

FAMILY PLANNING MONTHLY LOGISTICS REPORT

March 2019



**Management Information System (MIS)
Directorate General of Family Planning (DGFP)**

6, Kawran Bazar, Dhaka1215

Email: dirmisfp@gmail.com, dirlsdgfp@gmail.com
www.dgfp.gov.bd, www.scmpbd.org

Government of the People's Republic of Bangladesh
Directorate General of Family Planning
Management Information System (MIS)
6, Kawran Bazar, Dhaka- 1215
www.dgfp.gov.bd

Memo No. DGFP/MIS/09(Report)/04/2017/325

Date: 05 May, 2019.

Sub: Family Planning Monthly Logistics Report for the Month of March' 2019.

Family Planning Monthly Logistics Report for the Month of March'2019 is sent herewith for your kind information & necessary action. This report is prepared on the basis of Form-7 submitted by Warehouses and Form-7B submitted by Upazila Family Planning Offices by using WIMS & UIMS operational tools. It provides useful information on monthly distribution and stock balance of all the major contraceptives & DDS Kits of Warehouse/Upazila Stores. A summary of important events happened during reporting month has been included in this report. For more information you are requested to visit at www.scmpbd.org web site.

Comments and suggestions for improvement of this report will be highly appreciated.

05.5.19

(Manoj Kumar Roy)
Joint Secretary (MEFW Division)
and
Director & Line Director (MIS)
Phone: 9146262
Mail: dirmis@dgfp.gov.bd

Memo No. - DGFP/MIS/09(Report)/04/2017/325/1(202)

Date: 05 May, 2019.

Copy of the report forwarded to:

1. Secretary, Medical Education & Family Welfare Division (MEFW Division), Bangladesh Secretariat, Dhaka.
2. Additional Secretary (Admin), Medical Education & Family Welfare Division, Bangladesh Secretariat, Dhaka.
3. Joint Secretary (Development), Medical Education & Family Welfare Division, Bangladesh Secretariat, Dhaka.
4. Joint Chief (Planning), Health Service Division, Bangladesh Secretariat, Dhaka
5. Joint Chief (Population & Planning wing), Planning commission, Sher-e-Bangla Nagar, Dhaka.
6. Joint Chief (Planning), Program Management and Monitoring Unit (PMMU), Azimpur, Dhaka-1205.
7. Deputy Chief (Planning), Medical Education & Family Welfare Division, Bangladesh Secretariat, Dhaka.
8. P.S. to the Honorable Minister, Ministry of Health and Family Welfare, Bangladesh Secretariat, Dhaka, for kind information of the Honorable Minister.
9. P.S. to the Honorable State Minister, Ministry of Health and Family Welfare, Bangladesh Secretariat, Dhaka, for kind information of the Honorable State Minister.

10. Director (Administration), Directorate General of Family Planning, 6 Kawran Bazar, Dhaka 1215.
11. Director (Logistics & Supply) and Line Director (Procurement, Storage & Supply Management), Directorate General of Family Planning, 6 Kawran Bazar, Dhaka 1215.
12. Director Finance & Line Director (Family Planning Field Service Delivery), Directorate General of Family Planning, 6 Kawran Bazar, Dhaka 1215.
13. Director (IEM) & Line Director (Information, Education and Communication), Directorate General of Family Planning, 6 Kawran Bazar, Dhaka 1215.
14. Director (Planning) & Line Director (Planning Monitoring and Evaluation), Directorate General of Family Planning, 6 Kawran Bazar, Dhaka 1215.
15. Line Director (Maternal, Child, Reproductive and Adolescent Health), Directorate General of Family Planning, 6 Kawran Bazar, Dhaka 1215.
16. Line Director (Clinical Contraception Services Delivery Program), Directorate General of Family Planning, 6 Kawran Bazar, Dhaka 1215.
17. Divisional Director, Family Planning, Dhaka / Chittagong / Rajshahi / Khulna / Sylhet / Barisal/ Rangpur Division.
18. Deputy Chief (FW)/ (Health), Ministry of Health & Family Welfare, Bangladesh Secretariat, Dhaka.
19. Additional Director (Drugs and Stores), Directorate General of Family Planning, Central Warehouse, Mohakhali, Dhaka.
20. Deputy Director, Family Planning, ----- District (You are requested to take appropriate measures to ensure timely online submission of Form 7B report from upazilas.
21. Regional/District Consultant, FPCS-QIT, District Family Planning Office, ----- District.
22. Supply Officer, Family Planning, ----- CWH/RWHs.
23. Assistant Maintenance Engineer, MIS Unit, DGFP (Requested to upload this report to DGFP website- www.dgfp.gov.bd).
24. Country Project Director, SIAPS/MSH, House: 3, Road: No. 23B, Gulshan-1, Dhaka-1212.
25. Country Director, the World Bank, E-32, Agargaon, Sher-e-Banala Nagar, Dhaka-1207.
26. Team Leader, Population & Health Team, USAID, Madani Avenue, Baridhara, Dhaka.
27. Country Representative, UNFPA, IDB Bhaban, Agargaon, Sher-E-Bangla Nagar, Dhaka.
28. Managing Director, SMC, SMC Tower, 33 Banani C/A, Dhaka-1213.
29. Documentation Center, IEM Unit, Directorate General of Family Planning, 6 Kawran Bazar, Dhaka.
30. Responsible person of Dispatch Section, MIS Unit is requested to distribute the published 'Family Planning Monthly Logistics Report' to concerned Person/Office/Organization.
31. PA to Director General, Directorate General of Family Planning, 6 Kawran Bazar, Dhaka 1215.
32. Office copy, MIS, DGFP, 6 Kawran Bazar, Dhaka -1215.
33. Concerned Organization/Person.


 (Ajoy Ratan Barua)
 Deputy Director (MIS)

Table Of Contents

	Page
1. DGFP Stock Status Report	1-2
2. National Receipts Quantity by Product by Month	3
3. National Level Contraceptive Summary Report	4
4. Stock Status Report at Different Levels	5
5. Contraceptive Stock Status by Product at Upazila Store and Field	6-10
6. Contraceptive Stock Status by Product at Regional Warehouses/Upazila	11-31
7. Month-wise Consumption Trend	32-34
8. Report on Upazila and Warehouse Having Stock Out in last month	35

1. DGFP Stock Status Report

Year →	2019												2020												2021											
	4	5	6	7	8	9	10	11	12	1	2	3	4	5	6	7	8	9	10	11	12	1	2	3	4	5	6	7	8	9	10					
Min.-Max. →	Min												Max																							
Product ↓	CS - 57.09m : 6.1 MOS																																			
Condom	6.1 MOS												69m to be received = 7.4 MOS																							
*AMC = 9.30m	2018-19: GoB (Rev):175m																																			
	CS (13.32m) : 1.7 MOS																																			
Pill	1.9 MOS												2018-19: 110m to be received = 15.9 MOS																							
*AMC = 6.88m													2018-19: 110m																							
	CS (0.59m): 36.8 MOS																																			
IUD	36.8 MOS																																			
*AMC = 16,112													2018-19: 0.3m																							
Injectables	CS 16.67 m = 17.9 MOS																																			
*AMC = 0.928m													2018-19:12.5m																							
	CS - (0.39m) - 11.9 MOS																																			
Implant	11.9 MOS												2018-19: 0.2m = 6.0 MOS												2018-19: 0.4m = 13 MOS											
*AMC = 33,468	2018-19: GoB (Rev) - 0.42m & GoB (RPA) - 0.165m & 0.4m Single Rod																																			
																									Legend: ■ Current Stock (CS): Less than 3 MOS ■ Current Stock (CS): MOS 3.0 to Less than 6 MOS ■ Current Stock (CS): MOS 6 and above ■ Planned for FY 2018-19 ■ Procurement completed, yet to be received ■ Donation AMC = Average Monthly Consumption											
	*AMC is calculated based on past 6-months consumption Data Sources: DGFP/L&S unit, DGFP LMIS web site - https://scmpbd.org/ Central Warehouse WIMS data and Approved DGFP Procurement Plan National min-max stock level is 6 & 10 MOS																																			

DGFP STOCK STATUS NOTES
(For Contraceptives)
Month: March 2019

CONDOM – Current national stock is 57.09 million pieces and this stock can be used up to September 2019.

- 2018-19: GoB (Rev) – Contract signed for of 175 million pcs, and received 106 million in till March 2019. EDCL will supply rest 69 million by June 2019, which will go up to May 2020.

PILL – Current national stock of Oral Contraceptive Pill is 13.32 million cycles which will go up to May 2019.

- 2018-19: GoB (RPA) – 100 million cycles. NOA issued on 31 March 2019.
- 2018-19: GoB (RPA) – 10 million cycles (Third generation oral pill), contract signed, Vendor started delivery to the central warehouse.

IUD – Current national stock is 0.59 million pcs and this stock can be used up to March 2022.

- Status of 2018-19 procurement: 0.30 million sets – NOA has been issued on 18.02.2019.

INJECTABLES – Current stock of 16.67 million vials and that can be used up to September 2020.

- 2018-19: GOB (RPA) – 12.5 million vials. Total quantity received.

IMPLANT – Current stock is 0.39 million sets and this can be used up to March 2020.

- 2018-19 procurement: RPA (GoB) – 0.165 million sets: Full quantity received.
- 2018 – 19 (GoB-Rev) - 0.22 million sets: Goods received on 12th November 2018.
- UNFPA donated 200,000 units of single rod implant received on 13th December 2018.
- 2018 – 19 (GoB-Dev.) - 0.2 million sets: Purchase Summary sent to ministry for approval, waiting for approval.
- 2018 – 19 (GoB-Dev.) - 0.4 million sets (Single rod): Tenders was opened on 23.01.2019, no tenderer participated.

You can also download the previous reports from <http://www.scmpbd.org/>

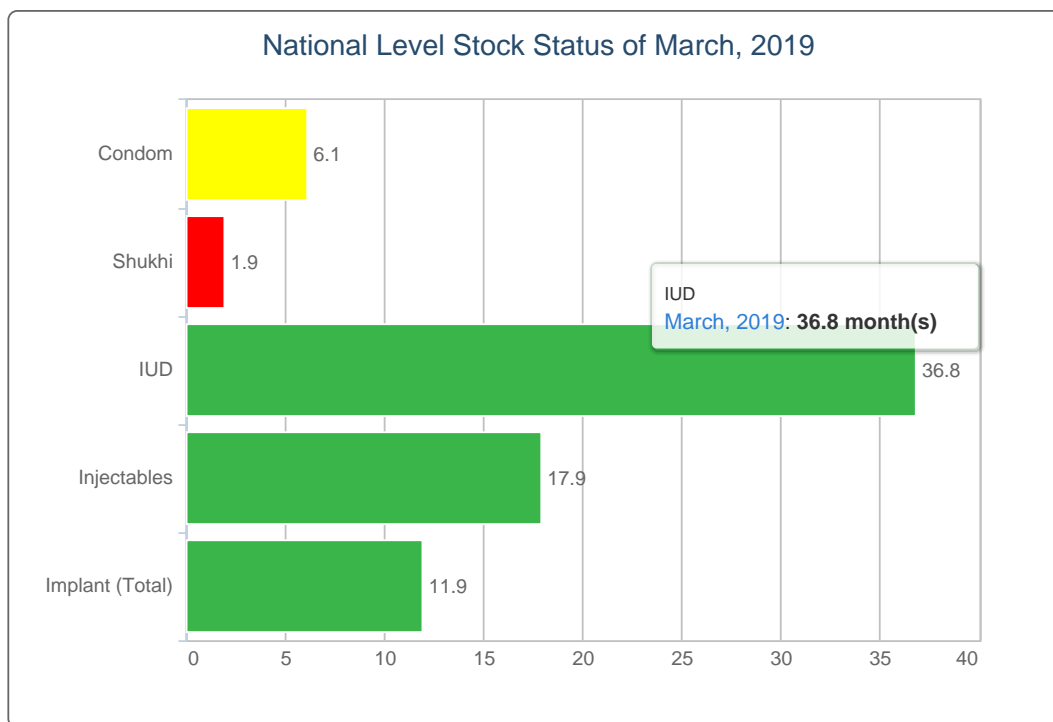
2. National Receipts Quantity by Product by Month

Contraceptive Received Report

Month: March, 2019

Item	Supplier	Receiver	Date Receipts	Qty
ESSENTIAL DRUGS CO. LTD.	Khulna RWH	31/03/19	4,226,000	
KHULNA ESSENTIAL LATEX PLANT (KELP)	Bogura RWH	31/03/19	3,754,800	
			Total	7,980,800

3. National Level Contraceptive Summary Report

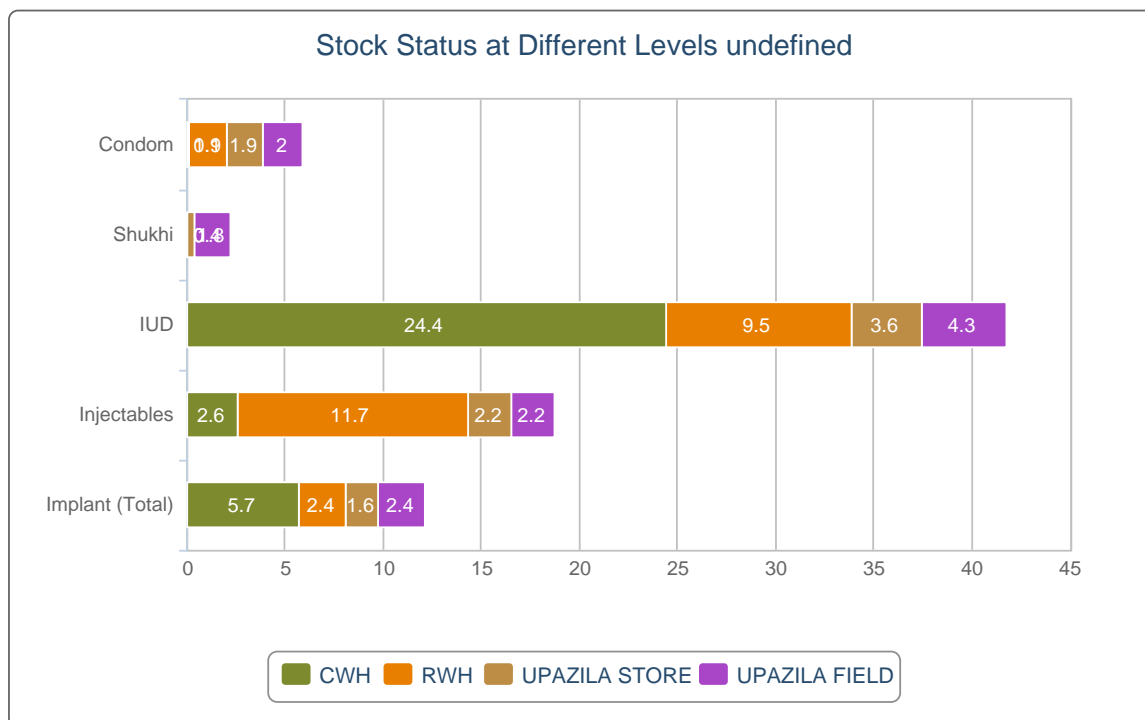


■ MOS less than 4.0
 ■ MOS 4.0 - 7.9
 ■ MOS 8.0 and above
 MOS = Month of Stock

National Level Stock Status of March, 2019

SL	Name of Products	Reported Consumption	Reported Closing Balance	Average Monthly Consumption	MOS
1	Condom	9,631,194	57,086,195	9,307,798	6.1
2	Shukhi	5,847,009	13,324,470	6,890,133	1.9
3	IUD	14,183	592,543	16,110	36.8
4	Injectables	887,484	16,670,454	929,029	17.9
5	Implant (Total)	32,882	397,312	33,468	11.9

4. Stock Status Report at Different Levels

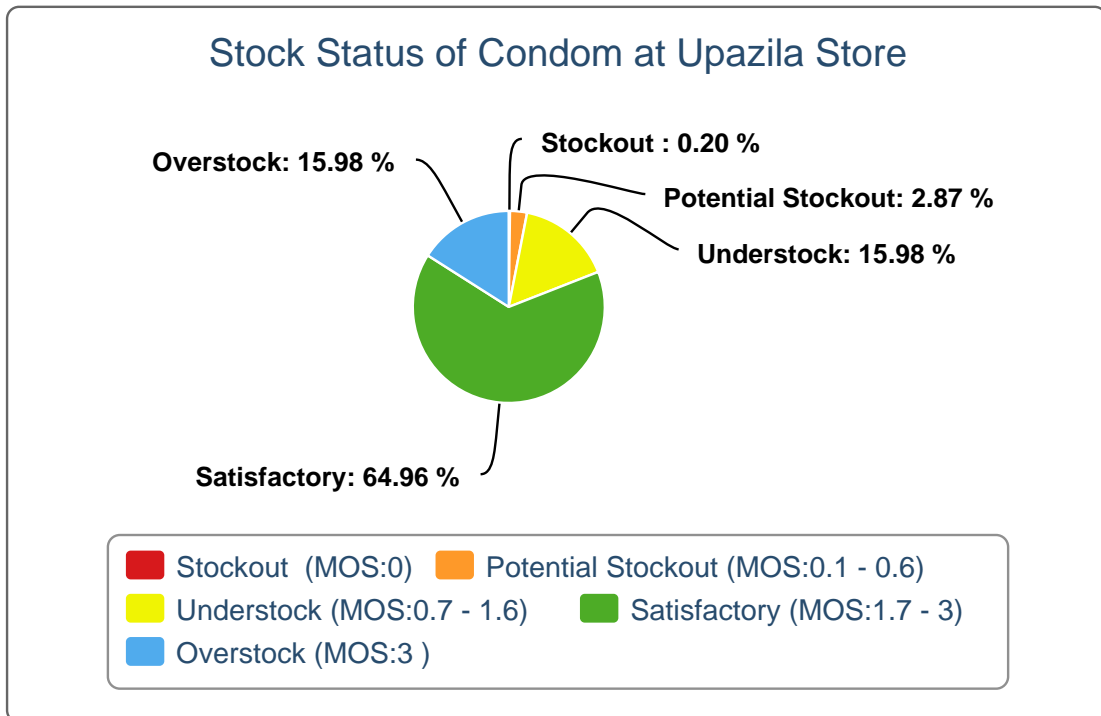


Stock Status at Different Levels March, 2019

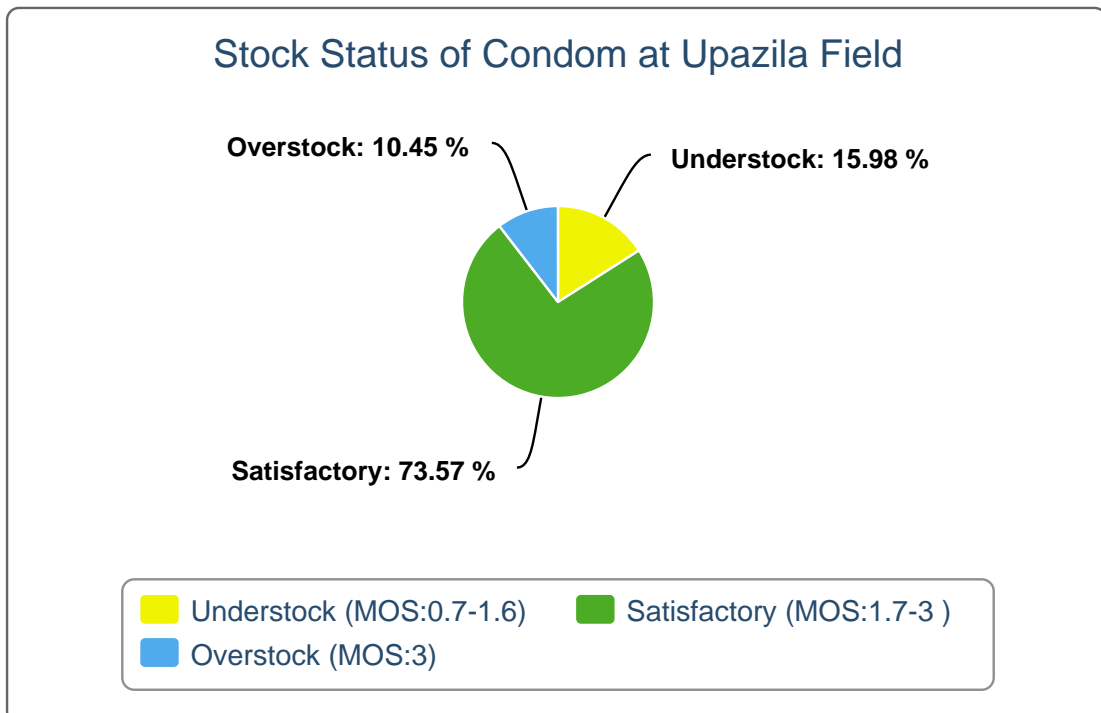
Products	Avg. Consump. of Last 6 Months	CWH Level	MOS	RWH Level	MOS	Upazila Level	MOS	Field Level	MOS	National Level	MOS
Condom	9,307,798	759,600	0.1	18,256,200	2	18,687,569	2	19,382,826	2.1	57,086,195	6.1
Shukhi	6,890,133	47,984	0	221,706	0	2,545,666	0.4	10,509,114	1.5	13,324,470	1.9
IUD	16,110	345,500	21.4	135,331	8.4	50,910	3.2	60,802	3.8	592,543	36.8
Injectables	929,029	2,317,985	2.5	10,419,000	11.2	1,979,031	2.1	1,954,438	2.1	16,670,454	17.9
Implant (Total)	33,468	187,440	5.6	77,757	2.3	52,943	1.6	79,172	2.4	397,312	11.9

5. Contraceptive Stock Status by Product at Upazila Store and Field

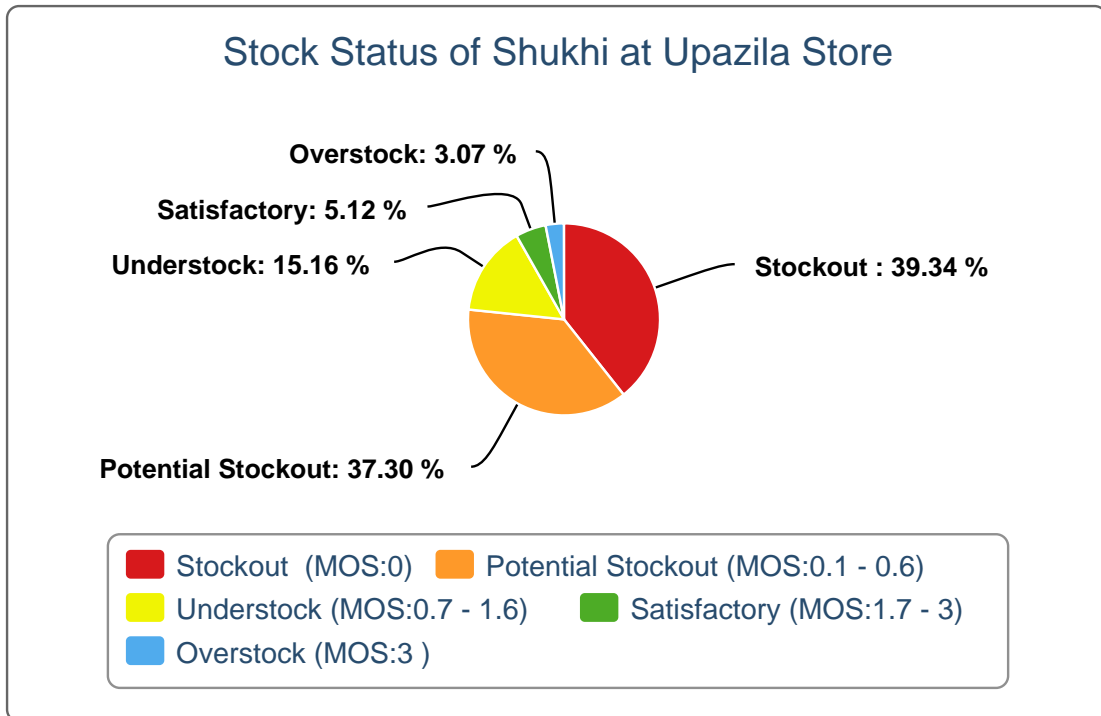
5(a).



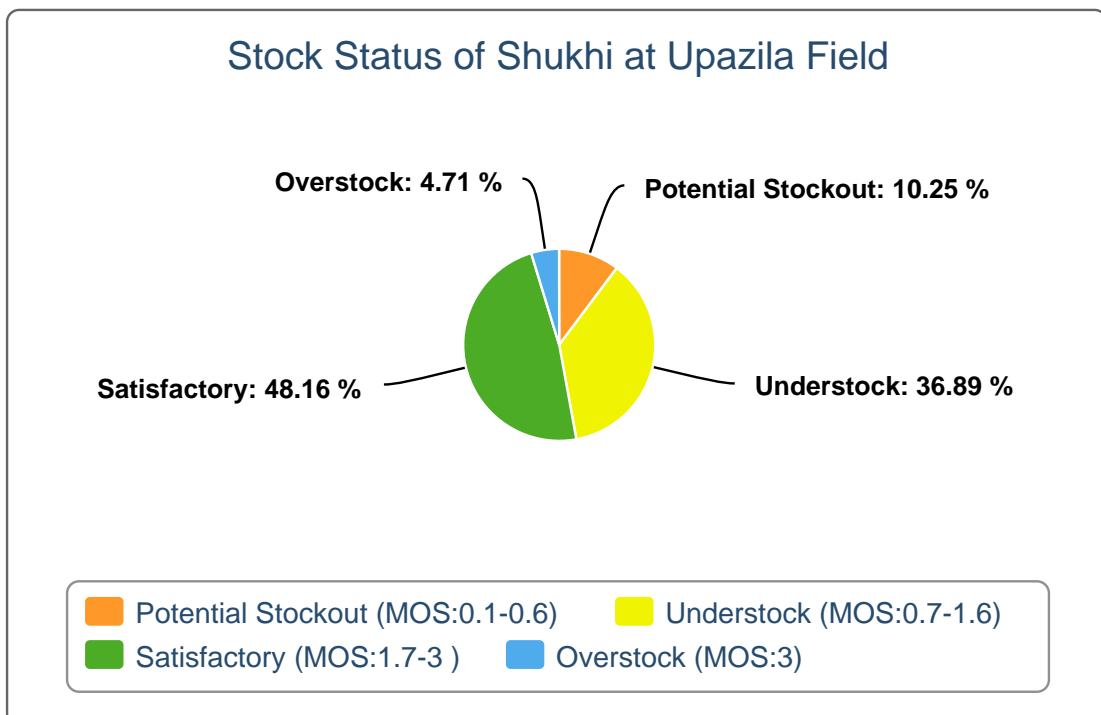
5(b).



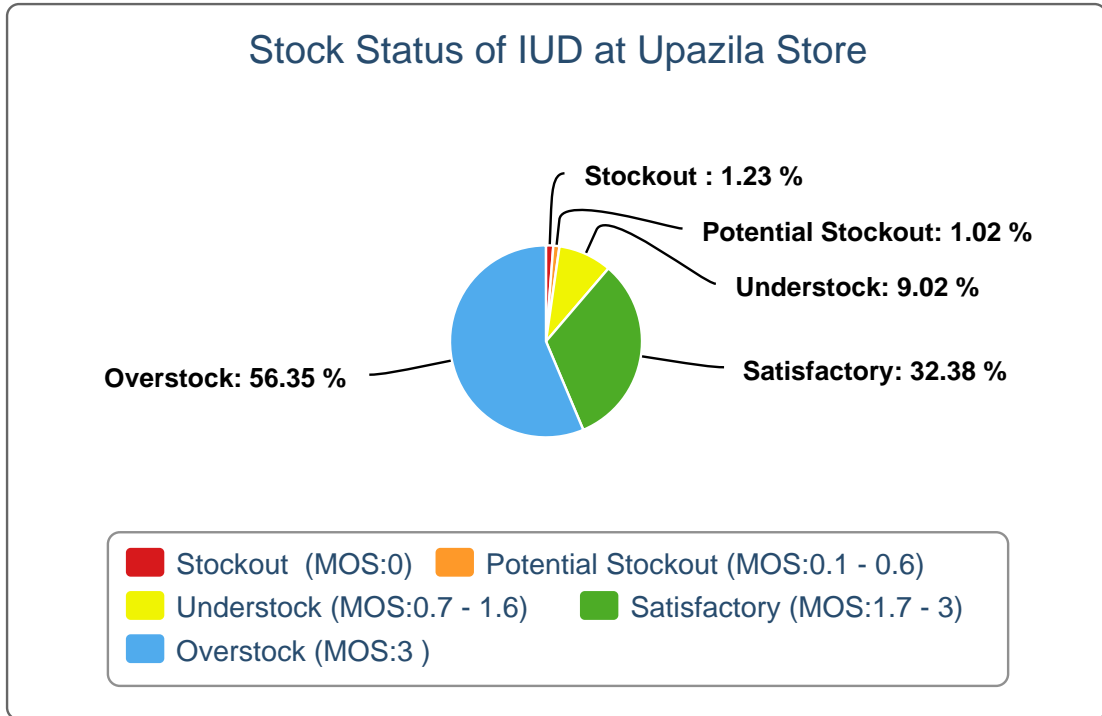
5(c).



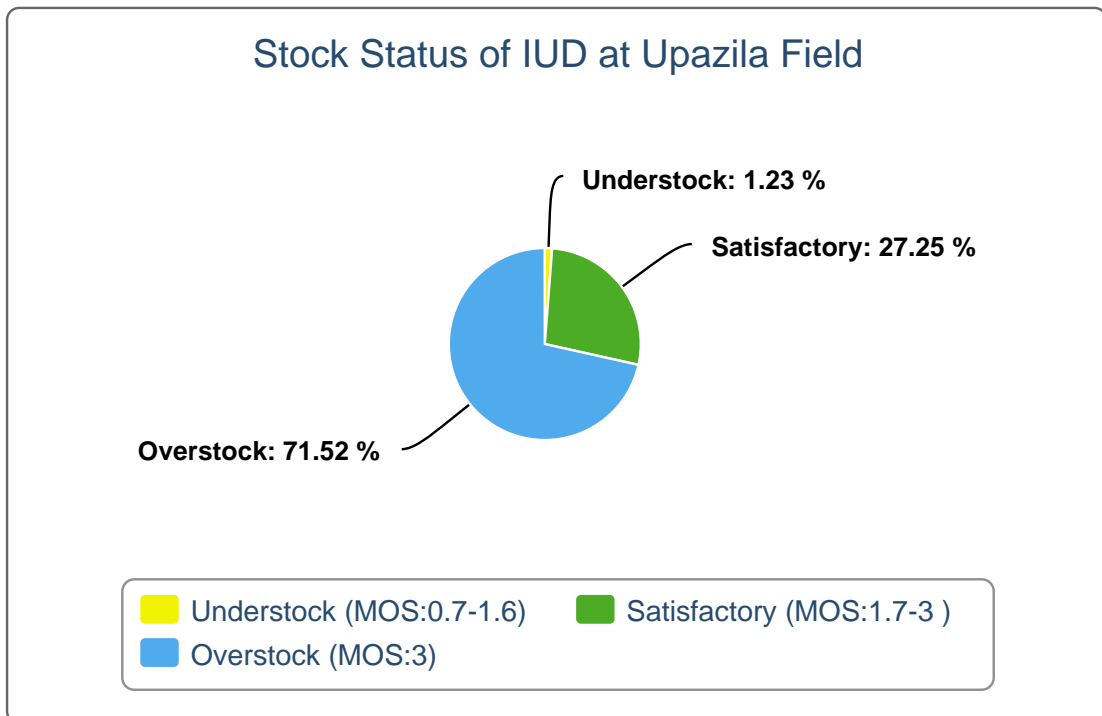
5(d).



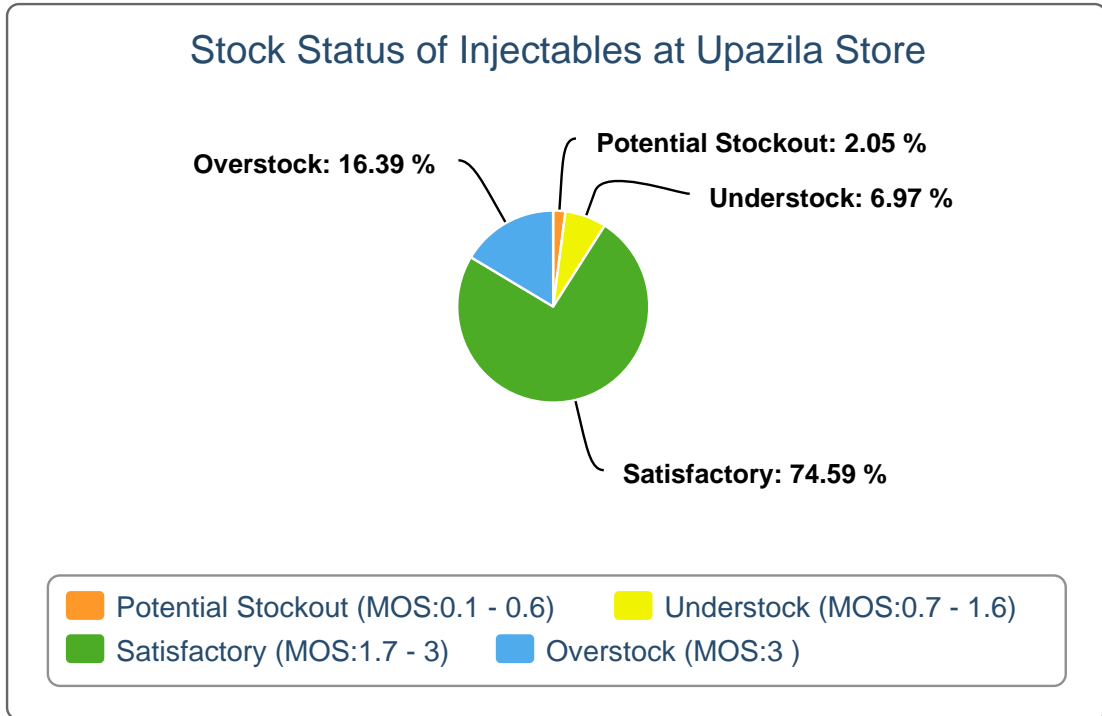
5(e).



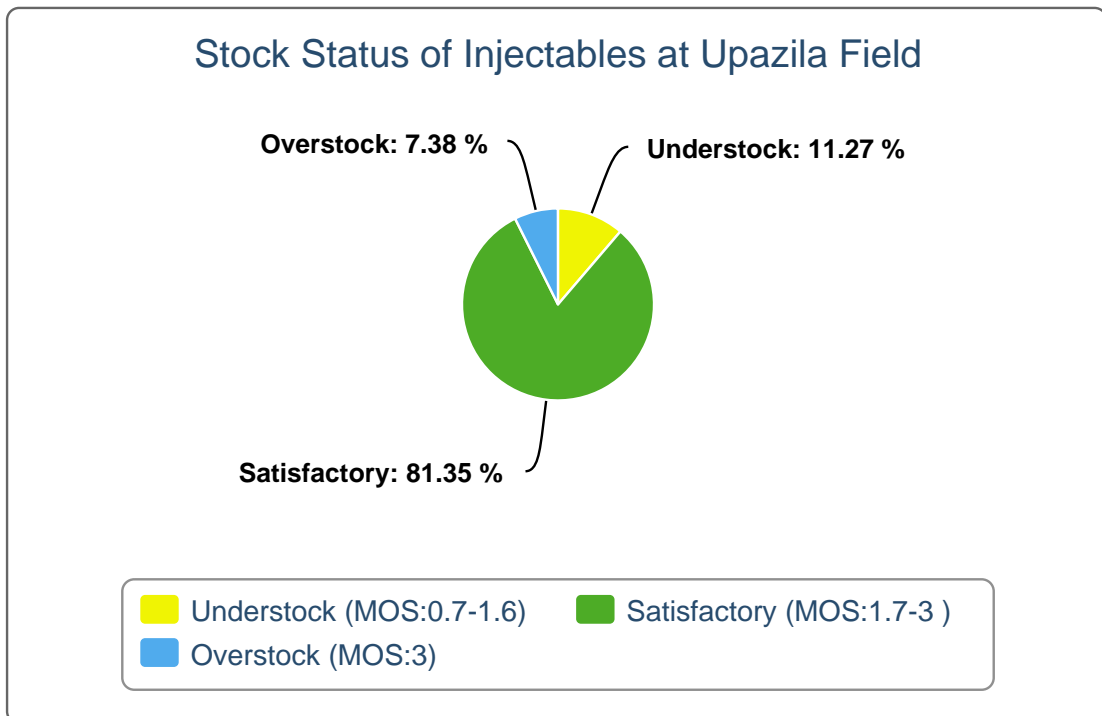
5(f).



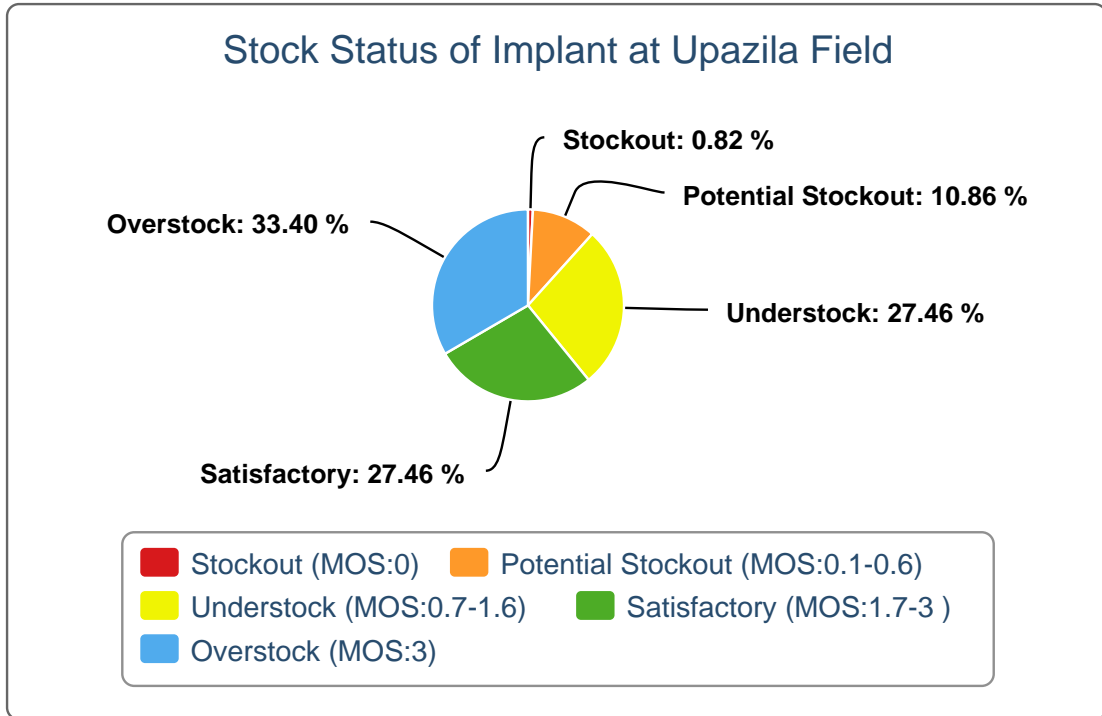
5(g).



5(h).



5(i).



6(a). Contraceptive Stock Status by Product at Regional Warehouses

SL	WH Name	Condom			Shukhi			IUD			Injectables			Implant		
		CBL	AMD	MOS	CBL	AMD	MOS	CBL	AMD	MOS	CBL	AMD	MOS	CBL	AMD	MOS
1	Bandarban RWH	75,600	39,411	1.9	25,920	20,148	1.3	320	106	3.0	3,000	3,257	0.9	294	221	1.3
2	Bhola RWH	187,200	100,803	1.9	67,680	86,219	0.8	1,675	242	6.9	46,000	39,896	1.2	3,048	430	7.1
3	Bogura RWH	2,984,400	550,110	5.4	3,395	390,867	0.0	14,400	626	23.0	228,900	32,183	7.1	6,524	2,486	2.6
4	Chattogram RWH	5,501,800	479,942	11.5	25,920	344,681	0.1	43,380	1,552	28.0	4,962,400	57,266	86.7	8,768	2,211	4.0
5	Cumilla RWH	324,000	514,219	0.6	940	372,249	0.0	4,416	1,462	3.0	76,000	66,429	1.1	5,687	1,990	2.9
6	Dhaka CWH	759,600	1,458,509	0.5	47,984	854,585	0.1	345,500	2,282	151.4	2,317,985	109,218	21.2	187,440	2,913	64.3
7	Dinajpur RWH	1,296,000	201,823	6.4	0	304,890	0.0	4,900	490	10.0	99,000	36,051	2.7	3,434	2,088	1.6
8	Faridpur RWH	403,200	646,332	0.6	1,440	396,730	0.0	6,400	1,186	5.4	99,000	46,358	2.1	2,952	2,439	1.2
9	Jamalpur RWH	115,200	294,562	0.4	28,800	249,261	0.1	3,628	473	7.7	73,800	31,324	2.4	3,000	1,264	2.4
10	Jashore RWH	460,800	450,397	1.0	4,320	280,472	0.0	4,150	507	8.2	100,400	44,334	2.3	6,024	1,418	4.2
11	Khulna RWH	2,638,400	646,187	4.1	2,490	408,056	0.0	8,375	829	10.1	3,794,400	43,145	87.9	7,852	1,568	5.0
12	Kushtia RWH	270,000	289,350	0.9	1,440	168,025	0.0	1,474	217	6.8	65,700	33,791	1.9	3,034	611	5.0
13	Mymensingh RWH	849,600	676,430	1.3	0	676,496	0.0	4,500	996	4.5	92,000	54,984	1.7	2,496	2,590	1.0
14	Noakhali RWH	176,400	266,680	0.7	2,880	176,048	0.0	3,325	645	5.2	113,700	41,370	2.7	4,450	1,341	3.3
15	Pabna RWH	579,600	496,800	1.2	1,440	362,661	0.0	8,500	928	9.2	115,000	44,427	2.6	3,950	1,058	3.7
16	Patuakhali RWH	208,800	122,949	1.7	1,440	155,856	0.0	3,550	367	9.7	69,700	25,350	2.7	2,400	1,027	2.3
17	Rajshahi RWH	662,400	637,552	1.0	0	315,205	0.0	6,039	448	13.5	139,700	36,601	3.8	2,558	1,291	2.0
18	Rangamati RWH	75,600	45,393	1.7	4,320	33,104	0.1	149	78	1.9	4,700	3,283	1.4	744	250	3.0
19	Rangpur RWH	590,400	525,174	1.1	1,440	623,453	0.0	8,725	1,430	6.1	142,000	104,390	1.4	5,254	3,377	1.6
20	Sylhet RWH	691,200	555,216	1.2	21,600	380,515	0.1	5,275	789	6.7	133,600	48,876	2.7	3,900	2,010	1.9
21	Tangail RWH	165,600	309,959	0.5	26,241	290,612	0.1	2,150	457	4.7	60,000	26,496	2.3	1,388	885	1.6

6(b). Contraceptive Stock Status by Product at Upazila

SL	Warehouse Name	Upazila Name	Condom			Shukhi			IUD			Injectables			Implant		
			CBL	AMD	MOS	CBL	AMD	MOS	CBL	AMD	MOS	CBL	AMD	MOS	CBL	AMD	MOS
1	Bandarban RWH	Alikadam	7,100	9,454	0.8	4,872	2,472	2.0	58	17	3.4	2,153	760	2.8	50	53	0.9
2	Bandarban RWH	Bandarban Sadar	14,500	5,092	2.8	10,250	4,160	2.5	77	22	3.5	1,943	696	2.8	159	34	4.7
3	Bandarban RWH	Lama	10,156	6,222	1.6	6,870	4,568	1.5	92	33	2.8	2,127	755	2.8	162	43	3.8
4	Bandarban RWH	Naikhongchhari	19,700	8,781	2.2	10,320	4,150	2.5	104	12	8.7	2,820	708	4.0	182	16	11.4
5	Bandarban RWH	Rowangchhari	9,500	2,117	4.5	4,540	1,689	2.7	28	4	7.0	733	149	4.9	0	20	0.0
6	Bandarban RWH	Ruma	5,600	5,099	1.1	2,040	1,554	1.3	51	11	4.6	592	128	4.6	10	18	0.6
7	Bandarban RWH	Thanchi	4,000	2,646	1.5	2,475	1,555	1.6	100	7	14.3	341	61	5.6	172	37	4.6
8	Bhola RWH	Bhola Sadar	24,000	12,603	1.9	13,695	9,863	1.4	143	76	1.9	10,880	5,291	2.1	20	143	0.1
9	Bhola RWH	Burhanuddin	6,600	4,577	1.4	9,675	8,125	1.2	64	21	3.0	3,475	1,710	2.0	50	49	1.0
10	Bhola RWH	Char Fasson	36,500	18,021	2.0	21,795	17,007	1.3	115	39	2.9	20,681	9,571	2.2	72	77	0.9
11	Bhola RWH	Daulat Khan	10,600	7,256	1.5	10,915	7,325	1.5	46	8	5.8	8,300	4,070	2.0	122	21	5.8
12	Bhola RWH	Hizla	16,700	8,066	2.1	9,990	5,126	1.9	45	13	3.5	3,861	1,515	2.5	30	17	1.8
13	Bhola RWH	Lalmohan	30,010	14,682	2.0	15,990	12,550	1.3	75	23	3.3	13,080	6,201	2.1	10	35	0.3
14	Bhola RWH	Manpura	5,700	4,759	1.2	4,787	2,636	1.8	40	4	10.0	4,795	1,984	2.4	72	20	3.6
15	Bhola RWH	Mehendiganj	30,600	15,091	2.0	12,390	11,011	1.1	66	28	2.4	10,051	4,614	2.2	72	14	5.1
16	Bhola RWH	Muladi	11,200	8,568	1.3	11,785	7,422	1.6	49	15	3.3	4,693	1,837	2.6	50	26	1.9
17	Bhola RWH	Tazumuddin	18,400	7,180	2.6	12,420	5,154	2.4	35	15	2.3	7,050	3,103	2.3	0	28	0.0
18	Bogura RWH	Adamdighi	26,700	10,036	2.7	12,705	6,347	2.0	85	18	4.7	1,264	375	3.4	144	49	2.9
19	Bogura RWH	Akkelpur	63,800	5,521	11.6	8,445	5,425	1.6	86	11	7.8	3,418	438	7.8	172	66	2.6
20	Bogura RWH	Atrai	36,000	12,315	2.9	13,895	11,477	1.2	232	9	25.8	3,009	454	6.6	110	39	2.8
21	Bogura RWH	Badalgachhi	52,700	16,053	3.3	1,170	14,603	0.1	135	6	22.5	4,460	1,725	2.6	444	47	9.4
22	Bogura RWH	Bogura Sadar	10,740	71,962	0.1	9,510	16,925	0.6	220	55	4.0	1,493	1,999	0.7	150	208	0.7
23	Bogura RWH	Dhamoirhat	26,000	9,204	2.8	4,261	8,768	0.5	113	16	7.1	2,927	922	3.2	200	21	9.5
24	Bogura RWH	Dhunat	64,800	31,522	2.1	7,040	19,601	0.4	113	24	4.7	4,310	2,034	2.1	200	115	1.7
25	Bogura RWH	Dhupchanchia	36,600	7,666	4.8	9,060	7,692	1.2	189	17	11.1	2,824	744	3.8	194	110	1.8

SL	Warehouse Name	Upazila Name	Condom			Shukhi			IUD			Injectables			Implant		
			CBL	AMD	MOS	CBL	AMD	MOS	CBL	AMD	MOS	CBL	AMD	MOS	CBL	AMD	MOS
26	Bogura RWH	Gabtali	74,100	38,239	1.9	2,310	19,475	0.1	112	11	10.2	4,872	2,667	1.8	0	122	0.0
27	Bogura RWH	Ghoraghat	51,900	5,954	8.7	12,660	6,381	2.0	119	27	4.4	1,532	407	3.8	10	44	0.2
28	Bogura RWH	Hakimpur	37,000	6,007	6.2	14,241	3,658	3.9	142	8	17.8	3,265	156	20.9	194	33	5.9
29	Bogura RWH	Joypurhat Sadar	14,900	21,155	0.7	3,738	13,465	0.3	180	60	3.0	5,300	1,173	4.5	216	215	1.0
30	Bogura RWH	Kahaloo	40,600	19,291	2.1	2,070	11,961	0.2	144	29	5.0	2,429	951	2.6	0	139	0.0
31	Bogura RWH	Kalai	25,416	6,310	4.0	7,860	8,339	0.9	100	11	9.1	2,680	502	5.3	100	32	3.1
32	Bogura RWH	Khetlal	26,000	8,255	3.1	4,170	4,878	0.9	90	9	10.0	2,019	242	8.3	0	46	0.0
33	Bogura RWH	Mahadebpur	65,800	15,155	4.3	10,800	17,533	0.6	128	12	10.7	3,744	920	4.1	250	69	3.6
34	Bogura RWH	Manda	56,700	22,644	2.5	6,480	31,369	0.2	378	67	5.6	5,805	1,815	3.2	60	85	0.7
35	Bogura RWH	Nandigram	11,300	8,906	1.3	135	11,324	0.0	50	2	25.0	2,640	359	7.4	0	40	0.0
36	Bogura RWH	Naogaon Sadar	87,800	23,522	3.7	9,600	18,213	0.5	146	18	8.1	3,799	1,381	2.8	344	100	3.4
37	Bogura RWH	Niamatpur	21,200	16,460	1.3	2,565	13,469	0.2	155	15	10.3	4,997	969	5.2	0	50	0.0
38	Bogura RWH	Panchbibi	39,190	14,120	2.8	6,552	9,135	0.7	51	13	3.9	2,590	705	3.7	295	152	1.9
39	Bogura RWH	Patnitala	21,600	11,746	1.8	10,142	9,695	1.0	164	15	10.9	3,681	568	6.5	52	64	0.8
40	Bogura RWH	Porsha	37,272	11,418	3.3	10,725	10,156	1.1	126	12	10.5	3,003	488	6.2	100	37	2.7
41	Bogura RWH	Raninagar	43,800	12,715	3.4	1,965	12,458	0.2	197	9	21.9	3,216	460	7.0	200	30	6.7
42	Bogura RWH	Sapahar	33,698	10,530	3.2	23,382	11,101	2.1	126	6	21.0	1,824	943	1.9	172	38	4.5
43	Bogura RWH	Sariakandi	35,000	12,263	2.9	1,995	8,710	0.2	122	26	4.7	4,920	1,096	4.5	0	146	0.0
44	Bogura RWH	Shajahanpur	112,700	40,937	2.8	11,690	16,650	0.7	162	28	5.8	4,290	1,065	4.0	0	101	0.0
45	Bogura RWH	Sherpur	114,100	30,786	3.7	6,706	19,286	0.3	141	25	5.6	5,137	1,615	3.2	144	81	1.8
46	Bogura RWH	Shibganj	94,100	27,361	3.4	7,800	23,368	0.3	81	24	3.4	2,800	3,827	0.7	144	94	1.5
47	Bogura RWH	Sonatola	72,000	22,057	3.3	17,235	19,405	0.9	180	43	4.2	3,271	1,183	2.8	0	113	0.0
48	Chattogram RWH	Anowara	22,200	11,063	2.0	3,825	11,561	0.3	103	29	3.6	1,604	884	1.8	300	49	6.1
49	Chattogram RWH	Banshkhali	36,800	15,282	2.4	2,945	12,420	0.2	114	37	3.1	4,718	2,293	2.1	202	66	3.1
50	Chattogram RWH	Boalkhali	21,200	8,268	2.6	5,474	11,037	0.5	112	33	3.4	1,101	537	2.1	300	47	6.4

SL	Warehouse Name	Upazila Name	Condom			Shukhi			IUD			Injectables			Implant		
			CBL	AMD	MOS	CBL	AMD	MOS	CBL	AMD	MOS	CBL	AMD	MOS	CBL	AMD	MOS
51	Chattogram RWH	Chakaria	110,000	21,330	5.2	435	16,806	0.0	167	91	1.8	8,809	4,242	2.1	338	144	2.3
52	Chattogram RWH	Chandanaish	28,800	10,362	2.8	6,735	9,886	0.7	116	41	2.8	1,926	946	2.0	100	42	2.4
53	Chattogram RWH	Cox's Bazar Sadar	161,900	32,649	5.0	5,070	19,503	0.3	185	48	3.9	6,380	3,278	1.9	550	116	4.7
54	Chattogram RWH	Dighinala	21,900	8,897	2.5	0	8,411	0.0	55	16	3.4	2,460	974	2.5	50	19	2.6
55	Chattogram RWH	Double Mooring	88,640	53,442	1.7	255	13,604	0.0	495	181	2.7	9,917	4,794	2.1	765	129	5.9
56	Chattogram RWH	Fatikchhari	45,644	23,035	2.0	3,890	17,289	0.2	98	31	3.2	5,073	2,397	2.1	150	228	0.7
57	Chattogram RWH	Hathazari	68,200	32,204	2.1	5,205	17,724	0.3	105	36	2.9	3,017	1,324	2.3	250	44	5.7
58	Chattogram RWH	Khagrachhari Sadar	18,500	6,437	2.9	255	6,211	0.0	190	52	3.7	1,540	750	2.1	190	14	13.6
59	Chattogram RWH	Kutubdia	33,200	3,886	8.5	13,365	4,460	3.0	255	26	9.8	4,610	1,196	3.9	360	56	6.4
60	Chattogram RWH	Lakshmichhari	7,000	2,075	3.4	1,740	2,677	0.6	51	13	3.9	375	108	3.5	50	13	3.8
61	Chattogram RWH	Lohagara	48,348	7,604	6.4	9,540	8,666	1.1	79	21	3.8	3,161	1,487	2.1	50	50	1.0
62	Chattogram RWH	Mahalchhari	6,300	3,712	1.7	780	4,282	0.2	46	6	7.7	726	353	2.1	150	18	8.3
63	Chattogram RWH	Maheshkhali	22,600	8,992	2.5	15,755	16,352	1.0	174	64	2.7	6,688	2,996	2.2	28	94	0.3
64	Chattogram RWH	Manikchhari	9,500	1,362	7.0	2,985	1,861	1.6	15	2	7.5	1,018	493	2.1	50	12	4.2
65	Chattogram RWH	Matiranga	29,700	10,522	2.8	7,530	7,353	1.0	26	17	1.5	2,071	920	2.3	65	27	2.4
66	Chattogram RWH	Mirsharai	30,500	15,309	2.0	289	15,088	0.0	171	59	2.9	4,787	2,312	2.1	300	78	3.8
67	Chattogram RWH	Panchhari	8,900	3,449	2.6	105	4,197	0.0	65	3	21.7	590	224	2.6	100	35	2.9
68	Chattogram RWH	Panchlaish	80,700	41,050	2.0	8,115	10,204	0.8	420	169	2.5	7,788	3,517	2.2	290	99	2.9
69	Chattogram RWH	Patiya	45,400	21,483	2.1	5,715	18,207	0.3	350	154	2.3	4,480	2,080	2.2	120	151	0.8
70	Chattogram RWH	Pekua	17,100	7,111	2.4	7,110	6,813	1.0	94	14	6.7	4,179	2,140	2.0	0	72	0.0
71	Chattogram RWH	Ramgarh	11,300	3,587	3.2	11,520	4,287	2.7	34	6	5.7	640	272	2.4	101	37	2.7
72	Chattogram RWH	Ramu	74,800	11,796	6.3	7,440	8,815	0.8	138	42	3.3	6,940	2,716	2.6	0	97	0.0
73	Chattogram RWH	Rangunia	58,900	25,091	2.3	5,955	13,830	0.4	182	67	2.7	3,963	1,707	2.3	210	62	3.4
74	Chattogram RWH	Raozan	28,980	16,290	1.8	2,175	12,990	0.2	118	61	1.9	2,199	1,354	1.6	452	68	6.6
75	Chattogram RWH	Sandwip	41,166	9,609	4.3	22,695	10,670	2.1	354	48	7.4	9,849	1,329	7.4	288	68	4.2

SL	Warehouse Name	Upazila Name	Condom			Shukhi			IUD			Injectables			Implant		
			CBL	AMD	MOS	CBL	AMD	MOS	CBL	AMD	MOS	CBL	AMD	MOS	CBL	AMD	MOS
76	Chattogram RWH	Satkania	26,981	12,419	2.2	7,322	10,742	0.7	105	22	4.8	2,060	931	2.2	100	87	1.1
77	Chattogram RWH	Sitakunda	38,900	20,157	1.9	50	14,349	0.0	242	66	3.7	3,702	1,855	2.0	72	51	1.4
78	Chattogram RWH	Teknaf	54,304	25,947	2.1	20,340	18,972	1.1	174	75	2.3	12,587	4,776	2.6	0	93	0.0
79	Chattogram RWH	Ukhia	17,500	5,522	3.2	14,820	5,414	2.7	31	22	1.4	5,034	2,081	2.4	100	45	2.2
80	Cumilla RWH	Akhaura	36,360	6,460	5.6	14,121	5,172	2.7	117	14	8.4	2,878	698	4.1	110	32	3.4
81	Cumilla RWH	Ashuganj	47,524	13,730	3.5	23,740	6,907	3.4	146	33	4.4	7,042	1,037	6.8	70	44	1.6
82	Cumilla RWH	Banchhampur	47,000	17,450	2.7	20,445	10,744	1.9	118	34	3.5	4,233	2,804	1.5	150	180	0.8
83	Cumilla RWH	Barura	46,000	20,160	2.3	2,360	19,591	0.1	241	58	4.2	4,640	3,054	1.5	100	56	1.8
84	Cumilla RWH	Bijoyagar	37,308	14,185	2.6	396	9,987	0.0	117	10	11.7	3,502	1,668	2.1	100	42	2.4
85	Cumilla RWH	Brahman Para	8,700	7,340	1.2	1,365	7,863	0.2	115	24	4.8	1,433	715	2.0	100	35	2.9
86	Cumilla RWH	Brahmanbaria Sadar	54,200	23,971	2.3	44,790	11,593	3.9	298	71	4.2	7,047	2,776	2.5	150	95	1.6
87	Cumilla RWH	Burichang	50,500	22,308	2.3	3,810	15,720	0.2	298	54	5.5	6,714	2,143	3.1	300	82	3.7
88	Cumilla RWH	Chandina	38,300	19,747	1.9	53,740	14,459	3.7	175	40	4.4	4,784	2,614	1.8	115	46	2.5
89	Cumilla RWH	Chandpur Sadar	51,000	15,638	3.3	8,270	14,084	0.6	274	98	2.8	5,674	2,488	2.3	240	127	1.9
90	Cumilla RWH	Chaudagram	62,200	17,760	3.5	4,425	16,891	0.3	323	38	8.5	5,618	3,489	1.6	200	28	7.1
91	Cumilla RWH	Cumilla Adarsha Sadar	33,000	31,514	1.0	8,805	18,165	0.5	305	117	2.6	3,156	3,154	1.0	230	125	1.8
92	Cumilla RWH	Cumilla Sadar Dakshin	43,400	16,327	2.7	55	15,783	0.0	130	61	2.1	6,202	2,823	2.2	250	45	5.6
93	Cumilla RWH	Daudkandi	45,100	13,924	3.2	12,450	10,567	1.2	247	62	4.0	4,797	1,804	2.7	100	27	3.7
94	Cumilla RWH	Debidwar	70,200	18,814	3.7	6,060	16,958	0.4	216	92	2.3	3,691	2,682	1.4	100	42	2.4
95	Cumilla RWH	Faridganj	62,400	15,700	4.0	32,550	10,530	3.1	155	51	3.0	6,570	2,667	2.5	200	90	2.2
96	Cumilla RWH	Haim Char	4,100	2,710	1.5	840	4,097	0.2	99	9	11.0	1,945	552	3.5	150	19	7.9
97	Cumilla RWH	Hajiganj	103,113	9,129	11.3	56,660	9,664	5.9	355	37	9.6	6,516	1,963	3.3	150	90	1.7
98	Cumilla RWH	Homna	36,200	15,689	2.3	18,720	7,757	2.4	245	33	7.4	3,211	1,310	2.5	150	20	7.5
99	Cumilla RWH	Kachua	95,100	17,754	5.4	22,740	13,526	1.7	143	58	2.5	1,932	3,513	0.5	100	66	1.5
100	Cumilla RWH	Kasba	52,100	18,551	2.8	6,255	13,500	0.5	150	27	5.6	3,495	1,375	2.5	0	54	0.0

SL	Warehouse Name	Upazila Name	Condom			Shukhi			IUD			Injectables			Implant		
			CBL	AMD	MOS	CBL	AMD	MOS	CBL	AMD	MOS	CBL	AMD	MOS	CBL	AMD	MOS
101	Cumilla RWH	Laksam	12,500	10,326	1.2	11,430	8,640	1.3	75	41	1.8	2,864	1,687	1.7	100	50	2.0
102	Cumilla RWH	Manoharganj	32,700	10,206	3.2	8,460	7,950	1.1	140	18	7.8	2,638	1,341	2.0	50	29	1.7
103	Cumilla RWH	Matlab Dakshin	48,700	10,675	4.6	14,097	5,904	2.4	180	40	4.5	3,325	1,640	2.0	315	47	6.7
104	Cumilla RWH	Matlab Uttar	53,100	13,258	4.0	10,415	12,910	0.8	151	57	2.6	5,252	1,557	3.4	100	77	1.3
105	Cumilla RWH	Meghna	34,600	5,350	6.5	15,255	4,082	3.7	116	14	8.3	2,319	772	3.0	150	17	8.8
106	Cumilla RWH	Muradnagar	73,970	34,114	2.2	1,515	18,677	0.1	278	77	3.6	5,103	3,116	1.6	200	55	3.6
107	Cumilla RWH	Nabinagar	90,800	23,328	3.9	17,865	14,408	1.2	194	24	8.1	8,078	2,164	3.7	150	92	1.6
108	Cumilla RWH	Nangalkot	57,600	21,109	2.7	5,910	11,400	0.5	267	43	6.2	8,112	2,469	3.3	0	56	0.0
109	Cumilla RWH	Nasirnagar	58,100	13,993	4.2	4,680	12,240	0.4	160	33	4.8	4,366	1,282	3.4	300	54	5.6
110	Cumilla RWH	Sarail	53,600	16,810	3.2	9,825	11,130	0.9	130	25	5.2	4,183	1,623	2.6	200	83	2.4
111	Cumilla RWH	Shahrasti	15,100	4,232	3.6	8,490	6,499	1.3	173	27	6.4	5,190	2,033	2.6	150	59	2.5
112	Cumilla RWH	Titas	12,900	11,957	1.1	28,425	4,851	5.9	64	42	1.5	3,255	1,416	2.3	10	26	0.4
113	Dhaka CWH	Araihazar	34,200	14,680	2.3	0	20,446	0.0	50	58	0.9	2,185	2,287	1.0	100	88	1.1
114	Dhaka CWH	Bandar	95,508	44,856	2.1	520	17,737	0.0	118	39	3.0	5,626	2,497	2.3	0	74	0.0
115	Dhaka CWH	Belabo	21,500	11,178	1.9	7,230	10,690	0.7	127	25	5.1	2,651	1,205	2.2	0	40	0.0
116	Dhaka CWH	Daulatpur	28,700	12,399	2.3	0	9,955	0.0	80	11	7.3	2,210	969	2.3	100	54	1.9
117	Dhaka CWH	Dhamrai	53,300	27,229	2.0	49,753	24,567	2.0	387	124	3.1	4,096	1,733	2.4	72	63	1.1
118	Dhaka CWH	Dohar	14,452	12,493	1.2	3,273	7,665	0.4	73	20	3.7	826	670	1.2	200	50	4.0
119	Dhaka CWH	Gazaria	14,199	6,186	2.3	1,835	6,478	0.3	33	9	3.7	1,304	586	2.2	148	19	7.8
120	Dhaka CWH	Gazipur Sadar	98,100	55,699	1.8	2,550	26,409	0.1	183	69	2.7	6,248	2,661	2.3	100	81	1.2
121	Dhaka CWH	Ghior	68,300	21,414	3.2	0	10,475	0.0	74	12	6.2	2,395	1,131	2.1	300	34	8.8
122	Dhaka CWH	Harirampur	22,144	13,311	1.7	6,360	6,210	1.0	60	7	8.6	1,038	442	2.3	260	49	5.3
123	Dhaka CWH	Kaliakair	42,400	24,756	1.7	870	19,521	0.0	127	26	4.9	1,350	690	2.0	0	44	0.0
124	Dhaka CWH	Kaliganj	62,300	29,458	2.1	330	16,424	0.0	144	20	7.2	2,821	1,246	2.3	350	22	15.9
125	Dhaka CWH	Kapasias	36,900	21,008	1.8	95	15,590	0.0	80	21	3.8	1,776	838	2.1	100	40	2.5

SL	Warehouse Name	Upazila Name	Condom			Shukhi			IUD			Injectables			Implant		
			CBL	AMD	MOS	CBL	AMD	MOS	CBL	AMD	MOS	CBL	AMD	MOS	CBL	AMD	MOS
126	Dhaka CWH	Keraniganj	90,368	48,478	1.9	2,310	28,483	0.1	266	117	2.3	7,058	3,490	2.0	860	109	7.9
127	Dhaka CWH	Lohajang	30,400	15,737	1.9	810	10,138	0.1	65	25	2.6	2,277	1,016	2.2	100	50	2.0
128	Dhaka CWH	Manikganj Sadar	30,600	42,910	0.7	8,580	17,353	0.5	101	30	3.4	4,855	2,146	2.3	200	97	2.1
129	Dhaka CWH	Manohardi	47,300	24,864	1.9	763	13,460	0.1	162	54	3.0	5,008	2,369	2.1	0	25	0.0
130	Dhaka CWH	Mirpur	27,100	143,538	0.2	3,030	42,077	0.1	555	285	1.9	22,301	11,495	1.9	480	328	1.5
131	Dhaka CWH	Munshiganj Sadar	52,286	28,088	1.9	10,272	16,821	0.6	76	29	2.6	3,385	1,606	2.1	200	70	2.9
132	Dhaka CWH	Narayanganj Sadar	82,100	78,074	1.1	0	53,043	0.0	227	89	2.6	18,141	8,874	2.0	25	176	0.1
133	Dhaka CWH	Narsingdi Sadar	115,651	59,199	2.0	103	54,928	0.0	239	127	1.9	20,239	8,658	2.3	0	121	0.0
134	Dhaka CWH	Nawabganj	41,400	24,039	1.7	231	13,426	0.0	67	19	3.5	2,110	995	2.1	0	63	0.0
135	Dhaka CWH	Palash	20,000	10,641	1.9	90	10,614	0.0	87	20	4.4	2,336	1,191	2.0	100	40	2.5
136	Dhaka CWH	Roypura	125,600	54,877	2.3	44,085	20,051	2.2	266	92	2.9	14,210	7,511	1.9	200	33	6.1
137	Dhaka CWH	Rupganj	82,090	41,460	2.0	235	34,022	0.0	102	39	2.6	6,965	3,278	2.1	0	65	0.0
138	Dhaka CWH	Saturia	14,900	9,079	1.6	4,815	8,113	0.6	32	27	1.2	1,558	750	2.1	0	47	0.0
139	Dhaka CWH	Savar	13,200	78,046	0.2	871	37,303	0.0	288	109	2.6	9,810	4,334	2.3	150	102	1.5
140	Dhaka CWH	Serajdikhan	43,492	23,019	1.9	0	19,206	0.0	104	39	2.7	3,274	1,576	2.1	0	55	0.0
141	Dhaka CWH	Shibalaya	25,400	16,983	1.5	0	8,806	0.0	41	14	2.9	2,745	1,450	1.9	0	49	0.0
142	Dhaka CWH	Shibpur	41,400	20,313	2.0	373	16,972	0.0	56	27	2.1	5,272	2,204	2.4	72	51	1.4
143	Dhaka CWH	Singair	43,670	24,793	1.8	2,425	13,817	0.2	103	21	4.9	2,073	961	2.2	300	39	7.7
144	Dhaka CWH	Sonargaon	52,000	29,256	1.8	7,545	23,471	0.3	171	47	3.6	6,155	2,942	2.1	0	67	0.0
145	Dhaka CWH	Sreenagar	59,300	31,818	1.9	390	23,994	0.0	81	32	2.5	3,755	1,789	2.1	400	43	9.3
146	Dhaka CWH	Sreepur	53,560	30,845	1.7	207	27,817	0.0	140	23	6.1	3,998	1,948	2.1	100	77	1.3
147	Dhaka CWH	Tejgaon	152,100	275,258	0.6	6,840	145,147	0.0	1,370	496	2.8	5,900	19,409	0.3	398	417	1.0
148	Dhaka CWH	Tongi	81,000	40,731	2.0	910	14,223	0.1	162	73	2.2	3,819	1,839	2.1	970	101	9.6
149	Dhaka CWH	Tongibari	28,500	11,796	2.4	26,580	9,133	2.9	57	7	8.1	967	432	2.2	200	30	6.7
150	Dinajpur RWH	Atwari	9,800	6,301	1.6	542	9,776	0.1	58	12	4.8	1,029	1,039	1.0	0	32	0.0

SL	Warehouse Name	Upazila Name	Condom			Shukhi			IUD			Injectables			Implant		
			CBL	AMD	MOS	CBL	AMD	MOS	CBL	AMD	MOS	CBL	AMD	MOS	CBL	AMD	MOS
151	Dinajpur RWH	Baliadangi	19,500	4,233	4.6	3,660	8,582	0.4	44	6	7.3	4,289	1,912	2.2	0	40	0.0
152	Dinajpur RWH	Biral	29,804	7,229	4.1	10,350	11,143	0.9	93	17	5.5	4,419	865	5.1	10	79	0.1
153	Dinajpur RWH	Birampur	7,500	5,870	1.3	3,270	6,192	0.5	69	13	5.3	914	305	3.0	100	81	1.2
154	Dinajpur RWH	Birganj	15,800	9,519	1.7	15	21,606	0.0	168	40	4.2	3,959	1,708	2.3	400	193	2.1
155	Dinajpur RWH	Bochaganj	16,066	6,965	2.3	72	11,221	0.0	108	36	3.0	1,694	708	2.4	150	71	2.1
156	Dinajpur RWH	Boda	2,000	9,819	0.2	315	20,761	0.0	33	18	1.8	514	2,520	0.2	0	144	0.0
157	Dinajpur RWH	Chirirbandar	10,200	6,966	1.5	180	15,202	0.0	67	21	3.2	1,924	1,148	1.7	10	147	0.1
158	Dinajpur RWH	Debiganj	12,300	11,707	1.1	495	26,086	0.0	89	31	2.9	201	3,996	0.1	0	86	0.0
159	Dinajpur RWH	Dinajpur Sadar	24,400	28,515	0.9	6,030	20,557	0.3	114	62	1.8	5,034	2,914	1.7	80	215	0.4
160	Dinajpur RWH	Fulbari	1,800	6,197	0.3	150	6,774	0.0	43	21	2.0	687	234	2.9	0	63	0.0
161	Dinajpur RWH	Haripur	2,700	6,885	0.4	255	8,975	0.0	22	5	4.4	1,640	1,296	1.3	0	29	0.0
162	Dinajpur RWH	Kaharole	15,600	4,244	3.7	215	9,462	0.0	101	21	4.8	1,522	607	2.5	0	95	0.0
163	Dinajpur RWH	Khansama	8,860	4,784	1.9	648	13,526	0.0	55	28	2.0	1,109	1,126	1.0	100	173	0.6
164	Dinajpur RWH	Nawabganj	12,400	9,676	1.3	1,770	13,017	0.1	88	12	7.3	2,017	1,313	1.5	0	75	0.0
165	Dinajpur RWH	Panchagarh Sadar	3,556	11,740	0.3	4,602	17,520	0.3	36	21	1.7	621	2,254	0.3	0	61	0.0
166	Dinajpur RWH	Parbatipur	26,380	19,242	1.4	773	19,269	0.0	222	47	4.7	2,834	2,633	1.1	0	146	0.0
167	Dinajpur RWH	Pirganj	1,200	8,090	0.1	1,830	12,294	0.1	50	16	3.1	177	2,077	0.1	140	63	2.2
168	Dinajpur RWH	Ranisankail	12,020	4,815	2.5	135	12,504	0.0	24	8	3.0	744	1,065	0.7	0	56	0.0
169	Dinajpur RWH	Tentulia	1,840	7,323	0.3	390	9,685	0.0	15	15	1.0	721	678	1.1	100	29	3.4
170	Dinajpur RWH	Thakurgaon Sadar	43,300	21,703	2.0	3,600	30,738	0.1	95	40	2.4	11,400	5,653	2.0	400	210	1.9
171	Faridpur RWH	Agailjhara	26,110	7,734	3.4	292	7,834	0.0	37	14	2.6	1,999	629	3.2	122	20	6.1
172	Faridpur RWH	Alfadanga	44,400	21,286	2.1	105	5,432	0.0	70	11	6.4	2,016	682	3.0	94	27	3.5
173	Faridpur RWH	Babuganj	18,500	5,840	3.2	300	6,456	0.0	164	35	4.7	1,588	644	2.5	72	33	2.2
174	Faridpur RWH	Baliakandi	55,222	22,775	2.4	218	12,342	0.0	125	28	4.5	4,219	1,173	3.6	438	69	6.3
175	Faridpur RWH	Banari Para	20,100	6,397	3.1	425	8,014	0.1	65	10	6.5	2,369	596	4.0	216	59	3.7

SL	Warehouse Name	Upazila Name	Condom			Shukhi			IUD			Injectables			Implant		
			CBL	AMD	MOS	CBL	AMD	MOS	CBL	AMD	MOS	CBL	AMD	MOS	CBL	AMD	MOS
176	Faridpur RWH	Barishal Sadar (kotwali)	60,400	28,668	2.1	75	17,446	0.0	296	68	4.4	6,700	3,317	2.0	94	111	0.8
177	Faridpur RWH	Bhanga	43,000	21,300	2.0	0	12,706	0.0	145	57	2.5	1,987	774	2.6	144	74	1.9
178	Faridpur RWH	Bhedarganj	39,900	12,348	3.2	105	8,454	0.0	121	31	3.9	4,961	1,645	3.0	172	69	2.5
179	Faridpur RWH	Boalmari	68,100	27,945	2.4	1,300	13,951	0.1	66	25	2.6	4,681	1,456	3.2	144	55	2.6
180	Faridpur RWH	Char Bhadrasan	26,900	6,864	3.9	204	1,716	0.1	75	14	5.4	1,666	213	7.8	50	34	1.5
181	Faridpur RWH	Damudya	20,240	5,136	3.9	810	3,581	0.2	57	18	3.2	1,769	372	4.8	172	11	15.6
182	Faridpur RWH	Faridpur Sadar	98,100	44,753	2.2	210	16,344	0.0	200	66	3.0	7,444	3,108	2.4	194	154	1.3
183	Faridpur RWH	Gaurnadi	29,300	10,206	2.9	0	9,988	0.0	63	13	4.8	4,587	1,141	4.0	72	34	2.1
184	Faridpur RWH	Goalanda	69,708	29,880	2.3	30	6,265	0.0	96	7	13.7	4,561	1,337	3.4	122	57	2.1
185	Faridpur RWH	Gopalganj Sadar	70,731	35,826	2.0	622	15,267	0.0	105	48	2.2	4,553	1,374	3.3	296	107	2.8
186	Faridpur RWH	Gosairhat	28,700	10,588	2.7	335	7,536	0.0	121	42	2.9	3,842	991	3.9	100	23	4.3
187	Faridpur RWH	Jhalokati Sadar	24,700	8,960	2.8	645	6,890	0.1	114	24	4.8	2,325	875	2.7	50	74	0.7
188	Faridpur RWH	Kalkini	28,600	12,566	2.3	165	10,898	0.0	103	32	3.2	2,723	1,194	2.3	281	107	2.6
189	Faridpur RWH	Kashiani	45,000	18,909	2.4	875	14,037	0.1	10	17	0.6	4,635	1,156	4.0	125	45	2.8
190	Faridpur RWH	Kotalipara	25,600	11,328	2.3	675	15,316	0.0	47	9	5.2	2,700	734	3.7	20	64	0.3
191	Faridpur RWH	Madaripur Sadar	58,800	20,701	2.8	270	19,507	0.0	281	88	3.2	11,458	4,827	2.4	316	140	2.3
192	Faridpur RWH	Madhukhali	38,300	15,581	2.5	15	13,938	0.0	161	38	4.2	3,262	1,352	2.4	122	73	1.7
193	Faridpur RWH	Muksudpur	68,195	27,447	2.5	135	20,943	0.0	209	30	7.0	5,371	1,793	3.0	288	78	3.7
194	Faridpur RWH	Nagarkanda	39,000	16,127	2.4	0	9,944	0.0	132	37	3.6	1,803	576	3.1	0	29	0.0
195	Faridpur RWH	Naria	21,672	9,910	2.2	30	9,054	0.0	58	19	3.1	2,476	905	2.7	273	37	7.4
196	Faridpur RWH	Nesarabad (swarupkati)	40,100	16,410	2.4	105	12,421	0.0	26	28	0.9	3,550	1,121	3.2	244	74	3.3
197	Faridpur RWH	Pangsha	74,400	38,555	1.9	2,370	19,595	0.1	163	33	4.9	4,567	1,909	2.4	488	137	3.6
198	Faridpur RWH	Rajbari Sadar	88,400	42,654	2.1	45	14,060	0.0	355	115	3.1	6,953	2,410	2.9	172	192	0.9
199	Faridpur RWH	Rajoir	30,800	14,206	2.2	470	12,166	0.0	16	13	1.2	4,626	1,410	3.3	266	51	5.2
200	Faridpur RWH	Sadarpur	39,600	12,916	3.1	2,010	6,677	0.3	139	19	7.3	3,395	556	6.1	173	31	5.6

SL	Warehouse Name	Upazila Name	Condom			Shukhi			IUD			Injectables			Implant		
			CBL	AMD	MOS	CBL	AMD	MOS	CBL	AMD	MOS	CBL	AMD	MOS	CBL	AMD	MOS
201	Faridpur RWH	Saltha	36,100	11,914	3.0	0	8,504	0.0	103	35	2.9	1,124	602	1.9	338	39	8.7
202	Faridpur RWH	Shariatpur Sadar	33,300	11,328	2.9	210	7,813	0.0	172	52	3.3	2,920	864	3.4	72	30	2.4
203	Faridpur RWH	Shib Char	67,400	25,359	2.7	105	17,574	0.0	170	44	3.9	7,475	2,485	3.0	50	97	0.5
204	Faridpur RWH	Tungipara	27,400	9,470	2.9	2,895	5,533	0.5	139	16	8.7	2,671	500	5.3	226	45	5.0
205	Faridpur RWH	Wazirpur	25,100	12,008	2.1	0	12,203	0.0	137	16	8.6	3,379	882	3.8	194	90	2.2
206	Faridpur RWH	Zanjira	35,500	12,437	2.9	145	6,325	0.0	155	34	4.6	4,055	755	5.4	294	69	4.3
207	Jamalpur RWH	Bakshiganj	22,000	18,438	1.2	4,600	10,631	0.4	42	26	1.6	1,893	968	2.0	201	67	3.0
208	Jamalpur RWH	Char Rajibpur	20,640	17,009	1.2	5,115	6,162	0.8	33	2	16.5	2,874	1,395	2.1	15	19	0.8
209	Jamalpur RWH	Dewanganj	31,980	20,766	1.5	6,470	15,295	0.4	115	32	3.6	6,413	2,937	2.2	50	108	0.5
210	Jamalpur RWH	Islampur	26,900	24,773	1.1	9,784	22,781	0.4	40	71	0.6	4,046	1,804	2.2	100	82	1.2
211	Jamalpur RWH	Jamalpur Sadar	76,800	38,779	2.0	19,045	37,105	0.5	206	83	2.5	9,544	4,669	2.0	200	190	1.1
212	Jamalpur RWH	Jhenaigati	17,800	12,421	1.4	7,234	16,671	0.4	19	17	1.1	3,028	1,563	1.9	100	55	1.8
213	Jamalpur RWH	Madarganj	24,100	16,316	1.5	18,720	13,822	1.4	100	66	1.5	1,950	1,019	1.9	100	156	0.6
214	Jamalpur RWH	Melandaha	35,400	25,057	1.4	34,560	21,320	1.6	85	39	2.2	4,950	2,523	2.0	100	76	1.3
215	Jamalpur RWH	Nakla	15,700	11,651	1.3	11,325	11,906	1.0	104	22	4.7	2,836	1,324	2.1	0	98	0.0
216	Jamalpur RWH	Nalitabari	23,300	17,263	1.3	8,025	16,942	0.5	13	11	1.2	2,622	1,366	1.9	50	79	0.6
217	Jamalpur RWH	Raumari	25,500	21,105	1.2	6,795	11,471	0.6	28	20	1.4	4,232	2,151	2.0	50	31	1.6
218	Jamalpur RWH	Sarishabari	44,900	27,011	1.7	6,615	16,860	0.4	100	46	2.2	3,842	1,888	2.0	100	87	1.1
219	Jamalpur RWH	Sherpur Sadar	37,850	29,990	1.3	30,240	33,074	0.9	99	31	3.2	13,230	6,711	2.0	0	129	0.0
220	Jamalpur RWH	Sreebardi	22,376	13,983	1.6	13,020	15,221	0.9	30	7	4.3	1,907	1,006	1.9	200	87	2.3
221	Jashore RWH	Abhaynagar	48,100	21,802	2.2	450	9,812	0.0	149	33	4.5	4,740	2,148	2.2	0	65	0.0
222	Jashore RWH	Bagher Para	47,000	16,969	2.8	0	10,486	0.0	140	21	6.7	4,274	1,455	2.9	172	76	2.3
223	Jashore RWH	Chaugachha	41,300	19,609	2.1	75	10,096	0.0	64	18	3.6	2,360	1,006	2.3	177	54	3.3
224	Jashore RWH	Harinakunda	46,300	8,474	5.5	210	11,398	0.0	46	16	2.9	3,585	974	3.7	172	60	2.9
225	Jashore RWH	Jashore Sadar	96,700	64,715	1.5	255	41,592	0.0	170	60	2.8	17,278	7,765	2.2	204	111	1.8

SL	Warehouse Name	Upazila Name	Condom			Shukhi			IUD			Injectables			Implant		
			CBL	AMD	MOS	CBL	AMD	MOS	CBL	AMD	MOS	CBL	AMD	MOS	CBL	AMD	MOS
226	Jashore RWH	Jhenaidah Sadar	65,800	23,755	2.8	15	16,290	0.0	55	42	1.3	5,300	2,418	2.2	82	79	1.0
227	Jashore RWH	Jhikargachha	60,300	19,180	3.1	105	10,310	0.0	110	24	4.6	5,700	1,832	3.1	52	54	1.0
228	Jashore RWH	Kalia	20,200	17,307	1.2	60	8,920	0.0	69	13	5.3	1,150	628	1.8	394	47	8.4
229	Jashore RWH	Kaliganj	32,800	21,859	1.5	270	14,039	0.0	64	13	4.9	2,600	1,084	2.4	272	40	6.8
230	Jashore RWH	Keshabpur	38,000	15,942	2.4	3,870	9,637	0.4	100	15	6.7	4,680	1,917	2.4	176	73	2.4
231	Jashore RWH	Kotchandpur	19,100	8,668	2.2	150	5,507	0.0	40	7	5.7	1,600	712	2.2	250	29	8.6
232	Jashore RWH	Lohagara	35,200	20,061	1.8	815	11,400	0.1	50	23	2.2	3,330	1,429	2.3	372	49	7.6
233	Jashore RWH	Magura Sadar	51,000	30,376	1.7	331	19,981	0.0	139	56	2.5	6,260	3,207	2.0	0	130	0.0
234	Jashore RWH	Maheshpur	49,396	21,842	2.3	865	10,241	0.1	115	30	3.8	6,200	2,971	2.1	172	57	3.0
235	Jashore RWH	Manirampur	63,700	29,365	2.2	75	19,381	0.0	240	19	12.6	12,870	6,075	2.1	272	82	3.3
236	Jashore RWH	Mohammadpur	47,000	6,358	7.4	20	7,639	0.0	98	15	6.5	1,674	751	2.2	72	48	1.5
237	Jashore RWH	Narail Sadar	31,200	28,388	1.1	0	14,972	0.0	63	24	2.6	9,264	1,921	4.8	206	70	2.9
238	Jashore RWH	Shailkupa	53,400	25,248	2.1	240	17,447	0.0	73	20	3.7	2,982	1,561	1.9	144	128	1.1
239	Jashore RWH	Shalikhha	12,800	5,763	2.2	30	7,808	0.0	119	13	9.2	1,234	562	2.2	394	47	8.4
240	Jashore RWH	Sharsha	51,600	33,891	1.5	45	13,789	0.0	98	27	3.6	6,447	2,952	2.2	74	81	0.9
241	Jashore RWH	Sreepur	19,900	10,825	1.8	60	9,727	0.0	43	18	2.4	1,982	966	2.1	344	38	9.1
242	Khulna RWH	Assasuni	32,900	18,351	1.8	1,185	20,263	0.1	43	6	7.2	2,695	1,327	2.0	0	48	0.0
243	Khulna RWH	Bagerhat Sadar	38,000	21,545	1.8	720	14,988	0.0	54	21	2.6	4,298	1,487	2.9	0	73	0.0
244	Khulna RWH	Batiaghata	26,400	13,635	1.9	1,200	9,835	0.1	38	8	4.8	1,405	728	1.9	0	34	0.0
245	Khulna RWH	Bhandaria	29,600	11,208	2.6	15	7,050	0.0	79	24	3.3	2,967	1,026	2.9	50	33	1.5
246	Khulna RWH	Chitalmari	41,100	19,604	2.1	345	9,595	0.0	16	8	2.0	2,917	1,194	2.4	0	41	0.0
247	Khulna RWH	Dacope	21,100	8,127	2.6	1,305	7,932	0.2	37	3	12.3	1,368	539	2.5	0	93	0.0
248	Khulna RWH	Daulatpur	114,300	52,249	2.2	1,440	16,013	0.1	80	24	3.3	8,200	3,350	2.4	0	53	0.0
249	Khulna RWH	Debhata	20,900	11,708	1.8	795	7,396	0.1	41	7	5.9	1,295	492	2.6	72	26	2.8
250	Khulna RWH	Dumuria	50,100	29,732	1.7	665	19,229	0.0	118	43	2.7	4,460	2,165	2.1	216	142	1.5

SL	Warehouse Name	Upazila Name	Condom			Shukhi			IUD			Injectables			Implant		
			CBL	AMD	MOS	CBL	AMD	MOS	CBL	AMD	MOS	CBL	AMD	MOS	CBL	AMD	MOS
251	Khulna RWH	Fakirhat	21,400	11,074	1.9	135	6,638	0.0	30	11	2.7	1,702	638	2.7	0	42	0.0
252	Khulna RWH	Indurkani	13,100	4,398	3.0	270	4,467	0.1	60	15	4.0	1,195	564	2.1	72	26	2.8
253	Khulna RWH	Kachua	22,300	8,273	2.7	195	5,904	0.0	27	15	1.8	1,633	537	3.0	0	39	0.0
254	Khulna RWH	Kalaroa	44,800	26,279	1.7	660	9,248	0.1	64	10	6.4	2,953	1,246	2.4	20	26	0.8
255	Khulna RWH	Kaliganj	42,000	24,388	1.7	0	18,440	0.0	46	15	3.1	3,527	1,356	2.6	0	43	0.0
256	Khulna RWH	Kanthalia	15,697	4,617	3.4	420	4,294	0.1	43	11	3.9	1,843	761	2.4	100	33	3.0
257	Khulna RWH	Kawkhali	8,200	3,829	2.1	0	3,402	0.0	55	13	4.2	970	346	2.8	0	20	0.0
258	Khulna RWH	Khulna Sadar	156,700	94,196	1.7	135	25,799	0.0	356	204	1.7	10,881	5,638	1.9	20	52	0.4
259	Khulna RWH	Koyra	26,900	12,552	2.1	75	16,904	0.0	48	10	4.8	1,514	641	2.4	288	43	6.7
260	Khulna RWH	Mathbaria	29,700	14,854	2.0	0	16,528	0.0	94	26	3.6	4,826	1,646	2.9	50	23	2.2
261	Khulna RWH	Mollahat	29,200	11,953	2.4	0	10,673	0.0	8	11	0.7	1,337	489	2.7	0	60	0.0
262	Khulna RWH	Mongla	40,000	17,192	2.3	720	9,788	0.1	41	27	1.5	2,903	929	3.1	50	35	1.4
263	Khulna RWH	Morrelganj	86,320	24,442	3.5	170	24,995	0.0	120	64	1.9	5,807	1,996	2.9	50	70	0.7
264	Khulna RWH	Nazirpur	28,500	13,922	2.0	90	11,339	0.0	30	22	1.4	3,160	1,308	2.4	50	36	1.4
265	Khulna RWH	Paikgachha	32,400	14,176	2.3	360	17,417	0.0	65	15	4.3	2,400	961	2.5	0	68	0.0
266	Khulna RWH	Phultala	36,600	17,392	2.1	735	6,307	0.1	70	16	4.4	1,930	768	2.5	0	42	0.0
267	Khulna RWH	Pirojpur Sadar	20,620	9,776	2.1	1,935	8,470	0.2	124	35	3.5	1,869	891	2.1	32	64	0.5
268	Khulna RWH	Rajapur	16,600	6,856	2.4	1,950	4,701	0.4	20	3	6.7	1,389	605	2.3	122	11	11.1
269	Khulna RWH	Rampal	25,200	14,772	1.7	1,510	10,204	0.1	65	25	2.6	1,430	450	3.2	344	46	7.5
270	Khulna RWH	Rupsa	26,300	13,639	1.9	60	8,336	0.0	85	23	3.7	1,020	457	2.2	0	38	0.0
271	Khulna RWH	Sarankhola	32,500	12,857	2.5	1,700	9,919	0.2	75	7	10.7	3,502	1,424	2.5	0	29	0.0
272	Khulna RWH	Satkhira Sadar	105,300	47,247	2.2	1,060	17,455	0.1	110	30	3.7	9,198	3,976	2.3	0	60	0.0
273	Khulna RWH	Shyamnagar	52,900	18,511	2.9	3,075	20,673	0.1	64	15	4.3	3,070	882	3.5	0	47	0.0
274	Khulna RWH	Tala	30,000	18,233	1.6	975	16,014	0.1	170	54	3.1	5,400	1,996	2.7	0	43	0.0
275	Khulna RWH	Terokhada	37,200	14,600	2.5	1,200	7,840	0.2	69	8	8.6	893	332	2.7	50	29	1.7

SL	Warehouse Name	Upazila Name	Condom			Shukhi			IUD			Injectables			Implant		
			CBL	AMD	MOS	CBL	AMD	MOS	CBL	AMD	MOS	CBL	AMD	MOS	CBL	AMD	MOS
276	Kushtia RWH	Alamdanga	42,200	18,577	2.3	200	16,985	0.0	33	11	3.0	5,400	2,513	2.1	0	92	0.0
277	Kushtia RWH	Bheramara	44,800	23,425	1.9	4,485	9,048	0.5	29	8	3.6	3,859	1,819	2.1	10	25	0.4
278	Kushtia RWH	Chuadanga Sadar	50,800	26,784	1.9	135	13,426	0.0	122	48	2.5	6,680	3,271	2.0	200	69	2.9
279	Kushtia RWH	Damurhuda	37,700	19,111	2.0	225	11,423	0.0	52	18	2.9	7,866	3,625	2.2	50	60	0.8
280	Kushtia RWH	Daulatpur	78,200	37,761	2.1	420	21,800	0.0	26	6	4.3	7,268	3,619	2.0	72	25	2.9
281	Kushtia RWH	Gangni	48,300	25,177	1.9	1,890	12,244	0.2	74	23	3.2	8,878	4,447	2.0	62	33	1.9
282	Kushtia RWH	Jiban Nagar	26,200	10,295	2.5	2,565	9,778	0.3	85	29	2.9	4,220	1,839	2.3	100	71	1.4
283	Kushtia RWH	Khoksa	35,700	14,005	2.5	0	7,946	0.0	0	6	0.0	396	169	2.3	0	14	0.0
284	Kushtia RWH	Kumarkhali	47,900	22,888	2.1	1,980	12,945	0.2	52	13	4.0	4,282	2,167	2.0	0	45	0.0
285	Kushtia RWH	Kushtia Sadar	58,365	33,934	1.7	876	25,066	0.0	74	36	2.1	9,117	4,286	2.1	65	95	0.7
286	Kushtia RWH	Meherpur Sadar	49,800	25,595	1.9	1,485	9,305	0.2	35	9	3.9	6,303	2,807	2.2	20	33	0.6
287	Kushtia RWH	Mirpur	44,900	24,373	1.8	630	15,491	0.0	25	7	3.6	5,047	2,252	2.2	0	34	0.0
288	Kushtia RWH	Mujib Nagar	14,500	7,425	2.0	150	2,568	0.1	27	3	9.0	2,163	977	2.2	0	15	0.0
289	Mymensingh RWH	Atpara	22,500	9,112	2.5	2,045	9,465	0.2	18	4	4.5	1,815	799	2.3	100	62	1.6
290	Mymensingh RWH	Austagram	34,620	14,942	2.3	2,460	11,073	0.2	55	28	2.0	3,295	1,367	2.4	0	18	0.0
291	Mymensingh RWH	Bajitpur	35,080	16,832	2.1	0	13,020	0.0	103	26	4.0	1,877	781	2.4	144	42	3.4
292	Mymensingh RWH	Barhatta	23,900	11,841	2.0	3,480	13,250	0.3	43	6	7.2	3,125	1,403	2.2	149	47	3.2
293	Mymensingh RWH	Bhairab	23,200	23,499	1.0	75	18,126	0.0	29	24	1.2	3,765	1,652	2.3	100	101	1.0
294	Mymensingh RWH	Bhaluka	75,400	23,837	3.2	780	27,301	0.0	176	35	5.0	7,167	1,759	4.1	0	84	0.0
295	Mymensingh RWH	Dharampasha	18,000	21,638	0.8	0	17,325	0.0	123	24	5.1	3,580	1,840	1.9	150	124	1.2
296	Mymensingh RWH	Dhobaura	26,100	12,850	2.0	3,795	11,719	0.3	72	9	8.0	1,950	1,310	1.5	134	16	8.4
297	Mymensingh RWH	Durgapur	23,100	22,364	1.0	1,365	16,980	0.1	40	29	1.4	3,336	2,480	1.3	0	52	0.0
298	Mymensingh RWH	Fulbaria	40,900	22,950	1.8	480	32,649	0.0	66	37	1.8	2,917	1,501	1.9	0	55	0.0
299	Mymensingh RWH	Gaffargaon	83,100	35,675	2.3	6,585	24,785	0.3	74	22	3.4	7,297	2,206	3.3	100	77	1.3
300	Mymensingh RWH	Gauripur	37,700	15,267	2.5	600	18,730	0.0	88	30	2.9	3,519	1,762	2.0	0	54	0.0

SL	Warehouse Name	Upazila Name	Condom			Shukhi			IUD			Injectables			Implant		
			CBL	AMD	MOS	CBL	AMD	MOS	CBL	AMD	MOS	CBL	AMD	MOS	CBL	AMD	MOS
301	Mymensingh RWH	Haluaghat	36,000	16,801	2.1	7,655	20,629	0.4	94	24	3.9	6,417	1,867	3.4	0	66	0.0
302	Mymensingh RWH	Hossainpur	31,900	13,226	2.4	30	12,909	0.0	54	23	2.3	2,606	1,160	2.2	144	48	3.0
303	Mymensingh RWH	Ishwarganj	38,906	18,518	2.1	150	26,249	0.0	56	13	4.3	3,409	1,828	1.9	0	68	0.0
304	Mymensingh RWH	Itna	30,500	14,095	2.2	675	12,762	0.1	21	17	1.2	1,376	638	2.2	0	51	0.0
305	Mymensingh RWH	Kalmakanda	34,500	18,610	1.9	180	17,862	0.0	35	15	2.3	2,467	1,254	2.0	0	40	0.0
306	Mymensingh RWH	Karimganj	19,100	16,241	1.2	330	16,489	0.0	1	27	0.0	971	1,212	0.8	0	70	0.0
307	Mymensingh RWH	Katiadi	41,600	24,944	1.7	960	17,408	0.1	43	38	1.1	3,650	1,770	2.1	399	89	4.5
308	Mymensingh RWH	Kendua	30,800	14,984	2.1	90	20,450	0.0	79	31	2.5	2,622	1,271	2.1	58	104	0.6
309	Mymensingh RWH	Khaliajuri	16,480	6,170	2.7	0	5,629	0.0	54	4	13.5	823	487	1.7	0	25	0.0
310	Mymensingh RWH	Kishoreganj Sadar	52,400	27,604	1.9	1,440	20,749	0.1	254	99	2.6	5,043	2,348	2.1	100	132	0.8
311	Mymensingh RWH	Kuliar Char	22,900	16,119	1.4	0	14,762	0.0	16	21	0.8	2,249	1,150	2.0	144	67	2.1
312	Mymensingh RWH	Madan	29,215	13,162	2.2	0	12,364	0.0	22	17	1.3	1,416	691	2.0	122	48	2.5
313	Mymensingh RWH	Mithamain	26,400	9,706	2.7	120	7,605	0.0	34	7	4.9	282	231	1.2	216	26	8.3
314	Mymensingh RWH	Mohanganj	15,300	7,752	2.0	0	12,472	0.0	11	13	0.8	1,905	855	2.2	0	53	0.0
315	Mymensingh RWH	Muktagachha	48,200	22,601	2.1	7,935	23,660	0.3	45	21	2.1	3,601	1,946	1.9	100	96	1.0
316	Mymensingh RWH	Mymensingh Sadar	94,500	58,319	1.6	9,570	44,813	0.2	218	117	1.9	6,831	3,499	2.0	274	173	1.6
317	Mymensingh RWH	Nandail	19,200	14,805	1.3	5	29,349	0.0	101	26	3.9	4,540	2,250	2.0	0	64	0.0
318	Mymensingh RWH	Netrakona Sadar	27,200	20,258	1.3	0	22,311	0.0	43	5	8.6	4,796	2,462	1.9	344	102	3.4
319	Mymensingh RWH	Nikli	32,400	12,902	2.5	2,160	8,137	0.3	50	39	1.3	1,498	786	1.9	144	37	3.9
320	Mymensingh RWH	Pakundia	32,316	17,220	1.9	180	14,491	0.0	73	24	3.0	3,067	1,227	2.5	216	68	3.2
321	Mymensingh RWH	Phulpur	48,450	25,302	1.9	5,700	37,566	0.2	106	68	1.6	4,665	2,492	1.9	444	195	2.3
322	Mymensingh RWH	Purbadhala	22,300	15,172	1.5	720	18,592	0.0	50	15	3.3	4,243	1,989	2.1	216	96	2.3
323	Mymensingh RWH	Tarail	35,750	17,198	2.1	595	12,700	0.0	62	26	2.4	1,702	889	1.9	144	47	3.1
324	Mymensingh RWH	Trishal	47,600	23,914	2.0	2,420	32,115	0.1	93	32	2.9	3,838	1,822	2.1	100	93	1.1
325	Noakhali RWH	Begumganj	15,800	22,171	0.7	11,205	12,528	0.9	160	77	2.1	728	2,095	0.3	10	132	0.1

SL	Warehouse Name	Upazila Name	Condom			Shukhi			IUD			Injectables			Implant		
			CBL	AMD	MOS	CBL	AMD	MOS	CBL	AMD	MOS	CBL	AMD	MOS	CBL	AMD	MOS
326	Noakhali RWH	Chatkhil	11,250	4,882	2.3	634	4,285	0.1	52	20	2.6	1,522	723	2.1	0	31	0.0
327	Noakhali RWH	Chhagalnaiya	21,500	10,823	2.0	4,365	7,255	0.6	32	10	3.2	2,217	1,135	2.0	100	38	2.6
328	Noakhali RWH	Companiganj	23,512	11,300	2.1	855	7,240	0.1	54	15	3.6	2,519	1,295	1.9	100	59	1.7
329	Noakhali RWH	Daganbhuiyan	29,600	14,116	2.1	870	6,051	0.1	37	15	2.5	2,235	1,017	2.2	260	34	7.6
330	Noakhali RWH	Feni Sadar	39,200	42,110	0.9	15,744	17,502	0.9	135	125	1.1	7,040	3,871	1.8	410	128	3.2
331	Noakhali RWH	Fulgazi	20,300	8,557	2.4	1,485	4,925	0.3	39	17	2.3	1,272	743	1.7	195	27	7.2
332	Noakhali RWH	Hatiya	16,436	16,637	1.0	8,629	14,759	0.6	189	36	5.3	2,112	2,724	0.8	50	86	0.6
333	Noakhali RWH	Kabirhat	16,080	8,761	1.8	6,735	8,091	0.8	72	17	4.2	2,559	1,506	1.7	60	56	1.1
334	Noakhali RWH	Kamalnagar	17,900	7,354	2.4	9,084	5,951	1.5	54	18	3.0	5,906	3,118	1.9	205	140	1.5
335	Noakhali RWH	Lakshmipur Sadar	11,700	14,813	0.8	975	14,346	0.1	15	49	0.3	5,325	5,362	1.0	72	121	0.6
336	Noakhali RWH	Noakhali Sadar	6,900	27,438	0.3	6,300	11,677	0.5	124	69	1.8	2,471	3,720	0.7	0	77	0.0
337	Noakhali RWH	Parshuram	21,700	10,987	2.0	1,679	5,395	0.3	32	12	2.7	1,684	862	2.0	50	35	1.4
338	Noakhali RWH	Ramganj	16,000	7,328	2.2	4,415	5,105	0.9	52	24	2.2	3,255	1,632	2.0	100	57	1.8
339	Noakhali RWH	Ramgati	16,557	7,060	2.3	44,398	7,372	6.0	42	16	2.6	6,030	3,492	1.7	205	42	4.9
340	Noakhali RWH	Roypur	9,300	3,913	2.4	4,320	7,379	0.6	80	45	1.8	2,625	1,421	1.8	100	59	1.7
341	Noakhali RWH	Senbagh	15,200	11,189	1.4	4,580	8,057	0.6	33	16	2.1	2,427	1,131	2.1	0	60	0.0
342	Noakhali RWH	Sonagazi	21,600	12,544	1.7	36,360	11,106	3.3	30	27	1.1	4,500	2,435	1.8	128	37	3.5
343	Noakhali RWH	Sonaimuri	27,000	9,059	3.0	6,060	5,823	1.0	74	22	3.4	3,257	1,447	2.3	202	62	3.3
344	Noakhali RWH	Subarnachar	26,000	15,638	1.7	6,085	11,201	0.5	66	15	4.4	2,565	1,641	1.6	0	60	0.0
345	Pabna RWH	Atgharia	22,300	8,211	2.7	405	9,687	0.0	128	18	7.1	1,031	524	2.0	0	35	0.0
346	Pabna RWH	Belkuchi	94,892	46,805	2.0	720	22,477	0.0	109	24	4.5	3,828	1,839	2.1	100	33	3.0
347	Pabna RWH	Bera	22,300	11,332	2.0	915	13,727	0.1	76	68	1.1	3,306	1,478	2.2	105	51	2.1
348	Pabna RWH	Bhangura	16,400	8,939	1.8	4,590	6,493	0.7	105	13	8.1	664	206	3.2	10	28	0.4
349	Pabna RWH	Chatmohar	49,900	28,013	1.8	270	23,217	0.0	100	45	2.2	2,207	1,048	2.1	0	59	0.0
350	Pabna RWH	Faridpur	23,200	8,116	2.9	20,445	5,582	3.7	129	17	7.6	2,659	998	2.7	0	37	0.0

SL	Warehouse Name	Upazila Name	Condom			Shukhi			IUD			Injectables			Implant		
			CBL	AMD	MOS	CBL	AMD	MOS	CBL	AMD	MOS	CBL	AMD	MOS	CBL	AMD	MOS
351	Pabna RWH	Ishwardi	60,108	32,241	1.9	1,740	17,475	0.1	145	26	5.6	3,487	1,599	2.2	100	120	0.8
352	Pabna RWH	Kamarkhanda	25,800	11,373	2.3	60	8,318	0.0	152	23	6.6	1,956	1,025	1.9	110	36	3.1
353	Pabna RWH	Kazipur	36,900	33,848	1.1	310	15,431	0.0	179	60	3.0	6,150	2,274	2.7	57	120	0.5
354	Pabna RWH	Pabna Sadar	11,700	68,381	0.2	555	50,070	0.0	165	160	1.0	800	8,064	0.1	200	104	1.9
355	Pabna RWH	Royganj	28,600	17,324	1.7	720	23,065	0.0	90	40	2.3	3,899	2,228	1.8	150	14	10.7
356	Pabna RWH	Santhia	42,200	18,421	2.3	3,615	24,532	0.1	152	17	8.9	6,800	3,639	1.9	100	52	1.9
357	Pabna RWH	Shahjadpur	116,500	61,401	1.9	15	32,591	0.0	272	133	2.0	13,355	7,064	1.9	0	146	0.0
358	Pabna RWH	Sirajganj Sadar	0	42,712	0.0	90	26,759	0.0	131	68	1.9	3,250	4,121	0.8	0	67	0.0
359	Pabna RWH	Sujanagar	44,500	22,026	2.0	930	15,559	0.1	140	44	3.2	6,729	2,829	2.4	0	51	0.0
360	Pabna RWH	Tarash	33,500	16,796	2.0	1,140	19,260	0.1	207	41	5.0	2,499	976	2.6	0	47	0.0
361	Pabna RWH	Ullah Para	139,100	60,861	2.3	48,570	48,418	1.0	236	131	1.8	9,900	4,515	2.2	10	58	0.2
362	Patuakhali RWH	Amtali	26,400	11,323	2.3	3,720	17,856	0.2	59	18	3.3	3,497	1,779	2.0	200	129	1.6
363	Patuakhali RWH	Bakerganj	40,016	18,007	2.2	4,830	15,041	0.3	100	30	3.3	4,394	1,988	2.2	150	68	2.2
364	Patuakhali RWH	Bamna	8,500	3,392	2.5	1,050	4,303	0.2	57	15	3.8	528	197	2.7	100	78	1.3
365	Patuakhali RWH	Barguna Sadar	26,400	10,840	2.4	1,545	14,600	0.1	115	37	3.1	7,650	3,639	2.1	100	123	0.8
366	Patuakhali RWH	Bauphal	19,500	11,145	1.7	4,320	16,792	0.3	100	40	2.5	3,870	2,104	1.8	350	56	6.3
367	Patuakhali RWH	Betagi	16,600	5,540	3.0	3,180	5,670	0.6	65	19	3.4	1,303	684	1.9	200	37	5.4
368	Patuakhali RWH	Dashmina	7,600	3,440	2.2	3,270	5,398	0.6	47	20	2.4	1,843	889	2.1	0	48	0.0
369	Patuakhali RWH	Dumki	8,300	3,272	2.5	4,435	2,960	1.5	43	11	3.9	960	409	2.3	50	25	2.0
370	Patuakhali RWH	Galachipa	20,768	8,882	2.3	2,100	20,752	0.1	86	18	4.8	7,672	3,858	2.0	200	85	2.4
371	Patuakhali RWH	Kalapara	20,604	9,830	2.1	0	14,626	0.0	89	32	2.8	6,341	3,179	2.0	150	40	3.8
372	Patuakhali RWH	Mirzaganj	17,400	6,944	2.5	5,175	6,723	0.8	61	9	6.8	1,279	614	2.1	100	31	3.2
373	Patuakhali RWH	Nalchity	12,600	6,426	2.0	1,395	7,098	0.2	52	17	3.1	3,060	1,415	2.2	152	45	3.4
374	Patuakhali RWH	Patharghata	15,800	7,533	2.1	435	8,718	0.0	51	20	2.6	2,504	1,343	1.9	200	109	1.8
375	Patuakhali RWH	Patuakhali Sadar	38,652	16,375	2.4	10,200	15,319	0.7	300	81	3.7	7,840	3,252	2.4	60	153	0.4

SL	Warehouse Name	Upazila Name	Condom			Shukhi			IUD			Injectables			Implant		
			CBL	AMD	MOS	CBL	AMD	MOS	CBL	AMD	MOS	CBL	AMD	MOS	CBL	AMD	MOS
376	Rajshahi RWH	Bagatipara	34,900	16,321	2.1	15	7,405	0.0	15	5	3.0	722	355	2.0	0	48	0.0
377	Rajshahi RWH	Bagha	58,200	27,159	2.1	810	9,564	0.1	20	6	3.3	2,911	1,457	2.0	0	30	0.0
378	Rajshahi RWH	Baghmara	81,600	42,769	1.9	31,140	28,560	1.1	196	60	3.3	4,965	2,129	2.3	0	74	0.0
379	Rajshahi RWH	Baraigram	69,300	31,756	2.2	45	19,389	0.0	81	37	2.2	4,630	2,259	2.0	0	82	0.0
380	Rajshahi RWH	Bholahat	6,400	9,186	0.7	750	5,252	0.1	12	3	4.0	779	649	1.2	0	14	0.0
381	Rajshahi RWH	Boalia	14,400	48,927	0.3	5,040	10,134	0.5	50	67	0.7	3,000	3,126	1.0	190	116	1.6
382	Rajshahi RWH	Chapai Nababganj Sadar	95,700	49,179	1.9	930	20,137	0.0	110	51	2.2	7,960	3,666	2.2	0	34	0.0
383	Rajshahi RWH	Charghat	57,000	23,847	2.4	555	13,263	0.0	54	15	3.6	2,150	730	2.9	0	68	0.0
384	Rajshahi RWH	Durgapur	41,400	21,736	1.9	465	8,977	0.1	18	7	2.6	1,452	554	2.6	0	31	0.0
385	Rajshahi RWH	Godagari	81,900	47,617	1.7	675	18,410	0.0	51	14	3.6	6,650	3,081	2.2	50	48	1.0
386	Rajshahi RWH	Gomastapur	47,600	28,094	1.7	645	14,744	0.0	51	16	3.2	2,827	1,225	2.3	0	13	0.0
387	Rajshahi RWH	Gurudaspur	60,300	31,170	1.9	45	16,339	0.0	29	9	3.2	2,592	1,207	2.1	0	93	0.0
388	Rajshahi RWH	Lalpur	52,900	25,034	2.1	570	18,105	0.0	48	24	2.0	3,672	1,686	2.2	50	58	0.9
389	Rajshahi RWH	Mohanpur	52,314	15,031	3.5	90	11,280	0.0	20	5	4.0	5,619	1,978	2.8	0	44	0.0
390	Rajshahi RWH	Nachole	27,600	12,710	2.2	1,950	6,206	0.3	7	3	2.3	2,150	985	2.2	0	16	0.0
391	Rajshahi RWH	Natore Sadar	79,800	41,513	1.9	90	17,779	0.0	192	58	3.3	3,167	1,487	2.1	1	170	0.0
392	Rajshahi RWH	Paba	80,900	40,500	2.0	129	14,804	0.0	28	6	4.7	7,262	3,646	2.0	0	35	0.0
393	Rajshahi RWH	Puthia	40,080	24,113	1.7	0	12,862	0.0	26	9	2.9	2,147	1,150	1.9	0	30	0.0
394	Rajshahi RWH	Shibganj	87,000	45,751	1.9	3,495	22,254	0.2	65	14	4.6	4,905	2,429	2.0	0	19	0.0
395	Rajshahi RWH	Singra	63,188	37,372	1.7	240	25,288	0.0	102	22	4.6	3,960	1,855	2.1	200	130	1.5
396	Rajshahi RWH	Tanore	36,900	17,767	2.1	810	14,453	0.1	37	17	2.2	1,856	947	2.0	0	138	0.0
397	Rangamati RWH	Baghaichhari	18,200	8,872	2.1	5,730	5,504	1.0	45	5	9.0	792	340	2.3	60	17	3.5
398	Rangamati RWH	Barkal	20,500	3,946	5.2	9,885	3,154	3.1	58	3	19.3	2,333	362	6.4	92	11	8.4
399	Rangamati RWH	Belai Chhari	6,557	1,711	3.8	1,933	2,298	0.8	25	3	8.3	423	121	3.5	20	13	1.5
400	Rangamati RWH	Jurai Chhari	18,000	2,243	8.0	19,380	1,943	10.0	16	3	5.3	1,215	152	8.0	100	8	12.5

SL	Warehouse Name	Upazila Name	Condom			Shukhi			IUD			Injectables			Implant		
			CBL	AMD	MOS	CBL	AMD	MOS	CBL	AMD	MOS	CBL	AMD	MOS	CBL	AMD	MOS
401	Rangamati RWH	Kaptai	5,200	5,304	1.0	2,565	2,721	0.9	25	2	12.5	138	404	0.3	20	36	0.6
402	Rangamati RWH	Kawkhali (betbunia)	11,700	3,517	3.3	0	2,939	0.0	22	5	4.4	1,477	519	2.8	12	36	0.3
403	Rangamati RWH	Langadu	12,200	4,527	2.7	2,980	3,234	0.9	34	12	2.8	1,099	340	3.2	7	38	0.2
404	Rangamati RWH	Naniarchar	12,700	4,653	2.7	3,250	4,019	0.8	15	3	5.0	1,068	248	4.3	40	22	1.8
405	Rangamati RWH	Rajasthali	4,100	1,444	2.8	2,355	1,589	1.5	35	1	35.0	1,060	87	12.2	100	17	5.9
406	Rangamati RWH	Rangamati Sadar	39,600	9,176	4.3	4,725	5,703	0.8	145	41	3.5	2,125	710	3.0	116	52	2.2
407	Rangpur RWH	Aditmari	41,700	16,077	2.6	870	15,246	0.1	223	96	2.3	6,813	3,269	2.1	0	110	0.0
408	Rangpur RWH	Badarganj	30,500	11,739	2.6	96	21,570	0.0	95	38	2.5	5,570	3,155	1.8	0	94	0.0
409	Rangpur RWH	Bhurungamari	20,100	17,490	1.1	2,020	13,631	0.1	71	18	3.9	5,673	3,122	1.8	172	27	6.4
410	Rangpur RWH	Chilmari	18,600	11,734	1.6	220	12,104	0.0	77	16	4.8	2,552	1,078	2.4	150	56	2.7
411	Rangpur RWH	Dimla	45,800	7,661	6.0	0	20,719	0.0	91	29	3.1	4,992	2,278	2.2	250	125	2.0
412	Rangpur RWH	Domar	58,500	8,135	7.2	855	15,403	0.1	161	26	6.2	9,589	2,384	4.0	0	115	0.0
413	Rangpur RWH	Fulchhari	48,400	21,747	2.2	150	11,715	0.0	113	33	3.4	6,114	2,856	2.1	0	26	0.0
414	Rangpur RWH	Gaibandha Sadar	66,800	19,932	3.4	165	25,797	0.0	146	57	2.6	10,655	4,789	2.2	30	212	0.1
415	Rangpur RWH	Gangachara	31,012	13,391	2.3	1,305	20,227	0.1	118	44	2.7	8,428	4,388	1.9	0	145	0.0
416	Rangpur RWH	Gobindaganj	63,100	44,417	1.4	170	35,217	0.0	122	31	3.9	8,069	4,013	2.0	0	95	0.0
417	Rangpur RWH	Hatibandha	23,100	10,712	2.2	1,095	13,624	0.1	94	39	2.4	5,149	2,352	2.2	0	118	0.0
418	Rangpur RWH	Jaldhaka	32,600	15,701	2.1	660	24,255	0.0	190	39	4.9	8,644	3,978	2.2	288	161	1.8
419	Rangpur RWH	Kaliganj	66,100	6,656	9.9	465	13,490	0.0	87	47	1.9	3,149	1,670	1.9	50	88	0.6
420	Rangpur RWH	Kaunia	40,900	13,920	2.9	30	11,491	0.0	51	13	3.9	4,444	2,448	1.8	150	72	2.1
421	Rangpur RWH	Kishoreganj	17,300	5,223	3.3	200	16,248	0.0	87	31	2.8	2,600	1,467	1.8	2	114	0.0
422	Rangpur RWH	Kurigram Sadar	25,100	11,171	2.2	4,455	15,428	0.3	56	46	1.2	4,417	2,825	1.6	0	91	0.0
423	Rangpur RWH	Lalmonirhat Sadar	27,200	13,255	2.1	15	12,142	0.0	61	16	3.8	7,558	3,675	2.1	0	110	0.0
424	Rangpur RWH	Mitha Pukur	36,800	21,290	1.7	90	19,484	0.0	104	28	3.7	8,305	3,752	2.2	0	107	0.0
425	Rangpur RWH	Nageshwari	44,300	14,673	3.0	385	19,223	0.0	86	34	2.5	9,379	4,938	1.9	72	49	1.5

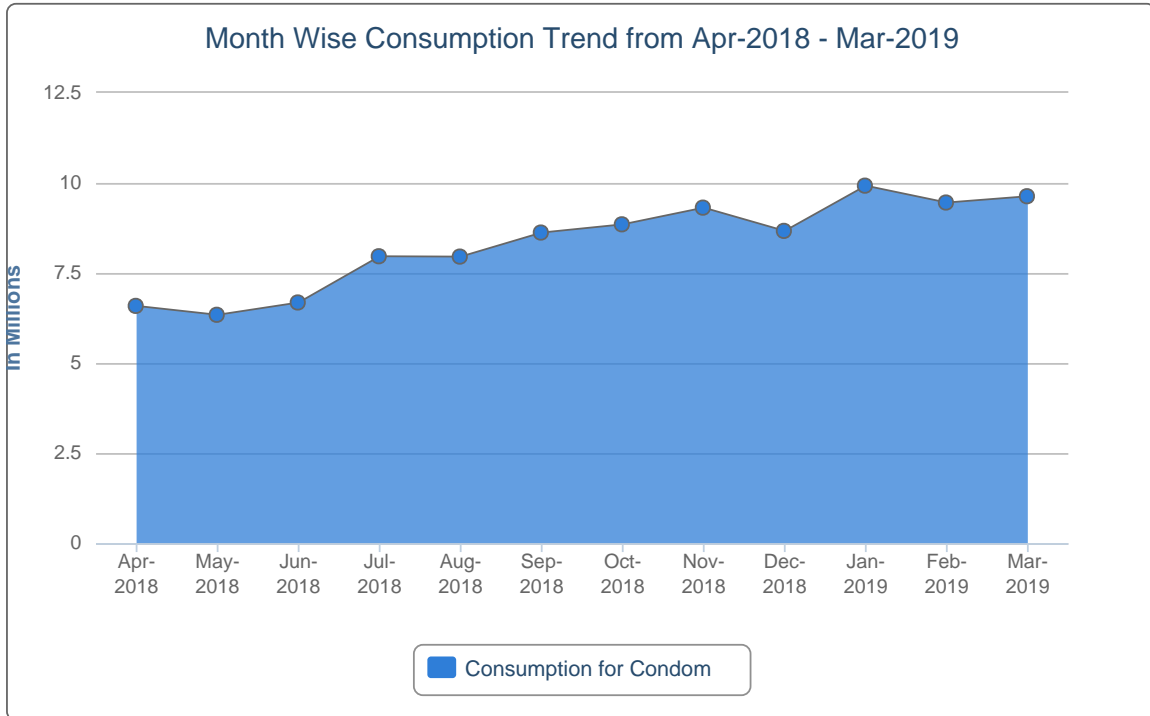
SL	Warehouse Name	Upazila Name	Condom			Shukhi			IUD			Injectables			Implant		
			CBL	AMD	MOS	CBL	AMD	MOS	CBL	AMD	MOS	CBL	AMD	MOS	CBL	AMD	MOS
426	Rangpur RWH	Nilphamari Sadar	34,100	14,937	2.3	15	32,055	0.0	187	62	3.0	8,130	3,978	2.0	72	126	0.6
427	Rangpur RWH	Palashbari	18,432	8,150	2.3	100	12,015	0.0	75	21	3.6	5,024	2,438	2.1	0	107	0.0
428	Rangpur RWH	Patgram	19,400	7,628	2.5	40	14,601	0.0	53	15	3.5	3,609	1,925	1.9	50	31	1.6
429	Rangpur RWH	Phulbari	10,600	6,982	1.5	45	13,596	0.0	99	77	1.3	5,553	2,867	1.9	72	62	1.2
430	Rangpur RWH	Pirgachha	46,900	20,982	2.2	180	20,589	0.0	185	78	2.4	7,350	3,524	2.1	144	79	1.8
431	Rangpur RWH	Pirganj	94,600	19,319	4.9	45	25,543	0.0	190	69	2.8	4,900	2,621	1.9	200	83	2.4
432	Rangpur RWH	Rajarhat	36,800	15,988	2.3	1,350	14,329	0.1	120	48	2.5	6,456	2,914	2.2	0	52	0.0
433	Rangpur RWH	Rangpur Sadar	72,300	30,209	2.4	565	29,089	0.0	200	78	2.6	10,376	4,979	2.1	250	265	0.9
434	Rangpur RWH	Sadullapur	55,600	27,787	2.0	110	22,581	0.0	135	68	2.0	8,594	4,315	2.0	172	67	2.6
435	Rangpur RWH	Saghata	13,600	10,347	1.3	720	16,830	0.0	111	31	3.6	3,080	1,468	2.1	50	41	1.2
436	Rangpur RWH	Saidpur	51,000	15,267	3.3	0	10,035	0.0	68	17	4.0	4,144	1,645	2.5	0	76	0.0
437	Rangpur RWH	Sundarganj	80,500	38,797	2.1	26	41,034	0.0	310	135	2.3	18,969	7,806	2.4	0	303	0.0
438	Rangpur RWH	Taraganj	25,200	6,393	3.9	160	9,396	0.0	38	10	3.8	3,037	1,162	2.6	0	96	0.0
439	Rangpur RWH	Ulipur	42,500	17,464	2.4	720	24,746	0.0	144	40	3.6	9,257	4,311	2.1	0	74	0.0
440	Sylhet RWH	Ajmiriganj	10,000	3,546	2.8	2,160	5,202	0.4	0	3	0.0	646	295	2.2	50	47	1.1
441	Sylhet RWH	Bahubal	14,892	5,387	2.8	2,042	5,558	0.4	30	9	3.3	1,094	437	2.5	10	31	0.3
442	Sylhet RWH	Balaganj	45,800	26,988	1.7	15,360	13,445	1.1	63	19	3.3	4,273	2,004	2.1	0	64	0.0
443	Sylhet RWH	Baniachong	26,140	11,105	2.4	7,060	12,561	0.6	31	9	3.4	1,566	877	1.8	7	39	0.2
444	Sylhet RWH	Barlekha	10,240	6,500	1.6	6,450	6,539	1.0	18	7	2.6	1,067	513	2.1	150	61	2.5
445	Sylhet RWH	Beani Bazar	27,400	16,128	1.7	210	6,571	0.0	15	18	0.8	1,170	612	1.9	5	34	0.1
446	Sylhet RWH	Bishwambarpur	12,350	6,839	1.8	35	6,855	0.0	25	8	3.1	1,131	519	2.2	32	28	1.1
447	Sylhet RWH	Bishwanath	23,972	8,714	2.8	1,349	3,823	0.4	24	15	1.6	978	447	2.2	52	46	1.1
448	Sylhet RWH	Chhatak	36,490	14,180	2.6	30	9,979	0.0	84	73	1.2	573	521	1.1	91	26	3.5
449	Sylhet RWH	Chunarughat	18,600	9,590	1.9	0	14,298	0.0	7	8	0.9	2,242	1,144	2.0	1	27	0.0
450	Sylhet RWH	Companiganj	30,800	15,557	2.0	10,095	7,695	1.3	35	4	8.8	2,690	1,419	1.9	1	41	0.0

SL	Warehouse Name	Upazila Name	Condom			Shukhi			IUD			Injectables			Implant		
			CBL	AMD	MOS	CBL	AMD	MOS	CBL	AMD	MOS	CBL	AMD	MOS	CBL	AMD	MOS
451	Sylhet RWH	Dakshin Sunamganj	22,100	10,773	2.1	7,275	7,629	1.0	27	11	2.5	1,514	703	2.2	20	60	0.3
452	Sylhet RWH	Dakshin Surma	39,900	29,525	1.4	8,580	14,633	0.6	17	6	2.8	3,153	1,431	2.2	85	23	3.7
453	Sylhet RWH	Derai	19,404	22,118	0.9	4,092	11,333	0.4	59	20	3.0	2,336	983	2.4	50	68	0.7
454	Sylhet RWH	Dowarabazar	25,600	10,448	2.5	21,120	11,277	1.9	9	8	1.1	2,192	884	2.5	28	141	0.2
455	Sylhet RWH	Fenchuganj	17,900	6,333	2.8	1,365	3,192	0.4	26	13	2.0	636	301	2.1	50	26	1.9
456	Sylhet RWH	Golapganj	21,100	24,525	0.9	3,165	7,148	0.4	12	8	1.5	1,459	695	2.1	5	57	0.1
457	Sylhet RWH	Gowainghat	42,100	21,205	2.0	5,010	10,492	0.5	36	18	2.0	6,341	3,378	1.9	0	28	0.0
458	Sylhet RWH	Habiganj Sadar	32,446	16,614	2.0	3,955	15,330	0.3	25	67	0.4	2,867	1,554	1.8	0	54	0.0
459	Sylhet RWH	Jagannathpur	29,400	12,621	2.3	10,020	7,307	1.4	66	35	1.9	1,018	399	2.6	10	60	0.2
460	Sylhet RWH	Jaintiapur	36,340	18,762	1.9	275	8,231	0.0	39	14	2.8	5,098	2,612	2.0	75	26	2.9
461	Sylhet RWH	Jamalganj	29,400	12,992	2.3	2,160	10,781	0.2	29	7	4.1	2,916	1,295	2.3	50	32	1.6
462	Sylhet RWH	Juri	20,500	7,552	2.7	5,850	5,368	1.1	17	22	0.8	885	430	2.1	0	66	0.0
463	Sylhet RWH	Kamalganj	37,100	16,241	2.3	11,310	12,553	0.9	80	49	1.6	2,340	1,072	2.2	10	78	0.1
464	Sylhet RWH	Kanaighat	28,128	19,915	1.4	2,550	15,204	0.2	36	19	1.9	5,479	2,607	2.1	52	48	1.1
465	Sylhet RWH	Kulaura	24,600	11,311	2.2	655	10,856	0.1	1	7	0.1	3,601	2,365	1.5	50	44	1.1
466	Sylhet RWH	Lakhai	11,500	5,060	2.3	2,520	6,104	0.4	0	5	0.0	744	379	2.0	80	24	3.3
467	Sylhet RWH	Madhabpur	25,300	9,191	2.8	270	14,765	0.0	19	7	2.7	1,612	787	2.0	5	38	0.1
468	Sylhet RWH	Maulvibazar Sadar	27,300	10,944	2.5	5,895	9,105	0.6	73	55	1.3	2,095	921	2.3	95	46	2.1
469	Sylhet RWH	Nabiganj	12,100	7,878	1.5	3,630	11,561	0.3	81	9	9.0	1,190	542	2.2	20	54	0.4
470	Sylhet RWH	Rajnagar	19,700	10,042	2.0	330	10,252	0.0	41	16	2.6	2,588	1,233	2.1	100	42	2.4
471	Sylhet RWH	Sreemangal	21,800	11,709	1.9	12,170	11,464	1.1	45	21	2.1	2,653	1,280	2.1	0	103	0.0
472	Sylhet RWH	Sulla	11,500	6,940	1.7	2,520	4,990	0.5	25	2	12.5	847	335	2.5	100	19	5.3
473	Sylhet RWH	Sunamganj Sadar	34,400	15,752	2.2	4,769	9,003	0.5	72	39	1.8	2,904	1,295	2.2	50	76	0.7
474	Sylhet RWH	Sylhet Sadar	29,000	73,185	0.4	40,585	34,565	1.2	241	148	1.6	14,942	10,258	1.5	55	222	0.2
475	Sylhet RWH	Tahirpur	32,644	16,567	2.0	0	10,985	0.0	26	4	6.5	1,345	734	1.8	0	69	0.0

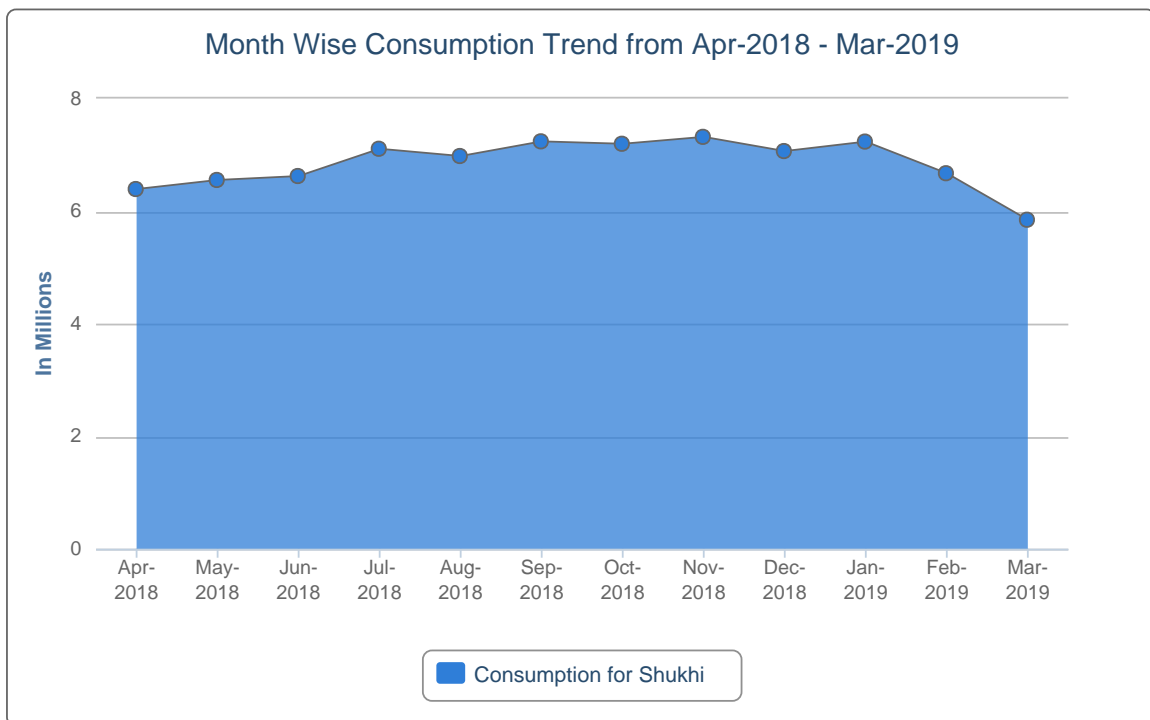
SL	Warehouse Name	Upazila Name	Condom			Shukhi			IUD			Injectables			Implant		
			CBL	AMD	MOS	CBL	AMD	MOS	CBL	AMD	MOS	CBL	AMD	MOS	CBL	AMD	MOS
476	Sylhet RWH	Zakiganj	27,660	22,479	1.2	2,286	13,861	0.2	19	6	3.2	3,293	1,615	2.0	60	62	1.0
477	Tangail RWH	Basail	32,900	17,053	1.9	107,887	15,291	7.1	81	28	2.9	2,855	1,353	2.1	0	99	0.0
478	Tangail RWH	Bhuapur	43,800	23,960	1.8	213	21,631	0.0	50	43	1.2	4,394	1,768	2.5	0	69	0.0
479	Tangail RWH	Chauhali	36,000	14,235	2.5	23,000	7,702	3.0	200	15	13.3	5,200	1,172	4.4	213	38	5.6
480	Tangail RWH	Delduar	38,700	22,536	1.7	39,387	21,285	1.9	0	25	0.0	4,890	1,135	4.3	194	33	5.9
481	Tangail RWH	Ghatail	41,900	42,174	1.0	8,640	42,948	0.2	60	27	2.2	1,500	3,808	0.4	72	78	0.9
482	Tangail RWH	Gopalpur	57,200	20,770	2.8	7,845	16,086	0.5	100	26	3.8	6,939	1,875	3.7	150	51	2.9
483	Tangail RWH	Kalihati	111,700	22,552	5.0	6,690	30,447	0.2	183	70	2.6	15,269	4,530	3.4	30	58	0.5
484	Tangail RWH	Madhupur	98,400	25,774	3.8	1,485	34,416	0.0	129	26	5.0	6,103	3,192	1.9	144	73	2.0
485	Tangail RWH	Mirzapur	88,400	25,464	3.5	1,080	27,243	0.0	2	51	0.0	3,974	1,146	3.5	100	61	1.6
486	Tangail RWH	Nagarpur	44,000	30,221	1.5	2,715	25,833	0.1	129	61	2.1	3,741	2,406	1.6	0	137	0.0
487	Tangail RWH	Sakhipur	83,800	23,648	3.5	1,395	23,444	0.1	82	29	2.8	2,555	1,034	2.5	72	51	1.4
488	Tangail RWH	Tangail Sadar	51,700	41,572	1.2	87,945	24,286	3.6	150	56	2.7	5,518	3,077	1.8	144	137	1.1

7. Month-wise Consumption Trend

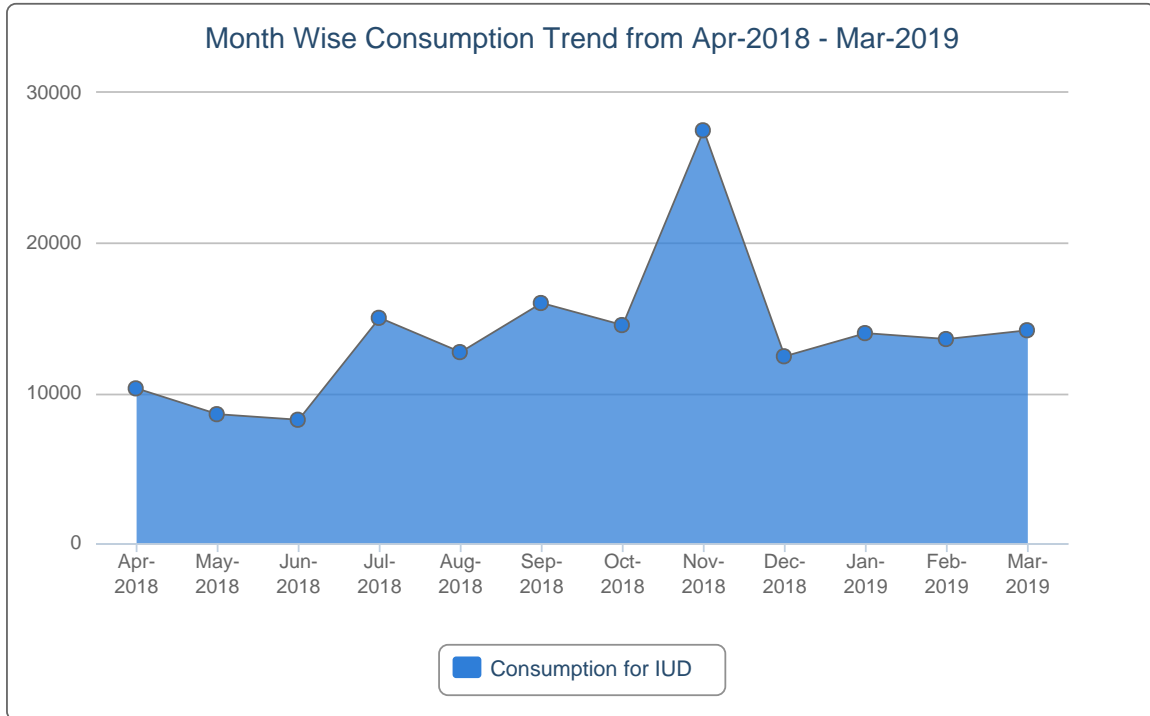
7(a).



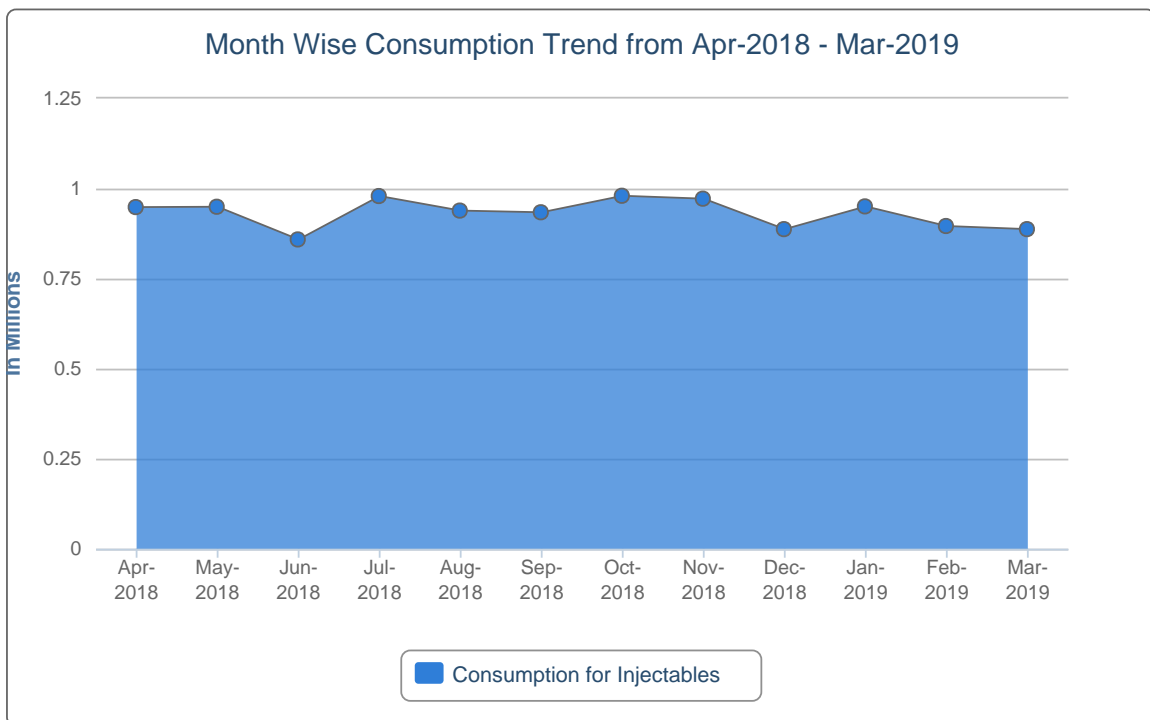
7(b).



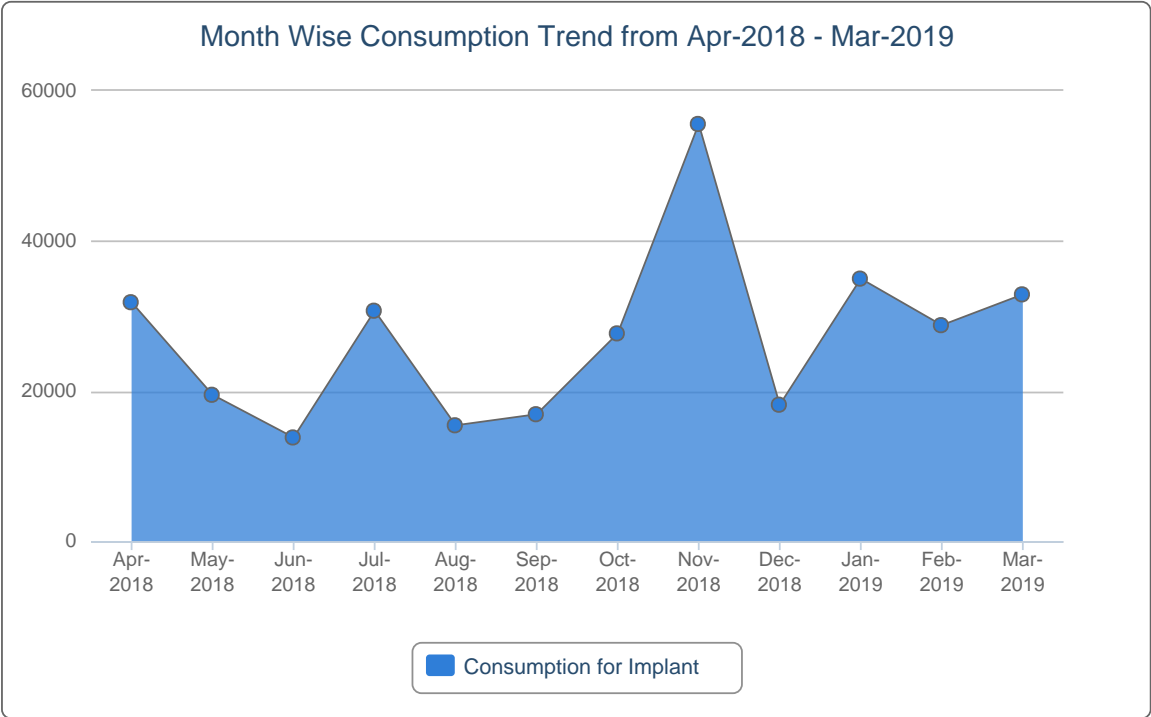
7(c).



7(d).



7(e).



8. Report on Upazila and Warehouse Having Stock Out in last month

SL	Products Name	No of Stockout WH	% of Stockout WH	No of Stockout Upazila Store	% of Stockout Upazila Store	No of Stockout Upazila Field	% of Stockout Upazila Field
1	Condom	0	0%	1	0%	0	0%
2	Shukhi	3	14%	33	7%	0	0%
3	IUD	0	0%	4	1%	0	0%
4	Injectables	0	0%	0	0%	0	0%
5	Implant (Total)	0	0%	-	-	0	0%

List of Stock Out Warehouses

SL	Commodity	Warehouse	Phone
1	Shukhi	Mymensingh RWH	091-66730
2	Shukhi	Rajshahi RWH	0721-772196
3	Shukhi	Dinajpur RWH	0531-65965

List of StockOut Upazilas

SL	Commodity	Warehouse	District	Upazila	Phone
1	Condom	Pabna RWH	Sirajganj	Sirajganj Sadar, Sirajganj	01716385383
2	Shukhi	Chattogram RWH	Khagrachhari	Dighinala, Khagrachhari	01828825584
3	Shukhi	Dhaka CWH	Manikganj	Daulatpur, Manikganj	01726072158
4	Shukhi	Dhaka CWH	Manikganj	Ghior, Manikganj	01712619388
5	Shukhi	Dhaka CWH	Manikganj	Shibalaya, Manikganj	01745653791
6	Shukhi	Dhaka CWH	Munshiganj	Serajdikhan, Munshiganj	01732941065
7	Shukhi	Dhaka CWH	Narayanganj	Araihazar, Narayanganj	01712056717
8	Shukhi	Dhaka CWH	Narayanganj	Narayanganj Sadar, Narayanganj	01712064925
9	Shukhi	Faridpur RWH	Barishal	Gaurnadi, Barishal	01558326834
10	Shukhi	Faridpur RWH	Barishal	Wazirpur, Barishal	01711115202
11	Shukhi	Faridpur RWH	Faridpur	Bhanga, Faridpur	01716233667
12	Shukhi	Faridpur RWH	Faridpur	Nagarkanda, Faridpur	01912720341
13	Shukhi	Faridpur RWH	Faridpur	Saltha, Faridpur	01742844855
14	Shukhi	Jashore RWH	Jashore	Bagher Para, Jashore	01711272110
15	Shukhi	Jashore RWH	Narail	Narail Sadar, Narail	01715143506
16	Shukhi	Khulna RWH	Bagerhat	Mollahat, Bagerhat	01717003248
17	Shukhi	Khulna RWH	Pirojpur	Kawkhali, Pirojpur	01717555624
18	Shukhi	Khulna RWH	Pirojpur	Mathbaria, Pirojpur	01722791428
19	Shukhi	Khulna RWH	Satkhira	Kaliganj, Satkhira	01712660321
20	Shukhi	Kushtia RWH	Kushtia	Khoksa, Kushtia	01918870488
21	Shukhi	Mymensingh RWH	Kishoregonj	Bajitpur, Kishoregonj	01715134027
22	Shukhi	Mymensingh RWH	Kishoregonj	Kuliar Char, Kishoregonj	01711163225

23	Shukhi	Mymensingh RWH	Netrokona	Khaliajuri, Netrakona	01736503012
24	Shukhi	Mymensingh RWH	Netrokona	Madan, Netrakona	01718813762
25	Shukhi	Mymensingh RWH	Netrokona	Mohanganj, Netrakona	01825326766
26	Shukhi	Mymensingh RWH	Netrokona	Netrakona Sadar, Netrokona	01712462494
27	Shukhi	Mymensingh RWH	Sunamganj	Dharampasha, Sunamganj	01716359782
28	Shukhi	Patuakhali RWH	Patuakhali	Kalapara, Patuakhali	01712293018
29	Shukhi	Rajshahi RWH	Rajshahi	Puthia, Rajshahi	01712164824
30	Shukhi	Rangamati RWH	Rangamati	Kawkhali (betbunia), Rangamati	01717161468
31	Shukhi	Rangpur RWH	Nilphamari	Dimla, Nilphamari	01710264479
32	Shukhi	Rangpur RWH	Nilphamari	Saidpur, Nilphamari	01711154121
33	Shukhi	Sylhet RWH	Habiganj	Chunarughat, Habiganj	01736951191
34	Shukhi	Sylhet RWH	Sunamganj	Tahirpur, Sunamganj	01712957541
35	IUD	Kushtia RWH	Kushtia	Khoksa, Kushtia	01918870488
36	IUD	Sylhet RWH	Habiganj	Ajmiriganj, Habiganj	01716810270
37	IUD	Sylhet RWH	Habiganj	Lakhai, Habiganj	01712585780
38	IUD	Tangail RWH	Tangail	Delduar, Tangail	01732054044



This report is generated with the financial support of USAID and the technical assistance from Systems for Improved Access to Pharmaceuticals and Services (SIAPS), implemented by Management Sciences for Health-MSH.

If you need more information, please visit at <https://www.scmpbd.org>