

# **FAMILY PLANNING MONTHLY LOGISTICS REPORT**

**November 2016**



**Management Information System (MIS)  
Directorate General of Family Planning (DGFP)**

6, Kawran Bazar, Dhaka1215

Email: [dirmisfp@gmail.com](mailto:dirmisfp@gmail.com), [dirlsdgfp@gmail.com](mailto:dirlsdgfp@gmail.com)  
[www.dgfpmis.org](http://www.dgfpmis.org), [www.dgfplmis.org](http://www.dgfplmis.org)

**Government of the People's Republic of Bangladesh**  
**Directorate General of Family Planning**  
**Management Information System (MIS)**  
**6, Kawran Bazar, Dhaka- 1215**  
**www.dgfp.gov.bd**

Memo No. - DGFP/MIS/97/323(part-5)/2008/50/08

Date: 03 January' 2017.

**Sub: Family Planning Monthly Logistics Report for the Month of November' 2016.**

Family Planning Monthly Logistics Report for the Month of November' 2016 is sent herewith for your kind information & necessary action. This report is prepared on the basis of Form-7 submitted by Warehouses and Form-7B submitted by Upazila Family Planning Offices by using WIMS & UIMS operational tools. It provides useful information on monthly distribution and stock balance of all the major contraceptives & DDS Kits of Warehouse/Upazila Stores. A summary of important events happened during reporting month included in this report. For more information you are requested to visit at [www.scmpbd.org](http://www.scmpbd.org) web site.

Comments and suggestions for improvement of this report will be highly appreciated.

  
(Md. Saiful Hasan Badal) 3/1/17  
Joint Secretary (MOHFW)

&  
Director (MIS) &  
Line Director (MIS-FP)  
Phone: 9146262  
Mail: dirmisfp@gmail.com


Memo No. - DGFP/MIS/97/323(part-5)/2008/50/08/1(100)

Date: 03 January' 2017.

**Copy of the report forwarded to:**

1. Secretary, Ministry of Health & Family Welfare, Bangladesh Secretariat, Dhaka.
2. Additional Secretary, Ministry of Health & Family Welfare, Bangladesh Secretariat, Dhaka.
3. Joint Secretary (WHO)/ (Coordination), Ministry of Health & Family Welfare, Bangladesh Secretariat, Dhaka.
4. Joint Chief (Planning), Ministry of Health & Family Welfare, Bangladesh Secretariat (Clinic Building), Dhaka.
5. Joint Chief (Population & Planning wing), Planning commission, Sher-e-Bangla Nagar, Dhaka.
6. Joint Chief (Planning), Program Management and Monitoring Unit (PMMU), Azimpur, Dhaka-1205.
7. P.S. to the Honorable Minister, Ministry of Health and Family Welfare, Bangladesh Secretariat, Dhaka, for kind information of the Honorable Minister.
8. P.S. to the Honorable State Minister, Ministry of Health and Family Welfare, Bangladesh Secretariat, Dhaka, for kind information of the Honorable State Minister.
9. Director Administration, Directorate General of Family Planning, 6 Kawran Bazar, Dhaka 1215.

10. Director Logistics & Supply and Line Director (Procurement, Storage & Supply Management), Directorate General of Family Planning, 6 Kawran Bazar, Dhaka 1215.
11. Director Finance & Line Director (Family Planning Field Service Delivery Program), Directorate General of Family Planning, 6 Kawran Bazar, Dhaka 1215.
12. Director (IEM) & Line Director (Information, Education and Communication), Directorate General of Family Planning, 6 Kawran Bazar, Dhaka 1215.
13. Director Planning & Line Director (Program Monitoring and Evaluation), Directorate General of Family Planning, 6 Kawran Bazar, Dhaka 1215.
14. Line Director (Maternal, Child, Reproductive and Adolescent Health), Directorate General of Family Planning, 6 Kawran Bazar, Dhaka 1215.
15. Line Director (Clinical Contraception Services Delivery), Directorate General of Family Planning, 6 Kawran Bazar, Dhaka 1215.
16. Divisional Director, Family Planning, Dhaka / Chittagong / Rajshahi / Khulna / Sylhet / Barisal/ Rangpur Division.
17. Deputy Chief (FW)/ (Health), Ministry of Health & Family Welfare, Bangladesh Secretariat, Dhaka.
18. Additional Director (Drugs and Stores), Directorate General of Family Planning, Central Warehouse, Mohakhali, Dhaka.
19. Deputy Director, Family Planning, ----- District (Your are requested to take appropriate measures to ensure timely submission of Form 7B report from upazilas and send these to MIS Unit within 9<sup>th</sup> working day of the next month).
20. Supply Officer, Family Planning, ----- CWH/RWHs.
21. Country Director, SPS/MSH, House No.-28, Flat-W2, Road No.-63, Gulshan-2, Dhaka-1212.
22. Country Director, the World Bank, E-32, Agargaon, Sher-e-Banala Nagar, Dhaka-1207.
23. Team Leader, Population & Health Team, USAID, Madani Avenue, Baridhara, Dhaka.
24. Country Representative, UNFPA, IDB Bhaban, Agargaon, Sher-E-Bangla Nagar, Dhaka.
25. Managing Director, SMC, SMC Tower, 33 Banani C/A, Dhaka-1213.
26. Documentation Center, IEM Unit, Directorate General of Family Planning, 6 Kawran Bazar, Dhaka.
27. PA to Director General, Directorate General of Family Planning, 6, Kawran Bazar, Dhaka 1215.
28. Office copy, MIS, DGFP, 6 Kawran Bazar, Dhaka -1215.






  
(Ajoy Ratan Barua)  
Deputy Director (MIS)

## **Table Of Contents**

	<b>Page</b>
1. DGFP Stock Status Report	1-2
2. National Receipts Quantity by Product by Month	3
3. National Level Contraceptive Summary Report	4
4. Stock Status Report at Different Levels	5
5. Contraceptive Stock Status by Product at Upazila Store and Field	6-10
6. Contraceptive Stock Status by Product at Regional Warehouses/Upazila	11-31
7. Month-wise Consumption Trend	32-34
8. Report on Upazila and Warehouse Having Stock Out in last month	35



# 1. DGFP Stock Status Report

 DGFP STOCK STATUS REPORT** November 2016 (Updated 14 December 2016)													 শিশুর প্রতিরক্ষা অধিদপ্তর											
Year	2017												2018											
Month	12	1	2	3	4	5	6	7	8	9	10	11	12	1	2	3	4	5	6	7	8	9	10	11
Min.-Max.								Min				Max												
Product																								
<b>Condom</b>	CS (92.84m) - 7 months							14-15 & 15-16: 60.08m - 5mon					2016-17 : 73m - 6 months											
*AMC = 11.8m	2014-15: GoB (Rev): 150 m - 121.43 m received as of 31 Oct '16; 2015-16: GoB (Rev): 30 m; 2016-17: GoB (Rev):73m, Contract Signed																							
<b>Pill</b>	CS (55.57m) - 6 months						2016-17:19m			2016-17 : 50m - 5 months														
*AMC = 8.59m	2016-17: Pool Fund 69m - 50m ICB: Proposal sent to Ministry for approval & 19m NCT; Contract Signed; awaiting receipt																							
<b>IUD</b>	CS (0.547m) - 27 months																							
*AMC = 20,142																								
<b>Injectables</b>	CS (15.33m) - 13 months																							
*AMC = 1.12m	2014-15: Pool Fund 14m; GoB (Dev) : 2.5m; 2016-17: GoB (Dev) 3.5 m: received in full																							
														2016-17 : 0.05m										
<b>Implant</b>	CS (0.078)	2015-16 : 0.15 m - 5 months																						
*AMC = 29,883	2015-16 (Pool fund): 0.15m: L/C opened; 2016-17(Pool Fund) : 0.05m- Contract Signed																							
<b>***DDS Kit</b>	2015-16: GoB(Dev): 3,600 boxes; all receipt as of 30 July 2016																							
*AMC = 5,885	*** DGFP is procuring 22 items of DDS kit as individual medicines																							
*AMC is calculated based on past 12-months consumption												**This report is generated using the "Pipeline Software" which considers "Projected Consumption"												
Data Sources: DGFP/L&S unit, DGFP LMIS web site - <a href="https://sempbd.org/">https://sempbd.org/</a> Central Warehouse WIMS data and Approved DGFP Procurement																								
<b>Legend:</b>																								
 Current Stock																								
 To be received																								
 Planned for FY 2016-17																								
AMC = Average Monthly Consumption																								
BER = Bid Evaluation Report																								
CCGP = Cabinet Committee on Govt Purchase																								
CS = Current Stock																								
NOA = Notification of Award																								
NO = No Objection																								
TEC = Tender Evaluation Committee																								
ICB = International Competitive Bidding																								
NCT = National Competitive Tendering																								

**DGFP STOCK STATUS REPORT**  
**(For Contraceptives and DDS Kits)**  
**Month: November 2016** *(Updated 14 December 2016)*

**CONDOM** – Current national stock is 92.84 million pieces and this stock can be used up to June 2017.

- FY 2014-15 GoB (Rev): Procurement Process completed for 150 million pieces and 119.92 million pieces received as of 31 October 2016; awaiting receipt 30.08 million pieces.
- FY 2015-16 GoB (Rev): 30 million pieces. Contract signed; awaiting receipts. Total awaiting receipts (2014-15 & 2015-16): 60.08 million pcs.
- Planned for FY 2016-17 GoB (Rev): 73 million pieces, Contract signed.

**PILL** – Current national stock of Oral Contraceptive Pill is 55.57 million cycles which will go up to May 2017.

- Planned for 2016-17: Pool Fund: 69 million cycles - 50m cycles (ICB): Proposal sent to the Ministry for approval; 19m cycles (NCT) - Contract signed, 1.5 million cycles received as of 31 November, awaiting receipts of rest 17.5 million cycles.

**IUD** – Current national stock is 0.547 million pieces and this stock can be used up to February 2019.

**INJECTABLES** – Current stock of 15.33 million vials and that can be used up to December 2017.

- Procurement Process completed for 2014-15: Pool fund - 14m vials (ICB) & GoB Dev- 2.5m vials (NCB): received in full.
- Planned for 2016-17: GoB (Dev) - 3.5m vials (NCT): Contract signed & Goods received in full.

**IMPLANT** – Current stock is 0.078 million sets and this can be used up to January 2017.

- 2015-16: (Pool fund) 0.15m sets. L/C opened; awaiting receipts.
- Planned for 2016-17: (Pool fund) 0.05m sets. Contract signed; awaiting receipts

**\*DDS KITS**

- 2014-15: Pool fund - 0.070m boxes: World Bank did not accord No Objections on Bid Evaluation Report (BER) for this procurement.
- 2015-16: GoB (Dev) – 3,600 boxes (NCB) – All quantity received.  
(\*The medicines under DDS Kit are not going to be procured in Kit form. Instead, individual medicines of 22 items is being procured now)

You can also download the previous reports from <http://www.scmpbd.org/>

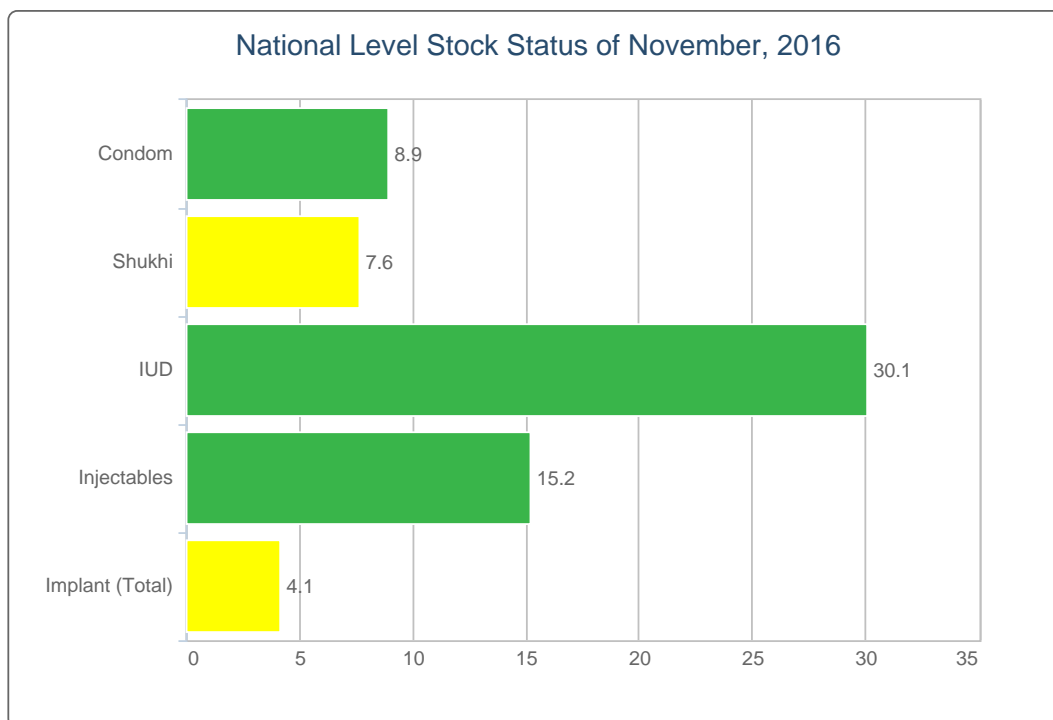
## 2. National Receipts Quantity by Product by Month

### Contraceptive Received Report

Month: November, 2016

Item	Supplier	Receiver	Date Receipts	Qty	Remarks
Shukhi		Central Ware House, Mohakhali, Dhaka	30/11/16	1,510,560	
<b>Total</b>				<b>1,510,560</b>	
Apon		Central Ware House, Mohakhali, Dhaka	30/11/16	2,500,000	
<b>Total</b>				<b>2,500,000</b>	
ECP		Central Ware House, Mohakhali, Dhaka	30/11/16	100,000	
<b>Total</b>				<b>100,000</b>	

### 3. National Level Contraceptive Summary Report

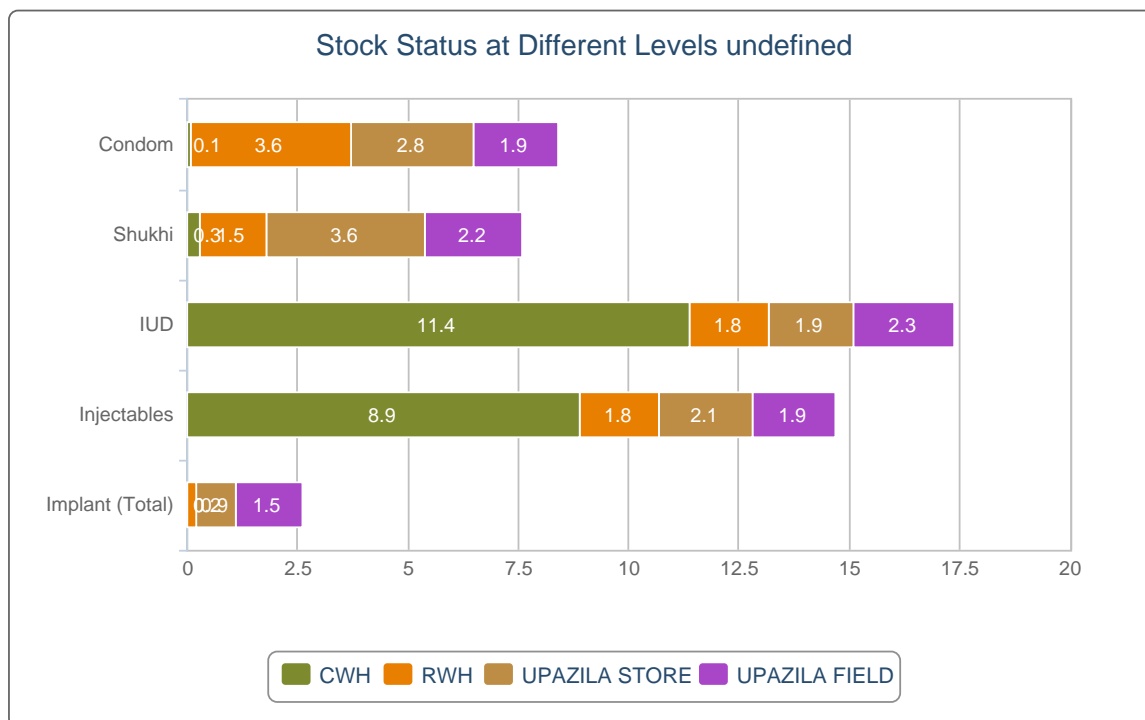


■ MOS less than 4.0     
 ■ MOS 4.0 - 7.9     
 ■ MOS 8.0 and above     
 MOS = Month of Stock

#### National Level Stock Status of November, 2016

SL	Name of Products	Reported Consumption	Reported Closing Balance	Average Monthly Consumption	MOS
1	Condom	12,769,380	105,847,330	11,945,555	8.9
2	Shukhi	8,317,523	62,500,333	8,197,596	7.6
3	IUD	33,510	581,432	19,339	30.1
4	Injectables	1,118,640	16,474,138	1,081,048	15.2
5	Implant (Total)	50,744	129,421	31,667	4.1

#### 4. Stock Status Report at Different Levels



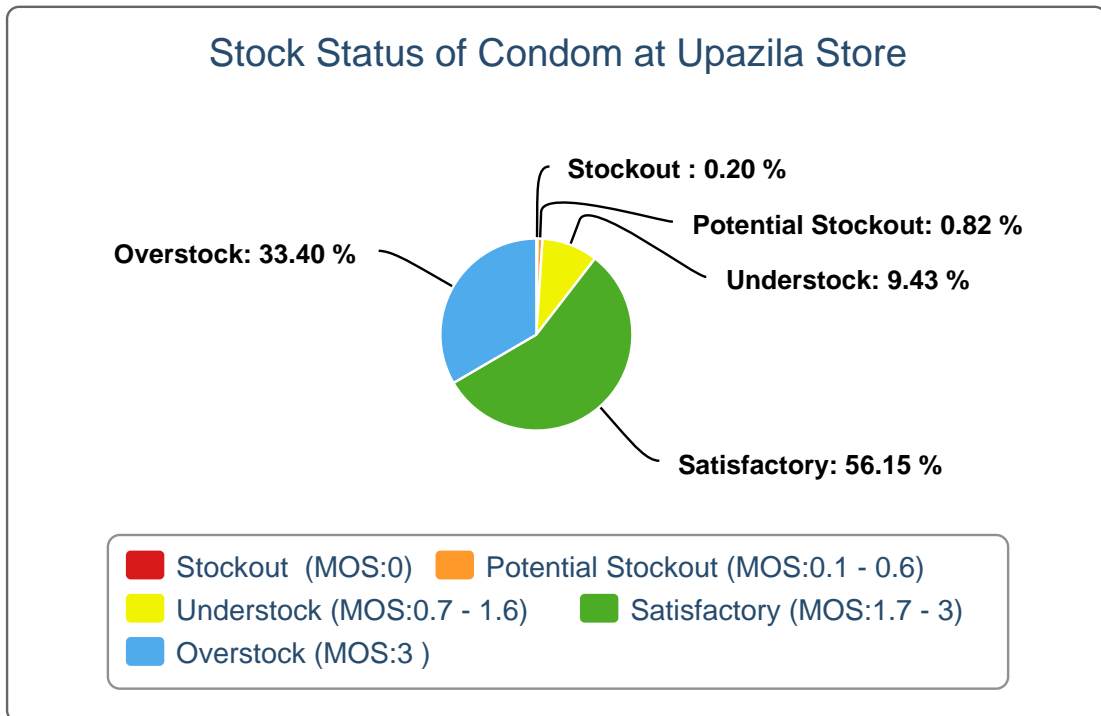
#### Stock Status at Different Levels November, 2016

Products	Avg. Consump. of Last 6 Months	CWH Level	MOS	RWH Level	MOS	Upazila Level	MOS	Field Level	MOS	National Level	MOS
Condom	11,945,555	786,000	0.1	45,627,200	3.8	35,244,911	3	24,189,219	2	105,847,330	8.9
Shukhi	8,197,596	2,250,720	0.3	12,501,600	1.5	29,741,073	3.6	18,006,940	2.2	62,500,333	7.6
IUD	19,339	381,400	19.7	59,966	3.1	63,341	3.3	76,725	4	581,432	30.1
Injectables	1,081,048	10,005,900	9.3	1,980,200	1.8	2,353,918	2.2	2,134,120	2	16,474,138	15.2
Implant (Total)	31,667	88	0	9,769	0.3	44,111	1.4	75,453	2.4	129,421	4.1

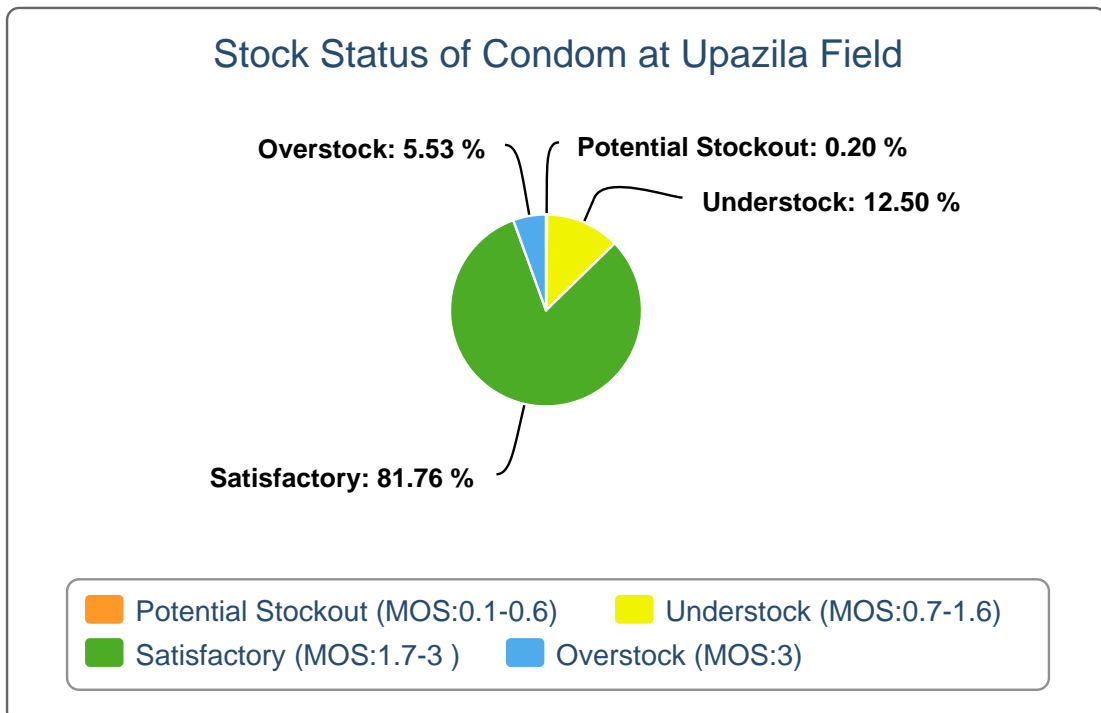


## 5. Contraceptive Stock Status by Product at Upazila Store and Field

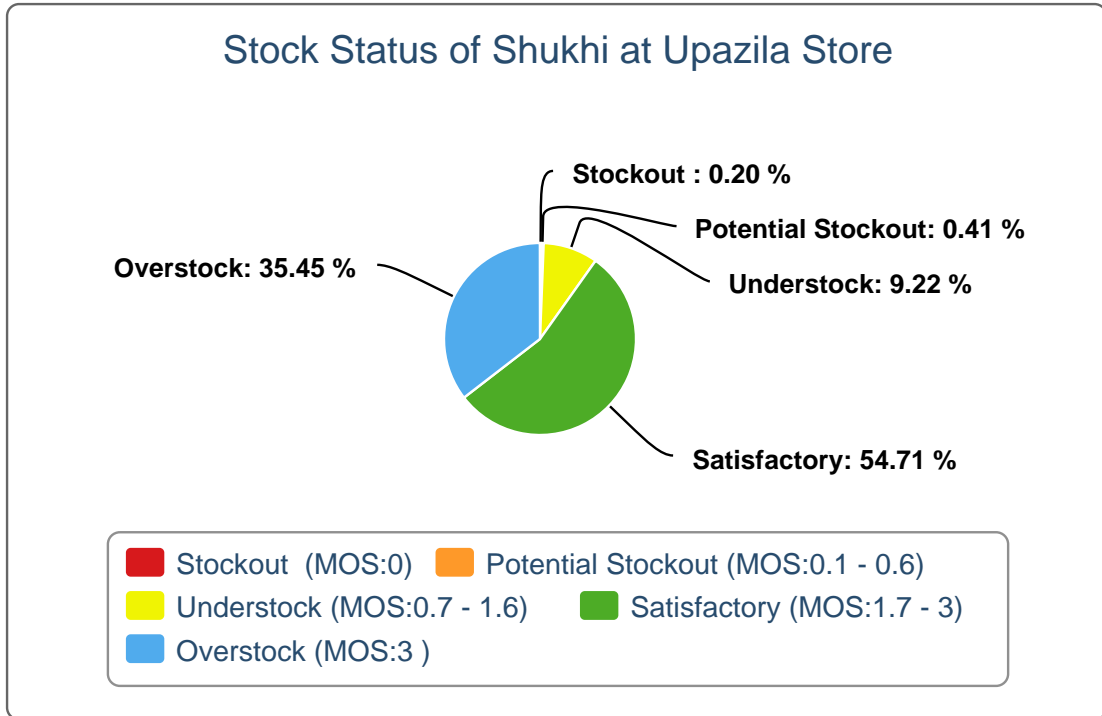
5(a).



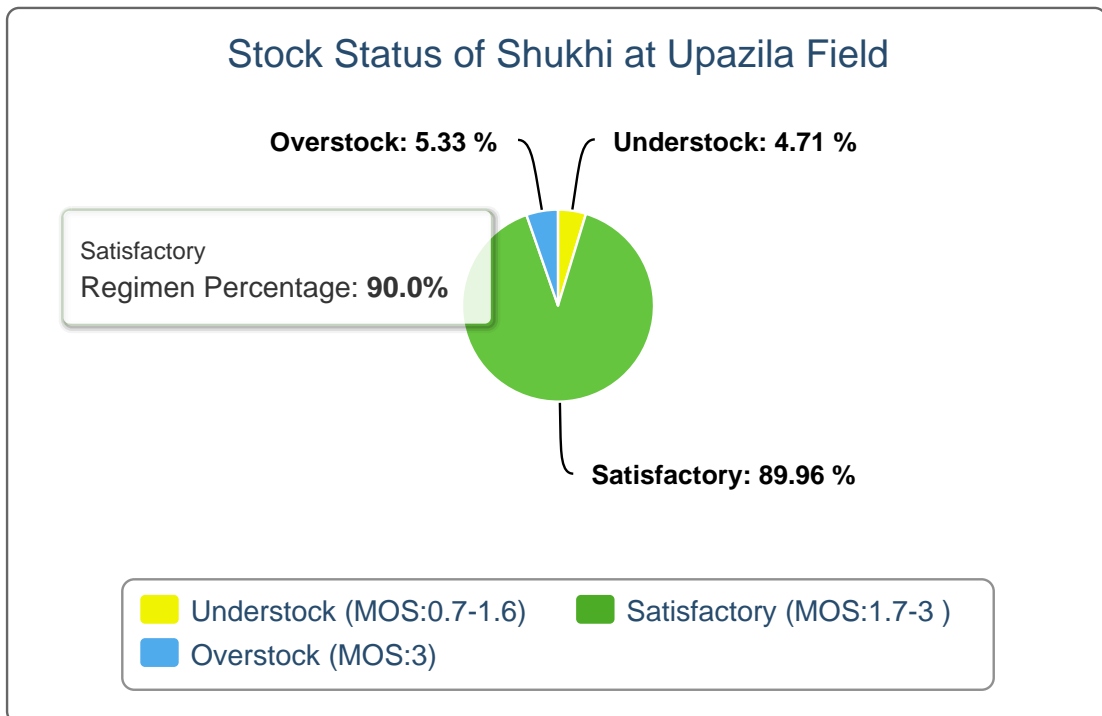
5(b).



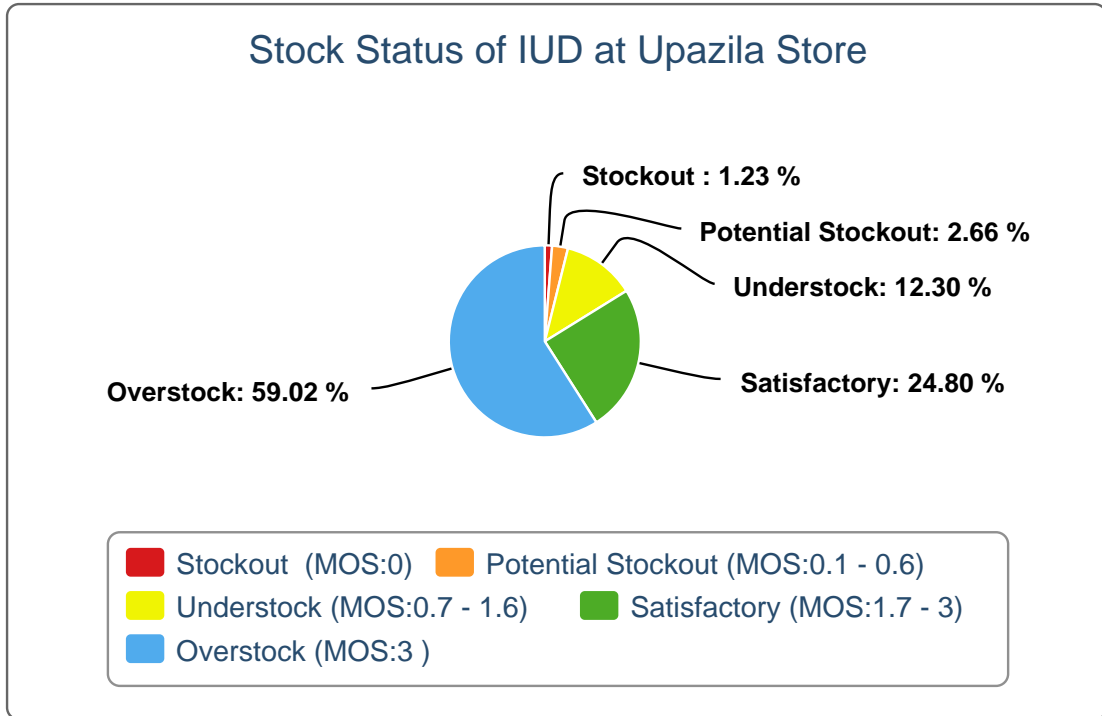
5(c).



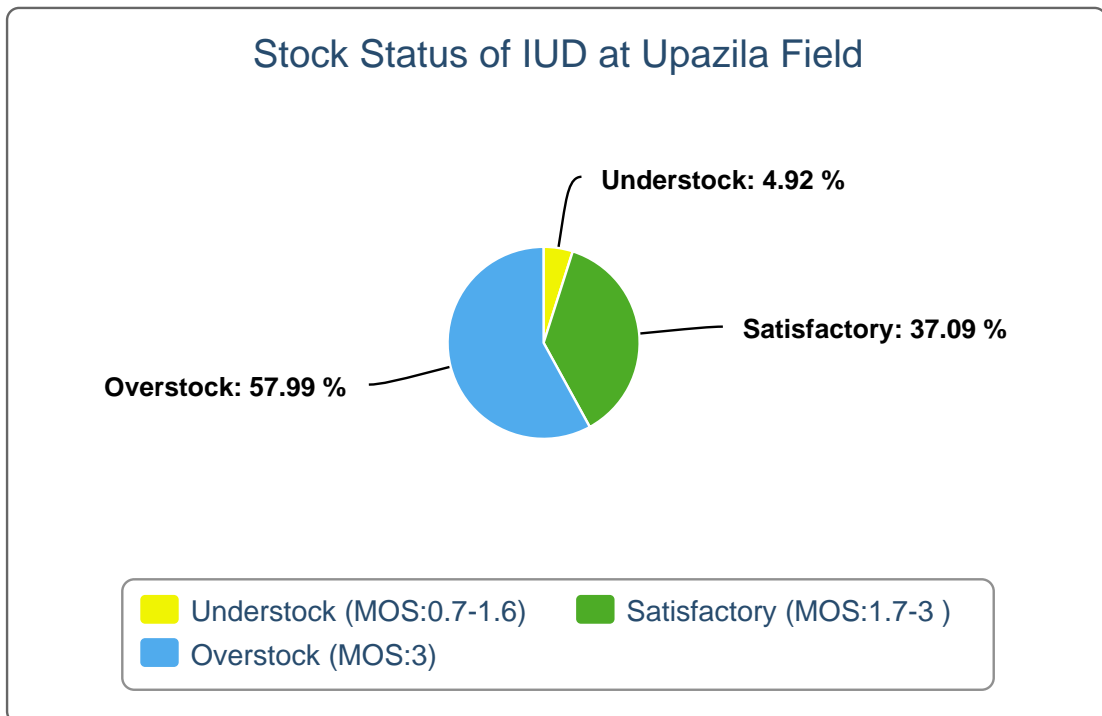
5(d).



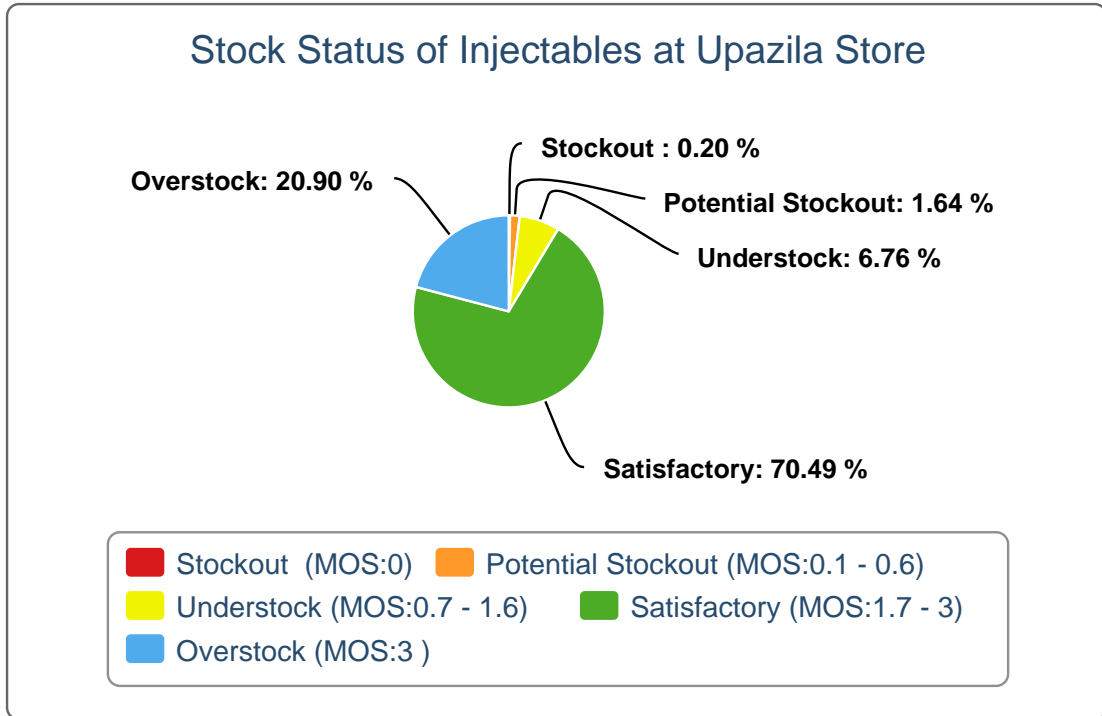
5(e).



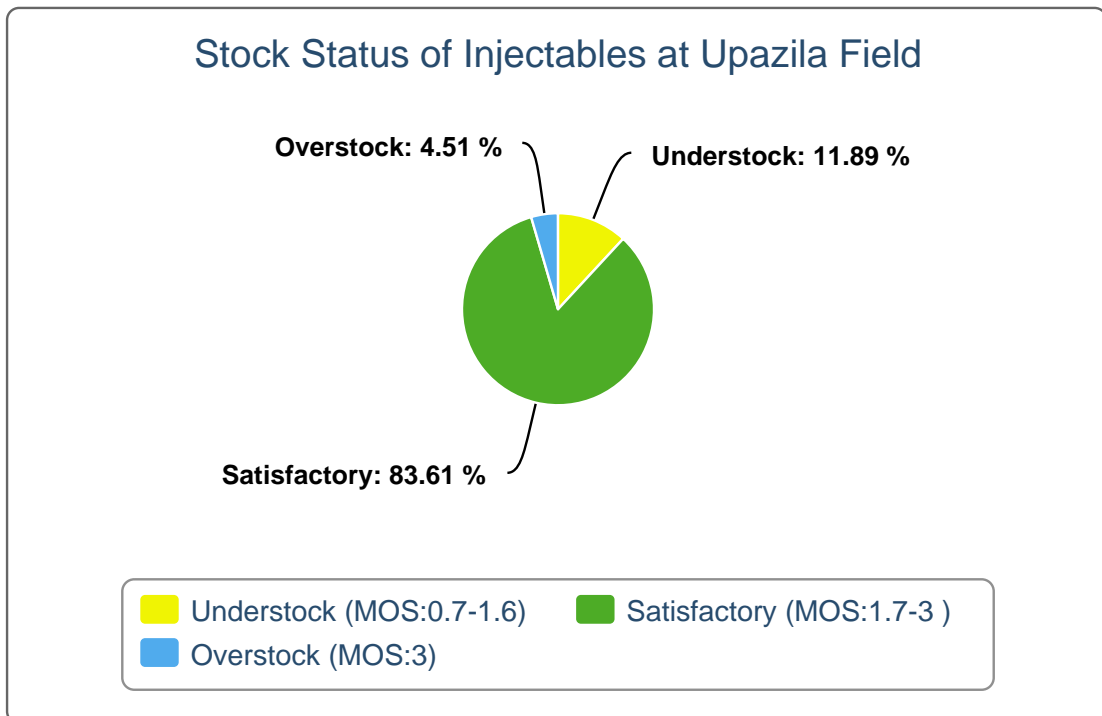
5(f).



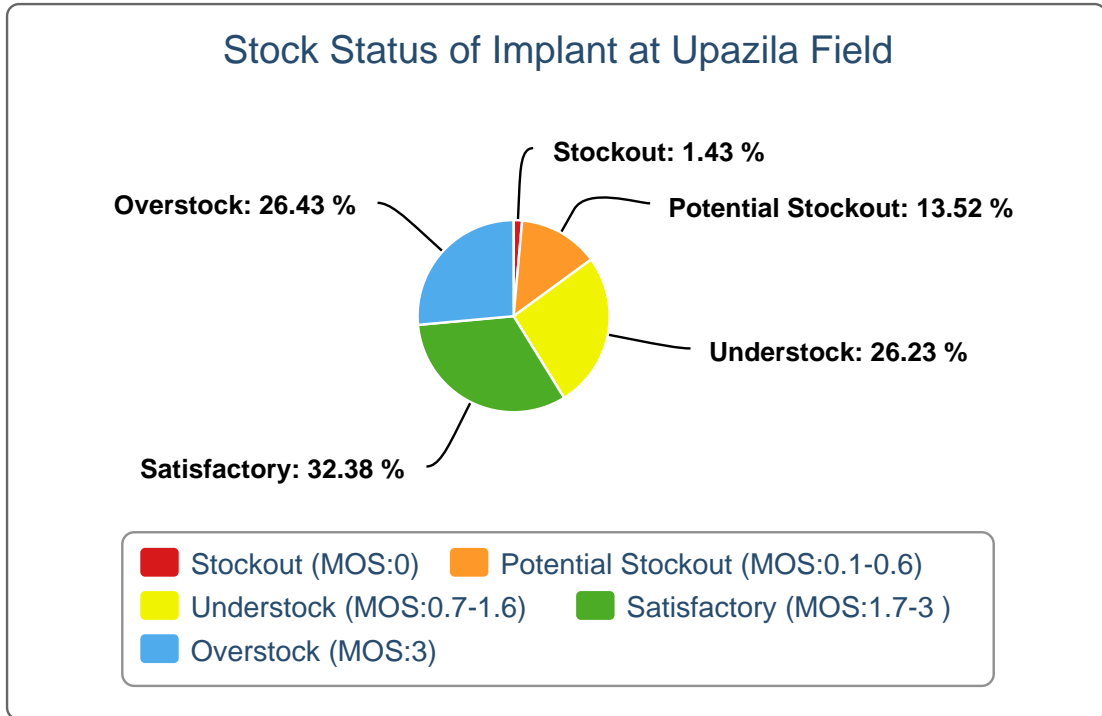
5(g).



5(h).



5(i).





## 6(a). Contraceptive Stock Status by Product at Regional Warehouses

SL	WH Name	Condom			Shukhi			IUD			Injectables			Implant		
		CBL	AMD	MOS	CBL	AMD	MOS	CBL	AMD	MOS	CBL	AMD	MOS	CBL	AMD	MOS
1	Bandarbon RWH	345,000	30,157	11.4	72,000	21,692	3.3	400	87	4.6	12,000	3,559	3.4	105	134	0.8
2	Bhola RWH	510,000	152,281	3.3	727,200	101,198	7.2	1,250	378	3.3	102,000	43,485	2.3	360	662	0.5
3	Bogra RWH	2,291,000	600,541	3.8	3,520,800	442,276	8.0	3,750	901	4.2	109,400	39,064	2.8	200	2,182	0.1
4	Chittagong RWH	12,668,600	584,720	21.7	460,320	393,731	1.2	4,950	1,688	2.9	245,200	63,668	3.9	523	2,302	0.2
5	Comilla RWH	1,425,000	820,884	1.7	316,800	429,957	0.7	3,550	1,495	2.4	81,000	81,720	1.0	450	1,599	0.3
6	Dhaka CWH	786,000	1,999,844	0.4	2,250,720	954,412	2.4	381,400	3,032	125.8	10,005,900	126,114	79.3	88	3,198	0.0
7	Dinajpur RWH	456,000	216,411	2.1	167,040	357,673	0.5	2,950	666	4.4	100,000	44,219	2.3	128	1,849	0.1
8	Faridpur RWH	1,407,000	712,278	2.0	292,320	504,345	0.6	2,400	1,211	2.0	91,000	53,565	1.7	624	1,993	0.3
9	Jamalpur RWH	1,005,000	434,596	2.3	702,720	286,160	2.5	3,150	557	5.7	94,700	39,636	2.4	200	1,208	0.2
10	Jessore RWH	1,284,000	546,125	2.4	429,120	380,263	1.1	3,200	774	4.1	116,600	55,617	2.1	1,088	1,264	0.9
11	Khulna RWH	15,067,600	753,713	20.0	505,440	490,746	1.0	5,400	1,087	5.0	151,500	51,951	2.9	1,385	1,692	0.8
12	Kushtia RWH	852,000	369,200	2.3	342,720	202,234	1.7	2,021	287	7.0	131,400	38,870	3.4	564	698	0.8
13	Mymensingh RWH	2,061,000	881,031	2.3	1,054,080	884,513	1.2	4,150	1,209	3.4	114,500	59,051	1.9	1,252	2,453	0.5
14	Noakhali RWH	129,000	386,721	0.3	5,760	209,942	0.0	2,800	819	3.4	63,400	48,963	1.3	100	1,380	0.1
15	Pabna RWH	18,000	599,776	0.0	983,520	391,664	2.5	3,400	1,037	3.3	95,000	52,929	1.8	0	875	0.0
16	Patuakhali RWH	1,203,000	128,721	9.3	437,760	157,714	2.8	2,100	436	4.8	57,800	29,139	2.0	1,000	1,007	1.0
17	Rajshahi RWH	1,239,000	781,152	1.6	1,006,560	340,077	3.0	3,431	584	5.9	36,200	43,889	0.8	0	1,537	0.0
18	Rangamati RWH	75,000	62,602	1.2	57,600	37,712	1.5	264	90	2.9	14,500	3,367	4.3	227	219	1.0
19	Rangpur RWH	1,431,000	630,000	2.3	627,840	830,123	0.8	4,900	1,574	3.1	159,000	119,200	1.3	328	3,039	0.1
20	Sylhet RWH	1,488,000	791,091	1.9	364,320	446,947	0.8	3,300	901	3.7	104,000	52,483	2.0	539	1,578	0.3
21	Tangail RWH	672,000	463,711	1.4	427,680	334,217	1.3	2,600	526	4.9	101,000	30,559	3.3	696	798	0.9

**6(b). Contraceptive Stock Status by Product at Upazila**

SL	Warehouse Name	Upazila Name	Condom			Shukhi			IUD			Injectables			Implant		
			CBL	AMD	MOS	CBL	AMD	MOS	CBL	AMD	MOS	CBL	AMD	MOS	CBL	AMD	MOS
1	Bandarbon RWH	Alikadam	6,200	3,086	2.0	10,140	1,608	6.3	18	15	1.2	1,297	901	1.4	82	13	6.3
2	Bandarbon RWH	Bandarban Sadar	13,500	3,814	3.5	8,590	4,335	2.0	62	20	3.1	2,723	837	3.3	146	14	10.4
3	Bandarbon RWH	Lama	0	6,377	0.0	0	5,078	0.0	87	24	3.6	669	804	0.8	13	32	0.4
4	Bandarbon RWH	Naikhongchhari	17,800	6,740	2.6	10,455	5,761	1.8	157	8	19.6	2,493	668	3.7	73	9	8.1
5	Bandarbon RWH	Rowangchhari	2,200	2,350	0.9	5,100	1,653	3.1	103	5	20.6	891	164	5.4	76	10	7.6
6	Bandarbon RWH	Ruma	27,900	5,598	5.0	17,345	1,442	12.0	167	7	23.9	819	95	8.6	58	16	3.6
7	Bandarbon RWH	Thanchi	5,000	2,192	2.3	1,889	1,815	1.0	0	8	0.0	1,009	90	11.2	0	40	0.0
8	Bhola RWH	Bhola Sadar	36,500	17,623	2.1	32,565	13,434	2.4	123	96	1.3	15,040	6,291	2.4	0	268	0.0
9	Bhola RWH	Burhanuddin	19,600	6,652	2.9	21,555	9,561	2.3	94	27	3.5	5,965	2,375	2.5	0	88	0.0
10	Bhola RWH	Char Fasson	77,090	41,294	1.9	40,143	19,305	2.1	120	79	1.5	17,376	8,650	2.0	0	97	0.0
11	Bhola RWH	Daulat Khan	33,200	14,559	2.3	17,555	8,929	2.0	90	16	5.6	8,500	4,164	2.0	128	24	5.3
12	Bhola RWH	Hizla	26,500	9,966	2.7	13,762	6,497	2.1	51	24	2.1	5,142	2,284	2.3	100	7	14.3
13	Bhola RWH	Lalmohan	43,200	19,693	2.2	31,080	15,164	2.0	80	62	1.3	14,800	6,901	2.1	100	66	1.5
14	Bhola RWH	Manpura	11,700	5,080	2.3	5,103	3,057	1.7	57	8	7.1	3,685	2,097	1.8	54	32	1.7
15	Bhola RWH	Mehendiganj	38,400	17,397	2.2	26,520	12,860	2.1	90	27	3.3	11,076	5,332	2.1	0	41	0.0
16	Bhola RWH	Muladi	27,300	9,777	2.8	16,536	6,730	2.5	83	22	3.8	5,054	2,112	2.4	200	12	16.7
17	Bhola RWH	Tazumuddin	15,900	10,240	1.6	10,175	5,661	1.8	45	17	2.6	7,700	3,279	2.3	0	27	0.0
18	Bogra RWH	Adamdighi	100,200	13,665	7.3	59,790	8,624	6.9	99	26	3.8	2,000	524	3.8	0	29	0.0
19	Bogra RWH	Akkelpur	43,700	6,692	6.5	36,685	7,325	5.0	98	15	6.5	2,632	550	4.8	100	70	1.4
20	Bogra RWH	Atrai	72,900	17,817	4.1	43,355	14,897	2.9	83	14	5.9	1,813	552	3.3	0	12	0.0
21	Bogra RWH	Badalgachhi	71,700	16,519	4.3	51,725	15,039	3.4	82	22	3.7	6,796	2,269	3.0	0	40	0.0
22	Bogra RWH	Bogra Sadar	244,900	66,939	3.7	60,700	16,531	3.7	247	103	2.4	7,786	2,690	2.9	192	271	0.7
23	Bogra RWH	Dhamoirhat	56,884	12,063	4.7	422,018	10,317	40.9	51	18	2.8	4,090	1,295	3.2	128	24	5.3
24	Bogra RWH	Dhunat	113,100	29,779	3.8	75,295	22,370	3.4	139	33	4.2	5,074	2,398	2.1	0	93	0.0
25	Bogra RWH	Dhupchanchia	456,500	8,984	50.8	55,620	9,121	6.1	6	23	0.3	2,867	911	3.1	0	107	0.0

SL	Warehouse Name	Upazila Name	Condom			Shukhi			IUD			Injectables			Implant		
			CBL	AMD	MOS	CBL	AMD	MOS	CBL	AMD	MOS	CBL	AMD	MOS	CBL	AMD	MOS
26	Bogra RWH	Gabtali	82,900	41,671	2.0	49,740	19,080	2.6	65	9	7.2	6,488	2,852	2.3	0	96	0.0
27	Bogra RWH	Ghoraghat	59,000	7,067	8.3	37,320	8,271	4.5	110	27	4.1	2,392	518	4.6	0	46	0.0
28	Bogra RWH	Hakimpur	57,900	10,192	5.7	43,524	6,400	6.8	72	7	10.3	2,802	562	5.0	64	24	2.7
29	Bogra RWH	Joypurhat Sadar	88,300	25,665	3.4	75,885	15,950	4.8	65	78	0.8	5,225	1,876	2.8	68	128	0.5
30	Bogra RWH	Kahaloo	48,600	15,829	3.1	32,700	12,156	2.7	91	32	2.8	1,665	881	1.9	0	82	0.0
31	Bogra RWH	Kalai	79,100	8,958	8.8	350,310	9,064	38.6	86	17	5.1	2,169	652	3.3	0	88	0.0
32	Bogra RWH	Khetlal	43,800	8,339	5.3	30,270	4,965	6.1	75	12	6.3	1,029	335	3.1	0	34	0.0
33	Bogra RWH	Mahadebpur	99,300	16,749	5.9	96,885	21,587	4.5	116	32	3.6	3,719	1,240	3.0	0	51	0.0
34	Bogra RWH	Manda	105,000	18,580	5.7	172,080	32,032	5.4	355	95	3.7	9,200	2,101	4.4	0	82	0.0
35	Bogra RWH	Nandigram	49,300	11,075	4.5	58,095	15,979	3.6	139	18	7.7	1,898	459	4.1	0	57	0.0
36	Bogra RWH	Naogaon Sadar	113,900	35,943	3.2	72,915	23,670	3.1	151	54	2.8	5,217	1,958	2.7	0	89	0.0
37	Bogra RWH	Niamatpur	55,900	13,176	4.2	92,900	15,252	6.1	113	22	5.1	4,450	1,046	4.3	0	45	0.0
38	Bogra RWH	Panchbibi	81,600	14,239	5.7	41,130	8,973	4.6	98	22	4.5	3,018	591	5.1	0	135	0.0
39	Bogra RWH	Patnitala	103,800	9,016	11.5	352,470	9,737	36.2	106	21	5.0	1,884	483	3.9	0	50	0.0
40	Bogra RWH	Porsha	52,400	11,458	4.6	51,285	11,561	4.4	66	13	5.1	2,709	515	5.3	0	29	0.0
41	Bogra RWH	Raninagar	47,500	18,444	2.6	39,540	14,128	2.8	0	26	0.0	1,699	650	2.6	0	43	0.0
42	Bogra RWH	Sapahar	68,300	10,253	6.7	56,055	11,972	4.7	67	6	11.2	2,979	958	3.1	0	39	0.0
43	Bogra RWH	Sariakandi	54,900	14,465	3.8	38,610	10,531	3.7	121	31	3.9	2,805	1,595	1.8	0	119	0.0
44	Bogra RWH	Shajahanpur	179,500	53,141	3.4	85,800	19,398	4.4	143	19	7.5	2,535	1,407	1.8	0	83	0.0
45	Bogra RWH	Sherpur	135,400	31,679	4.3	153,691	21,239	7.2	173	36	4.8	5,511	2,026	2.7	0	84	0.0
46	Bogra RWH	Shibganj	100,600	31,520	3.2	97,350	27,249	3.6	150	24	6.3	7,700	3,881	2.0	0	74	0.0
47	Bogra RWH	Sonatola	42,200	20,624	2.0	41,355	18,858	2.2	150	46	3.3	2,458	1,289	1.9	0	58	0.0
48	Chittagong RWH	Anowara	44,800	15,800	2.8	36,825	14,176	2.6	148	44	3.4	1,936	997	1.9	100	56	1.8
49	Chittagong RWH	Banshkhali	58,000	25,535	2.3	37,195	19,172	1.9	31	34	0.9	5,146	2,491	2.1	0	116	0.0
50	Chittagong RWH	Boalkhali	36,200	8,357	4.3	45,264	11,403	4.0	160	32	5.0	1,800	593	3.0	400	49	8.2

SL	Warehouse Name	Upazila Name	Condom			Shukhi			IUD			Injectables			Implant		
			CBL	AMD	MOS	CBL	AMD	MOS	CBL	AMD	MOS	CBL	AMD	MOS	CBL	AMD	MOS
51	Chittagong RWH	Chakaria	58,500	21,078	2.8	55,020	18,620	3.0	204	72	2.8	9,652	4,442	2.2	50	102	0.5
52	Chittagong RWH	Chandanaish	42,900	12,768	3.4	45,330	11,123	4.1	136	49	2.8	2,164	872	2.5	320	77	4.2
53	Chittagong RWH	Cox's Bazar Sadar	87,100	27,360	3.2	54,720	17,388	3.1	200	65	3.1	9,208	3,840	2.4	202	65	3.1
54	Chittagong RWH	Dighinala	24,400	11,573	2.1	20,500	7,857	2.6	52	10	5.2	2,825	1,037	2.7	20	19	1.1
55	Chittagong RWH	Double Mooring	126,300	64,853	1.9	46,275	16,603	2.8	243	143	1.7	11,565	5,756	2.0	356	194	1.8
56	Chittagong RWH	Fatikchhari	73,700	35,740	2.1	196,905	21,119	9.3	181	53	3.4	6,600	2,988	2.2	192	112	1.7
57	Chittagong RWH	Hathazari	78,800	38,875	2.0	48,705	18,177	2.7	129	46	2.8	2,823	1,439	2.0	128	51	2.5
58	Chittagong RWH	Khagrachhari Sadar	19,100	9,212	2.1	20,700	6,853	3.0	80	75	1.1	1,910	1,005	1.9	50	25	2.0
59	Chittagong RWH	Kutubdia	25,100	4,776	5.3	22,807	5,286	4.3	102	9	11.3	4,397	1,444	3.0	64	41	1.6
60	Chittagong RWH	Lakshmichhari	7,300	2,123	3.4	14,865	2,800	5.3	83	14	5.9	720	150	4.8	5	8	0.6
61	Chittagong RWH	Lohagara	142,600	9,849	14.5	26,145	10,749	2.4	62	20	3.1	3,344	1,605	2.1	50	33	1.5
62	Chittagong RWH	Mahalchhari	22,000	3,843	5.7	10,457	4,202	2.5	67	6	11.2	1,718	423	4.1	0	11	0.0
63	Chittagong RWH	Maheshkhali	25,700	8,225	3.1	45,525	19,495	2.3	167	53	3.2	5,643	2,683	2.1	0	58	0.0
64	Chittagong RWH	Manikchhari	17,100	1,850	9.2	6,675	2,118	3.2	5	2	2.5	1,165	524	2.2	20	13	1.5
65	Chittagong RWH	Matiranga	43,000	10,896	3.9	23,955	8,439	2.8	50	18	2.8	2,650	1,183	2.2	100	25	4.0
66	Chittagong RWH	Mirsharai	74,900	16,882	4.4	33,735	16,192	2.1	18	79	0.2	2,732	2,867	1.0	0	114	0.0
67	Chittagong RWH	Panchhari	13,100	4,771	2.7	12,810	5,951	2.2	70	4	17.5	1,075	410	2.6	50	21	2.4
68	Chittagong RWH	Panchlaish	151,200	59,525	2.5	40,715	11,674	3.5	449	309	1.5	9,380	4,232	2.2	456	191	2.4
69	Chittagong RWH	Patiya	62,000	26,110	2.4	50,955	22,175	2.3	325	120	2.7	5,870	2,439	2.4	20	145	0.1
70	Chittagong RWH	Pekua	42,500	4,222	10.1	13,545	5,952	2.3	38	8	4.8	3,132	1,644	1.9	114	71	1.6
71	Chittagong RWH	Ramgarh	16,050	4,533	3.5	19,209	3,941	4.9	5	7	0.7	1,052	301	3.5	48	10	4.8
72	Chittagong RWH	Ramu	46,400	14,041	3.3	47,520	12,935	3.7	113	14	8.1	7,295	3,637	2.0	50	148	0.3
73	Chittagong RWH	Rangunia	74,500	28,569	2.6	35,280	15,730	2.2	172	61	2.8	3,806	1,922	2.0	200	71	2.8
74	Chittagong RWH	Raozan	69,100	31,685	2.2	36,315	16,932	2.1	100	89	1.1	5,517	1,416	3.9	108	43	2.5
75	Chittagong RWH	Sandwip	66,966	10,371	6.5	48,453	13,004	3.7	329	62	5.3	5,424	2,077	2.6	28	54	0.5

SL	Warehouse Name	Upazila Name	Condom			Shukhi			IUD			Injectables			Implant		
			CBL	AMD	MOS	CBL	AMD	MOS	CBL	AMD	MOS	CBL	AMD	MOS	CBL	AMD	MOS
76	Chittagong RWH	Satkania	42,700	12,717	3.4	41,130	12,265	3.4	149	55	2.7	2,923	1,317	2.2	0	77	0.0
77	Chittagong RWH	Sitakunda	79,300	29,325	2.7	39,755	17,163	2.3	119	74	1.6	2,316	2,097	1.1	2	87	0.0
78	Chittagong RWH	Teknaf	59,700	23,360	2.6	52,560	18,299	2.9	129	47	2.7	10,700	4,783	2.2	190	48	4.0
79	Chittagong RWH	Ukhia	15,200	5,896	2.6	21,285	5,938	3.6	20	14	1.4	2,424	1,054	2.3	450	167	2.7
80	Comilla RWH	Akhaura	112,600	10,303	10.9	56,205	6,250	9.0	241	11	21.9	2,983	1,023	2.9	110	25	4.4
81	Comilla RWH	Ashuganj	70,900	15,459	4.6	39,035	6,506	6.0	212	25	8.5	337	1,043	0.3	250	21	11.9
82	Comilla RWH	Banchhampur	238,700	24,250	9.8	99,675	10,813	9.2	227	50	4.5	6,692	3,067	2.2	100	46	2.2
83	Comilla RWH	Barura	250,300	34,432	7.3	44,468	22,048	2.0	173	41	4.2	1,840	3,571	0.5	0	37	0.0
84	Comilla RWH	Bijoyagar	242,600	18,702	13.0	48,930	10,845	4.5	75	13	5.8	723	1,960	0.4	0	23	0.0
85	Comilla RWH	Brahman Para	62,600	11,272	5.6	25,335	9,417	2.7	40	42	1.0	2,551	988	2.6	100	43	2.3
86	Comilla RWH	Brahmanbaria Sadar	189,900	55,855	3.4	67,140	15,730	4.3	328	77	4.3	489	3,289	0.1	170	80	2.1
87	Comilla RWH	Burichang	129,600	40,722	3.2	28,050	19,100	1.5	73	82	0.9	6,139	2,327	2.6	200	109	1.8
88	Comilla RWH	Chandina	289,789	28,310	10.2	116,375	15,557	7.5	17	57	0.3	4,456	2,981	1.5	572	32	17.9
89	Comilla RWH	Chandpur Sadar	37,800	19,197	2.0	33,165	15,932	2.1	183	74	2.5	3,018	2,972	1.0	0	94	0.0
90	Comilla RWH	Chauddagam	227,800	22,581	10.1	110,415	21,644	5.1	442	51	8.7	11,895	4,416	2.7	200	61	3.3
91	Comilla RWH	Comilla Adarsha Sadar	279,100	57,393	4.9	93,120	19,311	4.8	355	123	2.9	6,753	3,981	1.7	175	149	1.2
92	Comilla RWH	Comilla Sadar Dakshin	180,900	21,271	8.5	83,335	18,896	4.4	19	71	0.3	8,986	3,053	2.9	120	48	2.5
93	Comilla RWH	Daudkandi	159,100	27,034	5.9	51,500	14,193	3.6	329	73	4.5	3,361	2,482	1.4	0	32	0.0
94	Comilla RWH	Debidwar	265,400	23,137	11.5	68,940	21,333	3.2	365	133	2.7	5,566	3,600	1.5	200	35	5.7
95	Comilla RWH	Faridganj	232,100	20,766	11.2	108,414	13,946	7.8	402	29	13.9	7,886	3,083	2.6	300	61	4.9
96	Comilla RWH	Haim Char	33,700	3,591	9.4	24,900	4,941	5.0	147	8	18.4	2,950	801	3.7	20	17	1.2
97	Comilla RWH	Hajiganj	55,100	12,466	4.4	102,315	10,455	9.8	339	31	10.9	3,135	2,419	1.3	0	75	0.0
98	Comilla RWH	Homna	103,600	29,510	3.5	64,170	8,054	8.0	51	31	1.6	2,777	1,639	1.7	0	10	0.0
99	Comilla RWH	Kachua	165,500	23,160	7.1	85,530	14,379	5.9	197	44	4.5	15	4,232	0.0	100	26	3.8
100	Comilla RWH	Kasba	284,300	42,526	6.7	81,780	17,039	4.8	291	36	8.1	4,736	1,507	3.1	0	44	0.0



SL	Warehouse Name	Upazila Name	Condom			Shukhi			IUD			Injectables			Implant		
			CBL	AMD	MOS	CBL	AMD	MOS	CBL	AMD	MOS	CBL	AMD	MOS	CBL	AMD	MOS
101	Comilla RWH	Laksam	137,121	15,253	9.0	66,025	8,126	8.1	234	47	5.0	4,817	1,738	2.8	161	26	6.2
102	Comilla RWH	Manoharganj	222,000	13,323	16.7	58,100	8,958	6.5	277	22	12.6	4,174	1,419	2.9	0	36	0.0
103	Comilla RWH	Matlab Dakshin	185,100	12,854	14.4	64,080	7,360	8.7	745	17	43.8	8,199	2,629	3.1	722	50	14.4
104	Comilla RWH	Matlab Uttar	64,000	18,308	3.5	49,715	14,395	3.5	523	21	24.9	8,049	2,074	3.9	250	64	3.9
105	Comilla RWH	Meghna	79,300	6,147	12.9	29,905	4,471	6.7	61	4	15.3	1,237	1,017	1.2	55	8	6.9
106	Comilla RWH	Muradnagar	438,600	60,568	7.2	105,960	26,678	4.0	412	96	4.3	12,136	5,285	2.3	0	96	0.0
107	Comilla RWH	Nabinagar	342,800	54,968	6.2	114,855	17,027	6.7	297	62	4.8	7,829	3,129	2.5	50	59	0.8
108	Comilla RWH	Nangalkot	164,300	34,419	4.8	32,400	11,761	2.8	215	41	5.2	19,272	2,942	6.6	0	67	0.0
109	Comilla RWH	Nasirnagar	197,900	19,087	10.4	67,035	12,466	5.4	15	20	0.8	4,156	1,589	2.6	178	27	6.6
110	Comilla RWH	Sarail	327,700	28,534	11.5	134,325	11,375	11.8	112	27	4.1	5,105	2,007	2.5	0	63	0.0
111	Comilla RWH	Shahrasti	32,600	4,243	7.7	19,755	6,796	2.9	74	17	4.4	3,024	2,452	1.2	0	22	0.0
112	Comilla RWH	Titas	98,200	11,243	8.7	62,773	4,155	15.1	186	19	9.8	8,100	1,005	8.1	50	13	3.8
113	Dhaka CWH	Araihazar	68,000	14,033	4.8	43,886	22,257	2.0	265	66	4.0	6,670	3,334	2.0	0	96	0.0
114	Dhaka CWH	Bandar	111,900	54,011	2.1	34,385	19,438	1.8	174	45	3.9	4,332	2,247	1.9	0	44	0.0
115	Dhaka CWH	Belabo	34,200	15,040	2.3	25,380	12,245	2.1	5	24	0.2	2,952	1,540	1.9	200	42	4.8
116	Dhaka CWH	Daulatpur	30,200	13,071	2.3	23,295	11,739	2.0	103	24	4.3	2,707	1,223	2.2	0	34	0.0
117	Dhaka CWH	Dhamrai	62,700	30,648	2.0	57,585	26,429	2.2	307	115	2.7	3,931	1,922	2.0	0	70	0.0
118	Dhaka CWH	Dohar	48,352	15,947	3.0	25,188	8,378	3.0	332	10	33.2	2,320	751	3.1	0	46	0.0
119	Dhaka CWH	Gazaria	18,000	8,901	2.0	19,680	7,280	2.7	224	11	20.4	2,229	686	3.2	10	16	0.6
120	Dhaka CWH	Gazipur Sadar	124,800	91,971	1.4	68,640	41,672	1.6	343	104	3.3	6,571	3,506	1.9	0	120	0.0
121	Dhaka CWH	Ghior	51,100	23,835	2.1	163,900	10,809	15.2	136	19	7.2	13,077	1,158	11.3	0	45	0.0
122	Dhaka CWH	Harirampur	33,000	15,873	2.1	14,505	6,351	2.3	33	19	1.7	1,352	769	1.8	30	33	0.9
123	Dhaka CWH	Kaliakair	50,200	23,495	2.1	42,450	21,426	2.0	67	23	2.9	1,907	856	2.2	164	47	3.5
124	Dhaka CWH	Kaliganj	35,600	39,760	0.9	19,815	19,704	1.0	117	52	2.3	2,803	1,307	2.1	0	22	0.0
125	Dhaka CWH	Kapasia	58,000	26,155	2.2	119,405	19,982	6.0	186	49	3.8	2,276	1,115	2.0	0	39	0.0

SL	Warehouse Name	Upazila Name	Condom			Shukhi			IUD			Injectables			Implant		
			CBL	AMD	MOS	CBL	AMD	MOS	CBL	AMD	MOS	CBL	AMD	MOS	CBL	AMD	MOS
126	Dhaka CWH	Keraniganj	109,058	55,564	2.0	144,589	33,884	4.3	4	189	0.0	7,580	4,245	1.8	650	169	3.8
127	Dhaka CWH	Lohajang	48,500	22,155	2.2	22,200	10,881	2.0	151	20	7.6	2,029	977	2.1	192	49	3.9
128	Dhaka CWH	Manikganj Sadar	91,700	44,577	2.1	42,615	17,097	2.5	108	33	3.3	4,937	2,479	2.0	100	94	1.1
129	Dhaka CWH	Manohardi	64,600	30,233	2.1	527,608	15,933	33.1	66	88	0.8	5,291	2,596	2.0	0	22	0.0
130	Dhaka CWH	Mirpur	200,400	232,568	0.9	68,220	53,895	1.3	1,517	515	2.9	25,888	14,688	1.8	350	409	0.9
131	Dhaka CWH	Munshiganj Sadar	77,600	36,992	2.1	30,825	19,209	1.6	75	39	1.9	4,416	1,861	2.4	0	73	0.0
132	Dhaka CWH	Narayanganj Sadar	243,700	149,041	1.6	92,370	58,408	1.6	344	168	2.0	20,191	10,708	1.9	49	161	0.3
133	Dhaka CWH	Narsingdi Sadar	187,535	85,673	2.2	232,929	60,011	3.9	222	92	2.4	19,424	9,883	2.0	1,578	118	13.4
134	Dhaka CWH	Nawabganj	44,100	20,772	2.1	25,665	13,676	1.9	45	33	1.4	1,820	903	2.0	0	82	0.0
135	Dhaka CWH	Palash	27,600	11,555	2.4	17,955	11,869	1.5	107	28	3.8	3,442	1,400	2.5	0	30	0.0
136	Dhaka CWH	Roypura	79,200	77,575	1.0	65,205	24,339	2.7	606	91	6.7	14,880	5,471	2.7	448	23	19.5
137	Dhaka CWH	Rupganj	931,977	41,456	22.5	63,145	34,886	1.8	352	57	6.2	7,337	3,667	2.0	200	73	2.7
138	Dhaka CWH	Saturia	18,500	9,295	2.0	17,070	9,009	1.9	68	24	2.8	1,514	827	1.8	0	75	0.0
139	Dhaka CWH	Savar	195,100	88,249	2.2	77,385	39,129	2.0	101	112	0.9	6,238	3,428	1.8	100	80	1.3
140	Dhaka CWH	Serajdikhan	57,500	28,319	2.0	41,710	20,235	2.1	0	43	0.0	3,249	1,843	1.8	300	52	5.8
141	Dhaka CWH	Shibalaya	32,336	18,577	1.7	76,848	7,829	9.8	108	24	4.5	3,302	1,629	2.0	128	48	2.7
142	Dhaka CWH	Shibpur	58,700	27,044	2.2	42,444	19,499	2.2	58	61	1.0	4,975	2,775	1.8	128	74	1.7
143	Dhaka CWH	Singair	55,200	28,602	1.9	30,265	15,629	1.9	76	29	2.6	2,593	1,175	2.2	0	46	0.0
144	Dhaka CWH	Sonargaon	34,000	28,431	1.2	42,690	23,403	1.8	211	79	2.7	5,676	3,391	1.7	0	96	0.0
145	Dhaka CWH	Sreenagar	84,180	42,750	2.0	45,745	24,463	1.9	111	32	3.5	3,296	1,619	2.0	0	29	0.0
146	Dhaka CWH	Sreepur	958,800	52,226	18.4	366,057	33,611	10.9	132	64	2.1	4,821	2,686	1.8	0	95	0.0
147	Dhaka CWH	Tejgaon	443,900	409,203	1.1	38,745	151,828	0.3	1,400	537	2.6	47,760	24,746	1.9	115	448	0.3
148	Dhaka CWH	Tongi	139,500	71,236	2.0	60,495	18,628	3.2	200	92	2.2	4,635	2,154	2.2	50	138	0.4
149	Dhaka CWH	Tongibari	23,300	15,011	1.6	12,405	9,351	1.3	28	21	1.3	1,325	549	2.4	0	60	0.0
150	Dinajpur RWH	Atwari	10,300	7,626	1.4	49,262	12,476	3.9	55	14	3.9	1,520	1,248	1.2	0	33	0.0

SL	Warehouse Name	Upazila Name	Condom			Shukhi			IUD			Injectables			Implant		
			CBL	AMD	MOS	CBL	AMD	MOS	CBL	AMD	MOS	CBL	AMD	MOS	CBL	AMD	MOS
151	Dinajpur RWH	Baliadangi	17,300	4,665	3.7	45,765	12,577	3.6	107	13	8.2	5,849	2,898	2.0	0	25	0.0
152	Dinajpur RWH	Biral	24,300	10,602	2.3	70,845	16,207	4.4	84	21	4.0	3,277	1,463	2.2	0	122	0.0
153	Dinajpur RWH	Birampur	13,800	6,776	2.0	57,495	6,372	9.0	133	22	6.0	2,938	360	8.2	0	46	0.0
154	Dinajpur RWH	Birganj	33,200	9,935	3.3	53,325	24,827	2.1	80	54	1.5	4,286	1,958	2.2	0	157	0.0
155	Dinajpur RWH	Bochaganj	17,900	6,209	2.9	54,192	13,721	3.9	47	33	1.4	2,254	967	2.3	0	53	0.0
156	Dinajpur RWH	Boda	13,900	8,257	1.7	33,945	20,414	1.7	108	23	4.7	5,636	2,550	2.2	0	114	0.0
157	Dinajpur RWH	Chirirbandar	36,900	6,132	6.0	64,725	17,011	3.8	74	17	4.4	3,769	1,464	2.6	0	107	0.0
158	Dinajpur RWH	Debiganj	30,900	13,643	2.3	60,915	29,230	2.1	158	49	3.2	7,780	3,908	2.0	0	97	0.0
159	Dinajpur RWH	Dinajpur Sadar	56,600	36,097	1.6	47,730	24,603	1.9	146	64	2.3	8,718	4,535	1.9	0	174	0.0
160	Dinajpur RWH	Fulbari	25,200	5,834	4.3	64,800	8,867	7.3	87	26	3.3	2,068	355	5.8	10	47	0.2
161	Dinajpur RWH	Haripur	12,900	5,244	2.5	14,400	10,206	1.4	69	8	8.6	2,721	1,506	1.8	0	21	0.0
162	Dinajpur RWH	Kaharole	15,800	3,756	4.2	45,954	9,738	4.7	78	10	7.8	3,380	940	3.6	0	78	0.0
163	Dinajpur RWH	Khansama	15,800	4,854	3.3	31,605	14,367	2.2	67	14	4.8	3,697	1,360	2.7	20	135	0.1
164	Dinajpur RWH	Nawabganj	28,300	10,625	2.7	34,365	15,789	2.2	106	14	7.6	3,857	1,691	2.3	0	114	0.0
165	Dinajpur RWH	Panchagarh Sadar	22,400	9,352	2.4	40,710	19,647	2.1	126	29	4.3	6,615	2,816	2.3	0	64	0.0
166	Dinajpur RWH	Parbatipur	64,800	26,262	2.5	63,173	26,782	2.4	256	137	1.9	7,244	3,237	2.2	0	125	0.0
167	Dinajpur RWH	Pirganj	19,400	7,105	2.7	18,015	14,778	1.2	76	21	3.6	4,785	2,119	2.3	0	103	0.0
168	Dinajpur RWH	Ranisankail	20,600	6,011	3.4	25,440	15,791	1.6	70	15	4.7	5,752	1,752	3.3	0	55	0.0
169	Dinajpur RWH	Tentulia	22,200	7,007	3.2	38,397	9,988	3.8	100	21	4.8	3,014	544	5.5	70	46	1.5
170	Dinajpur RWH	Thakurgaon Sadar	47,700	20,419	2.3	89,640	34,282	2.6	102	61	1.7	11,635	6,548	1.8	0	133	0.0
171	Faridpur RWH	Agailjhara	20,810	10,018	2.1	20,692	10,223	2.0	114	12	9.5	673	664	1.0	0	63	0.0
172	Faridpur RWH	Alfadanga	41,020	21,818	1.9	14,799	7,296	2.0	164	10	16.4	1,669	891	1.9	0	26	0.0
173	Faridpur RWH	Babuganj	17,500	5,127	3.4	19,245	6,968	2.8	102	28	3.6	1,555	735	2.1	0	52	0.0
174	Faridpur RWH	Baliakandi	63,600	27,575	2.3	39,585	16,430	2.4	73	35	2.1	4,067	1,434	2.8	0	67	0.0
175	Faridpur RWH	Banari Para	21,100	5,918	3.6	23,357	8,387	2.8	106	18	5.9	2,678	640	4.2	0	57	0.0

SL	Warehouse Name	Upazila Name	Condom			Shukhi			IUD			Injectables			Implant		
			CBL	AMD	MOS	CBL	AMD	MOS	CBL	AMD	MOS	CBL	AMD	MOS	CBL	AMD	MOS
176	Faridpur RWH	Barisal Sadar (kotwali)	86,400	35,406	2.4	31,720	19,109	1.7	57	49	1.2	6,884	3,269	2.1	477	98	4.9
177	Faridpur RWH	Bhanga	41,000	22,812	1.8	44,080	15,218	2.9	212	41	5.2	4,254	861	4.9	0	23	0.0
178	Faridpur RWH	Bhedarganj	35,700	13,713	2.6	30,285	10,356	2.9	107	35	3.1	5,546	1,978	2.8	0	44	0.0
179	Faridpur RWH	Boalmari	55,600	30,295	1.8	38,650	16,088	2.4	192	32	6.0	4,990	1,613	3.1	64	53	1.2
180	Faridpur RWH	Char Bhadrasan	16,700	6,875	2.4	7,164	2,751	2.6	37	11	3.4	1,746	258	6.8	0	12	0.0
181	Faridpur RWH	Damudya	23,700	8,655	2.7	20,335	5,230	3.9	122	26	4.7	2,132	640	3.3	80	15	5.3
182	Faridpur RWH	Faridpur Sadar	87,500	51,167	1.7	43,220	21,854	2.0	122	56	2.2	6,688	3,640	1.8	64	84	0.8
183	Faridpur RWH	Gaurnadi	34,100	9,659	3.5	28,555	10,493	2.7	111	24	4.6	2,108	1,198	1.8	8	40	0.2
184	Faridpur RWH	Goalanda	55,700	26,596	2.1	14,460	7,393	2.0	101	9	11.2	3,325	1,692	2.0	100	57	1.8
185	Faridpur RWH	Gopalganj Sadar	74,536	33,308	2.2	49,462	17,799	2.8	182	44	4.1	7,253	1,207	6.0	73	44	1.7
186	Faridpur RWH	Gosairhat	34,700	14,132	2.5	29,130	9,800	3.0	162	59	2.7	2,974	1,068	2.8	64	34	1.9
187	Faridpur RWH	Jhalokati Sadar	18,800	11,487	1.6	27,105	10,156	2.7	33	27	1.2	3,039	995	3.1	0	86	0.0
188	Faridpur RWH	Kalkini	30,100	12,621	2.4	32,145	14,265	2.3	116	22	5.3	3,215	1,452	2.2	0	68	0.0
189	Faridpur RWH	Kashiani	24,800	29,088	0.9	21,620	18,765	1.2	130	28	4.6	5,928	1,463	4.1	256	10	25.6
190	Faridpur RWH	Kotalipara	60,100	9,311	6.5	36,360	14,965	2.4	101	17	5.9	2,546	753	3.4	50	58	0.9
191	Faridpur RWH	Madaripur Sadar	43,900	21,534	2.0	46,725	24,272	1.9	225	95	2.4	8,643	4,671	1.9	100	117	0.9
192	Faridpur RWH	Madhukhali	30,600	18,950	1.6	34,005	17,808	1.9	64	30	2.1	3,966	1,847	2.1	0	54	0.0
193	Faridpur RWH	Muksudpur	88,800	38,945	2.3	75,862	30,895	2.5	173	38	4.6	6,021	2,368	2.5	192	46	4.2
194	Faridpur RWH	Nagarkanda	35,300	18,227	1.9	26,290	12,574	2.1	110	31	3.5	2,380	654	3.6	128	21	6.1
195	Faridpur RWH	Naria	50,200	11,709	4.3	39,290	12,178	3.2	153	24	6.4	4,722	1,032	4.6	192	25	7.7
196	Faridpur RWH	Nesarabad (swarupkati)	23,800	9,771	2.4	26,475	12,734	2.1	61	25	2.4	2,373	1,052	2.3	0	31	0.0
197	Faridpur RWH	Pangsha	77,700	37,089	2.1	53,900	26,772	2.0	92	50	1.8	6,329	2,627	2.4	128	136	0.9
198	Faridpur RWH	Rajbari Sadar	71,300	31,633	2.3	39,495	17,299	2.3	207	132	1.6	6,578	2,702	2.4	328	181	1.8
199	Faridpur RWH	Rajoir	44,200	16,920	2.6	52,920	15,859	3.3	92	24	3.8	4,930	1,616	3.1	0	30	0.0
200	Faridpur RWH	Sadarpur	30,500	13,924	2.2	50,351	7,992	6.3	144	18	8.0	2,777	797	3.5	64	32	2.0

SL	Warehouse Name	Upazila Name	Condom			Shukhi			IUD			Injectables			Implant		
			CBL	AMD	MOS	CBL	AMD	MOS	CBL	AMD	MOS	CBL	AMD	MOS	CBL	AMD	MOS
201	Faridpur RWH	Saltha	32,100	14,032	2.3	21,030	9,810	2.1	126	25	5.0	2,108	742	2.8	0	56	0.0
202	Faridpur RWH	Shariatpur Sadar	43,300	14,433	3.0	32,456	8,601	3.8	177	55	3.2	5,715	1,182	4.8	256	56	4.6
203	Faridpur RWH	Shib Char	39,000	30,865	1.3	38,160	24,491	1.6	175	29	6.0	5,000	2,804	1.8	0	67	0.0
204	Faridpur RWH	Tungipara	41,100	16,789	2.4	27,570	12,555	2.2	83	12	6.9	2,147	721	3.0	0	22	0.0
205	Faridpur RWH	Wazirpur	38,100	13,469	2.8	33,075	14,830	2.2	117	14	8.4	2,437	1,112	2.2	0	89	0.0
206	Faridpur RWH	Zanjira	30,000	18,407	1.6	19,515	12,129	1.6	89	26	3.4	1,768	1,187	1.5	100	39	2.6
207	Jamalpur RWH	Bakshiganj	39,900	15,211	2.6	24,795	13,894	1.8	9	53	0.2	2,162	1,018	2.1	128	90	1.4
208	Jamalpur RWH	Char Rajibpur	95,100	44,290	2.1	14,602	7,300	2.0	97	5	19.4	3,353	1,364	2.5	64	26	2.5
209	Jamalpur RWH	Dewanganj	67,800	29,016	2.3	37,065	17,029	2.2	142	32	4.4	7,472	3,696	2.0	212	141	1.5
210	Jamalpur RWH	Islampur	84,000	40,986	2.0	53,584	26,227	2.0	146	41	3.6	5,470	3,027	1.8	502	162	3.1
211	Jamalpur RWH	Jamalpur Sadar	112,300	55,658	2.0	91,888	43,788	2.1	197	105	1.9	11,104	5,692	2.0	384	218	1.8
212	Jamalpur RWH	Jhenaigati	36,100	14,861	2.4	42,180	16,627	2.5	22	12	1.8	2,879	1,306	2.2	192	31	6.2
213	Jamalpur RWH	Madarganj	23,600	22,323	1.1	17,925	17,363	1.0	51	63	0.8	3,230	1,247	2.6	456	65	7.0
214	Jamalpur RWH	Melandaha	116,700	29,071	4.0	140,010	22,075	6.3	150	49	3.1	5,950	2,935	2.0	350	55	6.4
215	Jamalpur RWH	Nakla	178,700	11,594	15.4	143,570	13,314	10.8	12	31	0.4	3,286	1,616	2.0	30	88	0.3
216	Jamalpur RWH	Nalitabari	49,700	21,508	2.3	42,270	19,486	2.2	14	15	0.9	3,214	1,771	1.8	192	85	2.3
217	Jamalpur RWH	Raumari	99,000	53,304	1.9	27,510	12,552	2.2	23	11	2.1	5,248	2,647	2.0	64	42	1.5
218	Jamalpur RWH	Sarishabari	107,500	29,984	3.6	69,855	22,267	3.1	120	51	2.4	4,198	1,922	2.2	0	65	0.0
219	Jamalpur RWH	Sherpur Sadar	60,700	46,671	1.3	65,575	36,563	1.8	256	77	3.3	18,510	9,411	2.0	338	72	4.7
220	Jamalpur RWH	Sreebardi	148,400	20,119	7.4	99,290	17,675	5.6	87	12	7.3	3,584	1,984	1.8	256	68	3.8
221	Jessore RWH	Abhaynagar	52,000	22,579	2.3	42,030	11,805	3.6	170	34	5.0	11,179	2,876	3.9	128	51	2.5
222	Jessore RWH	Bagher Para	49,100	33,756	1.5	28,945	15,284	1.9	149	49	3.0	3,882	2,029	1.9	0	64	0.0
223	Jessore RWH	Chaugachha	70,700	22,192	3.2	29,610	12,522	2.4	189	14	13.5	3,040	1,781	1.7	64	43	1.5
224	Jessore RWH	Harinakunda	46,900	8,190	5.7	34,420	15,548	2.2	38	26	1.5	2,257	1,171	1.9	192	66	2.9
225	Jessore RWH	Jessore Sadar	96,700	91,357	1.1	45,810	52,373	0.9	420	90	4.7	17,503	9,286	1.9	382	183	2.1



SL	Warehouse Name	Upazila Name	Condom			Shukhi			IUD			Injectables			Implant		
			CBL	AMD	MOS	CBL	AMD	MOS	CBL	AMD	MOS	CBL	AMD	MOS	CBL	AMD	MOS
226	Jessore RWH	Jhenaidah Sadar	58,500	37,246	1.6	53,565	26,979	2.0	267	94	2.8	7,690	3,546	2.2	344	87	4.0
227	Jessore RWH	Jhikargachha	40,500	21,355	1.9	24,735	13,749	1.8	150	36	4.2	3,200	2,789	1.1	10	47	0.2
228	Jessore RWH	Kalia	96,000	18,410	5.2	24,055	11,497	2.1	70	14	5.0	1,400	823	1.7	0	17	0.0
229	Jessore RWH	Kaliganj	44,900	21,600	2.1	24,360	17,208	1.4	220	12	18.3	2,768	1,446	1.9	64	26	2.5
230	Jessore RWH	Keshabpur	30,800	16,753	1.8	21,435	13,158	1.6	92	22	4.2	4,630	2,586	1.8	128	35	3.7
231	Jessore RWH	Kotchandpur	18,010	7,119	2.5	21,555	7,408	2.9	95	10	9.5	2,250	1,074	2.1	64	15	4.3
232	Jessore RWH	Lohagara	17,100	29,835	0.6	14,920	14,553	1.0	120	24	5.0	4,000	1,942	2.1	0	63	0.0
233	Jessore RWH	Magura Sadar	58,700	35,858	1.6	37,150	31,864	1.2	170	74	2.3	7,592	3,880	2.0	128	88	1.5
234	Jessore RWH	Maheshpur	164,300	25,749	6.4	40,110	16,037	2.5	54	32	1.7	6,000	3,609	1.7	128	61	2.1
235	Jessore RWH	Manirampur	64,700	30,656	2.1	36,675	24,794	1.5	215	98	2.2	13,015	6,167	2.1	64	75	0.9
236	Jessore RWH	Mohammadpur	17,500	6,805	2.6	18,005	11,278	1.6	126	12	10.5	1,720	971	1.8	346	48	7.2
237	Jessore RWH	Narail Sadar	81,100	34,518	2.3	43,330	20,165	2.1	401	44	9.1	11,429	2,299	5.0	192	58	3.3
238	Jessore RWH	Shailkupa	62,700	29,344	2.1	44,130	25,575	1.7	100	28	3.6	3,717	1,838	2.0	64	106	0.6
239	Jessore RWH	Shalikha	17,660	6,019	2.9	23,343	8,212	2.8	89	14	6.4	795	672	1.2	0	34	0.0
240	Jessore RWH	Sharsha	38,200	34,692	1.1	33,225	19,165	1.7	116	36	3.2	7,467	3,849	1.9	256	51	5.0
241	Jessore RWH	Sreepur	29,700	12,092	2.5	22,575	11,089	2.0	46	11	4.2	2,137	983	2.2	64	46	1.4
242	Khulna RWH	Assasuni	27,800	19,475	1.4	24,585	22,820	1.1	40	14	2.9	3,290	1,607	2.0	0	58	0.0
243	Khulna RWH	Bagerhat Sadar	55,000	29,198	1.9	48,375	20,270	2.4	164	63	2.6	4,219	2,188	1.9	0	70	0.0
244	Khulna RWH	Batiaghata	30,500	16,232	1.9	23,655	13,771	1.7	83	19	4.4	2,190	972	2.3	0	34	0.0
245	Khulna RWH	Bhandaria	24,300	12,161	2.0	19,200	7,684	2.5	155	22	7.0	2,321	1,023	2.3	103	30	3.4
246	Khulna RWH	Chitalmari	43,200	19,460	2.2	26,885	10,322	2.6	150	7	21.4	2,408	1,339	1.8	0	31	0.0
247	Khulna RWH	Dacope	55,400	9,051	6.1	34,545	11,524	3.0	108	3	36.0	2,386	740	3.2	0	52	0.0
248	Khulna RWH	Daulatpur	321,000	62,454	5.1	73,395	19,770	3.7	180	70	2.6	13,900	5,881	2.4	40	186	0.2
249	Khulna RWH	Debhata	28,700	12,270	2.3	19,455	7,777	2.5	59	9	6.6	1,459	535	2.7	0	37	0.0
250	Khulna RWH	Dumuria	103,700	29,177	3.6	81,730	22,072	3.7	81	58	1.4	5,244	2,414	2.2	0	155	0.0

SL	Warehouse Name	Upazila Name	Condom			Shukhi			IUD			Injectables			Implant		
			CBL	AMD	MOS	CBL	AMD	MOS	CBL	AMD	MOS	CBL	AMD	MOS	CBL	AMD	MOS
251	Khulna RWH	Fakirhat	35,000	12,642	2.8	17,190	8,735	2.0	29	18	1.6	1,633	755	2.2	0	26	0.0
252	Khulna RWH	Kachua	40,000	15,447	2.6	21,825	8,314	2.6	89	16	5.6	1,831	743	2.5	0	15	0.0
253	Khulna RWH	Kalaroa	53,400	24,233	2.2	30,870	10,458	3.0	114	10	11.4	2,242	1,618	1.4	10	47	0.2
254	Khulna RWH	Kaliganj	312,200	25,054	12.5	48,585	20,142	2.4	90	18	5.0	2,960	1,488	2.0	328	41	8.0
255	Khulna RWH	Kanthalia	16,200	7,433	2.2	13,965	5,288	2.6	71	13	5.5	1,632	711	2.3	84	23	3.7
256	Khulna RWH	Kawkhali	11,900	4,293	2.8	12,740	3,654	3.5	70	16	4.4	895	326	2.7	0	28	0.0
257	Khulna RWH	Khulna Sadar	216,400	136,134	1.6	65,341	45,811	1.4	163	122	1.3	7,677	6,366	1.2	63	72	0.9
258	Khulna RWH	Koyra	30,000	14,731	2.0	24,915	19,762	1.3	84	11	7.6	1,661	617	2.7	128	29	4.4
259	Khulna RWH	Mathbaria	83,200	13,411	6.2	65,325	16,260	4.0	135	64	2.1	3,730	1,682	2.2	64	39	1.6
260	Khulna RWH	Mollahat	35,700	11,965	3.0	25,665	10,254	2.5	72	11	6.5	1,747	520	3.4	0	14	0.0
261	Khulna RWH	Mongla	42,900	23,817	1.8	27,780	12,085	2.3	94	27	3.5	3,221	1,666	1.9	50	23	2.2
262	Khulna RWH	Morrelganj	128,800	25,554	5.0	197,435	27,180	7.3	129	48	2.7	6,840	2,111	3.2	34	41	0.8
263	Khulna RWH	Nazirpur	32,100	13,846	2.3	25,785	11,770	2.2	72	19	3.8	3,040	1,207	2.5	64	32	2.0
264	Khulna RWH	Paikgachha	34,900	12,869	2.7	31,320	21,256	1.5	110	16	6.9	2,600	1,294	2.0	0	65	0.0
265	Khulna RWH	Phultala	55,000	17,681	3.1	20,535	6,717	3.1	80	51	1.6	3,060	1,020	3.0	0	57	0.0
266	Khulna RWH	Pirojpur Sadar	27,200	11,780	2.3	22,545	8,806	2.6	137	62	2.2	2,797	1,036	2.7	68	55	1.2
267	Khulna RWH	Rajapur	18,500	9,261	2.0	16,065	5,635	2.9	23	10	2.3	1,673	663	2.5	0	20	0.0
268	Khulna RWH	Rampal	64,800	17,296	3.7	35,650	11,010	3.2	8	26	0.3	1,886	556	3.4	0	37	0.0
269	Khulna RWH	Rupsa	41,700	15,068	2.8	26,850	10,344	2.6	155	64	2.4	1,488	621	2.4	164	93	1.8
270	Khulna RWH	Sarankhola	68,300	15,406	4.4	46,935	11,584	4.1	76	20	3.8	3,202	1,529	2.1	20	26	0.8
271	Khulna RWH	Satkhira Sadar	61,900	58,879	1.1	34,285	23,183	1.5	134	59	2.3	8,449	4,339	1.9	0	76	0.0
272	Khulna RWH	Shyamnagar	395,200	19,917	19.8	59,775	25,220	2.4	58	15	3.9	2,546	1,145	2.2	0	89	0.0
273	Khulna RWH	Tala	24,300	15,143	1.6	31,935	17,352	1.8	116	65	1.8	4,622	2,226	2.1	0	55	0.0
274	Khulna RWH	Terokhada	131,800	19,077	6.9	81,615	10,238	8.0	40	14	2.9	1,435	497	2.9	64	20	3.2
275	Khulna RWH	Zianagar	11,600	3,298	3.5	8,845	3,678	2.4	86	27	3.2	1,456	516	2.8	0	16	0.0

SL	Warehouse Name	Upazila Name	Condom			Shukhi			IUD			Injectables			Implant		
			CBL	AMD	MOS	CBL	AMD	MOS	CBL	AMD	MOS	CBL	AMD	MOS	CBL	AMD	MOS
276	Kushtia RWH	Alamdanga	37,900	18,792	2.0	36,375	18,268	2.0	40	17	2.4	6,400	3,007	2.1	0	110	0.0
277	Kushtia RWH	Bheramara	51,500	25,150	2.0	20,025	11,051	1.8	25	7	3.6	3,951	1,991	2.0	0	14	0.0
278	Kushtia RWH	Chuadanga Sadar	68,000	36,619	1.9	32,775	16,844	1.9	92	60	1.5	7,502	3,745	2.0	0	45	0.0
279	Kushtia RWH	Damurhuda	45,600	19,779	2.3	28,560	12,657	2.3	10	30	0.3	6,310	3,298	1.9	0	44	0.0
280	Kushtia RWH	Daulatpur	97,616	43,644	2.2	49,433	24,397	2.0	24	6	4.0	8,071	4,148	1.9	0	48	0.0
281	Kushtia RWH	Gangni	70,400	30,851	2.3	37,305	18,742	2.0	26	21	1.2	10,826	5,360	2.0	10	31	0.3
282	Kushtia RWH	Jiban Nagar	34,900	16,594	2.1	22,005	12,113	1.8	45	26	1.7	3,826	1,983	1.9	0	76	0.0
283	Kushtia RWH	Khoksa	38,500	17,543	2.2	17,005	8,390	2.0	7	2	3.5	1,151	559	2.1	0	43	0.0
284	Kushtia RWH	Kumarkhali	69,580	32,396	2.1	31,626	15,285	2.1	27	16	1.7	5,253	2,688	2.0	0	50	0.0
285	Kushtia RWH	Kushtia Sadar	104,200	57,065	1.8	63,375	31,540	2.0	51	66	0.8	10,340	5,371	1.9	68	131	0.5
286	Kushtia RWH	Meherpur Sadar	102,200	32,349	3.2	45,495	12,025	3.8	27	24	1.1	10,502	3,051	3.4	64	28	2.3
287	Kushtia RWH	Mirpur	40,600	29,608	1.4	37,080	17,321	2.1	25	9	2.8	4,575	2,359	1.9	64	29	2.2
288	Kushtia RWH	Mujib Nagar	19,300	8,810	2.2	7,605	3,601	2.1	35	3	11.7	2,838	1,310	2.2	0	49	0.0
289	Mymensingh RWH	Atpara	23,100	9,312	2.5	33,335	12,653	2.6	50	6	8.3	1,791	795	2.3	0	54	0.0
290	Mymensingh RWH	Austagram	37,900	14,376	2.6	29,082	8,900	3.3	103	25	4.1	2,168	1,235	1.8	192	40	4.8
291	Mymensingh RWH	Bajitpur	45,900	19,154	2.4	36,795	15,521	2.4	2	13	0.2	2,118	898	2.4	0	36	0.0
292	Mymensingh RWH	Barhatta	34,000	15,742	2.2	33,645	14,116	2.4	0	16	0.0	3,160	1,551	2.0	0	46	0.0
293	Mymensingh RWH	Bhairab	62,000	36,023	1.7	46,635	22,615	2.1	70	24	2.9	3,664	2,084	1.8	200	96	2.1
294	Mymensingh RWH	Bhaluka	57,200	30,744	1.9	48,930	35,436	1.4	251	91	2.8	2,117	2,116	1.0	164	138	1.2
295	Mymensingh RWH	Dharampasha	48,000	19,748	2.4	33,315	17,265	1.9	45	16	2.8	3,750	1,812	2.1	0	227	0.0
296	Mymensingh RWH	Dhobaura	45,000	24,687	1.8	38,355	16,506	2.3	40	9	4.4	3,300	1,474	2.2	20	9	2.2
297	Mymensingh RWH	Durgapur	38,700	22,614	1.7	43,209	17,101	2.5	54	23	2.3	4,798	2,351	2.0	478	50	9.6
298	Mymensingh RWH	Fulbaria	57,700	22,029	2.6	86,985	40,338	2.2	102	37	2.8	2,937	1,496	2.0	128	27	4.7
299	Mymensingh RWH	Gaffargaon	104,100	50,460	2.1	73,755	35,589	2.1	68	36	1.9	4,798	2,207	2.2	192	57	3.4
300	Mymensingh RWH	Gauripur	45,600	21,190	2.2	48,420	24,303	2.0	78	40	2.0	4,345	2,039	2.1	128	49	2.6

SL	Warehouse Name	Upazila Name	Condom			Shukhi			IUD			Injectables			Implant		
			CBL	AMD	MOS	CBL	AMD	MOS	CBL	AMD	MOS	CBL	AMD	MOS	CBL	AMD	MOS
301	Mymensingh RWH	Haluaghat	54,400	24,960	2.2	56,595	27,427	2.1	234	13	18.0	3,403	1,905	1.8	128	53	2.4
302	Mymensingh RWH	Hossainpur	40,000	16,956	2.4	42,870	19,418	2.2	8	48	0.2	2,523	1,517	1.7	64	42	1.5
303	Mymensingh RWH	Ishwarganj	41,000	17,168	2.4	85,240	41,527	2.1	36	13	2.8	3,868	1,671	2.3	164	51	3.2
304	Mymensingh RWH	Itna	38,300	18,294	2.1	37,710	17,895	2.1	72	22	3.3	1,574	742	2.1	0	30	0.0
305	Mymensingh RWH	Kalmakanda	71,600	32,018	2.2	55,020	23,148	2.4	46	9	5.1	3,302	1,724	1.9	103	38	2.7
306	Mymensingh RWH	Karimganj	45,300	20,028	2.3	60,530	21,283	2.8	80	39	2.1	2,786	1,337	2.1	300	123	2.4
307	Mymensingh RWH	Katiadi	77,397	35,701	2.2	41,693	19,655	2.1	161	42	3.8	4,704	2,124	2.2	200	57	3.5
308	Mymensingh RWH	Kendua	32,800	15,713	2.1	49,005	25,181	1.9	167	30	5.6	2,824	1,267	2.2	70	57	1.2
309	Mymensingh RWH	Khaliajuri	28,400	6,480	4.4	21,290	6,442	3.3	27	9	3.0	1,199	485	2.5	78	19	4.1
310	Mymensingh RWH	Kishoreganj Sadar	85,500	46,078	1.9	59,940	31,972	1.9	380	88	4.3	4,898	2,333	2.1	236	97	2.4
311	Mymensingh RWH	Kuliar Char	43,900	17,257	2.5	42,490	14,494	2.9	41	21	2.0	2,984	1,202	2.5	0	45	0.0
312	Mymensingh RWH	Madan	25,800	14,060	1.8	35,342	14,486	2.4	11	13	0.8	1,582	735	2.2	0	58	0.0
313	Mymensingh RWH	Mithamain	38,900	12,617	3.1	25,920	8,728	3.0	51	6	8.5	913	215	4.2	128	18	7.1
314	Mymensingh RWH	Mohanganj	27,600	12,218	2.3	38,165	19,897	1.9	73	19	3.8	1,932	1,044	1.9	128	32	4.0
315	Mymensingh RWH	Muktagachha	65,800	28,907	2.3	79,425	40,625	2.0	35	15	2.3	3,845	1,971	2.0	128	54	2.4
316	Mymensingh RWH	Mymensingh Sadar	172,200	82,165	2.1	106,995	52,931	2.0	366	213	1.7	7,595	3,731	2.0	200	262	0.8
317	Mymensingh RWH	Nandail	36,300	17,186	2.1	96,390	50,906	1.9	140	40	3.5	5,350	2,530	2.1	512	33	15.5
318	Mymensingh RWH	Netrakona Sadar	56,900	35,582	1.6	58,845	27,252	2.2	31	31	1.0	5,616	2,629	2.1	200	112	1.8
319	Mymensingh RWH	Nikli	33,400	16,231	2.1	29,081	8,445	3.4	96	23	4.2	1,648	798	2.1	200	49	4.1
320	Mymensingh RWH	Pakundia	45,900	21,669	2.1	39,210	17,649	2.2	73	27	2.7	3,185	1,527	2.1	128	53	2.4
321	Mymensingh RWH	Phulpur	57,700	28,009	2.1	83,965	51,336	1.6	123	85	1.4	4,319	2,094	2.1	768	154	5.0
322	Mymensingh RWH	Purbadhala	42,300	20,837	2.0	52,815	26,238	2.0	81	16	5.1	5,240	2,420	2.2	300	97	3.1
323	Mymensingh RWH	Tarail	45,550	21,554	2.1	44,025	14,372	3.1	41	19	2.2	1,604	845	1.9	0	32	0.0
324	Mymensingh RWH	Trishal	67,600	33,264	2.0	84,825	42,863	2.0	107	32	3.3	4,300	2,147	2.0	712	58	12.3
325	Noakhali RWH	Begumganj	18,268	30,969	0.6	12,840	17,153	0.7	86	103	0.8	1,057	2,509	0.4	0	125	0.0

SL	Warehouse Name	Upazila Name	Condom			Shukhi			IUD			Injectables			Implant		
			CBL	AMD	MOS	CBL	AMD	MOS	CBL	AMD	MOS	CBL	AMD	MOS	CBL	AMD	MOS
326	Noakhali RWH	Chatkhil	7,300	6,148	1.2	8,310	5,240	1.6	137	14	9.8	592	928	0.6	0	36	0.0
327	Noakhali RWH	Chhagalnaiya	12,600	10,443	1.2	13,290	7,549	1.8	56	25	2.2	10,043	1,134	8.9	0	27	0.0
328	Noakhali RWH	Companiganj	8,500	16,776	0.5	5,961	9,007	0.7	96	31	3.1	406	2,078	0.2	100	35	2.9
329	Noakhali RWH	Daganbhuiyan	25,500	25,196	1.0	10,680	9,323	1.1	42	30	1.4	2,660	1,307	2.0	0	33	0.0
330	Noakhali RWH	Feni Sadar	67,100	60,596	1.1	23,769	20,355	1.2	305	131	2.3	5,672	4,559	1.2	251	79	3.2
331	Noakhali RWH	Fulgazi	21,700	11,728	1.9	20,880	5,885	3.5	99	21	4.7	1,843	800	2.3	50	13	3.8
332	Noakhali RWH	Hatiya	52,000	19,662	2.6	28,740	15,704	1.8	147	52	2.8	8,004	2,961	2.7	600	242	2.5
333	Noakhali RWH	Kabirhat	18,300	14,017	1.3	13,325	8,382	1.6	131	14	9.4	3,060	1,653	1.9	10	55	0.2
334	Noakhali RWH	Kamalnagar	23,300	10,376	2.2	26,034	6,699	3.9	122	13	9.4	5,885	2,978	2.0	0	75	0.0
335	Noakhali RWH	Lakshmipur Sadar	18,400	26,745	0.7	15,015	19,614	0.8	100	123	0.8	7,150	7,111	1.0	142	204	0.7
336	Noakhali RWH	Noakhali Sadar	5,289	44,610	0.1	2,001	16,992	0.1	25	76	0.3	2,871	4,316	0.7	0	66	0.0
337	Noakhali RWH	Parshuram	15,100	14,213	1.1	15,569	6,126	2.5	67	12	5.6	3,452	1,055	3.3	0	24	0.0
338	Noakhali RWH	Ramganj	23,200	7,998	2.9	10,245	5,901	1.7	69	41	1.7	3,466	1,830	1.9	0	52	0.0
339	Noakhali RWH	Ramgati	25,257	9,067	2.8	16,828	8,507	2.0	109	15	7.3	7,633	3,739	2.0	0	82	0.0
340	Noakhali RWH	Roypur	20,300	5,112	4.0	24,615	9,195	2.7	187	44	4.3	6,309	1,743	3.6	100	51	2.0
341	Noakhali RWH	Senbagh	24,000	16,704	1.4	7,320	10,045	0.7	109	19	5.7	2,495	1,539	1.6	0	55	0.0
342	Noakhali RWH	Sonagazi	56,800	17,667	3.2	75,300	10,291	7.3	70	33	2.1	5,300	2,851	1.9	0	47	0.0
343	Noakhali RWH	Sonaimuri	24,100	12,511	1.9	14,985	8,562	1.8	31	15	2.1	3,162	1,924	1.6	10	31	0.3
344	Noakhali RWH	Subarnachar	25,600	26,183	1.0	17,720	9,412	1.9	150	7	21.4	3,325	1,948	1.7	0	48	0.0
345	Pabna RWH	Atgharia	19,400	9,517	2.0	31,650	10,538	3.0	95	14	6.8	2,096	666	3.1	100	27	3.7
346	Pabna RWH	Belkuchi	102,300	49,461	2.1	52,275	25,927	2.0	184	23	8.0	4,378	2,110	2.1	100	41	2.4
347	Pabna RWH	Bera	27,000	12,717	2.1	33,060	14,093	2.3	184	65	2.8	3,166	1,536	2.1	20	34	0.6
348	Pabna RWH	Bhangura	36,900	12,830	2.9	57,980	9,155	6.3	153	18	8.5	872	226	3.9	100	44	2.3
349	Pabna RWH	Chatmohar	70,200	36,205	1.9	59,955	27,943	2.1	175	59	3.0	2,456	1,231	2.0	200	55	3.6
350	Pabna RWH	Faridpur	20,800	8,165	2.5	52,845	5,698	9.3	73	20	3.7	2,416	1,267	1.9	100	43	2.3

SL	Warehouse Name	Upazila Name	Condom			Shukhi			IUD			Injectables			Implant		
			CBL	AMD	MOS	CBL	AMD	MOS	CBL	AMD	MOS	CBL	AMD	MOS	CBL	AMD	MOS
351	Pabna RWH	Ishwardi	74,900	38,983	1.9	68,691	19,667	3.5	154	37	4.2	4,949	2,639	1.9	100	92	1.1
352	Pabna RWH	Kamarkhanda	20,600	8,825	2.3	28,645	8,409	3.4	92	14	6.6	2,736	1,234	2.2	0	26	0.0
353	Pabna RWH	Kazipur	67,100	36,294	1.8	39,165	17,108	2.3	189	64	3.0	6,950	2,263	3.1	0	86	0.0
354	Pabna RWH	Pabna Sadar	104,200	88,380	1.2	100,800	58,215	1.7	260	163	1.6	1,600	10,107	0.2	150	86	1.7
355	Pabna RWH	Royganj	56,500	29,084	1.9	46,800	21,698	2.2	115	45	2.6	5,230	2,711	1.9	0	28	0.0
356	Pabna RWH	Santhia	73,200	32,703	2.2	65,670	29,703	2.2	57	46	1.2	10,700	5,207	2.1	0	32	0.0
357	Pabna RWH	Shahjadpur	124,500	65,485	1.9	64,815	32,774	2.0	318	208	1.5	15,858	8,128	2.0	200	98	2.0
358	Pabna RWH	Sirajganj Sadar	111,500	49,338	2.3	56,421	28,593	2.0	90	37	2.4	10,285	4,542	2.3	0	50	0.0
359	Pabna RWH	Sujanagar	45,200	22,595	2.0	36,450	16,986	2.1	194	82	2.4	5,383	2,654	2.0	100	30	3.3
360	Pabna RWH	Tarash	34,200	16,030	2.1	36,135	18,233	2.0	176	55	3.2	2,926	1,167	2.5	0	39	0.0
361	Pabna RWH	Ullah Para	167,000	83,164	2.0	90,435	46,924	1.9	254	87	2.9	11,200	5,241	2.1	100	64	1.6
362	Patuakhali RWH	Amtali	25,500	10,075	2.5	35,205	17,811	2.0	76	19	4.0	3,988	1,965	2.0	0	203	0.0
363	Patuakhali RWH	Bakerganj	38,500	19,773	1.9	31,605	15,621	2.0	0	38	0.0	4,494	2,414	1.9	216	50	4.3
364	Patuakhali RWH	Bamna	7,400	2,461	3.0	9,300	3,944	2.4	40	15	2.7	491	222	2.2	128	57	2.2
365	Patuakhali RWH	Barguna Sadar	19,300	8,987	2.1	24,570	14,460	1.7	60	89	0.7	5,622	4,494	1.3	200	110	1.8
366	Patuakhali RWH	Bauphal	24,000	13,617	1.8	33,120	20,916	1.6	120	41	2.9	4,650	2,821	1.6	600	68	8.8
367	Patuakhali RWH	Betagi	21,100	3,366	6.3	13,710	4,796	2.9	115	19	6.1	1,835	710	2.6	200	23	8.7
368	Patuakhali RWH	Dashmina	8,700	3,261	2.7	11,205	5,285	2.1	137	16	8.6	2,091	962	2.2	400	46	8.7
369	Patuakhali RWH	Dumki	8,800	3,381	2.6	7,365	3,020	2.4	60	11	5.5	1,173	450	2.6	300	17	17.6
370	Patuakhali RWH	Galachipa	24,900	9,965	2.5	45,159	20,593	2.2	35	16	2.2	8,880	4,049	2.2	50	103	0.5
371	Patuakhali RWH	Kalapara	29,000	12,515	2.3	30,780	15,835	1.9	130	32	4.1	7,150	3,445	2.1	100	133	0.8
372	Patuakhali RWH	Mirzaganj	20,900	7,937	2.6	14,600	6,990	2.1	58	7	8.3	1,396	632	2.2	300	41	7.3
373	Patuakhali RWH	Nalchity	16,100	7,741	2.1	16,935	7,396	2.3	42	26	1.6	3,650	1,620	2.3	364	43	8.5
374	Patuakhali RWH	Patharghata	11,200	5,818	1.9	14,805	7,334	2.0	50	22	2.3	3,196	1,521	2.1	300	42	7.1
375	Patuakhali RWH	Patuakhali Sadar	38,500	19,824	1.9	27,720	13,713	2.0	225	85	2.6	8,190	3,834	2.1	384	71	5.4

SL	Warehouse Name	Upazila Name	Condom			Shukhi			IUD			Injectables			Implant		
			CBL	AMD	MOS	CBL	AMD	MOS	CBL	AMD	MOS	CBL	AMD	MOS	CBL	AMD	MOS
376	Rajshahi RWH	Bagatipara	55,900	13,121	4.3	364,305	7,439	49.0	55	8	6.9	1,259	443	2.8	80	81	1.0
377	Rajshahi RWH	Bagha	51,800	29,109	1.8	23,025	10,529	2.2	54	13	4.2	3,260	1,816	1.8	0	41	0.0
378	Rajshahi RWH	Baghmara	100,200	45,915	2.2	203,610	32,947	6.2	168	45	3.7	6,466	2,767	2.3	0	53	0.0
379	Rajshahi RWH	Baraigram	26,100	37,889	0.7	140,400	20,496	6.9	125	40	3.1	6,347	3,039	2.1	0	117	0.0
380	Rajshahi RWH	Bholahat	36,700	9,716	3.8	16,485	6,070	2.7	23	3	7.7	1,525	668	2.3	0	19	0.0
381	Rajshahi RWH	Boalia	307,300	182,894	1.7	22,920	9,720	2.4	231	64	3.6	7,575	3,704	2.0	0	97	0.0
382	Rajshahi RWH	Chapai Nababganj Sadar	94,300	43,134	2.2	63,245	18,596	3.4	170	58	2.9	8,130	3,957	2.1	0	44	0.0
383	Rajshahi RWH	Charghat	42,600	24,337	1.8	282,075	13,628	20.7	84	11	7.6	2,811	1,187	2.4	0	71	0.0
384	Rajshahi RWH	Durgapur	39,000	20,482	1.9	277,575	10,090	27.5	41	4	10.3	1,561	723	2.2	0	35	0.0
385	Rajshahi RWH	Godagari	111,100	35,673	3.1	478,020	17,659	27.1	113	22	5.1	7,872	3,202	2.5	0	25	0.0
386	Rajshahi RWH	Gomastapur	56,500	24,558	2.3	35,580	15,067	2.4	95	20	4.8	3,202	1,422	2.3	0	66	0.0
387	Rajshahi RWH	Gurudaspur	69,800	32,424	2.2	199,717	17,740	11.3	98	17	5.8	2,779	1,728	1.6	0	81	0.0
388	Rajshahi RWH	Lalpur	97,700	28,628	3.4	220,500	18,595	11.9	104	27	3.9	5,159	2,272	2.3	0	99	0.0
389	Rajshahi RWH	Mohanpur	54,200	19,315	2.8	274,425	12,886	21.3	69	8	8.6	4,347	2,010	2.2	100	46	2.2
390	Rajshahi RWH	Nachole	33,600	11,760	2.9	28,365	6,839	4.1	41	5	8.2	2,300	1,131	2.0	0	7	0.0
391	Rajshahi RWH	Natore Sadar	113,900	44,255	2.6	67,080	21,007	3.2	255	126	2.0	4,317	1,785	2.4	0	116	0.0
392	Rajshahi RWH	Paba	87,300	47,644	1.8	43,920	15,158	2.9	73	19	3.8	8,003	3,954	2.0	0	57	0.0
393	Rajshahi RWH	Puthia	78,300	28,097	2.8	38,670	14,266	2.7	34	5	6.8	3,688	1,432	2.6	100	32	3.1
394	Rajshahi RWH	Shibganj	86,100	43,434	2.0	61,110	26,998	2.3	110	37	3.0	5,946	2,828	2.1	0	47	0.0
395	Rajshahi RWH	Singra	115,890	42,399	2.7	326,929	29,556	11.1	110	25	4.4	5,613	2,606	2.2	200	128	1.6
396	Rajshahi RWH	Tanore	111,800	16,368	6.8	289,650	14,791	19.6	90	27	3.3	4,050	1,215	3.3	0	275	0.0
397	Rangamati RWH	Baghaichhari	67,900	9,335	7.3	26,134	6,219	4.2	69	9	7.7	1,201	388	3.1	20	18	1.1
398	Rangamati RWH	Barkal	29,800	5,194	5.7	20,400	3,261	6.3	34	4	8.5	2,585	404	6.4	0	0	0.0
399	Rangamati RWH	Belai Chhari	28,100	1,954	14.4	14,400	2,161	6.7	30	4	7.5	845	122	6.9	0	5	0.0
400	Rangamati RWH	Jurai Chhari	7,400	2,496	3.0	12,735	2,093	6.1	38	4	9.5	773	132	5.9	0	0	0.0

SL	Warehouse Name	Upazila Name	Condom			Shukhi			IUD			Injectables			Implant		
			CBL	AMD	MOS	CBL	AMD	MOS	CBL	AMD	MOS	CBL	AMD	MOS	CBL	AMD	MOS
401	Rangamati RWH	Kaptai	32,000	5,221	6.1	21,300	2,685	7.9	55	2	27.5	2,180	404	5.4	64	31	2.1
402	Rangamati RWH	Kawkhali (betbunia)	17,800	6,108	2.9	9,210	3,382	2.7	179	8	22.4	2,435	535	4.6	65	17	3.8
403	Rangamati RWH	Langadu	66,100	11,175	5.9	35,475	4,666	7.6	251	12	20.9	5,107	360	14.2	72	26	2.8
404	Rangamati RWH	Naniarchar	24,800	6,681	3.7	12,267	4,478	2.7	56	4	14.0	1,341	212	6.3	35	19	1.8
405	Rangamati RWH	Rajasthali	21,200	1,692	12.5	6,165	1,625	3.8	66	1	66.0	558	135	4.1	64	25	2.6
406	Rangamati RWH	Rangamati Sadar	43,000	12,746	3.4	25,230	7,142	3.5	418	42	10.0	1,785	675	2.6	30	78	0.4
407	Rangpur RWH	Aditmari	40,400	19,030	2.1	31,799	14,607	2.2	225	75	3.0	5,448	2,966	1.8	0	105	0.0
408	Rangpur RWH	Badarganj	190,000	14,225	13.4	502,035	30,819	16.3	130	39	3.3	4,925	2,912	1.7	128	73	1.8
409	Rangpur RWH	Bhurungamari	71,600	26,838	2.7	362,200	25,941	14.0	133	8	16.6	6,719	3,638	1.8	192	69	2.8
410	Rangpur RWH	Chilmari	22,300	9,892	2.3	159,510	15,294	10.4	49	13	3.8	1,981	1,152	1.7	0	50	0.0
411	Rangpur RWH	Dimla	20,600	7,271	2.8	123,930	22,021	5.6	42	22	1.9	4,979	3,097	1.6	448	68	6.6
412	Rangpur RWH	Domar	25,500	10,120	2.5	399,905	18,497	21.6	106	18	5.9	4,961	2,782	1.8	0	86	0.0
413	Rangpur RWH	Fulchhari	41,600	19,820	2.1	30,600	11,897	2.6	121	33	3.7	5,454	2,889	1.9	0	54	0.0
414	Rangpur RWH	Gaibandha Sadar	44,900	22,797	2.0	63,675	31,850	2.0	139	123	1.1	11,210	5,689	2.0	0	410	0.0
415	Rangpur RWH	Gangachara	56,200	11,759	4.8	974,040	20,977	46.4	88	23	3.8	8,395	4,194	2.0	0	99	0.0
416	Rangpur RWH	Gobindaganj	109,399	49,987	2.2	454,555	40,247	11.3	135	35	3.9	8,417	4,162	2.0	0	79	0.0
417	Rangpur RWH	Hatibandha	33,000	15,020	2.2	138,015	18,529	7.4	51	53	1.0	5,039	2,771	1.8	0	133	0.0
418	Rangpur RWH	Jaldhaka	41,100	15,736	2.6	284,745	27,160	10.5	110	28	3.9	8,083	4,164	1.9	100	55	1.8
419	Rangpur RWH	Kaliganj	20,400	8,480	2.4	140,055	16,576	8.4	55	54	1.0	4,520	2,246	2.0	0	97	0.0
420	Rangpur RWH	Kaunia	35,600	13,418	2.7	28,935	13,280	2.2	115	25	4.6	6,236	2,770	2.3	128	92	1.4
421	Rangpur RWH	Kishoreganj	22,900	4,809	4.8	40,905	18,373	2.2	145	32	4.5	4,427	1,873	2.4	0	92	0.0
422	Rangpur RWH	Kurigram Sadar	38,200	15,379	2.5	47,353	23,431	2.0	57	48	1.2	7,990	4,227	1.9	0	49	0.0
423	Rangpur RWH	Lalmonirhat Sadar	28,200	15,893	1.8	39,550	17,967	2.2	132	31	4.3	8,473	4,705	1.8	0	79	0.0
424	Rangpur RWH	Mitha Pukur	63,000	28,527	2.2	76,500	35,362	2.2	92	16	5.8	8,565	4,505	1.9	0	96	0.0
425	Rangpur RWH	Nageshwari	42,200	18,167	2.3	105,008	52,183	2.0	138	19	7.3	10,802	5,698	1.9	0	62	0.0



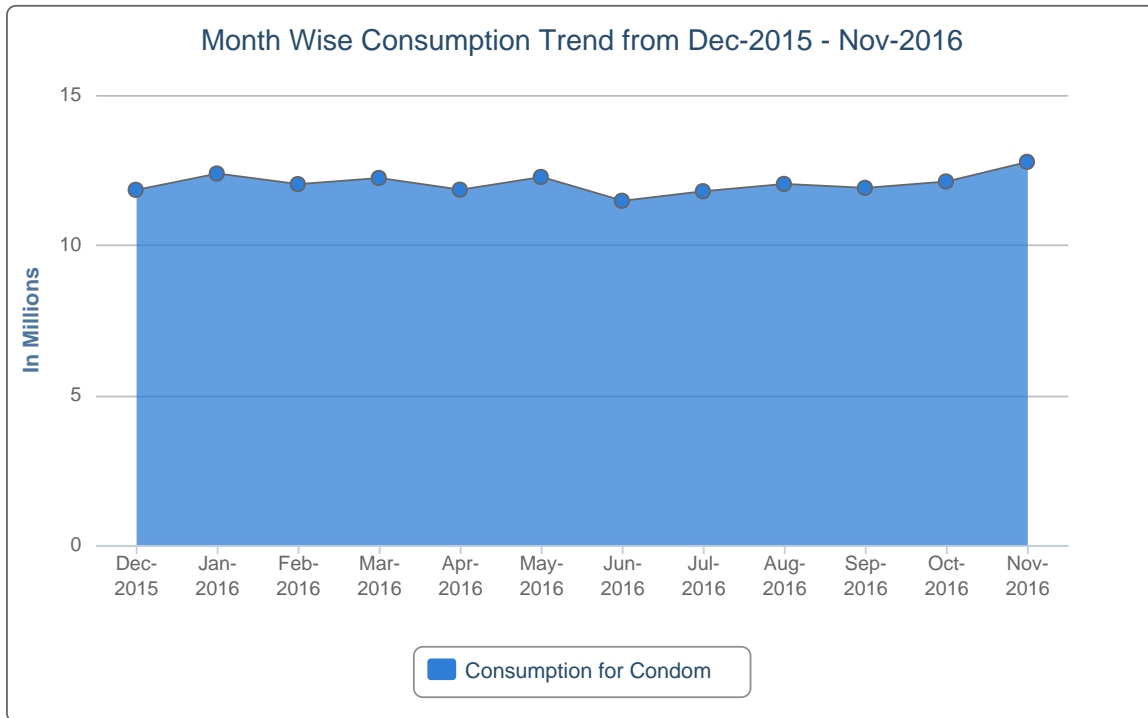
SL	Warehouse Name	Upazila Name	Condom			Shukhi			IUD			Injectables			Implant		
			CBL	AMD	MOS	CBL	AMD	MOS	CBL	AMD	MOS	CBL	AMD	MOS	CBL	AMD	MOS
426	Rangpur RWH	Nilphamari Sadar	35,800	15,866	2.3	75,090	37,644	2.0	205	62	3.3	8,011	4,508	1.8	64	63	1.0
427	Rangpur RWH	Palashbari	19,900	10,536	1.9	41,190	19,674	2.1	90	27	3.3	5,089	2,753	1.8	64	76	0.8
428	Rangpur RWH	Patgram	31,200	7,581	4.1	133,980	14,296	9.4	82	25	3.3	3,724	1,933	1.9	64	27	2.4
429	Rangpur RWH	Phulbari	24,500	6,002	4.1	113,715	16,768	6.8	153	59	2.6	5,547	3,010	1.8	0	46	0.0
430	Rangpur RWH	Pirgachha	50,800	22,496	2.3	60,735	26,920	2.3	207	77	2.7	8,450	4,502	1.9	0	76	0.0
431	Rangpur RWH	Pirganj	72,200	32,447	2.2	149,745	38,615	3.9	160	62	2.6	8,744	4,647	1.9	0	95	0.0
432	Rangpur RWH	Rajarhat	34,500	17,006	2.0	34,860	18,181	1.9	100	38	2.6	6,851	3,482	2.0	0	45	0.0
433	Rangpur RWH	Rangpur Sadar	74,400	38,478	1.9	75,850	39,122	1.9	176	134	1.3	12,200	6,452	1.9	0	185	0.0
434	Rangpur RWH	Sadullapur	74,300	35,639	2.1	233,150	25,403	9.2	107	74	1.4	7,392	4,403	1.7	256	62	4.1
435	Rangpur RWH	Saghata	26,300	10,214	2.6	38,160	22,502	1.7	106	53	2.0	2,600	1,731	1.5	64	52	1.2
436	Rangpur RWH	Saidpur	62,200	34,233	1.8	34,200	16,787	2.0	103	30	3.4	4,259	2,278	1.9	0	38	0.0
437	Rangpur RWH	Sundarganj	87,200	42,492	2.1	93,481	44,680	2.1	403	190	2.1	11,806	6,785	1.7	328	262	1.3
438	Rangpur RWH	Taraganj	20,900	7,721	2.7	21,532	10,727	2.0	73	13	5.6	2,357	1,387	1.7	0	79	0.0
439	Rangpur RWH	Ulipur	48,700	22,121	2.2	142,815	43,793	3.3	90	35	2.6	9,523	4,889	1.9	0	85	0.0
440	Sylhet RWH	Ajmiriganj	27,700	4,023	6.9	22,635	5,529	4.1	200	18	11.1	2,001	267	7.5	0	12	0.0
441	Sylhet RWH	Bahubal	31,400	9,484	3.3	23,297	7,280	3.2	89	8	11.1	2,016	541	3.7	64	26	2.5
442	Sylhet RWH	Balaganj	122,000	44,812	2.7	29,475	13,452	2.2	193	14	13.8	6,584	2,395	2.7	64	44	1.5
443	Sylhet RWH	Baniachong	91,400	16,036	5.7	45,250	12,766	3.5	175	4	43.8	8,194	819	10.0	64	29	2.2
444	Sylhet RWH	Barlekha	38,000	12,279	3.1	25,650	9,061	2.8	108	24	4.5	2,980	753	4.0	164	39	4.2
445	Sylhet RWH	Beani Bazar	65,862	24,497	2.7	14,623	7,213	2.0	280	22	12.7	4,052	721	5.6	4	24	0.2
446	Sylhet RWH	Bishwambarpur	26,900	5,806	4.6	29,555	6,802	4.3	130	7	18.6	1,760	441	4.0	232	20	11.6
447	Sylhet RWH	Bishwanath	39,600	10,231	3.9	12,015	4,476	2.7	120	19	6.3	1,319	477	2.8	64	42	1.5
448	Sylhet RWH	Chhatak	56,000	20,785	2.7	39,970	12,180	3.3	272	64	4.3	4,689	681	6.9	470	11	42.7
449	Sylhet RWH	Chunarughat	19,800	10,793	1.8	20,309	17,656	1.2	170	12	14.2	3,178	1,416	2.2	208	10	20.8
450	Sylhet RWH	Companiganj	41,900	16,956	2.5	17,235	8,077	2.1	137	5	27.4	3,896	1,569	2.5	20	21	1.0

SL	Warehouse Name	Upazila Name	Condom			Shukhi			IUD			Injectables			Implant		
			CBL	AMD	MOS	CBL	AMD	MOS	CBL	AMD	MOS	CBL	AMD	MOS	CBL	AMD	MOS
451	Sylhet RWH	Dakshin Sunamganj	49,900	11,495	4.3	22,950	6,900	3.3	51	4	12.8	2,579	749	3.4	50	25	2.0
452	Sylhet RWH	Dakshin Surma	109,600	46,499	2.4	39,420	13,755	2.9	35	10	3.5	4,573	1,427	3.2	100	8	12.5
453	Sylhet RWH	Derai	87,000	37,196	2.3	29,652	12,888	2.3	270	31	8.7	4,177	1,001	4.2	152	55	2.8
454	Sylhet RWH	Dowarabazar	68,800	13,532	5.1	36,207	12,467	2.9	190	9	21.1	4,122	1,260	3.3	136	49	2.8
455	Sylhet RWH	Fenchuganj	22,000	9,009	2.4	17,610	3,664	4.8	41	13	3.2	805	340	2.4	50	15	3.3
456	Sylhet RWH	Golapganj	126,200	39,026	3.2	48,975	10,278	4.8	145	26	5.6	8,290	737	11.2	102	48	2.1
457	Sylhet RWH	Gowainghat	86,800	25,552	3.4	26,820	11,847	2.3	31	21	1.5	5,899	2,829	2.1	24	32	0.8
458	Sylhet RWH	Habiganj Sadar	92,800	20,407	4.5	41,690	15,230	2.7	278	37	7.5	6,022	1,703	3.5	100	39	2.6
459	Sylhet RWH	Jagannathpur	85,500	16,701	5.1	28,770	8,668	3.3	157	15	10.5	1,924	422	4.6	50	53	0.9
460	Sylhet RWH	Jaintiapur	76,769	22,563	3.4	47,403	7,493	6.3	120	16	7.5	6,418	2,113	3.0	46	29	1.6
461	Sylhet RWH	Jamalganj	39,660	15,376	2.6	29,029	11,639	2.5	254	2	127.0	3,227	1,301	2.5	64	44	1.5
462	Sylhet RWH	Juri	33,400	8,849	3.8	12,590	5,949	2.1	20	28	0.7	1,370	520	2.6	64	28	2.3
463	Sylhet RWH	Kamalganj	60,300	17,745	3.4	31,125	17,559	1.8	170	37	4.6	5,190	1,502	3.5	100	41	2.4
464	Sylhet RWH	Kanaighat	82,100	40,273	2.0	36,111	13,400	2.7	118	15	7.9	6,101	2,398	2.5	150	63	2.4
465	Sylhet RWH	Kulaura	46,500	14,208	3.3	33,578	12,253	2.7	277	9	30.8	6,550	2,801	2.3	0	50	0.0
466	Sylhet RWH	Lakhai	40,800	7,026	5.8	21,480	7,775	2.8	104	5	20.8	1,476	406	3.6	20	29	0.7
467	Sylhet RWH	Madhabpur	53,500	18,812	2.8	45,090	19,466	2.3	94	13	7.2	3,067	1,079	2.8	2	44	0.0
468	Sylhet RWH	Maulvibazar Sadar	71,600	13,153	5.4	37,780	11,223	3.4	136	28	4.9	4,455	1,299	3.4	100	65	1.5
469	Sylhet RWH	Nabiganj	80,800	11,720	6.9	50,490	15,900	3.2	60	30	2.0	6,100	744	8.2	128	44	2.9
470	Sylhet RWH	Rajnagar	27,080	11,811	2.3	24,880	11,932	2.1	43	27	1.6	5,500	1,648	3.3	64	37	1.7
471	Sylhet RWH	Sreemangal	47,800	20,848	2.3	47,625	17,401	2.7	101	31	3.3	3,857	1,869	2.1	200	61	3.3
472	Sylhet RWH	Sulla	104,700	12,187	8.6	66,870	5,794	11.5	125	5	25.0	2,126	510	4.2	50	30	1.7
473	Sylhet RWH	Sunamganj Sadar	64,900	19,157	3.4	29,955	10,217	2.9	60	25	2.4	4,425	1,458	3.0	80	70	1.1
474	Sylhet RWH	Sylhet Sadar	183,400	95,547	1.9	42,197	54,307	0.8	529	247	2.1	19,046	10,301	1.8	298	235	1.3
475	Sylhet RWH	Tahirpur	56,600	21,041	2.7	29,715	13,990	2.1	42	11	3.8	1,278	502	2.5	73	68	1.1

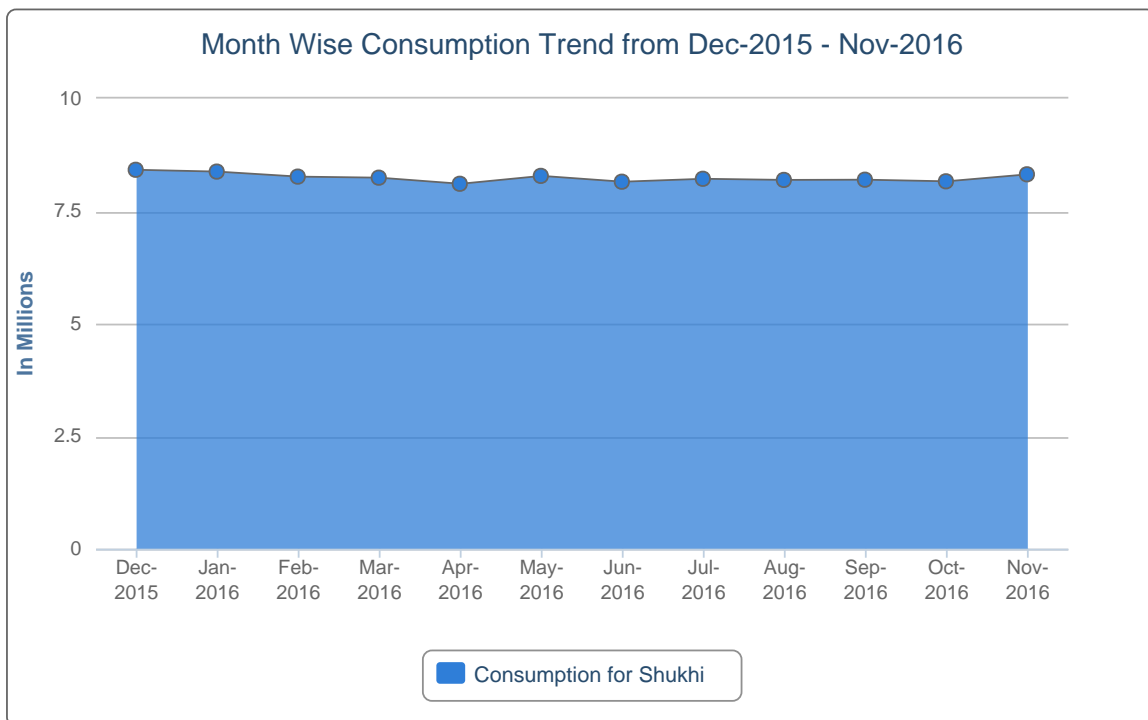
SL	Warehouse Name	Upazila Name	Condom			Shukhi			IUD			Injectables			Implant		
			CBL	AMD	MOS	CBL	AMD	MOS	CBL	AMD	MOS	CBL	AMD	MOS	CBL	AMD	MOS
476	Sylhet RWH	Zakiganj	153,960	45,656	3.4	75,546	10,460	7.2	229	9	25.4	10,555	1,484	7.1	14	38	0.4
477	Tangail RWH	Basail	94,160	35,207	2.7	265,747	12,582	21.1	52	26	2.0	5,763	1,378	4.2	64	91	0.7
478	Tangail RWH	Bhuapur	152,700	32,396	4.7	117,288	21,470	5.5	46	23	2.0	4,596	1,786	2.6	128	55	2.3
479	Tangail RWH	Chauhali	14,500	14,677	1.0	32,400	7,199	4.5	199	20	10.0	8,970	957	9.4	132	35	3.8
480	Tangail RWH	Delduar	234,200	40,850	5.7	130,035	20,327	6.4	114	42	2.7	1,640	1,185	1.4	64	46	1.4
481	Tangail RWH	Ghatail	64,900	64,550	1.0	83,385	43,314	1.9	85	39	2.2	4,123	3,718	1.1	192	64	3.0
482	Tangail RWH	Gopalpur	298,600	23,208	12.9	162,225	19,322	8.4	54	37	1.5	4,353	2,092	2.1	128	33	3.9
483	Tangail RWH	Kalihati	100,000	62,631	1.6	61,185	52,814	1.2	125	89	1.4	16,175	7,653	2.1	0	103	0.0
484	Tangail RWH	Madhupur	135,800	31,635	4.3	43,200	41,331	1.0	123	18	6.8	7,028	3,552	2.0	128	70	1.8
485	Tangail RWH	Mirzapur	30,100	32,764	0.9	39,900	32,527	1.2	33	75	0.4	4,068	1,131	3.6	0	42	0.0
486	Tangail RWH	Nagarpur	69,200	30,265	2.3	58,130	26,501	2.2	105	59	1.8	3,656	2,449	1.5	64	83	0.8
487	Tangail RWH	Sakhipur	75,000	28,207	2.7	41,178	27,539	1.5	29	28	1.0	4,140	970	4.3	64	34	1.9
488	Tangail RWH	Tangail Sadar	105,700	67,321	1.6	121,020	29,291	4.1	181	70	2.6	5,408	3,688	1.5	256	142	1.8

## 7. Month-wise Consumption Trend

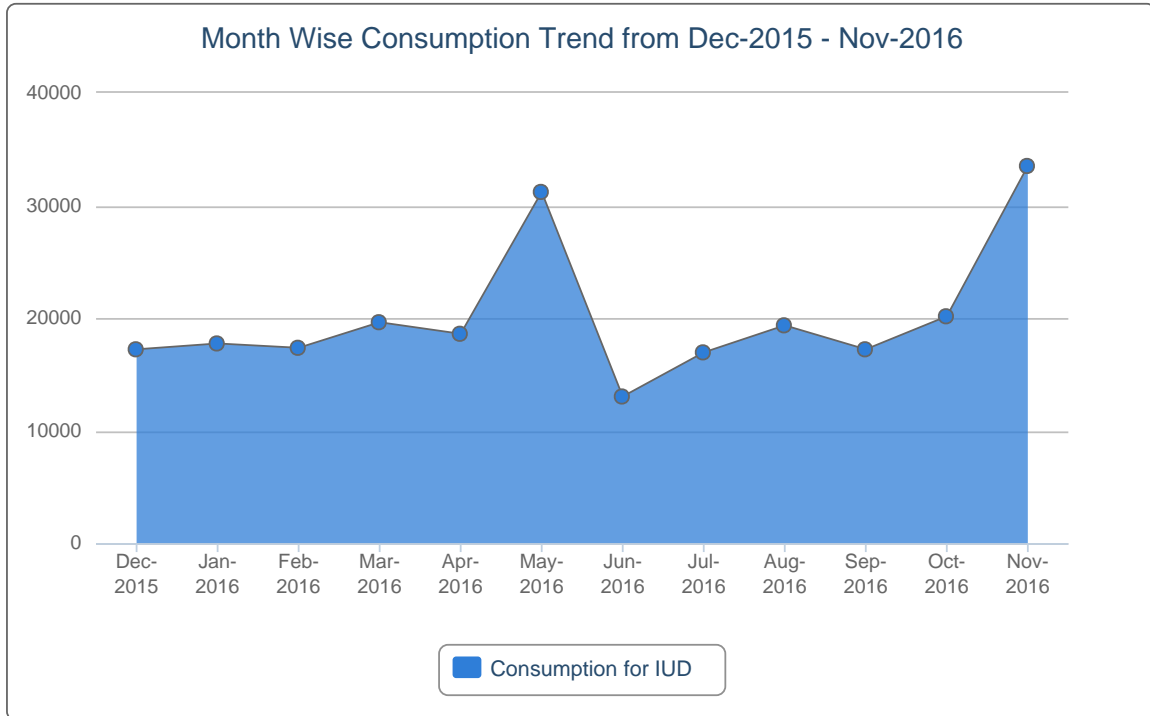
7(a).



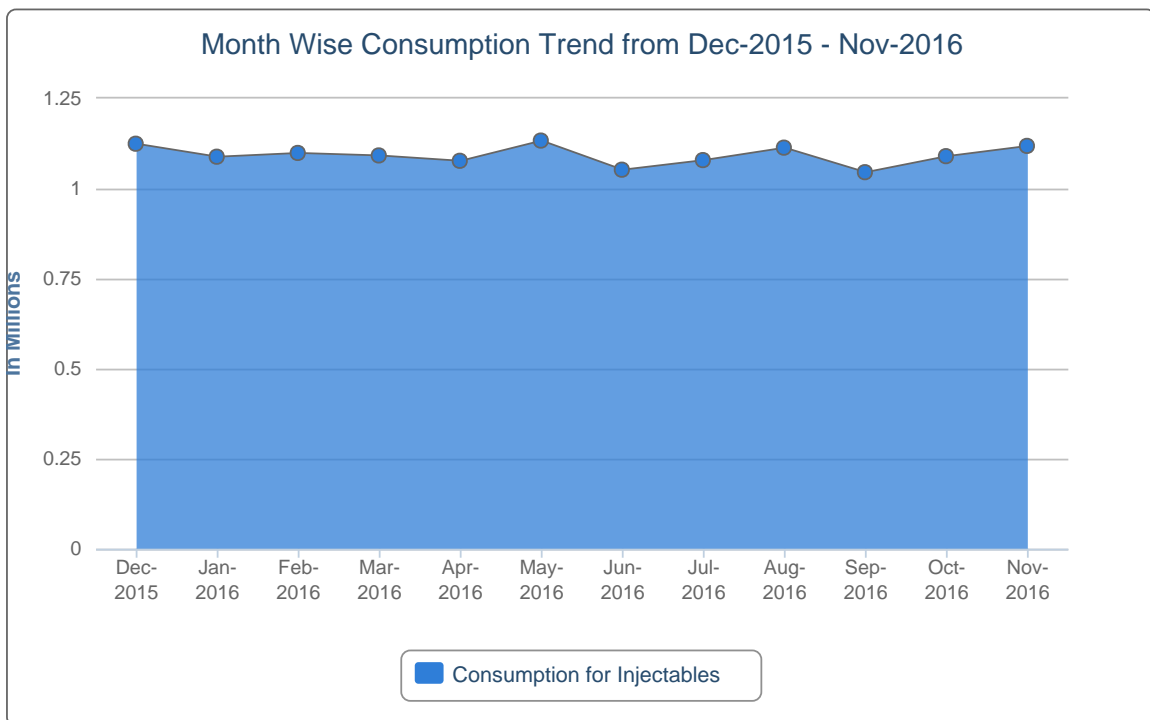
7(b).



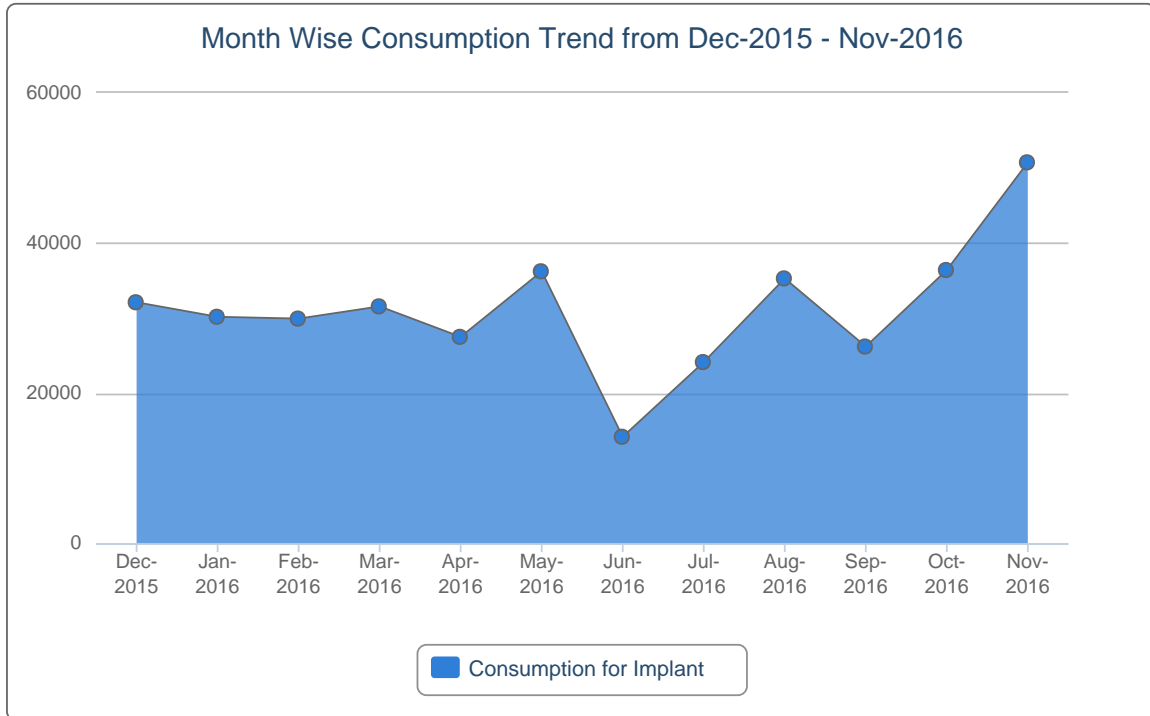
7(c).



7(d).



7(e).



## 8. Report on Upazila and Warehouse Having Stock Out in last month

SL	Products Name	No of Stockout WH	% of Stockout WH	No of Stockout Upazila Store	% of Stockout Upazila Store	No of Stockout Upazila Field	% of Stockout Upazila Field
1	Condom	0	0%	1	0%	0	0%
2	Shukhi	0	0%	1	0%	0	0%
3	IUD	0	0%	5	1%	0	0%
4	Injectables	0	0%	0	0%	0	0%
5	Implant (Total)	2	10%	-	-	5	1%

### List of Stock Out Warehouses

SL	Commodity	Warehouse	Phone
1	Implant (Total)	Pabna RWH	0731-66305
2	Implant (Total)	Rajshahi RWH	0721-772196

### List of StockOut Upazilas

SL	Commodity	Warehouse	District	Upazila	Phone
1	Condom	Bandarban RWH	Bandarban	Lama, Bandarban	01819611608
2	Shukhi	Bandarban RWH	Bandarban	Lama, Bandarban	01819611608
3	IUD	Bandarban RWH	Bandarban	Thanchi, Bandarban	01556742436
4	IUD	Bogra RWH	Naogaon	Raninagar, Naogaon	01711269211
5	IUD	Dhaka CWH	Munshiganj	Serajdikhan, Munshiganj	01732-941065
6	IUD	Mymensingh RWH	Netrokona	Barhatta, Netrokona	01719117346
7	IUD	Patuakhali RWH	Barisal	Bakerganj, Barisal	01715267574
8	Implant (Total)	Faridpur RWH	Faridpur	Char Bhadrason, Faridpur	01814097684
9	Implant (Total)	Faridpur RWH	Faridpur	Saltha, Faridpur	01742844855
10	Implant (Total)	Rangamati RWH	Rangamati	Barkal, Rangamati	01852600668
11	Implant (Total)	Rangamati RWH	Rangamati	Belai Chhari, Rangamati	01553130924
12	Implant (Total)	Rangamati RWH	Rangamati	Jurai Chhari, Rangamati	01553634453



*This report is generated with the financial support of USAID and the technical assistance from Systems for Improved Access to Pharmaceuticals and Services (SIAPS), implemented by Management Sciences for Health-MSH.*

*If you need more information, please visit at <http://www.dgfplmis.org>*