

FAMILY PLANNING MONTHLY LOGISTICS REPORT

September 2019



**Management Information System (MIS)
Directorate General of Family Planning (DGFP)**

6, Kawran Bazar, Dhaka- 1215

Email: dirmis@dgfp.gov.bd, dirls@dgfp.gov.bd
www.dgfp.gov.bd, www.scmpbd.org

Government of the People's Republic of Bangladesh
Directorate General of Family Planning
Management Information System (MIS)
6, Kawran Bazar, Dhaka- 1215
www.dgfp.gov.bd

Memo No. DGFP/MIS/09(Report)/04/2017/776

Date: 05 November, 2019.

Sub: Family Planning Monthly Logistics Report for the Month of September, 2019.

Family Planning Monthly Logistics Report for the Month of September'2019 is sent herewith for your kind information & necessary action. This report is prepared on the basis of Form-7 submitted by Warehouses and Form-7B submitted by Upazila Family Planning Offices by using WIMS & UIMS operational tools. It provides useful information on monthly distribution and stock balance of all the major contraceptives & DDS Kits of Warehouse/Upazila Stores. A summary of important events happened during reporting month has been included in this report. For more information you are requested to visit at www.scmpbd.org web site.

Comments and suggestions for improvement of this report will be highly appreciated.

05.11.19
(Manoj Kumar Roy)
Joint Secretary (MEFW Division)
And
Director & Line Director (MIS)
Phone: 9146262
Mail: dirmis@dgfp.gov.bd

Memo No. - DGFP/MIS/09(Report)/04/2017/776/1(202)

Date: 05 November, 2019.

Copy of the report forwarded to:

1. Secretary, Medical Education & Family Welfare Division, Ministry of Health & Family Welfare, Bangladesh Secretariat, Dhaka.
2. Additional Secretary (Admin), Medical Education & Family Welfare Division, Ministry of Health & Family Welfare, Bangladesh Secretariat, Dhaka.
3. Joint Secretary (Development), Medical Education & Family Welfare Division, Ministry of Health & Family Welfare, Bangladesh Secretariat, Dhaka.
4. Director (Administration), Directorate General of Family Planning, 6 Kawran Bazar, Dhaka 1215.
5. Director & Line Director (MIS), Directorate General of Family Planning, 6 Kawran Bazar, Dhaka.
6. Director (Logistics & Supply) and Line Director (Procurement, Storage & Supply Management), Directorate General of Family Planning, 6 Kawran Bazar, Dhaka 1215.
7. Director Finance & Line Director (Family Planning Field Service Delivery), Directorate General of Family Planning, 6 Kawran Bazar, Dhaka 1215.
8. Director (IEM) & Line Director (Information, Education and Communication), Directorate General of Family Planning, 6 Kawran Bazar, Dhaka 1215.

9. Director (Planning) & Line Director (Planning Monitoring and Evaluation), Directorate General of Family Planning, 6 Kawran Bazar, Dhaka 1215.
10. Director (MCH-Services) & Line Director (MCRAH), Directorate General of Family Planning, 6 Kawran Bazar, Dhaka 1215.
11. Line Director (CCSDP, Directorate General of Family Planning, 6 Kawran Bazar, Dhaka 1215.
12. Director (Audit), Directorate General of Family Planning, 6 Kawran Bazar, Dhaka 1215.
13. Divisional Director, Family Planning, Dhaka / Chittagong / Rajshahi / Khulna / Sylhet / Barisal/ Rangpur/ Mymensingh Division.
14. Joint Chief (Planning), Health Service Division, Ministry of Health & Family Welfare, Bangladesh Secretariat, Dhaka
15. Joint Chief (Population & Planning wing), Planning commission, Sher-e-Bangla Nagar, Dhaka.
16. Joint Chief (Planning), Program Management and Monitoring Unit (PMMU), Azimpur, Dhaka-1205.
17. Superintendent, Maternal & Child Health Training Institute (MCHTI), Azimpur, Dhaka.
18. Director, Mohammadpur Fertility Services & Training Centre (MFSTC), Mohammadpur, Dhaka.
19. Director, Maternal & Child Health Training Institute (MCHTI), Lalkuthi, Mirpur, Dhaka.
20. P.S. to the Honorable Minister, Ministry of Health and Family Welfare, Bangladesh Secretariat, Dhaka, for kind information of the Honorable Minister.
21. Deputy Chief (Planning), Medical Education & Family Welfare Division, Ministry of Health & Family Welfare, Bangladesh Secretariat, Dhaka.
22. Additional Director (Drugs and Stores), Directorate General of Family Planning, Central Warehouse, Mohakhali, Dhaka.
23. Deputy Director, Family Planning, ----- District (You are requested to take appropriate measures to ensure timely online submission of Form 7B report from upazilas).
24. Regional/District Consultant, FPCS-QIT, District Family Planning Office, ----- District.
25. Central/Regional Supply Officer, Family Planning, ----- CWH/RWHs.
26. Assistant Maintenance Engineer, MIS Unit, DGFP (Requested to upload this report to DGFP website).
27. Country Project Director, SIAPS/MSH, House: 3, Road: No. 23B, Gulshan-1, Dhaka-1212.
28. Country Director, the World Bank, E-32, Agargaon, Sher-e-Banala Nagar, Dhaka-1207.
29. Team Leader, Population & Health Team, USAID, Madani Avenue, Baridhara, Dhaka.
30. Country Representative, UNFPA, IDB Bhaban, Agargaon, Sher-E-Bangla Nagar, Dhaka.
31. Managing Director, SMC, SMC Tower, 33 Banani C/A, Dhaka-1213.
32. Documentation Center, IEM Unit, Directorate General of Family Planning, 6 Kawran Bazar, Dhaka.
33. Responsible person of Dispatch Section, MIS Unit, DGFP (Requested to distribute the published 'Family Planning Monthly Logistics Report' to concerned Person/Office/Organization).
34. PA to Director General, Directorate General of Family Planning, 6 Kawran Bazar, Dhaka 1215.
35. Concerned Organization/Person.



Ajoy Ratan Barua
05.11.2019

(Ajoy Ratan Barua)
Deputy Director (MIS)

Table Of Contents

	Page
1. DGFP Stock Status Report	1-2
2. National Receipts Quantity by Product by Month	3
3. National Level Contraceptive Summary Report	4
4. Stock Status Report at Different Levels	5
5. Contraceptive Stock Status by Product at Upazila Store and Field	6-10
6. Contraceptive Stock Status by Product at Regional Warehouses/Upazila	11-31
7. Month-wise Consumption Trend	32-34
8. Report on Upazila and Warehouse Having Stock Out in last month	35

1. DGFP Stock Status Report

	DGFP STOCK STATUS REPORT for Contraceptives - September 2019																								 পরিবার পরিকল্পনা অধিদপ্তর								
Year →	2019						2020						2021						2022														
Month →	10	11	12	1	2	3	4	5	6	7	8	9	10	11	12	1	2	3	4	5	6	7	8	9	10	11	12	1	2	3	4		
Min.-Max. →				Min						Max																							
Product ↓	CS - 70.92m : 7.4 MOS																																
Condom	7.4 MOS						175.75m = 18.0 MOS																										
*AMC = 9.52m							FY 2019-20: 175.75m																										
	CS (80.22m) : 12.8 MOS																																
Pill (Total)	12.8 MOS						118m = 19.0 MOS																										
*AMC = 6.27m							FY 2019-20: 100m (2nd Generation)-RPA, 14m (3rd Generation)-RPA10m & Rev. 4m																										
	CS (0.509m): 36.8 MOS												APON : 3m (GOB-RPA) & 1m (GOB-Rev)																				
IUD	36.8 MOS (October 2022)																																
*AMC = 13,868							2018-19: 0.3m Yet to receive.																										
	CS (11.26m): 12.4 MOS																																
Injectables	12.4 MOS						17.48m = 19.0 MOS																										
*AMC = 0.906m							FY 2019-20: 17.48m (RPA - 12.25m & Rev. - 4.23)																										
	CS-(0.648m) - 20.8 MOS												FY 2019-20: 0.55m																				
Implant	20.8 MOS						0.55m = 18.0 MOS																										
*AMC = 31,122																																	

**AMC is calculated based on past 6-months consumption*

Data Sources: DGFP/L&S unit, DGFP LMIS web site - <https://scmpbd.org/> Central Warehouse WIMS data and Approved DGFP Procurement Plan

National min-max stock level is 6 & 10 MOS

Legend:

- Current Stock (CS): Less than 3 MOS
- Current Stock (CS): MOS 3.0 to Less than 6 MOS
- Current Stock (CS): MOS 6 and above
- Planned for FY 2019-20
- Procurement completed, yet to be received
- Donation
- AMC = Average Monthly Consumption

DGFP STOCK STATUS NOTES
(For Contraceptives)
Month: September 2019

CONDOM – Current national stock is 70.92 million pieces and this stock can be used up to May 2020.

- 2019-20: GoB (Rev) – 175.75 million pcs (planned and DP will be done from EDCL).

PILL – Current national stock of Oral Contraceptive Pill is 80.22 million cycles which will go up to October 2020.

- 2019-20: GoB (Rev) – 4 million cycles (3rd generation): IFT published, tenders opened on 22.08.2019, NOA issued on 30.09.2019
- 2019-20: GoB (RPA) – 100 million cycles (2nd generation) plan submitted
- 2019-20: GoB (RPA) – 10 million cycles (3rd generation) plan submitted
- 2019-20: GoB (RPA) – 3 million cycles (POP) plan submitted
- 2019-20: GoB (RPA) – 1 million cycles (POP) NOA issued on 30.09.2019

IUD – Current national stock is 0.509 million pcs and this stock can be used up to October 2022.

- Status of 2018-19 procurement: 0.3 million sets – Contract signed on 20.03.2019. Goods not yet been received.

INJECTABLES – Current stock of 11.26 million vials and that can be used up to September 2020.

- 2019-20: GoB (Rev) – 4.23 million vials: IFT published, tenders opened on 22.08.2019 and NOA issued on 30.09.2019.
- 2019-20: GoB (RPA) – 13.25 million vials: plan submitted

IMPLANT – Current stock is 0.648 million sets and this can be used up to June 2021.

- 2019-20: GoB (Dev) – 0.35 million sets
- 2019-20: GoB (RPA) – 0.20 million sets

You can also download the previous reports from <http://www.scmpbd.org/>

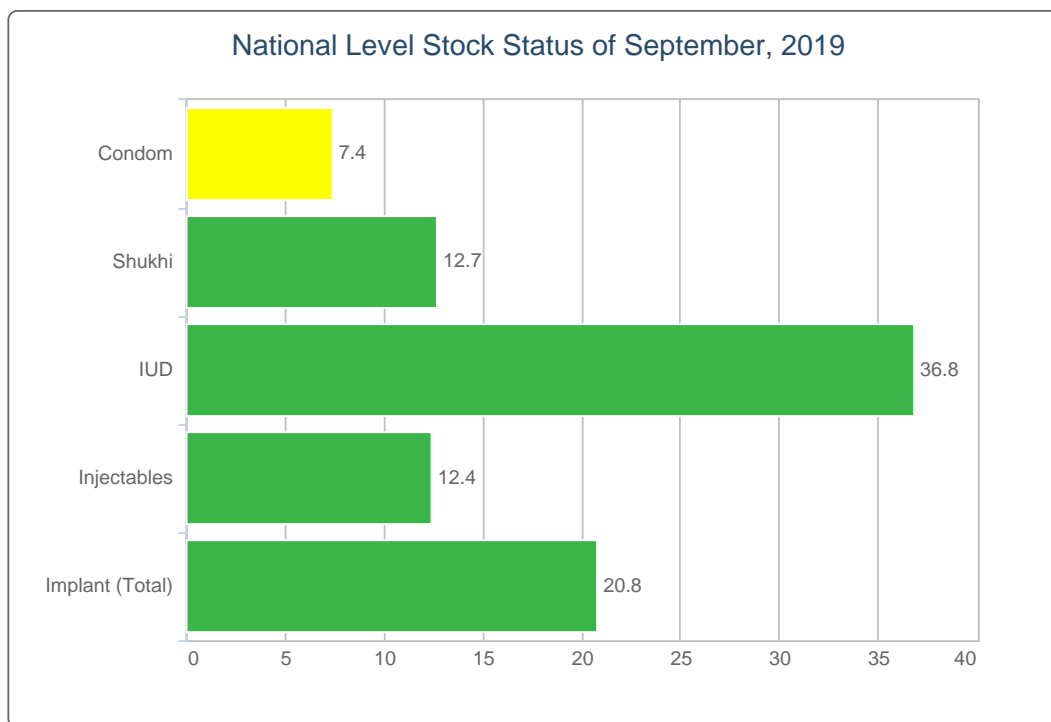
2. National Receipts Quantity by Product by Month

Contraceptive Received Report

Month: September, 2019

Item	Supplier	Receiver	Date Receipts	Qty
Implant (Total)	UNFPA	Dhaka CWH	30/09/19	5,000
Total				5,000

3. National Level Contraceptive Summary Report

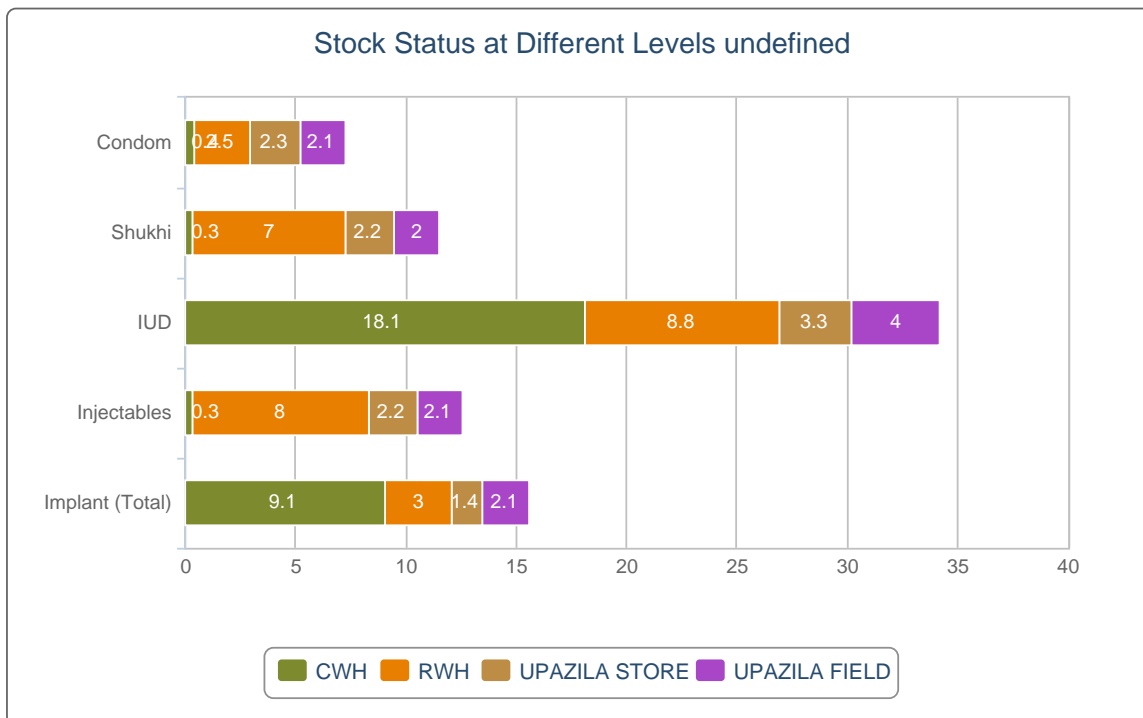


■ MOS less than 4.0
 ■ MOS 4.0 - 7.9
 ■ MOS 8.0 and above
 MOS = Month of Stock

National Level Stock Status of September, 2019

SL	Name of Products	Reported Consumption	Reported Closing Balance	Average Monthly Consumption	MOS
1	Condom	9,748,080	70,919,152	9,522,256	7.4
2	Shukhi	6,649,397	76,502,469	6,038,208	12.7
3	IUD	14,887	509,776	13,868	36.8
4	Injectables	885,420	11,264,547	906,567	12.4
5	Implant (Total)	41,295	648,294	31,122	20.8

4. Stock Status Report at Different Levels

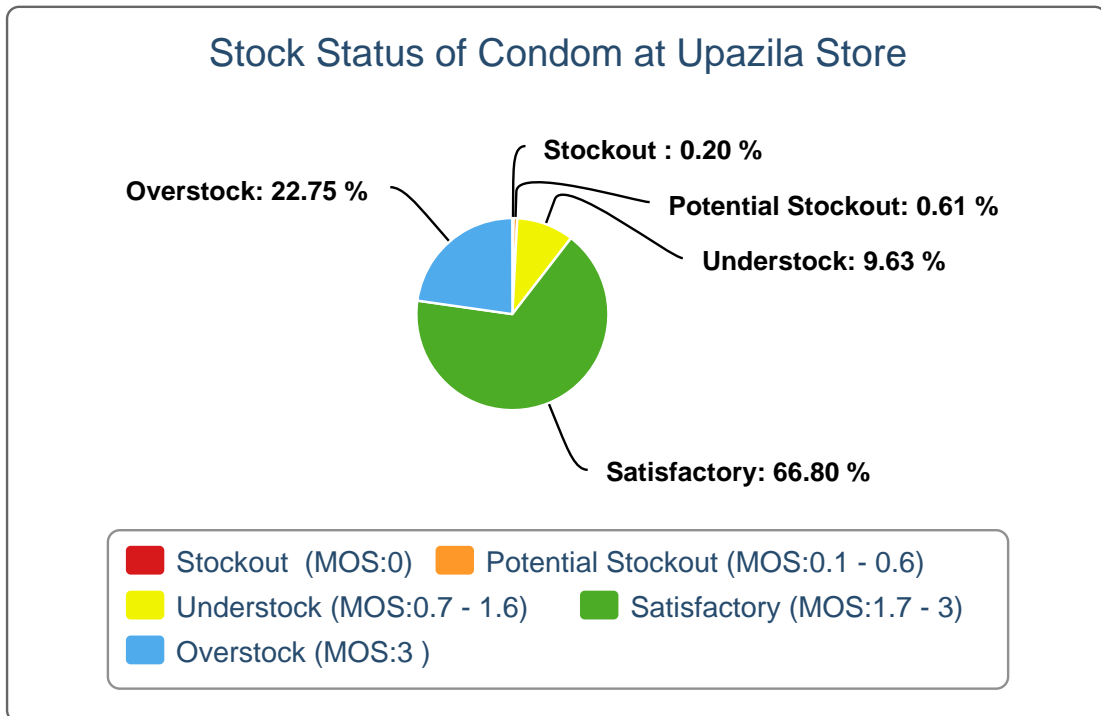


Stock Status at Different Levels September, 2019

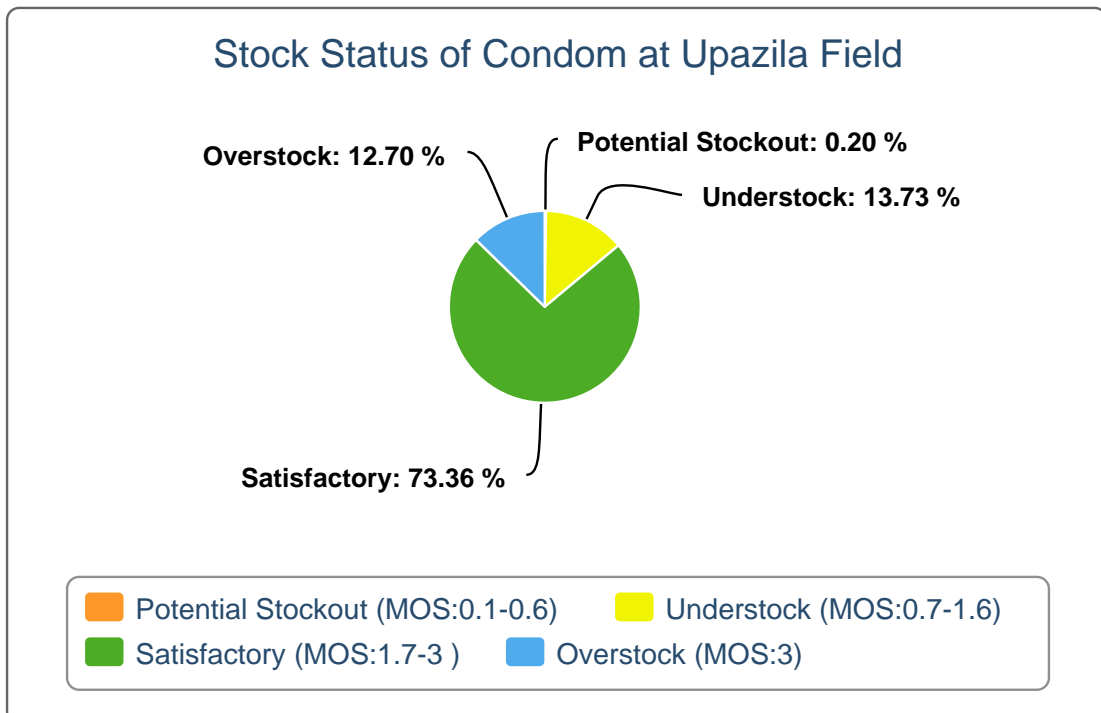
Products	Avg. Consump. of Last 6 Months	CWH Level	MOS	RWH Level	MOS	Upazila Level	MOS	Field Level	MOS	National Level	MOS
Condom	9,522,256	3,600,400	0.4	24,156,200	2.5	22,408,495	2.4	20,754,057	2.2	70,919,152	7.4
Shukhi	6,038,208	1,866,904	0.3	46,641,591	7.7	14,860,629	2.5	13,133,345	2.2	76,502,469	12.7
IUD	13,868	269,300	19.4	131,715	9.5	49,146	3.5	59,615	4.3	509,776	36.8
Injectables	906,567	304,885	0.3	7,122,400	7.9	1,943,332	2.1	1,893,930	2.1	11,264,547	12.4
Implant (Total)	31,122	376,406	12.1	124,455	4	59,358	1.9	88,075	2.8	648,294	20.8

5. Contraceptive Stock Status by Product at Upazila Store and Field

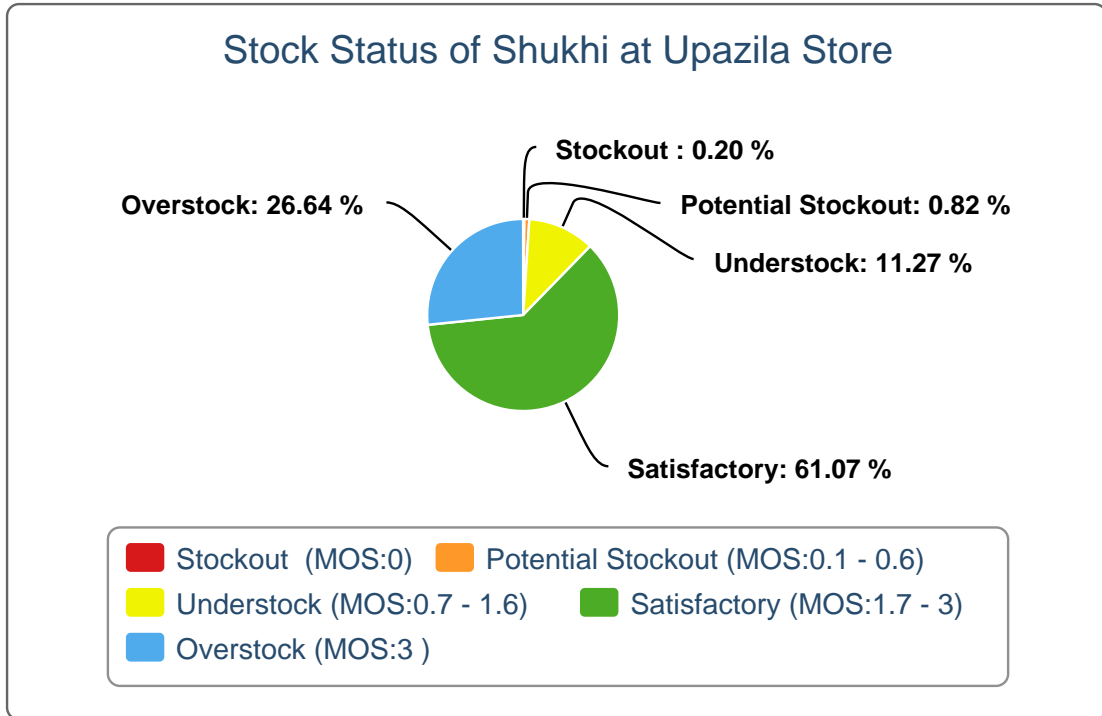
5(a).



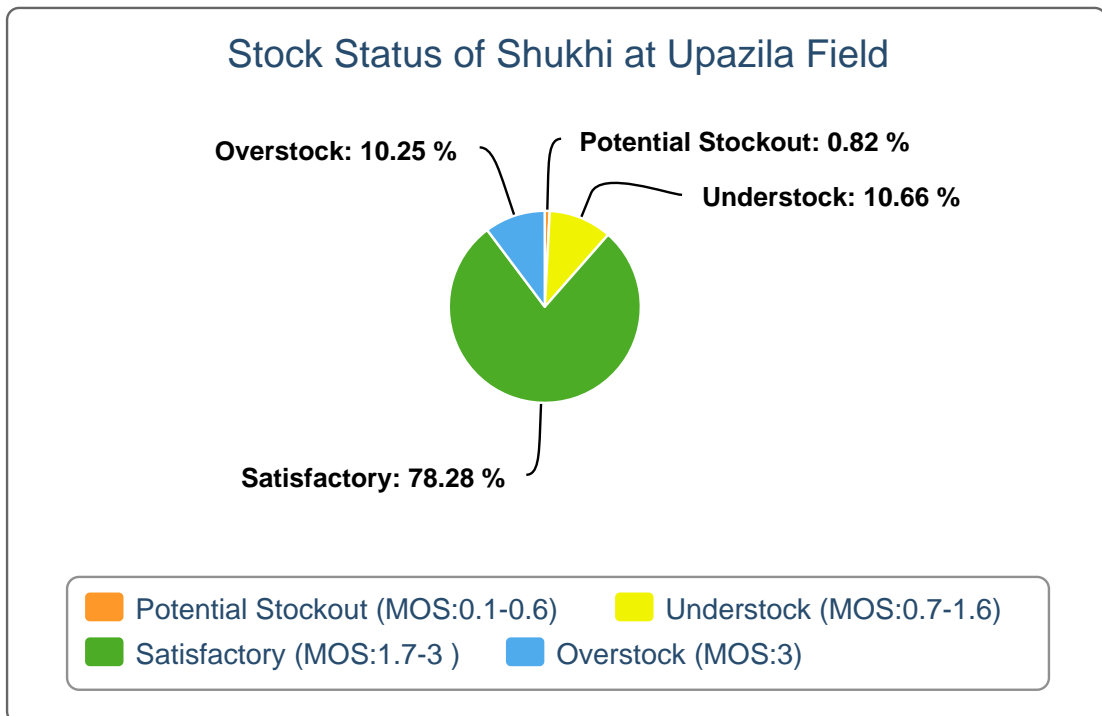
5(b).



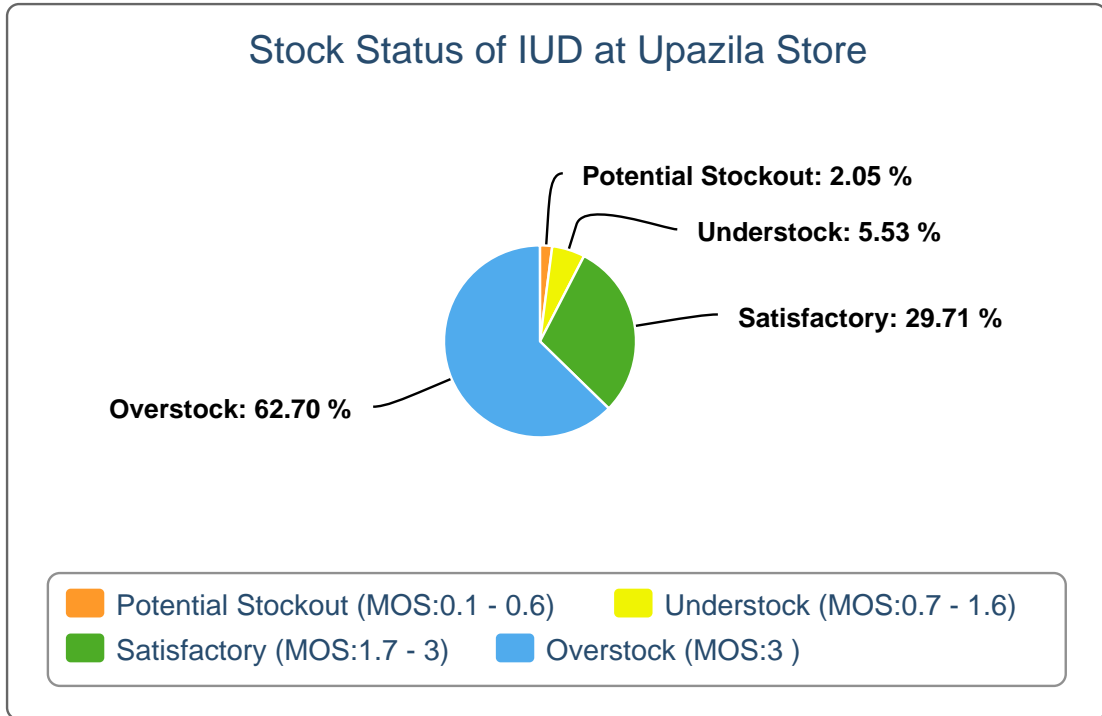
5(c).



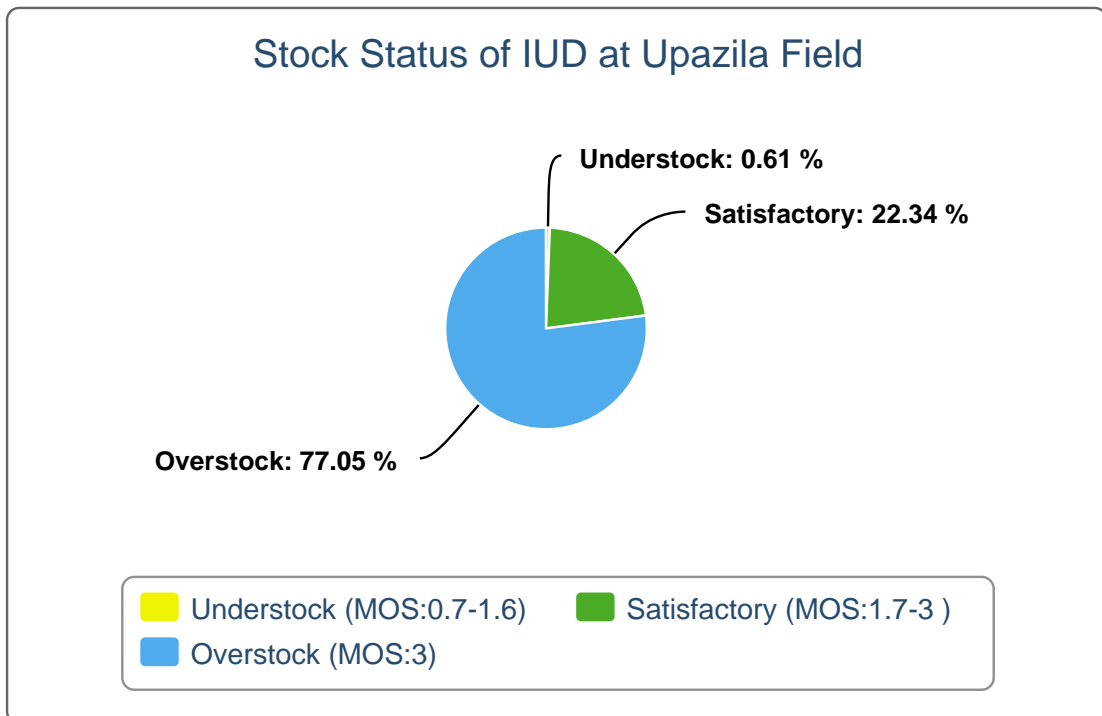
5(d).



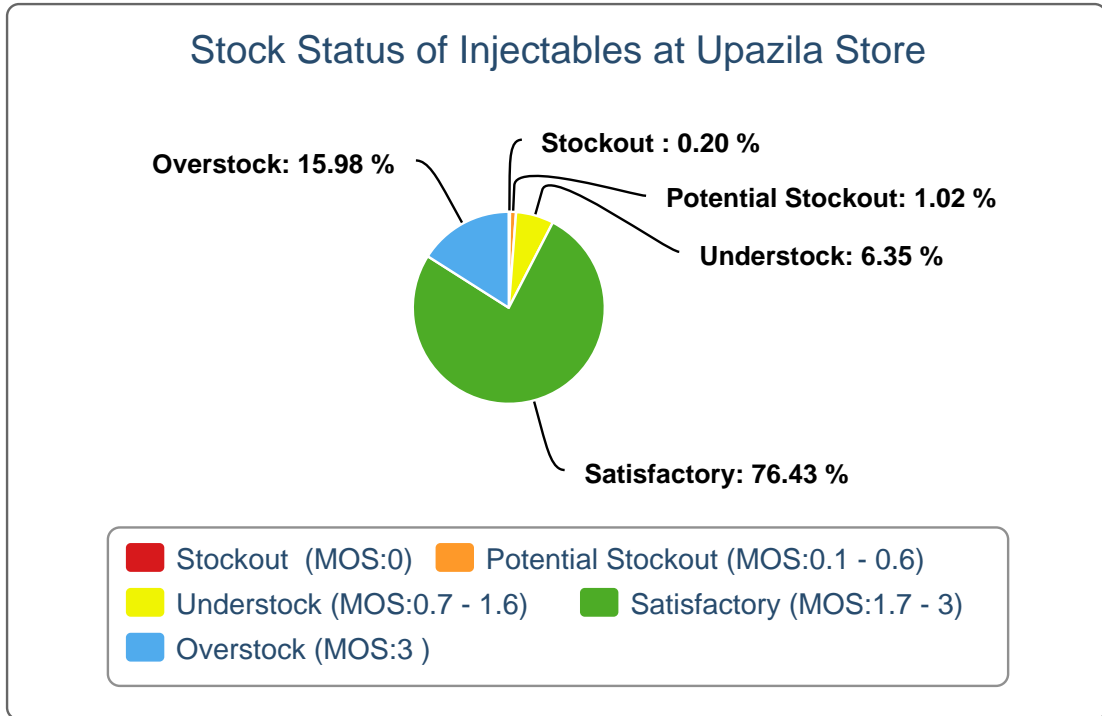
5(e).



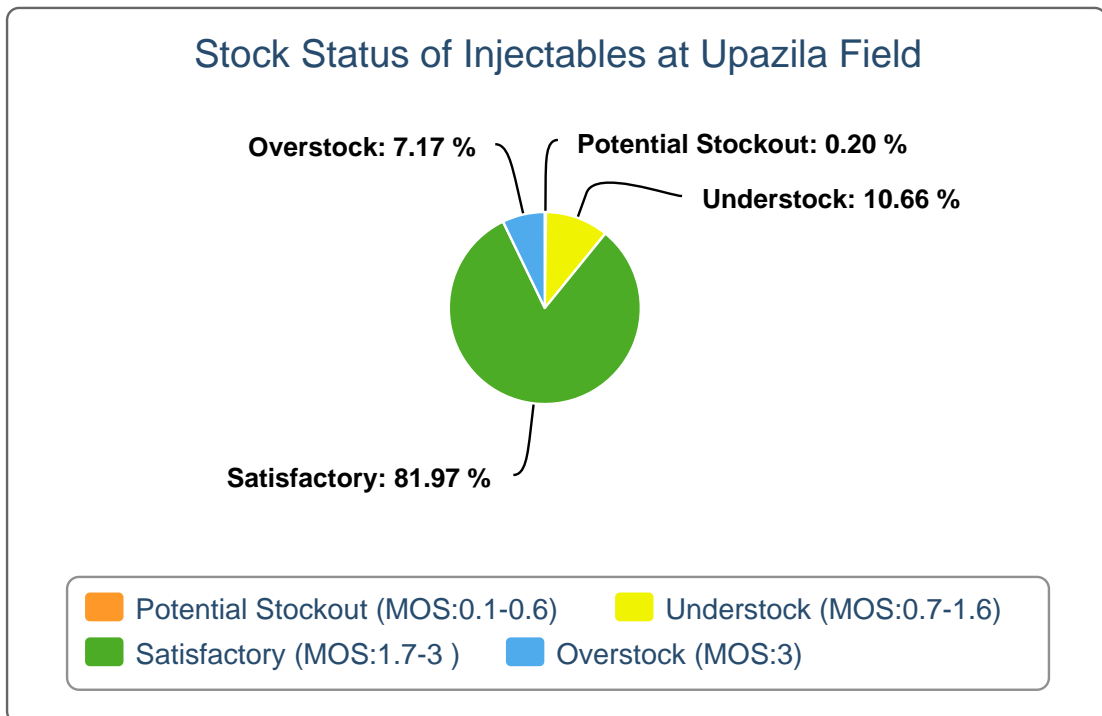
5(f).



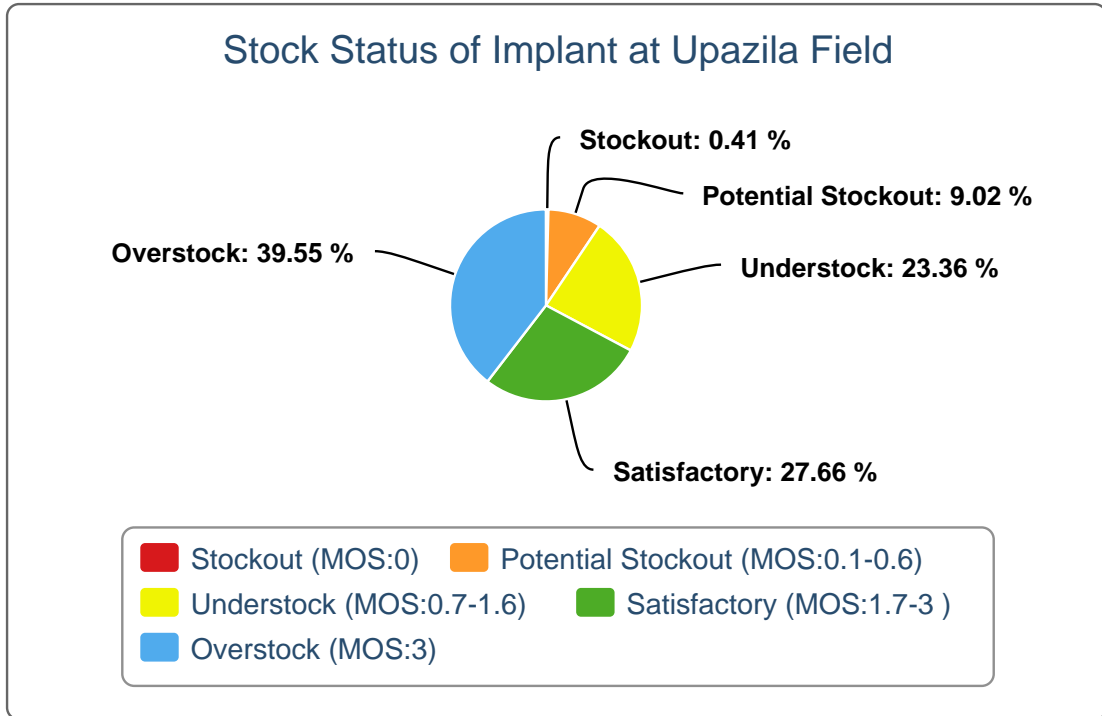
5(g).



5(h).



5(i).



6(a). Contraceptive Stock Status by Product at Regional Warehouses

SL	WH Name	Condom			Shukhi			IUD			Injectables			Implant		
		CBL	AMD	MOS	CBL	AMD	MOS	CBL	AMD	MOS	CBL	AMD	MOS	CBL	AMD	MOS
1	Bandarban RWH	108,000	39,361	2.7	64,800	20,181	3.2	260	102	2.5	16,000	2,959	5.4	988	217	4.6
2	Bhola RWH	475,200	100,392	4.7	398,880	82,534	4.8	2,100	254	8.3	50,000	38,113	1.3	1,182	505	2.3
3	Bogura RWH	5,656,000	563,696	10.0	6,486,590	358,179	18.1	12,500	556	22.5	652,500	32,478	20.1	28,888	2,278	12.7
4	Chattogram RWH	5,162,600	500,235	10.3	17,217,761	317,609	54.2	34,790	1,370	25.4	2,565,200	54,194	47.3	6,008	2,341	2.6
5	Cumilla RWH	1,074,600	523,410	2.1	630,030	339,018	1.9	2,716	1,187	2.3	120,000	63,999	1.9	13,463	1,865	7.2
6	Dhaka CWH	3,600,400	1,449,551	2.5	1,866,904	749,216	2.5	269,300	1,822	147.8	304,885	102,452	3.0	376,406	2,676	140.7
7	Dinajpur RWH	615,600	197,318	3.1	243,360	257,725	0.9	6,000	347	17.3	86,000	36,023	2.4	5,590	1,784	3.1
8	Faridpur RWH	849,600	681,352	1.2	499,680	349,763	1.4	6,250	1,005	6.2	128,000	45,910	2.8	3,310	2,401	1.4
9	Jamalpur RWH	295,000	314,102	0.9	580,320	233,826	2.5	3,648	342	10.7	70,000	31,357	2.2	7,950	974	8.2
10	Jashore RWH	594,000	477,161	1.2	531,360	218,573	2.4	6,250	409	15.3	118,600	42,672	2.8	4,452	1,136	3.9
11	Khulna RWH	4,919,200	638,882	7.7	13,815,530	350,954	39.4	8,425	758	11.1	2,162,000	43,224	50.0	8,434	1,535	5.5
12	Kushtia RWH	486,000	302,617	1.6	360,000	152,202	2.4	1,576	168	9.4	73,700	33,104	2.2	1,690	614	2.8
13	Mymensingh RWH	558,000	692,166	0.8	881,280	581,945	1.5	13,150	843	15.6	114,500	55,621	2.1	8,788	2,442	3.6
14	Noakhali RWH	432,000	269,244	1.6	426,240	161,790	2.6	4,425	635	7.0	218,600	40,336	5.4	3,900	1,323	2.9
15	Pabna RWH	550,800	498,287	1.1	1,363,680	310,547	4.4	4,600	713	6.5	96,400	44,597	2.2	4,550	917	5.0
16	Patuakhali RWH	230,400	119,357	1.9	171,360	136,313	1.3	5,250	316	16.6	92,900	25,400	3.7	5,700	1,081	5.3
17	Rajshahi RWH	691,200	640,038	1.1	776,160	265,454	2.9	6,350	419	15.2	71,500	34,461	2.1	9,250	1,217	7.6
18	Rangamati RWH	111,600	46,806	2.4	73,440	34,949	2.1	550	102	5.4	15,500	3,289	4.7	426	227	1.9
19	Rangpur RWH	388,800	551,896	0.7	1,069,920	517,228	2.1	8,700	1,316	6.6	208,000	103,052	2.0	6,820	2,765	2.5
20	Sylhet RWH	435,600	584,770	0.7	696,960	353,819	2.0	875	734	1.2	183,000	48,785	3.8	2,150	1,959	1.1
21	Tangail RWH	522,000	331,615	1.6	354,240	246,383	1.4	3,300	470	7.0	80,000	24,541	3.3	916	865	1.1

6(b). Contraceptive Stock Status by Product at Upazila

SL	Warehouse Name	Upazila Name	Condom			Shukhi			IUD			Injectables			Implant		
			CBL	AMD	MOS	CBL	AMD	MOS	CBL	AMD	MOS	CBL	AMD	MOS	CBL	AMD	MOS
1	Bandarban RWH	Alikadam	7,700	9,884	0.8	4,332	2,538	1.7	9	9	1.0	3,308	503	6.6	22	56	0.4
2	Bandarban RWH	Bandarban Sadar	14,400	4,515	3.2	8,255	3,861	2.1	62	19	3.3	1,803	611	3.0	51	51	1.0
3	Bandarban RWH	Lama	11,900	5,950	2.0	5,940	4,679	1.3	73	42	1.7	864	727	1.2	107	44	2.4
4	Bandarban RWH	Naikhongchhari	21,800	8,850	2.5	11,400	3,988	2.9	46	9	5.1	1,334	729	1.8	147	9	16.3
5	Bandarban RWH	Rowangchhari	11,100	2,118	5.2	5,715	1,989	2.9	57	5	11.4	897	142	6.3	84	26	3.2
6	Bandarban RWH	Ruma	14,788	5,527	2.7	5,841	1,528	3.8	12	7	1.7	1,013	114	8.9	59	8	7.4
7	Bandarban RWH	Thanchi	14,100	2,517	5.6	10,080	1,598	6.3	6	11	0.5	695	133	5.2	20	23	0.9
8	Bhola RWH	Bhola Sadar	28,200	12,182	2.3	18,675	9,213	2.0	197	85	2.3	11,355	4,974	2.3	119	135	0.9
9	Bhola RWH	Burhanuddin	8,550	4,445	1.9	17,610	7,610	2.3	78	22	3.5	3,776	1,536	2.5	72	53	1.4
10	Bhola RWH	Char Fasson	38,800	20,316	1.9	34,680	16,287	2.1	110	39	2.8	16,406	8,517	1.9	0	106	0.0
11	Bhola RWH	Daulat Khan	14,600	6,154	2.4	16,375	6,970	2.3	56	11	5.1	7,100	3,947	1.8	266	29	9.2
12	Bhola RWH	Hizla	16,200	7,601	2.1	10,710	5,071	2.1	48	13	3.7	3,709	1,431	2.6	30	15	2.0
13	Bhola RWH	Lalmohan	34,210	16,820	2.0	23,685	12,216	1.9	85	28	3.0	12,769	6,337	2.0	10	76	0.1
14	Bhola RWH	Manpura	8,600	3,712	2.3	5,407	2,481	2.2	24	5	4.8	4,595	2,039	2.3	10	27	0.4
15	Bhola RWH	Mehendiganj	30,500	14,163	2.2	23,010	10,694	2.2	67	28	2.4	9,141	4,659	2.0	122	11	11.1
16	Bhola RWH	Muladi	15,500	8,053	1.9	15,210	6,900	2.2	67	10	6.7	3,634	1,698	2.1	72	19	3.8
17	Bhola RWH	Tazumuddin	11,900	6,946	1.7	11,280	5,092	2.2	65	13	5.0	6,100	2,975	2.1	72	34	2.1
18	Bogura RWH	Adamdighi	42,600	10,257	4.2	29,310	5,910	5.0	126	26	4.8	1,457	305	4.8	0	54	0.0
19	Bogura RWH	Akkelpur	32,200	5,395	6.0	15,750	5,405	2.9	51	8	6.4	1,420	421	3.4	200	69	2.9
20	Bogura RWH	Atrai	51,100	12,827	4.0	37,495	11,394	3.3	197	8	24.6	1,510	445	3.4	50	37	1.4
21	Bogura RWH	Badalgachhi	35,200	15,887	2.2	24,205	12,412	2.0	45	9	5.0	3,524	1,730	2.0	100	41	2.4
22	Bogura RWH	Bogura Sadar	68,940	68,495	1.0	22,220	11,975	1.9	80	70	1.1	834	2,387	0.3	102	193	0.5
23	Bogura RWH	Dhamoirhat	24,000	9,722	2.5	25,380	8,868	2.9	86	12	7.2	2,166	991	2.2	50	23	2.2
24	Bogura RWH	Dhunat	71,200	31,675	2.2	44,360	18,978	2.3	83	16	5.2	3,885	1,998	1.9	344	102	3.4
25	Bogura RWH	Dhupchanchia	41,500	8,726	4.8	22,455	7,820	2.9	86	16	5.4	1,628	815	2.0	344	114	3.0

SL	Warehouse Name	Upazila Name	Condom			Shukhi			IUD			Injectables			Implant		
			CBL	AMD	MOS	CBL	AMD	MOS	CBL	AMD	MOS	CBL	AMD	MOS	CBL	AMD	MOS
26	Bogura RWH	Gabtali	100,200	40,992	2.4	36,120	14,966	2.4	67	10	6.7	5,493	2,549	2.2	0	99	0.0
27	Bogura RWH	Ghoraghat	35,800	5,613	6.4	12,840	5,955	2.2	67	18	3.7	1,348	378	3.6	10	45	0.2
28	Bogura RWH	Hakimpur	13,300	6,367	2.1	15,501	3,564	4.3	109	8	13.6	1,258	186	6.8	72	38	1.9
29	Bogura RWH	Joypurhat Sadar	50,100	21,973	2.3	29,025	11,507	2.5	115	42	2.7	2,900	1,002	2.9	292	198	1.5
30	Bogura RWH	Kahaloo	30,900	17,622	1.8	21,255	10,697	2.0	97	27	3.6	2,268	938	2.4	172	129	1.3
31	Bogura RWH	Kalai	19,412	7,330	2.6	23,415	8,350	2.8	30	12	2.5	1,285	477	2.7	0	52	0.0
32	Bogura RWH	Khetlal	17,900	8,311	2.2	15,930	4,769	3.3	41	11	3.7	892	259	3.4	0	51	0.0
33	Bogura RWH	Mahadebpur	34,600	15,348	2.3	31,650	14,718	2.2	50	12	4.2	1,966	868	2.3	150	50	3.0
34	Bogura RWH	Manda	48,000	23,164	2.1	46,800	29,472	1.6	78	52	1.5	1,805	1,964	0.9	60	69	0.9
35	Bogura RWH	Nandigram	18,000	9,882	1.8	17,355	11,412	1.5	35	2	17.5	1,150	373	3.1	122	44	2.8
36	Bogura RWH	Naogaon Sadar	48,800	23,701	2.1	34,575	16,151	2.1	209	19	11.0	3,292	1,432	2.3	76	69	1.1
37	Bogura RWH	Niamatpur	24,800	19,153	1.3	33,840	15,674	2.2	86	14	6.1	2,479	960	2.6	216	61	3.5
38	Bogura RWH	Panchbibi	30,949	14,629	2.1	15,588	9,343	1.7	29	8	3.6	1,765	715	2.5	173	109	1.6
39	Bogura RWH	Patnitala	47,400	12,887	3.7	34,367	9,588	3.6	87	13	6.7	1,602	562	2.9	318	48	6.6
40	Bogura RWH	Porsha	40,740	10,702	3.8	28,905	9,286	3.1	50	11	4.5	1,592	487	3.3	100	22	4.5
41	Bogura RWH	Raninagar	29,900	12,917	2.3	25,125	11,530	2.2	178	6	29.7	1,167	456	2.6	272	30	9.1
42	Bogura RWH	Sapahar	31,442	10,691	2.9	31,442	9,692	3.2	71	9	7.9	2,182	978	2.2	72	31	2.3
43	Bogura RWH	Sariakandi	41,200	13,734	3.0	24,210	8,410	2.9	59	24	2.5	2,552	1,145	2.2	200	131	1.5
44	Bogura RWH	Shajahanpur	81,016	45,160	1.8	32,945	16,931	1.9	81	22	3.7	2,437	1,119	2.2	288	109	2.6
45	Bogura RWH	Sherpur	59,200	33,040	1.8	28,995	18,491	1.6	73	20	3.7	3,007	1,686	1.8	0	88	0.0
46	Bogura RWH	Shibganj	20,000	26,272	0.8	21,300	19,780	1.1	41	9	4.6	4,100	3,653	1.1	0	85	0.0
47	Bogura RWH	Sonatola	43,300	21,224	2.0	28,380	15,131	1.9	160	42	3.8	2,959	1,199	2.5	0	87	0.0
48	Chattogram RWH	Anowara	34,800	12,133	2.9	24,420	10,596	2.3	60	31	1.9	2,046	1,030	2.0	300	39	7.7
49	Chattogram RWH	Banshkhali	39,000	15,946	2.4	24,015	12,070	2.0	86	32	2.7	4,669	2,331	2.0	2	161	0.0
50	Chattogram RWH	Boalkhali	23,800	8,434	2.8	22,079	9,295	2.4	72	28	2.6	1,625	520	3.1	50	41	1.2

SL	Warehouse Name	Upazila Name	Condom			Shukhi			IUD			Injectables			Implant		
			CBL	AMD	MOS	CBL	AMD	MOS	CBL	AMD	MOS	CBL	AMD	MOS	CBL	AMD	MOS
51	Chattogram RWH	Chakaria	40,300	17,690	2.3	32,455	14,548	2.2	192	60	3.2	7,847	3,615	2.2	386	83	4.7
52	Chattogram RWH	Chandanaish	26,100	9,098	2.9	15,120	7,305	2.1	76	36	2.1	2,011	893	2.3	10	38	0.3
53	Chattogram RWH	Cox's Bazar Sadar	70,300	30,359	2.3	48,750	17,803	2.7	309	36	8.6	7,516	3,154	2.4	915	87	10.5
54	Chattogram RWH	Dighinala	18,300	8,414	2.2	15,180	7,703	2.0	140	19	7.4	1,805	964	1.9	50	33	1.5
55	Chattogram RWH	Double Mooring	120,576	59,914	2.0	31,920	13,112	2.4	411	199	2.1	10,983	4,367	2.5	350	178	2.0
56	Chattogram RWH	Fatikchhari	46,844	23,948	2.0	33,875	15,932	2.1	57	27	2.1	4,660	2,361	2.0	222	139	1.6
57	Chattogram RWH	Hathazari	65,700	31,889	2.1	32,725	15,903	2.1	61	31	2.0	2,829	1,269	2.2	200	52	3.8
58	Chattogram RWH	Khagrachhari Sadar	15,500	5,971	2.6	11,180	5,777	1.9	120	52	2.3	1,026	756	1.4	210	23	9.1
59	Chattogram RWH	Kutubdia	28,800	2,948	9.8	19,140	3,664	5.2	169	17	9.9	6,010	1,177	5.1	0	101	0.0
60	Chattogram RWH	Lakshmichhari	7,200	2,150	3.3	4,320	2,677	1.6	55	10	5.5	350	97	3.6	40	15	2.7
61	Chattogram RWH	Lohagara	21,982	7,554	2.9	15,930	8,227	1.9	39	18	2.2	2,663	1,397	1.9	200	26	7.7
62	Chattogram RWH	Mahalchhari	6,800	3,553	1.9	5,625	4,251	1.3	8	7	1.1	723	339	2.1	50	21	2.4
63	Chattogram RWH	Maheshkhali	21,600	7,950	2.7	31,880	15,905	2.0	92	31	3.0	5,737	2,879	2.0	228	49	4.7
64	Chattogram RWH	Manikchhari	8,700	1,292	6.7	4,155	1,889	2.2	81	3	27.0	1,110	556	2.0	200	16	12.5
65	Chattogram RWH	Matiranga	22,900	8,034	2.9	15,265	7,379	2.1	50	19	2.6	1,846	901	2.0	352	72	4.9
66	Chattogram RWH	Mirsharai	71,300	14,955	4.8	59,644	14,189	4.2	158	53	3.0	9,375	2,246	4.2	200	67	3.0
67	Chattogram RWH	Panchhari	7,000	3,172	2.2	9,030	4,159	2.2	28	12	2.3	501	211	2.4	280	53	5.3
68	Chattogram RWH	Panchlaish	73,300	44,411	1.7	19,875	9,484	2.1	238	143	1.7	7,014	3,321	2.1	109	108	1.0
69	Chattogram RWH	Patiya	50,900	22,287	2.3	37,245	18,285	2.0	260	146	1.8	4,390	2,195	2.0	70	115	0.6
70	Chattogram RWH	Pekua	15,900	7,330	2.2	12,225	6,821	1.8	55	12	4.6	3,855	2,225	1.7	250	65	3.8
71	Chattogram RWH	Ramgarh	14,500	3,753	3.9	9,720	4,626	2.1	46	6	7.7	585	250	2.3	153	19	8.1
72	Chattogram RWH	Ramu	28,200	9,413	3.0	16,845	6,927	2.4	131	32	4.1	4,911	2,298	2.1	200	81	2.5
73	Chattogram RWH	Rangunia	45,700	22,196	2.1	23,355	13,413	1.7	77	64	1.2	4,020	1,676	2.4	100	58	1.7
74	Chattogram RWH	Raozan	40,956	18,431	2.2	24,135	12,047	2.0	143	55	2.6	3,154	1,364	2.3	150	131	1.1
75	Chattogram RWH	Sandwip	22,366	8,754	2.6	32,850	10,651	3.1	229	36	6.4	9,494	1,090	8.7	172	67	2.6

SL	Warehouse Name	Upazila Name	Condom			Shukhi			IUD			Injectables			Implant		
			CBL	AMD	MOS	CBL	AMD	MOS	CBL	AMD	MOS	CBL	AMD	MOS	CBL	AMD	MOS
76	Chattogram RWH	Satkania	29,500	13,519	2.2	21,615	10,116	2.1	32	25	1.3	1,861	889	2.1	200	77	2.6
77	Chattogram RWH	Sitakunda	42,700	20,015	2.1	27,435	13,367	2.1	188	67	2.8	3,617	1,810	2.0	100	61	1.6
78	Chattogram RWH	Teknaf	60,668	30,425	2.0	47,540	14,384	3.3	142	43	3.3	10,163	4,536	2.2	336	72	4.7
79	Chattogram RWH	Ukhia	70,300	24,297	2.9	18,085	5,104	3.5	127	20	6.4	3,427	1,477	2.3	400	193	2.1
80	Cumilla RWH	Akhaura	70,960	6,494	10.9	34,491	5,053	6.8	90	11	8.2	2,763	708	3.9	60	25	2.4
81	Cumilla RWH	Ashuganj	57,924	15,480	3.7	26,965	6,780	4.0	246	20	12.3	7,085	875	8.1	100	38	2.6
82	Cumilla RWH	Banchhampur	47,400	16,919	2.8	29,730	9,655	3.1	133	23	5.8	5,333	2,404	2.2	350	139	2.5
83	Cumilla RWH	Barura	78,200	19,637	4.0	12,590	17,138	0.7	69	37	1.9	1,883	2,992	0.6	100	45	2.2
84	Cumilla RWH	Bijoyagar	48,708	15,602	3.1	28,756	9,800	2.9	219	14	15.6	3,846	1,636	2.4	300	44	6.8
85	Cumilla RWH	Brahman Para	36,600	6,927	5.3	21,780	7,696	2.8	126	19	6.6	2,073	722	2.9	150	35	4.3
86	Cumilla RWH	Brahmanbaria Sadar	163,200	23,722	6.9	104,115	9,881	10.5	235	47	5.0	5,540	2,351	2.4	60	96	0.6
87	Cumilla RWH	Burichang	51,200	24,984	2.0	22,920	13,882	1.7	117	47	2.5	3,762	1,898	2.0	250	74	3.4
88	Cumilla RWH	Chandina	112,200	18,653	6.0	37,850	14,506	2.6	183	35	5.2	3,383	2,581	1.3	100	32	3.1
89	Cumilla RWH	Chandpur Sadar	80,000	15,380	5.2	41,425	12,844	3.2	259	90	2.9	6,238	2,489	2.5	210	101	2.1
90	Cumilla RWH	Chaudagram	69,300	17,009	4.1	41,025	12,809	3.2	556	23	24.2	2,423	3,337	0.7	100	28	3.6
91	Cumilla RWH	Cumilla Adarsha Sadar	68,800	36,742	1.9	33,330	16,611	2.0	600	95	6.3	5,731	3,017	1.9	365	140	2.6
92	Cumilla RWH	Cumilla Sadar Dakshin	77,300	16,999	4.5	31,627	14,951	2.1	260	35	7.4	3,985	2,751	1.4	300	47	6.4
93	Cumilla RWH	Daudkandi	135,000	11,503	11.7	47,745	8,728	5.5	186	51	3.6	3,985	1,687	2.4	0	22	0.0
94	Cumilla RWH	Debidwar	138,300	18,803	7.4	25,475	13,765	1.9	164	94	1.7	4,373	2,707	1.6	100	38	2.6
95	Cumilla RWH	Faridganj	128,200	13,154	9.7	68,550	10,036	6.8	205	40	5.1	6,525	2,627	2.5	150	117	1.3
96	Cumilla RWH	Haim Char	25,200	2,648	9.5	22,275	3,577	6.2	63	9	7.0	3,085	484	6.4	100	29	3.4
97	Cumilla RWH	Hajiganj	94,100	7,603	12.4	62,910	9,939	6.3	263	38	6.9	4,430	2,020	2.2	150	71	2.1
98	Cumilla RWH	Homna	119,300	15,111	7.9	54,825	7,218	7.6	219	26	8.4	3,541	1,284	2.8	272	19	14.3
99	Cumilla RWH	Kachua	157,000	14,903	10.5	54,060	12,277	4.4	269	48	5.6	1,112	3,455	0.3	100	51	2.0
100	Cumilla RWH	Kasba	134,300	20,652	6.5	42,000	12,615	3.3	159	23	6.9	2,517	1,163	2.2	200	53	3.8

SL	Warehouse Name	Upazila Name	Condom			Shukhi			IUD			Injectables			Implant		
			CBL	AMD	MOS	CBL	AMD	MOS	CBL	AMD	MOS	CBL	AMD	MOS	CBL	AMD	MOS
101	Cumilla RWH	Laksam	55,500	11,682	4.8	32,790	8,582	3.8	73	35	2.1	146	1,716	0.1	160	29	5.5
102	Cumilla RWH	Manoharganj	78,200	10,130	7.7	33,540	7,977	4.2	96	11	8.7	4,693	1,216	3.9	200	30	6.7
103	Cumilla RWH	Matlab Dakshin	97,400	12,104	8.0	54,507	6,720	8.1	174	39	4.5	3,514	1,883	1.9	165	43	3.8
104	Cumilla RWH	Matlab Uttar	95,400	16,060	5.9	47,650	11,524	4.1	171	51	3.4	3,824	1,560	2.5	50	73	0.7
105	Cumilla RWH	Meghna	54,500	5,316	10.3	41,370	4,022	10.3	40	9	4.4	2,208	829	2.7	200	41	4.9
106	Cumilla RWH	Muradnagar	72,070	38,180	1.9	21,615	16,819	1.3	118	61	1.9	3,512	3,111	1.1	328	56	5.9
107	Cumilla RWH	Nabinagar	133,700	23,009	5.8	59,685	12,410	4.8	152	14	10.9	3,481	1,848	1.9	150	78	1.9
108	Cumilla RWH	Nangalkot	76,700	21,883	3.5	34,260	10,453	3.3	236	30	7.9	4,633	2,470	1.9	150	62	2.4
109	Cumilla RWH	Nasirnagar	74,400	12,895	5.8	20,310	9,939	2.0	260	27	9.6	2,631	1,225	2.1	350	53	6.6
110	Cumilla RWH	Sarail	51,200	18,037	2.8	38,685	10,115	3.8	165	19	8.7	3,170	1,703	1.9	200	77	2.6
111	Cumilla RWH	Shahrasti	45,500	4,182	10.9	31,050	6,154	5.0	119	22	5.4	3,533	1,994	1.8	200	51	3.9
112	Cumilla RWH	Titas	91,200	11,007	8.3	43,680	4,542	9.6	95	44	2.2	3,327	1,256	2.6	89	28	3.2
113	Dhaka CWH	Araihazar	43,500	13,544	3.2	27,660	18,086	1.5	145	35	4.1	4,200	2,182	1.9	0	75	0.0
114	Dhaka CWH	Bandar	88,408	42,730	2.1	35,395	16,898	2.1	107	26	4.1	4,397	2,164	2.0	0	60	0.0
115	Dhaka CWH	Belabo	22,500	12,240	1.8	18,000	9,674	1.9	99	13	7.6	2,082	1,042	2.0	0	52	0.0
116	Dhaka CWH	Daulatpur	28,000	12,394	2.3	19,245	9,508	2.0	66	6	11.0	1,877	946	2.0	100	61	1.6
117	Dhaka CWH	Dhamrai	35,500	27,788	1.3	49,276	23,333	2.1	302	112	2.7	3,434	1,591	2.2	72	64	1.1
118	Dhaka CWH	Dohar	26,652	13,358	2.0	16,008	7,676	2.1	64	18	3.6	1,308	602	2.2	0	39	0.0
119	Dhaka CWH	Gazaria	15,300	7,788	2.0	3,690	7,177	0.5	73	8	9.1	1,299	559	2.3	151	21	7.2
120	Dhaka CWH	Gazipur Sadar	94,220	49,290	1.9	44,145	21,142	2.1	88	37	2.4	4,379	2,075	2.1	0	62	0.0
121	Dhaka CWH	Ghior	40,800	20,408	2.0	20,970	9,652	2.2	30	9	3.3	2,206	1,033	2.1	300	26	11.5
122	Dhaka CWH	Harirampur	29,932	16,516	1.8	12,975	6,009	2.2	102	13	7.8	768	410	1.9	50	37	1.4
123	Dhaka CWH	Kaliakair	52,752	24,839	2.1	34,205	18,500	1.8	120	20	6.0	1,437	739	1.9	100	45	2.2
124	Dhaka CWH	Kaliganj	68,000	27,237	2.5	44,760	14,203	3.2	157	15	10.5	2,124	1,231	1.7	150	18	8.3
125	Dhaka CWH	Kapasia	40,500	18,573	2.2	25,155	11,387	2.2	27	10	2.7	1,496	657	2.3	0	41	0.0

SL	Warehouse Name	Upazila Name	Condom			Shukhi			IUD			Injectables			Implant		
			CBL	AMD	MOS	CBL	AMD	MOS	CBL	AMD	MOS	CBL	AMD	MOS	CBL	AMD	MOS
126	Dhaka CWH	Keraniganj	80,468	48,315	1.7	48,750	26,403	1.8	166	71	2.3	6,906	3,058	2.3	344	88	3.9
127	Dhaka CWH	Lohajang	32,900	13,747	2.4	14,835	7,281	2.0	72	17	4.2	1,898	934	2.0	0	49	0.0
128	Dhaka CWH	Manikganj Sadar	52,500	38,078	1.4	36,555	15,831	2.3	143	29	4.9	4,489	1,875	2.4	0	103	0.0
129	Dhaka CWH	Manohardi	52,800	24,457	2.2	59,790	10,463	5.7	108	35	3.1	4,406	2,146	2.1	0	45	0.0
130	Dhaka CWH	Mirpur	184,700	152,766	1.2	63,585	36,086	1.8	730	243	3.0	27,396	10,926	2.5	400	295	1.4
131	Dhaka CWH	Munshiganj Sadar	55,286	27,687	2.0	34,122	17,384	2.0	106	26	4.1	3,147	1,611	2.0	200	56	3.6
132	Dhaka CWH	Narayanganj Sadar	92,204	89,494	1.0	64,635	48,386	1.3	251	78	3.2	22,519	8,578	2.6	90	152	0.6
133	Dhaka CWH	Narsingdi Sadar	109,211	59,819	1.8	53,203	49,839	1.1	107	90	1.2	14,913	8,373	1.8	0	98	0.0
134	Dhaka CWH	Nawabganj	49,100	23,480	2.1	26,901	12,607	2.1	78	18	4.3	1,844	908	2.0	200	29	6.9
135	Dhaka CWH	Palash	26,000	11,073	2.3	21,585	10,644	2.0	27	16	1.7	2,405	1,198	2.0	100	39	2.6
136	Dhaka CWH	Roypura	111,500	52,683	2.1	44,720	21,313	2.1	157	74	2.1	17,486	8,020	2.2	200	43	4.7
137	Dhaka CWH	Rupganj	101,200	39,338	2.6	78,685	32,388	2.4	139	35	4.0	6,629	3,122	2.1	0	69	0.0
138	Dhaka CWH	Saturia	8,900	9,708	0.9	14,775	7,858	1.9	113	21	5.4	1,329	720	1.8	100	41	2.4
139	Dhaka CWH	Savar	62,500	78,147	0.8	97,951	27,975	3.5	269	107	2.5	7,962	3,952	2.0	100	102	1.0
140	Dhaka CWH	Serajdikhan	44,492	20,592	2.2	27,900	17,888	1.6	67	27	2.5	2,818	1,454	1.9	100	35	2.9
141	Dhaka CWH	Shibalaya	33,770	16,981	2.0	16,710	8,112	2.1	82	9	9.1	2,695	1,429	1.9	100	58	1.7
142	Dhaka CWH	Shibpur	44,500	21,179	2.1	28,918	14,034	2.1	50	22	2.3	4,019	1,877	2.1	100	45	2.2
143	Dhaka CWH	Singair	54,500	25,863	2.1	27,925	13,565	2.1	56	12	4.7	1,826	886	2.1	100	54	1.9
144	Dhaka CWH	Sonargaon	63,100	30,884	2.0	45,840	21,152	2.2	142	46	3.1	5,958	2,905	2.1	50	74	0.7
145	Dhaka CWH	Sreenagar	31,900	36,375	0.9	5,240	17,310	0.3	77	20	3.9	2,054	1,743	1.2	300	38	7.9
146	Dhaka CWH	Sreepur	69,660	31,867	2.2	36,465	19,574	1.9	55	17	3.2	4,016	1,908	2.1	0	78	0.0
147	Dhaka CWH	Tejgaon	688,200	264,977	2.6	316,080	120,329	2.6	995	427	2.3	25,975	17,589	1.5	542	375	1.4
148	Dhaka CWH	Tongi	83,540	33,646	2.5	25,980	10,353	2.5	155	55	2.8	4,569	1,565	2.9	480	87	5.5
149	Dhaka CWH	Tongibari	28,600	11,690	2.4	19,230	9,196	2.1	31	5	6.2	955	444	2.2	400	22	18.2
150	Dinajpur RWH	Atwari	19,800	5,710	3.5	32,747	8,572	3.8	110	9	12.2	2,882	1,048	2.8	0	24	0.0

SL	Warehouse Name	Upazila Name	Condom			Shukhi			IUD			Injectables			Implant		
			CBL	AMD	MOS	CBL	AMD	MOS	CBL	AMD	MOS	CBL	AMD	MOS	CBL	AMD	MOS
151	Dinajpur RWH	Baliadangi	24,400	4,926	5.0	47,715	8,517	5.6	60	8	7.5	4,078	1,927	2.1	0	22	0.0
152	Dinajpur RWH	Biral	19,626	7,270	2.7	51,825	9,250	5.6	70	19	3.7	2,760	648	4.3	10	93	0.1
153	Dinajpur RWH	Birampur	17,400	5,448	3.2	50,295	5,511	9.1	81	10	8.1	1,470	296	5.0	0	45	0.0
154	Dinajpur RWH	Birganj	26,100	10,360	2.5	68,265	17,370	3.9	173	19	9.1	3,463	1,694	2.0	200	153	1.3
155	Dinajpur RWH	Bochaganj	17,842	5,993	3.0	26,160	8,203	3.2	83	18	4.6	1,481	580	2.6	0	79	0.0
156	Dinajpur RWH	Boda	10,700	9,621	1.1	18,210	16,437	1.1	35	14	2.5	5,381	2,582	2.1	200	95	2.1
157	Dinajpur RWH	Chirirbandar	21,400	7,678	2.8	30,450	13,537	2.2	78	17	4.6	2,676	1,155	2.3	0	139	0.0
158	Dinajpur RWH	Debiganj	32,900	10,613	3.1	47,970	19,165	2.5	105	18	5.8	7,490	3,641	2.1	0	65	0.0
159	Dinajpur RWH	Dinajpur Sadar	61,800	25,874	2.4	49,035	19,926	2.5	162	41	4.0	7,373	2,851	2.6	100	234	0.4
160	Dinajpur RWH	Fulbari	21,200	5,612	3.8	49,965	5,445	9.2	88	12	7.3	1,908	221	8.6	100	44	2.3
161	Dinajpur RWH	Haripur	15,200	8,526	1.8	39,870	9,187	4.3	35	7	5.0	2,827	1,327	2.1	0	23	0.0
162	Dinajpur RWH	Kaharole	15,400	3,821	4.0	20,900	8,126	2.6	106	8	13.3	1,323	611	2.2	0	115	0.0
163	Dinajpur RWH	Khansama	19,260	4,250	4.5	43,968	10,714	4.1	86	13	6.6	2,541	1,112	2.3	0	105	0.0
164	Dinajpur RWH	Nawabganj	26,000	9,240	2.8	48,580	11,183	4.3	128	7	18.3	3,985	1,218	3.3	0	61	0.0
165	Dinajpur RWH	Panchagarh Sadar	18,356	9,715	1.9	21,732	13,290	1.6	38	15	2.5	4,242	2,090	2.0	0	64	0.0
166	Dinajpur RWH	Parbatipur	36,600	19,886	1.8	20,528	13,307	1.5	102	36	2.8	5,369	2,479	2.2	150	141	1.1
167	Dinajpur RWH	Pirganj	12,300	9,528	1.3	44,730	12,202	3.7	48	17	2.8	6,282	3,177	2.0	200	54	3.7
168	Dinajpur RWH	Ranisankail	11,420	4,471	2.6	54,150	12,746	4.2	34	8	4.3	2,402	1,072	2.2	0	51	0.0
169	Dinajpur RWH	Tentulia	17,740	7,349	2.4	12,420	7,959	1.6	77	13	5.9	1,803	727	2.5	50	18	2.8
170	Dinajpur RWH	Thakurgaon Sadar	45,700	21,427	2.1	64,440	27,078	2.4	120	38	3.2	11,200	5,567	2.0	0	159	0.0
171	Faridpur RWH	Agailjhara	22,510	6,935	3.2	20,302	6,540	3.1	110	13	8.5	2,109	642	3.3	222	46	4.8
172	Faridpur RWH	Alfadanga	70,500	19,891	3.5	12,240	4,252	2.9	25	5	5.0	2,206	614	3.6	0	36	0.0
173	Faridpur RWH	Babuganj	22,000	5,742	3.8	20,835	6,061	3.4	113	19	5.9	1,902	622	3.1	0	28	0.0
174	Faridpur RWH	Baliakandi	63,522	23,943	2.7	28,493	10,792	2.6	104	30	3.5	3,758	1,281	2.9	222	55	4.0
175	Faridpur RWH	Banari Para	20,700	6,086	3.4	38,175	6,323	6.0	71	8	8.9	1,927	583	3.3	294	49	6.0

SL	Warehouse Name	Upazila Name	Condom			Shukhi			IUD			Injectables			Implant		
			CBL	AMD	MOS	CBL	AMD	MOS	CBL	AMD	MOS	CBL	AMD	MOS	CBL	AMD	MOS
176	Faridpur RWH	Barishal Sadar (kotwali)	84,500	28,119	3.0	56,085	13,851	4.0	176	69	2.6	8,146	3,337	2.4	345	135	2.6
177	Faridpur RWH	Bhanga	59,300	26,027	2.3	28,467	14,067	2.0	221	68	3.3	2,492	798	3.1	522	87	6.0
178	Faridpur RWH	Bhedarganj	41,500	12,984	3.2	29,460	7,348	4.0	82	19	4.3	6,614	1,715	3.9	144	59	2.4
179	Faridpur RWH	Boalmari	82,500	19,712	4.2	40,665	11,753	3.5	44	14	3.1	3,509	1,402	2.5	244	59	4.1
180	Faridpur RWH	Char Bhadrasan	20,100	6,204	3.2	5,454	1,230	4.4	98	11	8.9	1,562	165	9.5	122	24	5.1
181	Faridpur RWH	Damudya	18,900	5,481	3.4	15,465	3,323	4.7	98	13	7.5	1,683	349	4.8	100	11	9.1
182	Faridpur RWH	Faridpur Sadar	96,800	48,846	2.0	39,405	13,115	3.0	140	55	2.5	6,028	2,970	2.0	494	126	3.9
183	Faridpur RWH	Gaurnadi	28,400	9,200	3.1	35,865	9,922	3.6	85	13	6.5	4,028	1,121	3.6	72	28	2.6
184	Faridpur RWH	Goalanda	69,672	35,020	2.0	26,730	5,564	4.8	103	7	14.7	3,708	1,220	3.0	72	60	1.2
185	Faridpur RWH	Gopalganj Sadar	100,331	33,812	3.0	43,117	13,385	3.2	123	38	3.2	3,842	1,316	2.9	402	158	2.5
186	Faridpur RWH	Gosairhat	36,100	11,304	3.2	25,730	5,773	4.5	191	41	4.7	3,208	1,065	3.0	100	14	7.1
187	Faridpur RWH	Jhalokati Sadar	23,500	9,369	2.5	15,090	6,448	2.3	100	23	4.3	3,060	865	3.5	172	98	1.8
188	Faridpur RWH	Kalkini	48,700	15,664	3.1	29,220	9,076	3.2	102	20	5.1	2,855	1,224	2.3	122	93	1.3
189	Faridpur RWH	Kashiani	68,900	26,190	2.6	32,015	13,229	2.4	35	9	3.9	3,290	1,164	2.8	152	47	3.2
190	Faridpur RWH	Kotalipara	37,300	11,334	3.3	34,845	14,314	2.4	54	8	6.8	1,784	679	2.6	20	82	0.2
191	Faridpur RWH	Madaripur Sadar	62,348	22,541	2.8	25,885	13,391	1.9	259	85	3.0	10,716	4,690	2.3	222	100	2.2
192	Faridpur RWH	Madhukhali	47,900	15,228	3.1	34,455	11,512	3.0	110	37	3.0	3,529	1,324	2.7	100	76	1.3
193	Faridpur RWH	Muksudpur	90,595	29,951	3.0	32,776	19,971	1.6	58	30	1.9	4,643	1,849	2.5	272	62	4.4
194	Faridpur RWH	Nagarkanda	44,000	14,414	3.1	36,645	9,331	3.9	161	38	4.2	2,443	583	4.2	122	55	2.2
195	Faridpur RWH	Naria	29,400	11,381	2.6	14,565	7,801	1.9	12	17	0.7	2,525	830	3.0	223	38	5.9
196	Faridpur RWH	Nesarabad (swarupkati)	49,200	17,453	2.8	33,645	12,158	2.8	105	24	4.4	3,640	1,173	3.1	372	79	4.7
197	Faridpur RWH	Pangsha	88,900	40,252	2.2	36,300	16,786	2.2	103	26	4.0	5,526	2,265	2.4	782	124	6.3
198	Faridpur RWH	Rajbari Sadar	120,800	55,994	2.2	40,620	13,646	3.0	360	104	3.5	6,804	2,440	2.8	330	189	1.7
199	Faridpur RWH	Rajoir	41,600	13,315	3.1	26,181	9,487	2.8	59	13	4.5	2,887	1,364	2.1	372	44	8.5
200	Faridpur RWH	Sadarpur	37,200	14,335	2.6	29,475	6,212	4.7	58	15	3.9	2,045	532	3.8	193	29	6.7

SL	Warehouse Name	Upazila Name	Condom			Shukhi			IUD			Injectables			Implant		
			CBL	AMD	MOS	CBL	AMD	MOS	CBL	AMD	MOS	CBL	AMD	MOS	CBL	AMD	MOS
201	Faridpur RWH	Saltha	41,400	11,435	3.6	34,845	7,014	5.0	77	16	4.8	2,395	624	3.8	72	23	3.1
202	Faridpur RWH	Shariatpur Sadar	25,900	10,163	2.5	21,420	6,698	3.2	100	43	2.3	2,505	787	3.2	0	44	0.0
203	Faridpur RWH	Shib Char	93,000	25,500	3.6	41,610	15,950	2.6	103	33	3.1	6,463	2,164	3.0	144	68	2.1
204	Faridpur RWH	Tungipara	35,500	10,709	3.3	17,475	5,521	3.2	102	9	11.3	2,473	512	4.8	216	44	4.9
205	Faridpur RWH	Wazirpur	33,300	10,944	3.0	34,185	11,344	3.0	59	14	4.2	1,987	868	2.3	217	83	2.6
206	Faridpur RWH	Zanjira	57,000	15,874	3.6	30,610	6,575	4.7	90	18	5.0	3,434	773	4.4	242	48	5.0
207	Jamalpur RWH	Bakshiganj	42,500	21,378	2.0	22,165	10,136	2.2	64	14	4.6	1,755	1,096	1.6	0	83	0.0
208	Jamalpur RWH	Char Rajibpur	33,900	19,604	1.7	11,865	6,121	1.9	26	2	13.0	2,690	1,405	1.9	42	24	1.8
209	Jamalpur RWH	Dewanganj	48,280	23,903	2.0	27,870	14,144	2.0	58	23	2.5	5,208	2,755	1.9	230	101	2.3
210	Jamalpur RWH	Islampur	61,500	28,460	2.2	35,734	22,575	1.6	115	52	2.2	2,109	1,593	1.3	200	82	2.4
211	Jamalpur RWH	Jamalpur Sadar	66,300	40,198	1.6	52,525	34,409	1.5	128	46	2.8	9,594	4,550	2.1	256	130	2.0
212	Jamalpur RWH	Jhenaigati	58,400	14,774	4.0	38,050	15,493	2.5	34	12	2.8	2,512	1,554	1.6	200	39	5.1
213	Jamalpur RWH	Madarganj	37,100	14,885	2.5	28,080	12,283	2.3	170	54	3.1	2,520	901	2.8	72	82	0.9
214	Jamalpur RWH	Melandaha	54,600	26,305	2.1	41,760	19,728	2.1	75	27	2.8	5,050	2,610	1.9	200	58	3.4
215	Jamalpur RWH	Nakla	58,800	11,295	5.2	58,930	11,856	5.0	44	19	2.3	2,792	1,335	2.1	128	59	2.2
216	Jamalpur RWH	Nalitabari	57,800	18,858	3.1	34,785	15,950	2.2	60	11	5.5	2,846	1,520	1.9	40	56	0.7
217	Jamalpur RWH	Raumari	45,400	20,350	2.2	21,915	10,518	2.1	46	16	2.9	3,631	1,969	1.8	150	28	5.4
218	Jamalpur RWH	Sarishabari	33,300	25,826	1.3	29,745	15,462	1.9	50	37	1.4	3,525	1,790	2.0	100	70	1.4
219	Jamalpur RWH	Sherpur Sadar	46,100	32,623	1.4	61,680	31,756	1.9	42	23	1.8	14,000	7,173	2.0	0	76	0.0
220	Jamalpur RWH	Sreebardi	29,844	15,643	1.9	25,335	13,395	1.9	21	6	3.5	1,808	1,106	1.6	200	86	2.3
221	Jashore RWH	Abhaynagar	81,200	21,383	3.8	22,305	8,296	2.7	173	18	9.6	8,095	2,133	3.8	72	57	1.3
222	Jashore RWH	Bagher Para	65,900	21,443	3.1	16,860	8,705	1.9	108	13	8.3	2,852	1,450	2.0	472	49	9.6
223	Jashore RWH	Chaugachha	47,000	21,265	2.2	12,555	6,998	1.8	94	17	5.5	2,080	1,018	2.0	449	45	10.0
224	Jashore RWH	Harinakunda	46,500	9,169	5.1	14,895	8,788	1.7	200	9	22.2	1,825	889	2.1	172	49	3.5
225	Jashore RWH	Jashore Sadar	105,700	85,062	1.2	35,220	31,791	1.1	167	46	3.6	12,240	7,432	1.6	272	141	1.9

SL	Warehouse Name	Upazila Name	Condom			Shukhi			IUD			Injectables			Implant		
			CBL	AMD	MOS	CBL	AMD	MOS	CBL	AMD	MOS	CBL	AMD	MOS	CBL	AMD	MOS
226	Jashore RWH	Jhenaidah Sadar	46,555	23,779	2.0	22,305	12,503	1.8	108	58	1.9	4,575	2,253	2.0	150	63	2.4
227	Jashore RWH	Jhikargachha	42,500	19,967	2.1	22,260	8,846	2.5	140	26	5.4	4,500	1,736	2.6	72	33	2.2
228	Jashore RWH	Kalia	38,800	19,093	2.0	18,870	8,127	2.3	24	7	3.4	1,425	672	2.1	738	20	36.9
229	Jashore RWH	Kaliganj	44,800	24,478	1.8	44,250	9,341	4.7	127	8	15.9	2,240	1,078	2.1	154	44	3.5
230	Jashore RWH	Keshabpur	52,700	15,025	3.5	20,085	8,682	2.3	131	10	13.1	4,652	1,741	2.7	176	47	3.7
231	Jashore RWH	Kotchandpur	18,800	8,765	2.1	7,545	4,353	1.7	110	5	22.0	1,600	685	2.3	444	30	14.8
232	Jashore RWH	Lohagara	54,428	19,321	2.8	24,575	8,074	3.0	60	17	3.5	2,854	1,360	2.1	844	28	30.1
233	Jashore RWH	Magura Sadar	52,200	28,290	1.8	28,755	13,306	2.2	142	50	2.8	6,185	2,999	2.1	200	111	1.8
234	Jashore RWH	Maheshpur	75,148	17,528	4.3	40,270	7,156	5.6	125	25	5.0	7,100	3,190	2.2	0	50	0.0
235	Jashore RWH	Manirampur	59,800	28,944	2.1	35,730	15,676	2.3	255	13	19.6	11,526	5,785	2.0	316	77	4.1
236	Jashore RWH	Mohammadpur	18,500	7,119	2.6	18,214	7,015	2.6	122	13	9.4	1,554	818	1.9	100	26	3.8
237	Jashore RWH	Narail Sadar	57,300	28,890	2.0	24,255	11,476	2.1	204	16	12.8	6,589	1,909	3.5	322	46	7.0
238	Jashore RWH	Shailkupa	97,800	25,769	3.8	32,610	13,157	2.5	82	14	5.9	3,044	1,537	2.0	316	83	3.8
239	Jashore RWH	Shalikhha	14,400	6,521	2.2	17,400	6,967	2.5	55	11	5.0	1,096	536	2.0	372	41	9.1
240	Jashore RWH	Sharsha	67,800	33,195	2.0	21,585	11,505	1.9	86	21	4.1	5,205	2,458	2.1	150	51	2.9
241	Jashore RWH	Sreepur	27,000	12,155	2.2	16,545	7,811	2.1	85	12	7.1	2,157	993	2.2	394	45	8.8
242	Khulna RWH	Assasuni	34,200	17,348	2.0	30,135	16,943	1.8	18	5	3.6	2,860	1,416	2.0	50	51	1.0
243	Khulna RWH	Bagerhat Sadar	51,500	20,555	2.5	34,875	12,182	2.9	44	10	4.4	4,207	1,295	3.2	50	74	0.7
244	Khulna RWH	Batiaghata	41,700	15,245	2.7	29,700	9,730	3.1	33	7	4.7	2,595	798	3.3	172	35	4.9
245	Khulna RWH	Bhandaria	33,800	11,272	3.0	24,840	6,654	3.7	123	17	7.2	2,472	1,000	2.5	150	40	3.8
246	Khulna RWH	Chitalmari	45,100	19,553	2.3	26,955	8,515	3.2	30	2	15.0	2,813	1,183	2.4	50	19	2.6
247	Khulna RWH	Dacope	37,100	9,401	3.9	38,145	7,137	5.3	39	6	6.5	1,754	584	3.0	172	63	2.7
248	Khulna RWH	Daulatpur	134,400	53,120	2.5	63,930	12,540	5.1	100	20	5.0	8,200	3,114	2.6	272	52	5.2
249	Khulna RWH	Debhata	30,000	12,285	2.4	15,930	6,253	2.5	49	5	9.8	1,343	473	2.8	80	18	4.4
250	Khulna RWH	Dumuria	76,150	29,719	2.6	71,775	16,147	4.4	107	46	2.3	5,010	2,264	2.2	0	175	0.0

SL	Warehouse Name	Upazila Name	Condom			Shukhi			IUD			Injectables			Implant		
			CBL	AMD	MOS	CBL	AMD	MOS	CBL	AMD	MOS	CBL	AMD	MOS	CBL	AMD	MOS
251	Khulna RWH	Fakirhat	37,100	9,553	3.9	38,310	5,120	7.5	32	4	8.0	1,460	579	2.5	100	28	3.6
252	Khulna RWH	Indurkani	22,700	3,969	5.7	20,925	4,213	5.0	48	9	5.3	1,329	537	2.5	10	34	0.3
253	Khulna RWH	Kachua	21,200	7,395	2.9	19,305	5,423	3.6	33	7	4.7	1,794	574	3.1	50	25	2.0
254	Khulna RWH	Kalaroa	62,600	26,270	2.4	46,575	8,285	5.6	35	6	5.8	3,512	1,208	2.9	50	27	1.9
255	Khulna RWH	Kaliganj	62,100	25,332	2.5	46,350	15,510	3.0	67	6	11.2	4,085	1,407	2.9	0	50	0.0
256	Khulna RWH	Kanthalia	19,897	4,317	4.6	19,785	4,273	4.6	23	5	4.6	1,964	755	2.6	50	22	2.3
257	Khulna RWH	Kawkhali	18,900	4,443	4.3	15,920	3,372	4.7	100	19	5.3	1,370	343	4.0	100	25	4.0
258	Khulna RWH	Khulna Sadar	127,200	99,952	1.3	48,360	23,320	2.1	543	238	2.3	12,810	6,164	2.1	256	48	5.3
259	Khulna RWH	Koyra	25,700	12,563	2.0	16,185	12,094	1.3	37	13	2.8	1,093	666	1.6	144	55	2.6
260	Khulna RWH	Mathbaria	77,100	15,654	4.9	84,075	15,677	5.4	76	25	3.0	4,131	1,736	2.4	150	37	4.1
261	Khulna RWH	Mollahat	37,200	10,209	3.6	28,950	8,665	3.3	72	7	10.3	1,114	467	2.4	0	23	0.0
262	Khulna RWH	Mongla	42,800	12,869	3.3	26,295	6,779	3.9	83	19	4.4	2,751	739	3.7	122	34	3.6
263	Khulna RWH	Morrelganj	78,020	18,715	4.2	57,375	21,258	2.7	145	64	2.3	5,417	2,035	2.7	200	84	2.4
264	Khulna RWH	Nazirpur	35,000	14,409	2.4	33,555	9,690	3.5	5	19	0.3	3,240	1,263	2.6	100	40	2.5
265	Khulna RWH	Paikgachha	34,900	13,699	2.5	29,220	14,506	2.0	28	10	2.8	1,975	997	2.0	0	65	0.0
266	Khulna RWH	Phultala	60,900	15,409	4.0	24,375	5,149	4.7	110	20	5.5	1,750	792	2.2	0	39	0.0
267	Khulna RWH	Pirojpur Sadar	34,900	8,528	4.1	35,805	7,111	5.0	90	35	2.6	2,615	907	2.9	50	54	0.9
268	Khulna RWH	Rajapur	24,300	7,058	3.4	14,760	4,279	3.4	39	5	7.8	1,802	625	2.9	50	13	3.8
269	Khulna RWH	Rampal	40,600	15,403	2.6	46,965	10,222	4.6	68	14	4.9	1,630	395	4.1	144	35	4.1
270	Khulna RWH	Rupsa	34,697	14,123	2.5	18,270	6,923	2.6	489	23	21.3	1,088	425	2.6	0	36	0.0
271	Khulna RWH	Sarankhola	38,800	12,609	3.1	18,020	6,994	2.6	60	6	10.0	2,920	1,315	2.2	0	27	0.0
272	Khulna RWH	Satkhira Sadar	74,100	45,800	1.6	42,910	17,442	2.5	55	24	2.3	5,027	3,869	1.3	172	71	2.4
273	Khulna RWH	Shyamnagar	47,800	17,733	2.7	45,765	16,961	2.7	69	10	6.9	3,020	857	3.5	172	57	3.0
274	Khulna RWH	Tala	44,100	18,417	2.4	41,310	13,772	3.0	154	45	3.4	6,392	2,085	3.1	0	54	0.0
275	Khulna RWH	Terokhada	39,300	15,955	2.5	20,325	7,815	2.6	45	7	6.4	1,309	357	3.7	50	25	2.0

SL	Warehouse Name	Upazila Name	Condom			Shukhi			IUD			Injectables			Implant		
			CBL	AMD	MOS	CBL	AMD	MOS	CBL	AMD	MOS	CBL	AMD	MOS	CBL	AMD	MOS
276	Kushtia RWH	Alamdanga	44,200	19,190	2.3	30,255	14,248	2.1	31	7	4.4	4,949	2,441	2.0	0	87	0.0
277	Kushtia RWH	Bheramara	48,200	22,547	2.1	16,605	8,130	2.0	40	10	4.0	3,754	1,752	2.1	52	29	1.8
278	Kushtia RWH	Chuadanga Sadar	54,300	30,854	1.8	24,480	11,656	2.1	67	32	2.1	6,297	3,214	2.0	200	50	4.0
279	Kushtia RWH	Damurhuda	42,000	18,966	2.2	23,190	10,673	2.2	25	9	2.8	7,129	3,470	2.1	400	63	6.3
280	Kushtia RWH	Daulatpur	76,200	39,048	2.0	42,600	21,206	2.0	15	6	2.5	7,273	3,610	2.0	50	24	2.1
281	Kushtia RWH	Gangni	59,900	25,623	2.3	26,670	11,465	2.3	61	11	5.5	8,794	4,376	2.0	2	21	0.1
282	Kushtia RWH	Jiban Nagar	20,000	8,217	2.4	15,705	7,537	2.1	41	22	1.9	3,571	1,699	2.1	100	62	1.6
283	Kushtia RWH	Khoksa	27,400	13,703	2.0	13,345	7,266	1.8	15	5	3.0	232	195	1.2	100	14	7.1
284	Kushtia RWH	Kumarkhali	47,700	26,589	1.8	22,318	12,307	1.8	58	14	4.1	4,730	2,372	2.0	100	80	1.3
285	Kushtia RWH	Kushtia Sadar	75,200	40,550	1.9	44,550	23,332	1.9	113	34	3.3	8,421	4,198	2.0	322	108	3.0
286	Kushtia RWH	Meherpur Sadar	52,000	24,620	2.1	18,150	7,936	2.3	11	10	1.1	5,468	2,637	2.1	50	24	2.1
287	Kushtia RWH	Mirpur	50,700	25,200	2.0	28,605	13,955	2.0	38	5	7.6	4,383	2,126	2.1	50	38	1.3
288	Kushtia RWH	Mujib Nagar	19,000	7,510	2.5	5,070	2,491	2.0	14	3	4.7	1,975	1,014	1.9	0	14	0.0
289	Mymensingh RWH	Atpara	9,300	7,514	1.2	29,440	7,385	4.0	16	3	5.3	1,367	692	2.0	144	60	2.4
290	Mymensingh RWH	Austagram	20,400	15,536	1.3	51,960	7,992	6.5	160	22	7.3	2,670	1,301	2.1	100	29	3.4
291	Mymensingh RWH	Bajitpur	33,880	17,251	2.0	24,720	11,242	2.2	162	16	10.1	1,489	768	1.9	0	27	0.0
292	Mymensingh RWH	Barhatta	19,500	11,155	1.7	19,620	11,871	1.7	138	7	19.7	2,898	1,384	2.1	205	54	3.8
293	Mymensingh RWH	Bhairab	45,476	29,780	1.5	29,220	15,679	1.9	80	26	3.1	3,998	1,933	2.1	0	83	0.0
294	Mymensingh RWH	Bhaluka	40,900	24,501	1.7	38,715	23,264	1.7	73	31	2.4	3,626	1,744	2.1	300	66	4.5
295	Mymensingh RWH	Dharampasha	43,200	22,195	1.9	26,715	15,760	1.7	138	15	9.2	3,399	1,944	1.7	0	124	0.0
296	Mymensingh RWH	Dhobaura	27,000	12,903	2.1	14,595	10,295	1.4	127	6	21.2	2,500	1,324	1.9	30	21	1.4
297	Mymensingh RWH	Durgapur	50,900	22,377	2.3	43,125	16,954	2.5	117	20	5.9	5,522	2,520	2.2	50	57	0.9
298	Mymensingh RWH	Fulbaria	46,300	23,159	2.0	36,480	27,933	1.3	124	39	3.2	3,095	1,525	2.0	0	39	0.0
299	Mymensingh RWH	Gaffargaon	39,555	38,272	1.0	22,380	14,357	1.6	107	20	5.4	4,300	2,207	1.9	0	55	0.0
300	Mymensingh RWH	Gauripur	32,900	16,223	2.0	28,530	15,969	1.8	63	27	2.3	4,165	1,947	2.1	0	39	0.0

SL	Warehouse Name	Upazila Name	Condom			Shukhi			IUD			Injectables			Implant		
			CBL	AMD	MOS	CBL	AMD	MOS	CBL	AMD	MOS	CBL	AMD	MOS	CBL	AMD	MOS
301	Mymensingh RWH	Haluaghat	36,600	15,837	2.3	24,795	16,606	1.5	36	32	1.1	3,883	1,938	2.0	0	39	0.0
302	Mymensingh RWH	Hossainpur	32,200	13,141	2.5	20,550	12,148	1.7	103	19	5.4	2,354	1,126	2.1	100	49	2.0
303	Mymensingh RWH	Ishwarganj	19,500	17,526	1.1	13,441	25,790	0.5	33	4	8.3	3,747	1,858	2.0	144	36	4.0
304	Mymensingh RWH	Itna	28,600	14,330	2.0	27,360	13,230	2.1	151	13	11.6	1,041	584	1.8	0	51	0.0
305	Mymensingh RWH	Kalmakanda	33,600	19,059	1.8	31,680	16,111	2.0	110	10	11.0	2,617	1,236	2.1	200	51	3.9
306	Mymensingh RWH	Karimganj	36,100	16,158	2.2	24,045	13,880	1.7	103	22	4.7	2,538	1,277	2.0	0	94	0.0
307	Mymensingh RWH	Katiadi	30,700	21,380	1.4	35,865	18,747	1.9	127	34	3.7	3,556	1,743	2.0	387	81	4.8
308	Mymensingh RWH	Kendua	31,000	15,784	2.0	37,170	16,196	2.3	82	18	4.6	2,322	1,235	1.9	58	59	1.0
309	Mymensingh RWH	Khaliajuri	11,100	6,685	1.7	45,750	5,665	8.1	104	3	34.7	1,170	456	2.6	300	44	6.8
310	Mymensingh RWH	Kishoreganj Sadar	49,300	27,695	1.8	34,245	19,506	1.8	153	76	2.0	4,708	2,264	2.1	222	67	3.3
311	Mymensingh RWH	Kuliar Char	34,600	20,219	1.7	27,690	9,703	2.9	90	15	6.0	2,489	1,112	2.2	0	78	0.0
312	Mymensingh RWH	Madan	28,715	13,944	2.1	19,755	9,916	2.0	34	9	3.8	1,850	688	2.7	50	72	0.7
313	Mymensingh RWH	Mithamain	13,600	9,052	1.5	51,240	7,614	6.7	159	14	11.4	1,301	245	5.3	72	38	1.9
314	Mymensingh RWH	Mohanganj	12,100	8,162	1.5	23,340	9,928	2.4	112	12	9.3	1,790	929	1.9	0	78	0.0
315	Mymensingh RWH	Muktagachha	39,300	25,030	1.6	37,770	20,778	1.8	131	10	13.1	3,915	1,967	2.0	288	57	5.1
316	Mymensingh RWH	Mymensingh Sadar	59,500	57,499	1.0	65,790	40,183	1.6	262	130	2.0	6,801	3,457	2.0	219	237	0.9
317	Mymensingh RWH	Nandail	20,500	15,490	1.3	19,475	23,630	0.8	56	20	2.8	4,430	2,390	1.9	72	40	1.8
318	Mymensingh RWH	Netrakona Sadar	25,080	19,606	1.3	43,960	21,513	2.0	117	4	29.3	4,585	2,519	1.8	244	121	2.0
319	Mymensingh RWH	Nikli	30,100	13,370	2.3	18,510	6,078	3.0	113	27	4.2	1,780	929	1.9	212	80	2.7
320	Mymensingh RWH	Pakundia	31,116	18,290	1.7	22,305	13,776	1.6	51	22	2.3	2,385	1,243	1.9	2	58	0.0
321	Mymensingh RWH	Phulpur	51,400	21,304	2.4	32,870	29,649	1.1	90	59	1.5	4,195	2,246	1.9	150	148	1.0
322	Mymensingh RWH	Purbadhala	35,100	15,077	2.3	21,900	14,026	1.6	97	11	8.8	3,430	2,042	1.7	0	93	0.0
323	Mymensingh RWH	Tarail	36,100	18,010	2.0	21,390	11,489	1.9	79	21	3.8	2,047	930	2.2	0	48	0.0
324	Mymensingh RWH	Trishal	41,200	28,652	1.4	30,120	27,082	1.1	67	26	2.6	4,114	1,918	2.1	0	69	0.0
325	Noakhali RWH	Begumganj	17,000	21,494	0.8	9,810	12,264	0.8	79	80	1.0	781	1,995	0.4	10	121	0.1

SL	Warehouse Name	Upazila Name	Condom			Shukhi			IUD			Injectables			Implant		
			CBL	AMD	MOS	CBL	AMD	MOS	CBL	AMD	MOS	CBL	AMD	MOS	CBL	AMD	MOS
326	Noakhali RWH	Chatkhil	9,150	4,288	2.1	7,569	3,855	2.0	48	28	1.7	1,693	681	2.5	175	35	5.0
327	Noakhali RWH	Chhagalnaiya	25,100	9,606	2.6	12,735	5,922	2.2	19	12	1.6	2,320	1,013	2.3	75	33	2.3
328	Noakhali RWH	Companiganj	25,612	12,630	2.0	13,920	7,073	2.0	29	12	2.4	2,504	1,341	1.9	0	67	0.0
329	Noakhali RWH	Daganbhuiyan	19,900	13,810	1.4	11,250	5,480	2.1	64	17	3.8	1,877	944	2.0	110	23	4.8
330	Noakhali RWH	Feni Sadar	59,400	43,912	1.4	31,729	18,272	1.7	178	111	1.6	7,462	3,831	1.9	240	130	1.8
331	Noakhali RWH	Fulgazi	18,200	9,125	2.0	10,380	4,349	2.4	19	16	1.2	1,453	667	2.2	150	27	5.6
332	Noakhali RWH	Hatiya	25,136	17,309	1.5	9,469	14,548	0.7	84	38	2.2	2,877	2,723	1.1	350	110	3.2
333	Noakhali RWH	Kabirhat	21,000	10,071	2.1	16,830	7,619	2.2	40	18	2.2	3,177	1,491	2.1	5	64	0.1
334	Noakhali RWH	Kamalnagar	13,500	6,761	2.0	11,229	5,845	1.9	57	17	3.4	5,473	3,203	1.7	155	84	1.8
335	Noakhali RWH	Lakshmipur Sadar	800	13,988	0.1	9,540	11,867	0.8	44	57	0.8	7,700	5,298	1.5	5	108	0.0
336	Noakhali RWH	Noakhali Sadar	9,000	26,301	0.3	7,770	11,906	0.7	114	90	1.3	3,751	3,433	1.1	10	116	0.1
337	Noakhali RWH	Parshuram	32,300	14,486	2.2	11,775	4,531	2.6	4	11	0.4	1,826	701	2.6	100	47	2.1
338	Noakhali RWH	Ramganj	14,700	7,129	2.1	10,595	4,307	2.5	36	14	2.6	3,168	1,570	2.0	100	37	2.7
339	Noakhali RWH	Ramgati	14,757	5,371	2.7	17,623	6,305	2.8	29	11	2.6	5,962	3,471	1.7	101	73	1.4
340	Noakhali RWH	Roypur	6,800	3,502	1.9	9,750	6,100	1.6	100	30	3.3	2,709	1,315	2.1	100	40	2.5
341	Noakhali RWH	Senbagh	27,000	9,887	2.7	17,000	6,969	2.4	20	17	1.2	2,005	1,128	1.8	0	55	0.0
342	Noakhali RWH	Sonagazi	36,164	17,494	2.1	22,080	10,370	2.1	65	27	2.4	4,900	2,439	2.0	150	39	3.8
343	Noakhali RWH	Sonaimuri	18,700	8,639	2.2	12,435	5,535	2.2	52	16	3.3	2,875	1,499	1.9	60	53	1.1
344	Noakhali RWH	Subarnachar	27,300	13,441	2.0	18,585	8,673	2.1	30	13	2.3	3,405	1,593	2.1	0	61	0.0
345	Pabna RWH	Atgharia	20,400	8,663	2.4	23,370	7,440	3.1	88	10	8.8	1,281	450	2.8	0	26	0.0
346	Pabna RWH	Belkuchi	97,700	46,238	2.1	48,975	21,613	2.3	98	21	4.7	3,788	1,894	2.0	100	24	4.2
347	Pabna RWH	Bera	29,200	10,568	2.8	16,710	11,436	1.5	122	63	1.9	3,122	1,358	2.3	105	43	2.4
348	Pabna RWH	Bhangura	36,200	8,486	4.3	53,355	5,534	9.6	39	9	4.3	1,616	175	9.2	10	25	0.4
349	Pabna RWH	Chatmohar	64,000	29,608	2.2	78,525	21,541	3.6	170	26	6.5	4,742	1,104	4.3	200	53	3.8
350	Pabna RWH	Faridpur	31,300	7,844	4.0	23,580	5,660	4.2	43	15	2.9	2,506	1,077	2.3	0	26	0.0

SL	Warehouse Name	Upazila Name	Condom			Shukhi			IUD			Injectables			Implant		
			CBL	AMD	MOS	CBL	AMD	MOS	CBL	AMD	MOS	CBL	AMD	MOS	CBL	AMD	MOS
351	Pabna RWH	Ishwardi	60,120	29,649	2.0	57,960	17,715	3.3	118	19	6.2	3,124	1,533	2.0	0	84	0.0
352	Pabna RWH	Kamarkhanda	38,200	13,001	2.9	23,250	6,791	3.4	83	18	4.6	2,469	1,091	2.3	10	24	0.4
353	Pabna RWH	Kazipur	140,000	36,764	3.8	68,995	13,014	5.3	150	48	3.1	11,500	2,353	4.9	50	97	0.5
354	Pabna RWH	Pabna Sadar	4,600	62,836	0.1	960	40,311	0.0	325	122	2.7	300	8,826	0.0	0	93	0.0
355	Pabna RWH	Royganj	73,000	16,081	4.5	58,320	21,805	2.7	75	30	2.5	4,599	2,243	2.1	150	14	10.7
356	Pabna RWH	Santhia	55,100	20,670	2.7	32,895	17,713	1.9	42	18	2.3	6,700	3,405	2.0	0	46	0.0
357	Pabna RWH	Shahjadpur	150,400	60,477	2.5	119,895	26,994	4.4	421	94	4.5	13,080	6,556	2.0	300	190	1.6
358	Pabna RWH	Sirajganj Sadar	85,100	42,006	2.0	44,280	23,495	1.9	240	57	4.2	8,450	3,932	2.1	0	48	0.0
359	Pabna RWH	Sujanagar	49,400	25,255	2.0	51,240	11,193	4.6	63	28	2.3	5,541	2,620	2.1	0	56	0.0
360	Pabna RWH	Tarash	79,300	15,056	5.3	58,755	15,311	3.8	313	35	8.9	2,985	1,065	2.8	300	31	9.7
361	Pabna RWH	Ullah Para	132,000	65,085	2.0	90,600	42,981	2.1	165	100	1.7	9,310	4,915	1.9	10	37	0.3
362	Patuakhali RWH	Amtali	21,900	11,202	2.0	30,675	15,067	2.0	24	13	1.8	3,781	1,815	2.1	0	172	0.0
363	Patuakhali RWH	Bakerganj	31,316	16,858	1.9	28,995	14,166	2.0	44	26	1.7	3,706	2,026	1.8	200	75	2.7
364	Patuakhali RWH	Bamna	9,700	3,400	2.9	8,220	4,240	1.9	47	15	3.1	651	186	3.5	72	63	1.1
365	Patuakhali RWH	Barguna Sadar	21,400	9,719	2.2	24,150	11,820	2.0	35	21	1.7	7,700	3,728	2.1	200	98	2.0
366	Patuakhali RWH	Bauphal	28,500	10,891	2.6	38,160	14,882	2.6	140	49	2.9	5,350	2,221	2.4	0	97	0.0
367	Patuakhali RWH	Betagi	12,400	5,127	2.4	11,160	5,421	2.1	45	17	2.6	1,420	669	2.1	50	22	2.3
368	Patuakhali RWH	Dashmina	8,800	3,467	2.5	8,010	4,835	1.7	49	18	2.7	1,813	889	2.0	200	53	3.8
369	Patuakhali RWH	Dumki	8,500	3,251	2.6	5,760	2,672	2.2	40	7	5.7	818	389	2.1	50	23	2.2
370	Patuakhali RWH	Galachipa	19,368	10,005	1.9	32,205	17,311	1.9	15	20	0.8	7,292	3,754	1.9	50	109	0.5
371	Patuakhali RWH	Kalapara	22,096	9,463	2.3	24,330	13,145	1.9	75	28	2.7	6,493	3,085	2.1	0	43	0.0
372	Patuakhali RWH	Mirzaganj	16,300	6,830	2.4	15,225	6,160	2.5	41	5	8.2	1,151	609	1.9	200	34	5.9
373	Patuakhali RWH	Nalchity	13,700	6,354	2.2	12,315	6,081	2.0	78	16	4.9	2,936	1,430	2.1	150	42	3.6
374	Patuakhali RWH	Patharghata	14,200	6,969	2.0	14,990	7,598	2.0	56	17	3.3	2,632	1,376	1.9	200	99	2.0
375	Patuakhali RWH	Patuakhali Sadar	38,952	15,821	2.5	27,570	12,915	2.1	80	64	1.3	6,695	3,223	2.1	310	151	2.1

SL	Warehouse Name	Upazila Name	Condom			Shukhi			IUD			Injectables			Implant		
			CBL	AMD	MOS	CBL	AMD	MOS	CBL	AMD	MOS	CBL	AMD	MOS	CBL	AMD	MOS
376	Rajshahi RWH	Bagatipara	40,400	16,411	2.5	14,670	6,056	2.4	22	3	7.3	1,415	351	4.0	0	49	0.0
377	Rajshahi RWH	Bagha	56,400	25,445	2.2	37,305	8,515	4.4	76	5	15.2	3,344	1,469	2.3	100	29	3.4
378	Rajshahi RWH	Baghmara	115,500	42,618	2.7	72,750	28,193	2.6	181	49	3.7	6,782	1,984	3.4	500	57	8.8
379	Rajshahi RWH	Baraigram	68,700	23,897	2.9	42,000	13,498	3.1	87	34	2.6	5,380	2,097	2.6	20	76	0.3
380	Rajshahi RWH	Bholahat	36,952	9,112	4.1	15,990	4,458	3.6	34	7	4.9	1,785	632	2.8	50	24	2.1
381	Rajshahi RWH	Boalia	133,200	48,117	2.8	58,935	5,785	10.2	230	58	4.0	14,560	2,435	6.0	570	123	4.6
382	Rajshahi RWH	Chapai Nababganj Sadar	127,800	48,953	2.6	50,220	16,590	3.0	150	69	2.2	7,510	3,332	2.3	0	42	0.0
383	Rajshahi RWH	Charghat	79,500	23,572	3.4	40,335	11,763	3.4	72	19	3.8	2,350	618	3.8	30	53	0.6
384	Rajshahi RWH	Durgapur	82,000	20,137	4.1	30,255	8,555	3.5	22	6	3.7	1,242	522	2.4	0	30	0.0
385	Rajshahi RWH	Godagari	148,800	52,742	2.8	44,550	16,596	2.7	35	10	3.5	6,271	3,055	2.1	150	41	3.7
386	Rajshahi RWH	Gomastapur	60,300	26,520	2.3	23,190	11,493	2.0	54	21	2.6	2,406	1,150	2.1	0	29	0.0
387	Rajshahi RWH	Gurudaspur	81,100	34,649	2.3	37,080	15,644	2.4	32	7	4.6	3,389	1,312	2.6	300	77	3.9
388	Rajshahi RWH	Lalpur	59,800	21,643	2.8	33,495	15,481	2.2	46	17	2.7	3,538	1,588	2.2	15	57	0.3
389	Rajshahi RWH	Mohanpur	41,614	15,348	2.7	20,865	8,757	2.4	16	4	4.0	3,688	2,002	1.8	0	40	0.0
390	Rajshahi RWH	Nachole	36,300	11,271	3.2	15,810	5,276	3.0	13	5	2.6	2,200	1,036	2.1	0	20	0.0
391	Rajshahi RWH	Natore Sadar	99,662	39,444	2.5	33,326	15,073	2.2	180	36	5.0	4,644	1,363	3.4	5	119	0.0
392	Rajshahi RWH	Paba	94,500	43,899	2.2	26,390	11,127	2.4	24	5	4.8	7,559	3,184	2.4	20	28	0.7
393	Rajshahi RWH	Puthia	57,298	27,339	2.1	56,235	10,693	5.3	40	7	5.7	4,014	1,184	3.4	0	35	0.0
394	Rajshahi RWH	Shibganj	112,500	47,389	2.4	35,280	17,567	2.0	50	21	2.4	5,298	2,295	2.3	0	39	0.0
395	Rajshahi RWH	Singra	89,412	43,001	2.1	52,815	21,026	2.5	59	22	2.7	4,057	1,898	2.1	400	120	3.3
396	Rajshahi RWH	Tanore	46,800	18,531	2.5	28,080	13,308	2.1	52	14	3.7	1,966	954	2.1	0	129	0.0
397	Rangamati RWH	Baghaichhari	29,700	8,780	3.4	15,680	5,804	2.7	28	3	9.3	917	332	2.8	60	16	3.8
398	Rangamati RWH	Barkal	26,800	3,857	6.9	5,775	3,168	1.8	25	2	12.5	1,254	353	3.6	92	11	8.4
399	Rangamati RWH	Belai Chhari	4,657	1,554	3.0	7,693	2,193	3.5	25	2	12.5	628	133	4.7	20	13	1.5
400	Rangamati RWH	Jurai Chhari	12,000	2,236	5.4	12,195	1,758	6.9	20	2	10.0	1,378	144	9.6	100	7	14.3

SL	Warehouse Name	Upazila Name	Condom			Shukhi			IUD			Injectables			Implant		
			CBL	AMD	MOS	CBL	AMD	MOS	CBL	AMD	MOS	CBL	AMD	MOS	CBL	AMD	MOS
401	Rangamati RWH	Kaptai	25,800	5,353	4.8	13,050	3,030	4.3	67	2	33.5	1,020	386	2.6	50	28	1.8
402	Rangamati RWH	Kawkhali (betbunia)	10,900	3,558	3.1	8,925	3,017	3.0	40	5	8.0	1,456	516	2.8	42	32	1.3
403	Rangamati RWH	Langadu	26,300	5,709	4.6	13,990	4,151	3.4	75	6	12.5	1,973	398	5.0	137	30	4.6
404	Rangamati RWH	Naniarchar	24,000	4,785	5.0	10,135	4,132	2.5	12	3	4.0	1,637	238	6.9	51	13	3.9
405	Rangamati RWH	Rajsthali	3,500	1,420	2.5	5,415	1,656	3.3	33	2	16.5	555	92	6.0	60	16	3.8
406	Rangamati RWH	Rangamati Sadar	20,800	9,554	2.2	12,330	6,040	2.0	242	75	3.2	2,062	697	3.0	120	61	2.0
407	Rangpur RWH	Aditmari	28,300	14,235	2.0	19,110	11,809	1.6	192	88	2.2	6,927	3,445	2.0	0	75	0.0
408	Rangpur RWH	Badarganj	28,200	11,234	2.5	21,786	16,057	1.4	110	45	2.4	6,720	3,227	2.1	116	70	1.7
409	Rangpur RWH	Bhurungamari	40,600	20,369	2.0	12,615	11,634	1.1	62	23	2.7	6,256	3,364	1.9	0	41	0.0
410	Rangpur RWH	Chilmari	25,200	13,297	1.9	8,725	8,872	1.0	63	14	4.5	2,276	1,052	2.2	50	43	1.2
411	Rangpur RWH	Dimla	19,100	7,632	2.5	39,150	19,211	2.0	17	35	0.5	4,438	2,153	2.1	400	117	3.4
412	Rangpur RWH	Domar	24,000	7,807	3.1	28,995	13,748	2.1	62	32	1.9	4,781	2,243	2.1	5	89	0.1
413	Rangpur RWH	Fulchhari	46,700	22,598	2.1	19,650	9,710	2.0	68	29	2.3	4,683	2,731	1.7	0	37	0.0
414	Rangpur RWH	Gaibandha Sadar	50,100	20,834	2.4	44,655	23,472	1.9	80	43	1.9	8,967	4,385	2.0	100	144	0.7
415	Rangpur RWH	Gangachara	29,712	13,798	2.2	21,971	12,950	1.7	93	44	2.1	7,923	4,663	1.7	0	107	0.0
416	Rangpur RWH	Gobindaganj	82,200	47,345	1.7	42,620	24,943	1.7	56	14	4.0	7,796	4,150	1.9	204	75	2.7
417	Rangpur RWH	Hatibandha	23,600	9,946	2.4	27,195	12,345	2.2	73	33	2.2	3,973	2,176	1.8	0	89	0.0
418	Rangpur RWH	Jaldhaka	30,000	14,600	2.1	41,290	21,055	2.0	121	41	3.0	7,953	3,968	2.0	0	95	0.0
419	Rangpur RWH	Kaliganj	35,200	6,536	5.4	24,420	11,484	2.1	98	46	2.1	3,352	1,684	2.0	0	66	0.0
420	Rangpur RWH	Kaunia	33,800	13,976	2.4	13,350	8,667	1.5	56	12	4.7	4,492	2,677	1.7	0	53	0.0
421	Rangpur RWH	Kishoreganj	9,900	5,466	1.8	27,920	15,570	1.8	66	40	1.7	3,350	1,504	2.2	2	90	0.0
422	Rangpur RWH	Kurigram Sadar	26,100	12,430	2.1	19,995	12,240	1.6	128	46	2.8	6,179	3,120	2.0	0	61	0.0
423	Rangpur RWH	Lalmonirhat Sadar	30,900	11,732	2.6	15,195	10,338	1.5	43	13	3.3	7,317	3,436	2.1	0	103	0.0
424	Rangpur RWH	Mitha Pukur	58,200	29,469	2.0	30,870	16,163	1.9	65	19	3.4	7,550	3,605	2.1	0	108	0.0
425	Rangpur RWH	Nageshwari	41,700	17,438	2.4	19,885	16,685	1.2	99	38	2.6	11,263	4,760	2.4	200	44	4.5

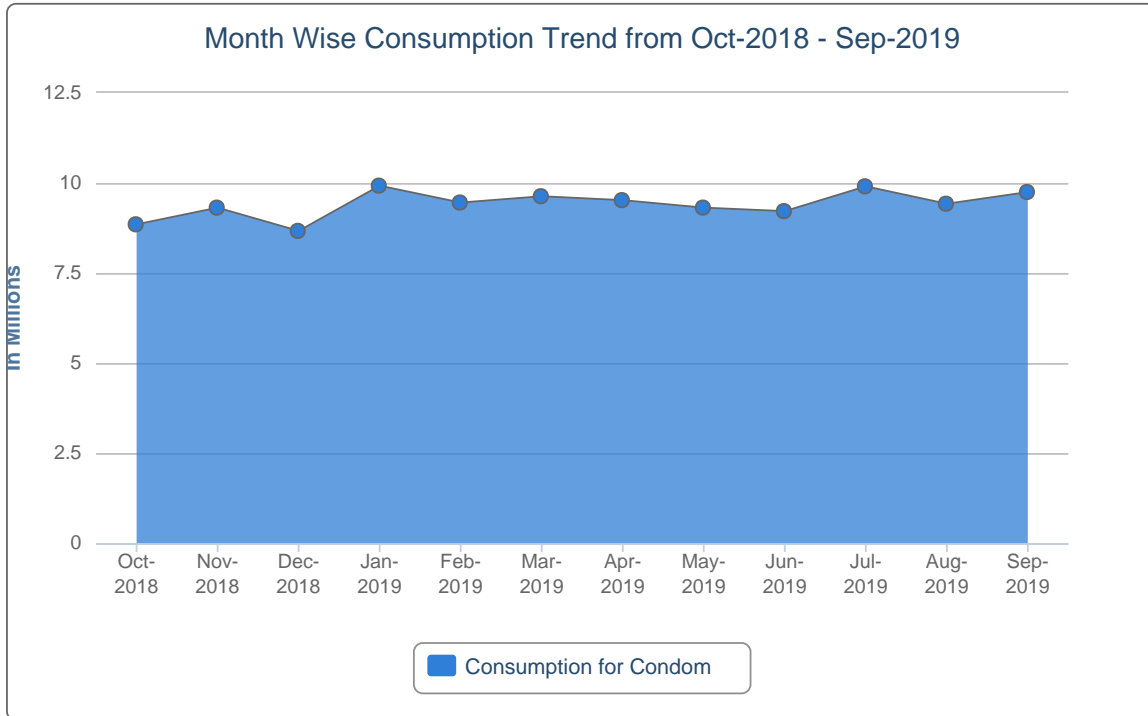
SL	Warehouse Name	Upazila Name	Condom			Shukhi			IUD			Injectables			Implant		
			CBL	AMD	MOS	CBL	AMD	MOS	CBL	AMD	MOS	CBL	AMD	MOS	CBL	AMD	MOS
426	Rangpur RWH	Nilphamari Sadar	31,600	14,566	2.2	54,165	28,729	1.9	127	50	2.5	7,107	3,749	1.9	200	87	2.3
427	Rangpur RWH	Palashbari	16,332	7,688	2.1	17,839	9,609	1.9	68	11	6.2	4,939	2,289	2.2	0	84	0.0
428	Rangpur RWH	Patgram	18,100	7,677	2.4	18,815	10,376	1.8	60	8	7.5	4,823	1,959	2.5	0	29	0.0
429	Rangpur RWH	Phulbari	14,900	6,780	2.2	25,280	11,935	2.1	210	91	2.3	5,144	2,987	1.7	72	46	1.6
430	Rangpur RWH	Pirgachha	43,100	20,710	2.1	32,325	20,223	1.6	195	72	2.7	6,550	3,506	1.9	150	86	1.7
431	Rangpur RWH	Pirganj	43,100	20,654	2.1	28,830	19,026	1.5	155	57	2.7	5,000	2,637	1.9	0	99	0.0
432	Rangpur RWH	Rajarhat	46,800	19,346	2.4	24,365	12,592	1.9	137	49	2.8	8,771	2,987	2.9	0	57	0.0
433	Rangpur RWH	Rangpur Sadar	58,500	30,173	1.9	69,130	21,695	3.2	143	74	1.9	10,600	4,830	2.2	122	239	0.5
434	Rangpur RWH	Sadullapur	64,100	33,413	1.9	33,000	19,860	1.7	105	55	1.9	8,271	4,220	2.0	4	59	0.1
435	Rangpur RWH	Saghata	18,700	10,323	1.8	5,280	12,012	0.4	71	26	2.7	2,720	1,442	1.9	50	38	1.3
436	Rangpur RWH	Saidpur	31,100	15,655	2.0	15,195	9,511	1.6	35	19	1.8	3,547	1,569	2.3	0	73	0.0
437	Rangpur RWH	Sundarganj	84,200	36,331	2.3	67,436	39,249	1.7	276	118	2.3	14,701	7,563	1.9	0	234	0.0
438	Rangpur RWH	Taraganj	15,890	7,256	2.2	14,650	7,473	2.0	52	11	4.7	2,289	1,071	2.1	0	79	0.0
439	Rangpur RWH	Ulipur	36,700	20,582	1.8	19,355	17,985	1.1	85	20	4.3	8,637	3,900	2.2	0	48	0.0
440	Sylhet RWH	Ajmiriganj	8,500	3,913	2.2	9,285	5,409	1.7	38	4	9.5	778	338	2.3	72	42	1.7
441	Sylhet RWH	Bahubal	16,280	5,393	3.0	12,527	4,673	2.7	35	8	4.4	944	413	2.3	22	33	0.7
442	Sylhet RWH	Balaganj	66,700	36,064	1.8	30,945	13,164	2.4	42	21	2.0	4,142	2,025	2.0	50	63	0.8
443	Sylhet RWH	Baniachong	17,950	11,364	1.6	13,660	12,577	1.1	1	6	0.2	1,299	835	1.6	7	75	0.1
444	Sylhet RWH	Barlekha	12,940	6,866	1.9	11,190	6,396	1.7	25	4	6.3	1,027	485	2.1	50	47	1.1
445	Sylhet RWH	Beani Bazar	54,200	19,218	2.8	17,905	6,429	2.8	40	11	3.6	2,420	631	3.8	55	36	1.5
446	Sylhet RWH	Bishwambarpur	15,050	5,536	2.7	10,980	6,175	1.8	26	8	3.3	830	467	1.8	124	29	4.3
447	Sylhet RWH	Bishwanath	22,872	8,551	2.7	9,204	3,772	2.4	28	13	2.2	1,321	415	3.2	102	35	2.9
448	Sylhet RWH	Chhatak	30,080	13,404	2.2	21,435	9,008	2.4	90	61	1.5	1,104	706	1.6	101	35	2.9
449	Sylhet RWH	Chunarughat	18,050	8,519	2.1	9,290	12,250	0.8	13	8	1.6	1,678	1,047	1.6	51	36	1.4
450	Sylhet RWH	Companiganj	38,300	14,455	2.6	28,170	7,684	3.7	20	3	6.7	2,525	1,400	1.8	1	32	0.0

SL	Warehouse Name	Upazila Name	Condom			Shukhi			IUD			Injectables			Implant		
			CBL	AMD	MOS	CBL	AMD	MOS	CBL	AMD	MOS	CBL	AMD	MOS	CBL	AMD	MOS
451	Sylhet RWH	Dakshin Sunamganj	24,600	9,921	2.5	21,825	7,309	3.0	26	11	2.4	1,444	660	2.2	110	38	2.9
452	Sylhet RWH	Dakshin Surma	57,300	35,865	1.6	35,955	12,350	2.9	53	6	8.8	3,040	1,360	2.2	135	24	5.6
453	Sylhet RWH	Derai	47,404	24,334	1.9	21,717	11,015	2.0	44	15	2.9	1,396	886	1.6	100	64	1.6
454	Sylhet RWH	Dowarabazar	28,600	11,410	2.5	21,560	10,584	2.0	64	4	16.0	1,879	856	2.2	12	101	0.1
455	Sylhet RWH	Fenchuganj	18,700	6,356	2.9	12,000	3,268	3.7	14	14	1.0	933	277	3.4	72	22	3.3
456	Sylhet RWH	Golapganj	45,900	24,709	1.9	14,925	6,593	2.3	61	13	4.7	1,750	642	2.7	5	36	0.1
457	Sylhet RWH	Gowainghat	46,500	23,498	2.0	18,840	10,591	1.8	54	10	5.4	5,936	3,226	1.8	0	53	0.0
458	Sylhet RWH	Habiganj Sadar	32,246	17,398	1.9	24,431	15,407	1.6	70	96	0.7	2,731	1,541	1.8	0	55	0.0
459	Sylhet RWH	Jagannathpur	34,200	12,981	2.6	18,545	7,081	2.6	52	15	3.5	1,272	377	3.4	10	61	0.2
460	Sylhet RWH	Jaintiapur	37,800	20,179	1.9	20,385	8,373	2.4	59	20	3.0	5,077	2,645	1.9	49	41	1.2
461	Sylhet RWH	Jamalganj	33,600	12,101	2.8	23,100	10,004	2.3	60	4	15.0	2,533	1,235	2.1	50	30	1.7
462	Sylhet RWH	Juri	18,600	7,439	2.5	12,285	5,174	2.4	64	19	3.4	1,015	403	2.5	5	51	0.1
463	Sylhet RWH	Kamalganj	42,560	14,307	3.0	25,485	10,886	2.3	10	43	0.2	2,515	984	2.6	20	46	0.4
464	Sylhet RWH	Kanaighat	35,628	25,283	1.4	25,290	12,576	2.0	69	15	4.6	5,054	2,566	2.0	10	38	0.3
465	Sylhet RWH	Kulaura	32,900	11,882	2.8	21,415	10,393	2.1	55	8	6.9	4,643	2,285	2.0	70	32	2.2
466	Sylhet RWH	Lakhai	15,600	5,502	2.8	17,760	6,683	2.7	5	9	0.6	816	402	2.0	35	40	0.9
467	Sylhet RWH	Madhabpur	26,000	9,042	2.9	13,650	14,489	0.9	26	7	3.7	1,896	789	2.4	5	33	0.2
468	Sylhet RWH	Maulvibazar Sadar	26,100	11,837	2.2	23,385	9,463	2.5	95	66	1.4	1,830	914	2.0	25	40	0.6
469	Sylhet RWH	Nabiganj	17,700	8,606	2.1	17,835	10,601	1.7	36	13	2.8	1,295	498	2.6	50	52	1.0
470	Sylhet RWH	Rajnagar	29,700	10,066	3.0	18,080	10,033	1.8	41	12	3.4	2,488	1,212	2.1	100	29	3.4
471	Sylhet RWH	Sreemangal	33,000	14,174	2.3	28,275	11,172	2.5	60	20	3.0	2,605	1,275	2.0	0	82	0.0
472	Sylhet RWH	Sulla	27,000	7,630	3.5	23,505	5,159	4.6	19	2	9.5	1,369	381	3.6	105	44	2.4
473	Sylhet RWH	Sunamganj Sadar	36,700	13,423	2.7	18,764	8,194	2.3	95	35	2.7	2,386	1,234	1.9	66	79	0.8
474	Sylhet RWH	Sylhet Sadar	113,800	75,648	1.5	54,740	27,901	2.0	111	120	0.9	16,740	11,063	1.5	77	278	0.3
475	Sylhet RWH	Tahirpur	36,944	15,265	2.4	21,765	10,798	2.0	15	4	3.8	1,100	875	1.3	100	58	1.7

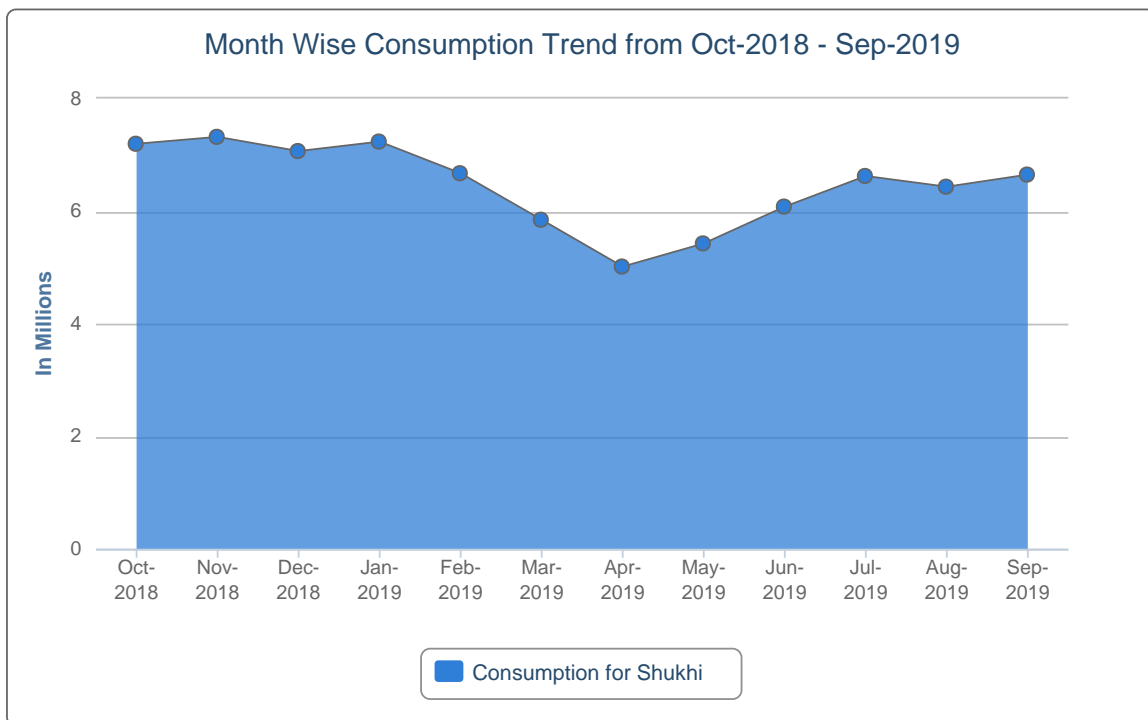
SL	Warehouse Name	Upazila Name	Condom			Shukhi			IUD			Injectables			Implant		
			CBL	AMD	MOS	CBL	AMD	MOS	CBL	AMD	MOS	CBL	AMD	MOS	CBL	AMD	MOS
476	Sylhet RWH	Zakiganj	51,160	22,631	2.3	23,316	10,185	2.3	48	6	8.0	3,789	1,437	2.6	38	69	0.6
477	Tangail RWH	Basail	33,200	19,331	1.7	77,887	14,226	5.5	128	25	5.1	955	1,001	1.0	0	87	0.0
478	Tangail RWH	Bhuapur	35,700	22,487	1.6	35,283	15,681	2.3	240	44	5.5	6,810	1,652	4.1	100	70	1.4
479	Tangail RWH	Chauhali	25,800	14,903	1.7	34,560	7,840	4.4	50	12	4.2	3,200	1,151	2.8	261	34	7.7
480	Tangail RWH	Delduar	19,200	19,861	1.0	40,557	16,287	2.5	20	35	0.6	5,530	1,186	4.7	50	51	1.0
481	Tangail RWH	Ghatail	1,800	46,128	0.0	108,000	32,011	3.4	170	36	4.7	6,130	3,724	1.6	300	86	3.5
482	Tangail RWH	Gopalpur	29,100	19,736	1.5	90,840	14,355	6.3	174	25	7.0	4,838	1,865	2.6	100	67	1.5
483	Tangail RWH	Kalihati	50,200	29,135	1.7	99,315	23,790	4.2	6	72	0.1	6,114	3,340	1.8	210	67	3.1
484	Tangail RWH	Madhupur	66,900	30,467	2.2	41,715	28,931	1.4	194	27	7.2	3,078	3,137	1.0	0	65	0.0
485	Tangail RWH	Mirzapur	18,272	26,907	0.7	46,170	25,980	1.8	212	47	4.5	5,475	1,127	4.9	150	66	2.3
486	Tangail RWH	Nagarpur	37,500	33,874	1.1	58,350	20,805	2.8	39	70	0.6	4,517	2,257	2.0	0	98	0.0
487	Tangail RWH	Sakhipur	20,800	24,947	0.8	83,030	22,739	3.7	215	28	7.7	2,591	1,014	2.6	100	37	2.7
488	Tangail RWH	Tangail Sadar	36,300	43,839	0.8	70,275	23,738	3.0	265	49	5.4	5,700	3,087	1.8	50	137	0.4

7. Month-wise Consumption Trend

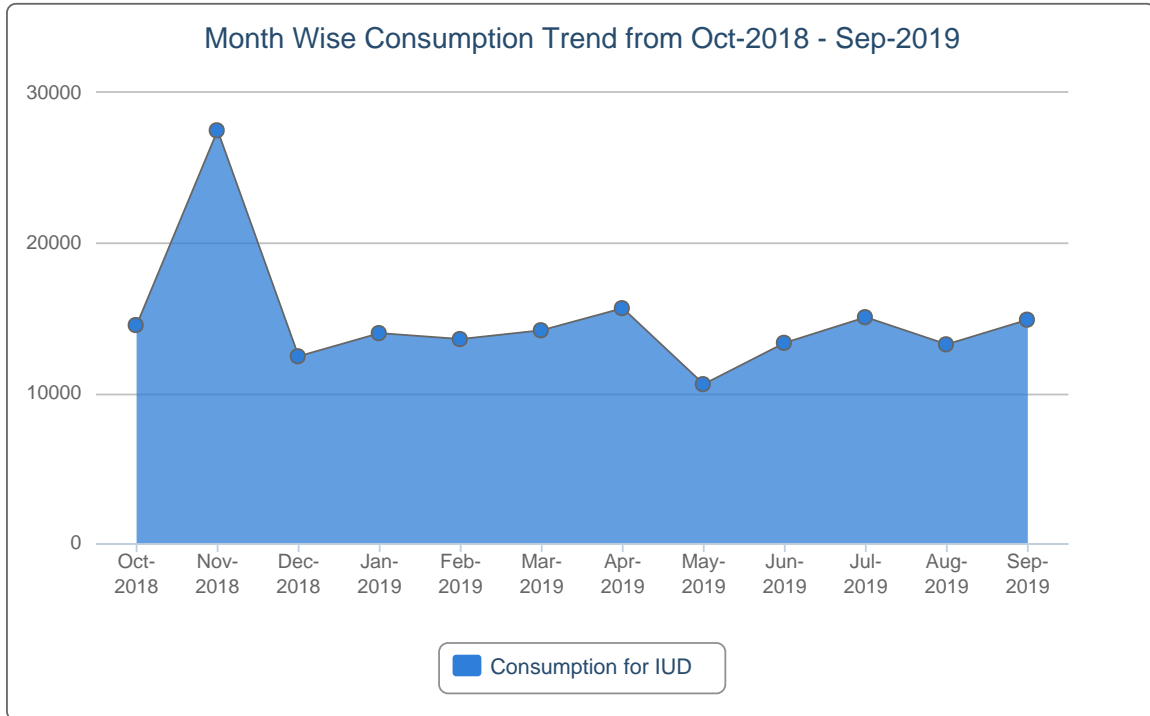
7(a).



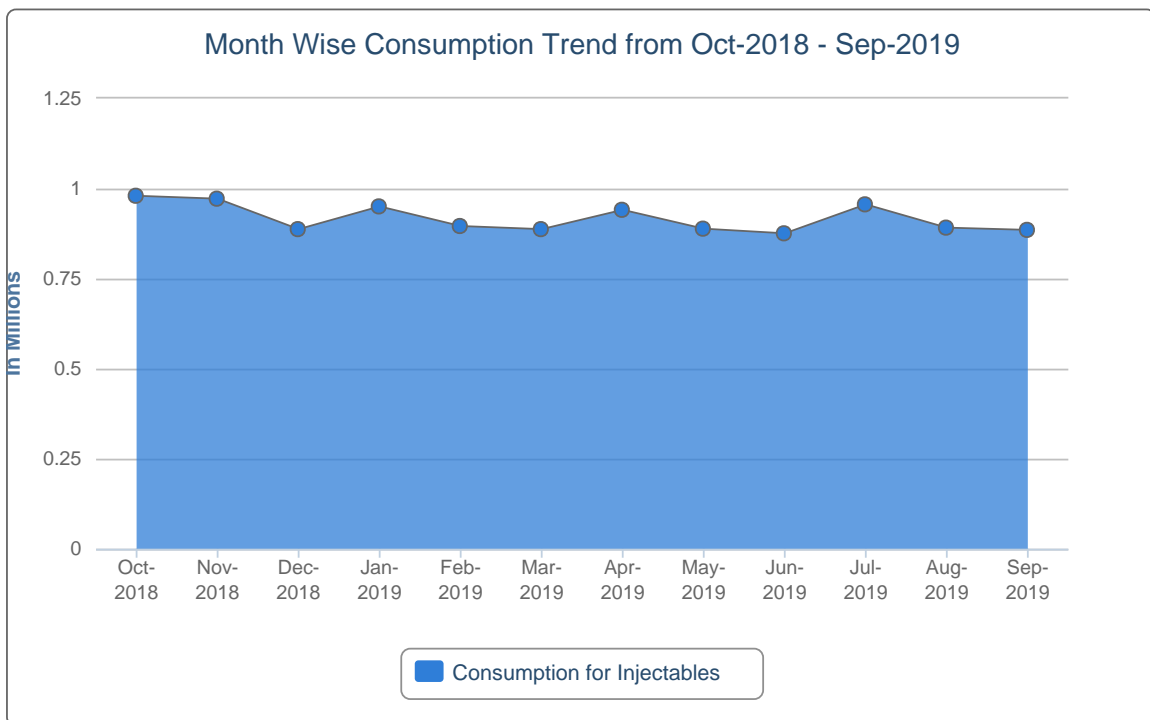
7(b).



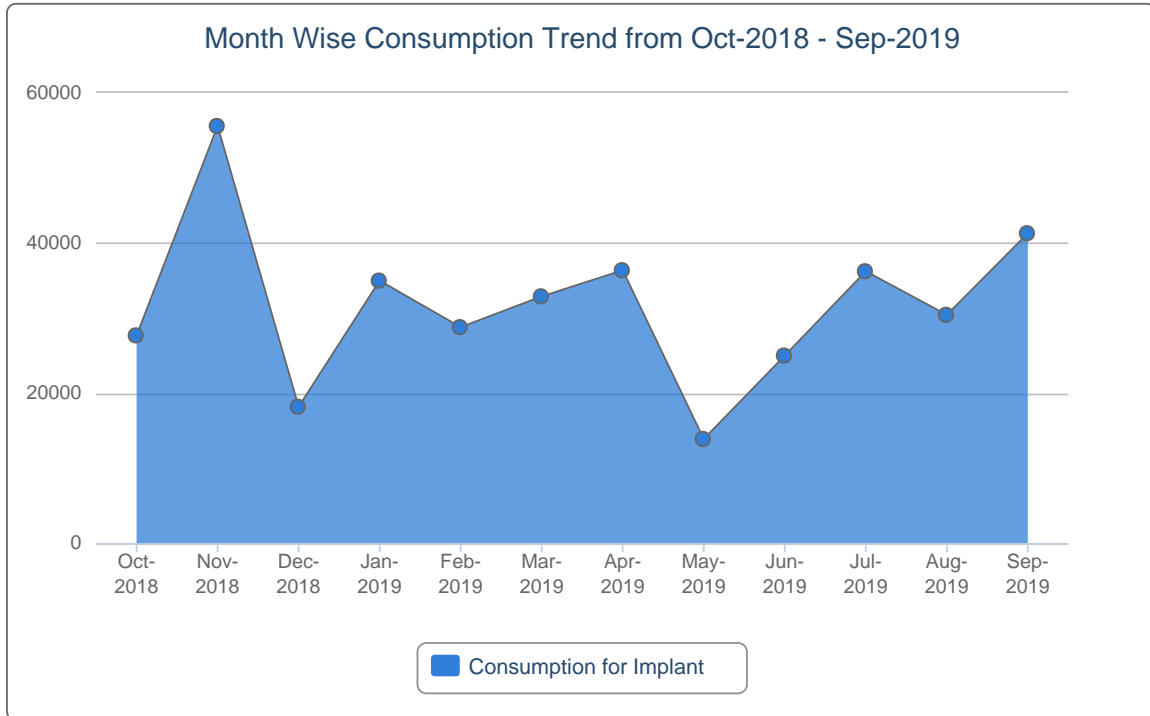
7(c).



7(d).



7(e).



8. Report on Upazila and Warehouse Having Stock Out in last month

SL	Products Name	No of Stockout WH	% of Stockout WH	No of Stockout Upazila Store	% of Stockout Upazila Store	No of Stockout Upazila Field	% of Stockout Upazila Field
1	Condom	0	0%	0	0%	0	0%
2	Shukhi	0	0%	0	0%	0	0%
3	IUD	0	0%	0	0%	0	0%
4	Injectables	0	0%	0	0%	0	0%
5	Implant (Total)	0	0%	-	-	0	0%

List of Stock Out Warehouses

SL	Commodity	Warehouse	Phone
<i>No StockOut in Warehouse</i>			

List of StockOut Upazilas

SL	Commodity	Warehouse	District	Upazila	Phone
<i>No Stockout in Upazila</i>					

“ছেলে হোক, মেয়ে হোক,
দু’টি সন্তানই যথেষ্ট”

Management Information System (MIS)
Directorate General of Family Planning (DGFP)
6, Kawran Bazar, Dhaka- 1215
Email: dirmis@dgfp.gov.bd, dirls@dgfp.gov.bd
www.dgfp.gov.bd, www.scmpbd.org

If you need more information, please visit at <https://www.scmpbd.org>