

FAMILY PLANNING MONTHLY LOGISTICS REPORT

August 2018



**Management Information System (MIS)
Directorate General of Family Planning (DGFP)**

6, Kawran Bazar, Dhaka1215

Email: dirmisfp@gmail.com, dirlsdgfp@gmail.com
www.dgfp.gov.bd, www.scmpbd.org

Government of the People's Republic of Bangladesh
Directorate General of Family Planning
Management Information System (MIS)
6, Kawran Bazar, Dhaka- 1215
www.dgfp.gov.bd

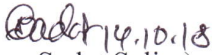
Memo No. DGFP/MIS/09(Report)/04/2017/792

Date: 14 October, 2018.

Sub: Family Planning Monthly Logistics Report for the Month of August' 2018.

Family Planning Monthly Logistics Report for the Month of August' 2018 is sent herewith for your kind information & necessary action. This report is prepared on the basis of Form-7 submitted by Warehouses and Form-7B submitted by Upazila Family Planning Offices by using WIMS & UIMS operational tools. It provides useful information on monthly distribution and stock balance of all the major contraceptives & DDS Kits of Warehouse/Upazila Stores. A summary of important events happened during reporting month included in this report. For more information you are requested to visit at www.scmpbd.org web site.

Comments and suggestions for improvement of this report will be highly appreciated.


(Md. Nazmus Sadat Salim)
Joint Secretary (MEFW Division)
and
Director & Line Director (MIS)
Phone: 9146262
Mail: dirmisfp@gmail.com

Memo No. - DGFP/MIS/09(Report)/04/2017/792/1(202)

Date: 14 October, 2018.

Copy of the report forwarded to:

1. Secretary, Medical Education & Family Welfare Division (MEFW Division), Bangladesh Secretariat, Dhaka.
2. Additional Secretary (Admin), (MEFW Division), Bangladesh Secretariat, Dhaka.
3. Joint Secretary (Development), (MEFW Division), Bangladesh Secretariat, Dhaka.
4. Joint Chief (Planning), Health Service Division, Bangladesh Secretariat, Dhaka
5. Joint Chief (Population & Planning wing), Planning commission, Sher-e-Bangla Nagar, Dhaka.
6. Joint Chief (Planning), Program Management and Monitoring Unit (PMMU), Azimpur, Dhaka-1205.
7. Deputy Chief (Planning), (ME&FW Division), Bangladesh Secretariat, Dhaka.
8. P.S. to the Honorable Minister, Ministry of Health and Family Welfare, Bangladesh Secretariat, Dhaka, for kind information of the Honorable Minister.
9. P.S. to the Honorable State Minister, Ministry of Health and Family Welfare, Bangladesh Secretariat, Dhaka, for kind information of the Honorable State Minister.
10. Director Administration, Directorate General of Family Planning, 6 Kawran Bazar, Dhaka 1215.
11. Director Logistics & Supply and Line Director (Procurement, Storage & Supply Management), Directorate General of Family Planning, 6 Kawran Bazar, Dhaka 1215.

12. Director Finance & Line Director (Family Planning Field Service Delivery), Directorate General of Family Planning, 6 Kawran Bazar, Dhaka 1215.
13. Director (IEM) & Line Director (Information, Education and Communication), Directorate General of Family Planning, 6 Kawran Bazar, Dhaka 1215.
14. Director Planning & Line Director (Planning Monitoring and Evaluation), Directorate General of Family Planning, 6 Kawran Bazar, Dhaka 1215.
15. Line Director (Maternal, Child, Reproductive and Adolescent Health), Directorate General of Family Planning, 6 Kawran Bazar, Dhaka 1215.
16. Line Director (Clinical Contraception Services Delivery Program), Directorate General of Family Planning, 6 Kawran Bazar, Dhaka 1215.
17. Divisional Director, Family Planning, Dhaka / Chittagong / Rajshahi / Khulna / Sylhet / Barisal/ Rangpur Division.
18. Deputy Chief (FW)/ (Health), Ministry of Health & Family Welfare, Bangladesh Secretariat, Dhaka.
19. Additional Director (Drugs and Stores), Directorate General of Family Planning, Central Warehouse, Mohakhali, Dhaka.
20. Deputy Director, Family Planning, ----- District (Your are requested to take appropriate measures to ensure timely online submission of Form 7B report from upazilas.
21. Supply Officer, Family Planning, ----- CWH/RWHs.
22. Assistant Maintenance Engineer, MIS Unit, DGFP (Requested to upload this report to DGFP website (www.dgfp.gov.bd).
23. Country Project Director, SIAPS/MSH, House: 3, Road: No. 23B, Gulshan-1, Dhaka-1212.
24. Country Director, the World Bank, E-32, Agargaon, Sher-e-Banala Nagar, Dhaka-1207.
25. Team Leader, Population & Health Team, USAID, Madani Avenue, Baridhara, Dhaka.
26. Country Representative, UNFPA, IDB Bhaban, Agargaon, Sher-E-Bangla Nagar, Dhaka.
27. Managing Director, SMC, SMC Tower, 33 Banani C/A, Dhaka-1213.
28. Documentation Center, IEM Unit, Directorate General of Family Planning, 6 Kawran Bazar, Dhaka.
29. Responsible person of Dispatch Section, MIS Unit is requested to distribute the published 'Family Planning Monthly Logistics Report' to concerned Person/Office/Organization.
30. PA to Director General, Directorate General of Family Planning, 6 Kawran Bazar, Dhaka 1215.
31. Office copy, MIS, DGFP, 6 Kawran Bazar, Dhaka -1215.
32. Concerned Organization/Person.



(Ajoy Ratan Barua)
Deputy Director (MIS)

Table Of Contents

	Page
1. DGFP Stock Status Report	1-2
2. National Receipts Quantity by Product by Month	3
3. National Level Contraceptive Summary Report	4
4. Stock Status Report at Different Levels	5
5. Contraceptive Stock Status by Product at Upazila Store and Field	6-10
6. Contraceptive Stock Status by Product at Regional Warehouses/Upazila	11-31
7. Month-wise Consumption Trend	32-34
8. Report on Upazila and Warehouse Having Stock Out in last month	35

1. DGFP Stock Status Report

Year →	2018				2019												2020												2021		
	9	10	11	12	1	2	3	4	5	6	7	8	9	10	11	12	1	2	3	4	5	6	7	8	9	10	11	12	1	2	3
Min.-Max. →					Min						Max																				
Product ↓	CS - 45.52m : 6.3 MOS																														
Condom	6.3 MOS				5m	2018-19: 142.14m to be received = 20 MOS																									
*AMC = 7.17m	2018-19: GoB (Rev):175m																														
	CS (61.65m) : 9.2 MOS																														
Pill	9.2 MOS				2018-19: 110m = 17 MOS																										
*AMC = 6.68m					2018-19: 110m																										
	CS (0.10m): 8.4 MOS																														
IUD	8.4 MOS				UNFPA: 016m = 12 MOS												2017-18: 0.45m= 34 MOS (Upto Dec. 2022)														
*AMC = 12,802																															
Injectables	CS 10.75 m = 11.5 MOS				2018-19: 12.5m = 13 MOS																										
*AMC = 0.934m					2018-19:12.5m																										
	CS - (0.036m) - 1.3 MOS																														
Implant	1.3 M	2018-19: 0.385m = 13 MOS												UNFPA: 0.2m = 7 MOS																	
*AMC = 28,365	2018-19: GoB (Rev) - 0.22m & GoB (RPA) - 0.165m																														
																	Legend: Current Stock (CS): Less than 3 MOS Current Stock (CS): MOS 3.0 to Less than 6 MOS Current Stock (CS): MOS 6 and above Planned for FY 2018-19 Procurement completed, yet to be received Donation AMC = Average Monthly Consumption														
					<i>*AMC is calculated based on past 6-months consumption</i> Data Sources: DGFP/L&S unit, DGFP LMIS web site - https://scmpbd.org/ Central Warehouse WIMS data and Approved DGFP Procurement Plan National min-max stock level is 6 & 10 MOS																										

DGFP STOCK STATUS NOTES
(For Contraceptives)
Month: August 2018

CONDOM – Current national stock is 45.52 million pieces and this stock can be used up to March 2019.

- 2018-19: GoB (Rev) – Contract signed with EDCL for advance procurement of 175 million pcs, and received 32.86 million in till July 2018.
- UNFPA donation 10m: Out of 10m Central warehouse received 4.32m in June 2018 and rest 5.76m amount is expecting by September 2018.

PILL – Current national stock of Oral Contraceptive Pill is 61.65 million cycles which will go up to May 2019.

- 2018-19: GoB (RPA) – 100 million cycles. IFT published. Tenders will be opened on 18.09.2018.

IUD – Current national stock is 0.107 million pcs and this stock can be used up to April 2019.

- Current status of 2017-18 procurement: 0.45 million sets – Awaiting to receive.
- UNFPA donated rest 160,000 pcs will arrive in September 2018.

INJECTABLES – Current stock of 10.75 million vials and that can be used up to August 2019.

- 2018-19: GOB (RPA) – 12.5 million vials. IFT published. Tenders will be opened on 18.09.2018.

IMPLANT – Current stock is 0.036 million sets and this can be used up to September 2018.

- 2018-19 procurement: RPA (GoB) – 0.165 million sets: Contract signed on 05 September 2018.
- 2018 – 19 (GoB-Rev) - 0.22 million sets: IFT published. Tender will be opened on 24.09.2018.
- UNFPA will donate 200,000 units of single rod implant, expecting arrival by 30th September.

You can also download the previous reports from <http://www.scmpbd.org/>

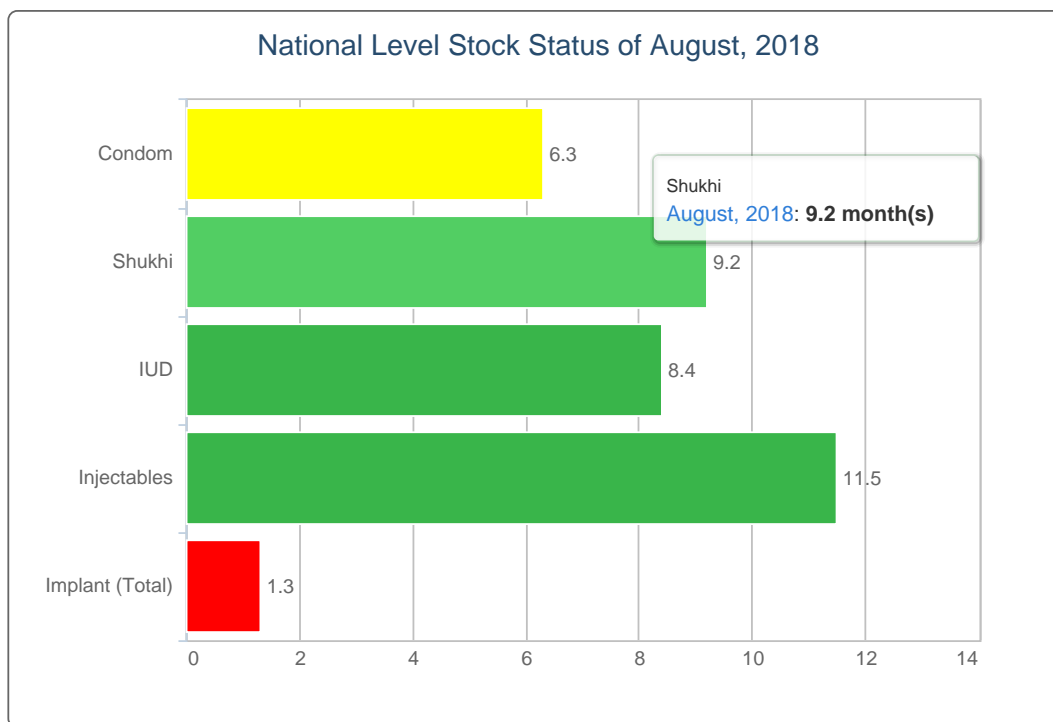
2. National Receipts Quantity by Product by Month

Contraceptive Received Report

Month: August, 2018

Item	Supplier	Receiver	Date Receipts	Qty
<i>No National Receive This Month</i>				

3. National Level Contraceptive Summary Report

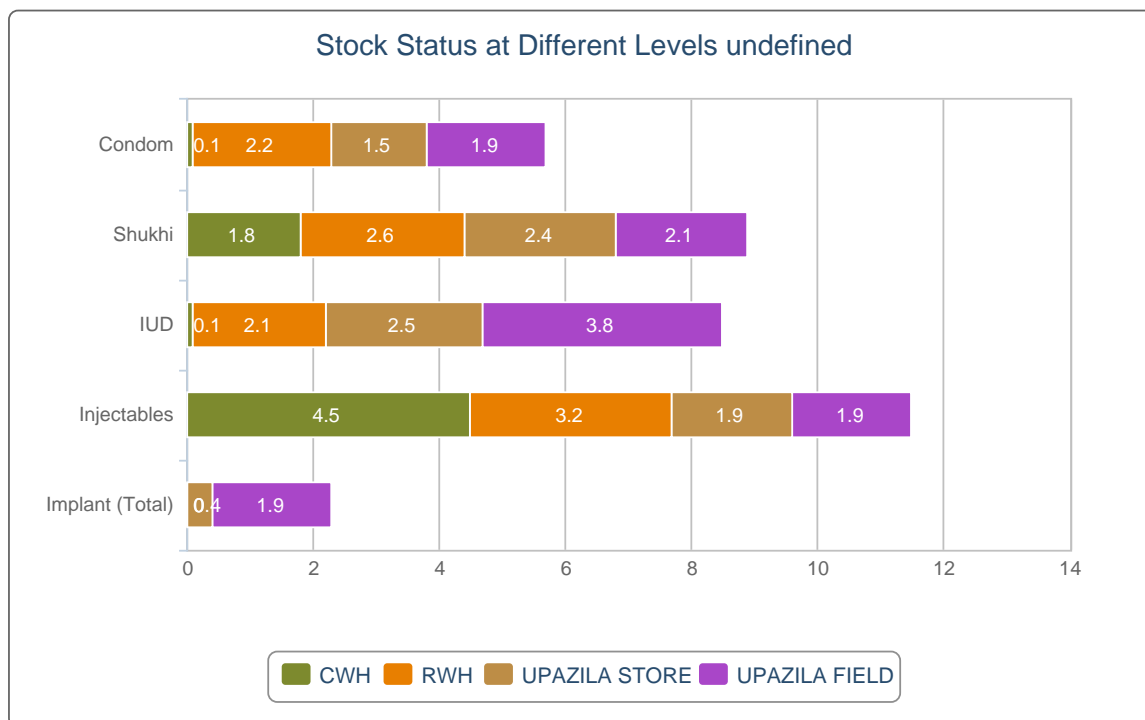


■ MOS less than 4.0
 ■ MOS 4.0 - 7.9
 ■ MOS 8.0 and above
 MOS = Month of Stock

National Level Stock Status of August, 2018

SL	Name of Products	Reported Consumption	Reported Closing Balance	Average Monthly Consumption	MOS
1	Condom	7,954,842	45,522,980	7,169,613	6.3
2	Shukhi	6,979,391	61,656,068	6,681,448	9.2
3	IUD	12,727	107,498	12,802	8.4
4	Injectables	938,982	10,735,532	934,545	11.5
5	Implant (Total)	15,432	35,626	28,368	1.3

4. Stock Status Report at Different Levels

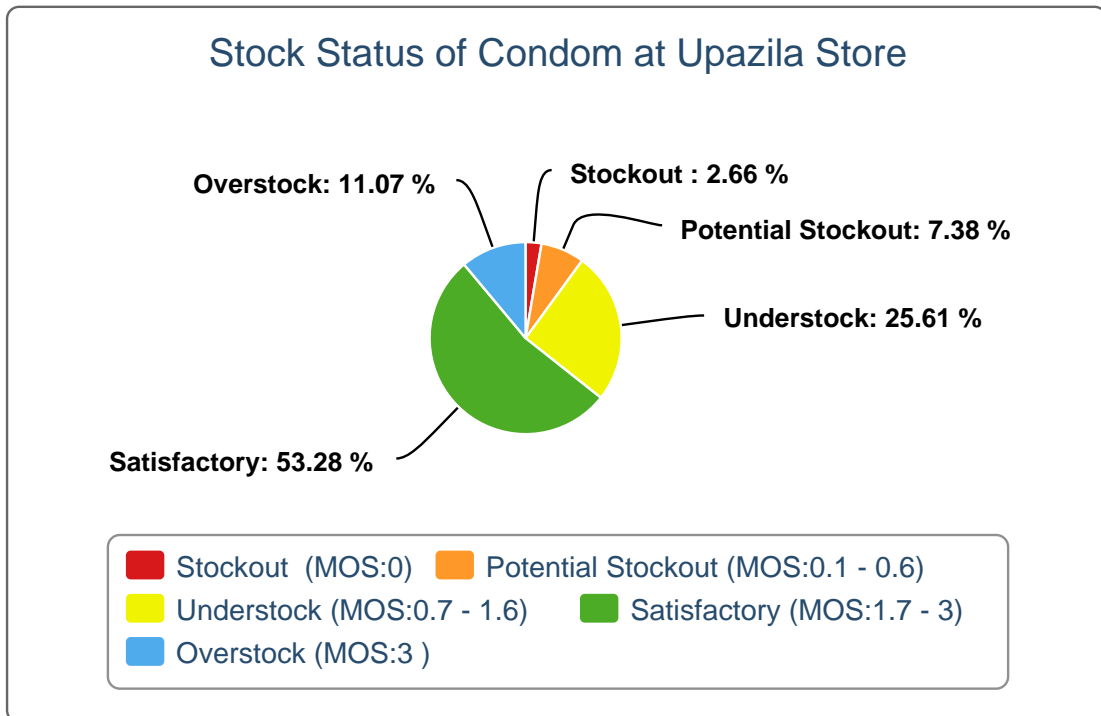


Stock Status at Different Levels August, 2018

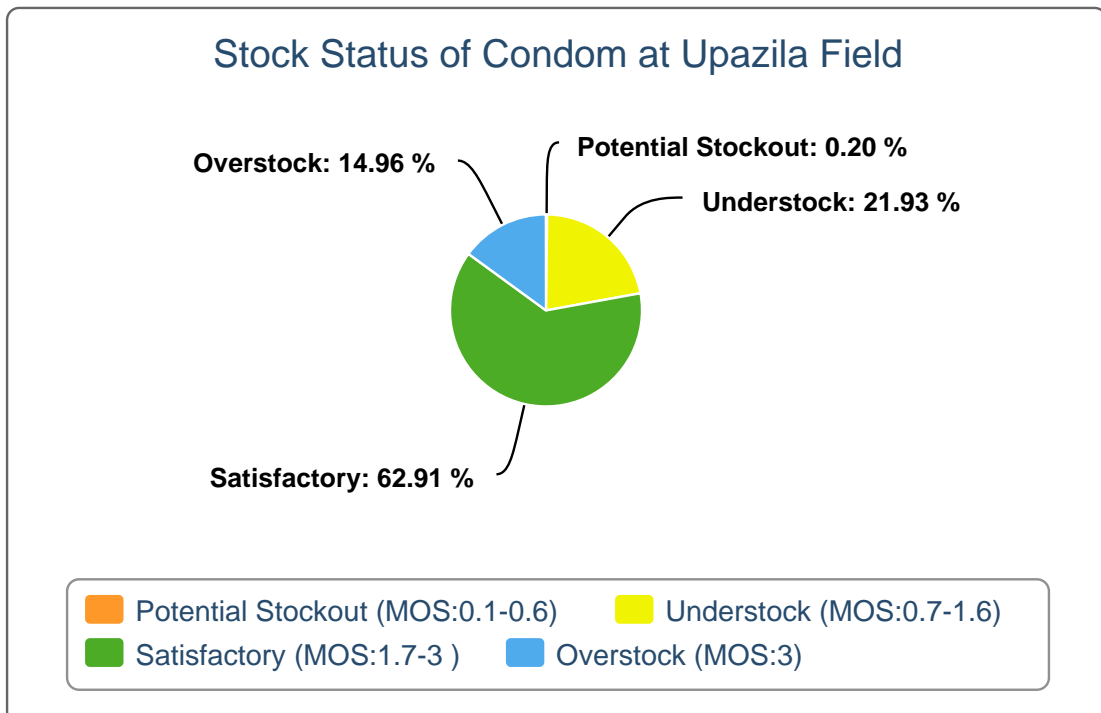
Products	Avg. Consump. of Last 6 Months	CWH Level	MOS	RWH Level	MOS	Upazila Level	MOS	Field Level	MOS	National Level	MOS
Condom	7,169,613	521,880	0.1	17,703,000	2.5	12,231,344	1.7	15,066,756	2.1	45,522,980	6.3
Shukhi	6,681,448	12,278,189	1.8	18,199,936	2.7	16,612,347	2.5	14,565,596	2.2	61,656,068	9.2
IUD	12,802	1,760	0.1	26,245	2.1	31,330	2.4	48,163	3.8	107,498	8.4
Injectables	934,545	4,181,985	4.5	2,968,100	3.2	1,760,596	1.9	1,824,851	2	10,735,532	11.5
Implant (Total)	28,368	75	0	325	0	6,359	0.2	28,867	1	35,626	1.3

5. Contraceptive Stock Status by Product at Upazila Store and Field

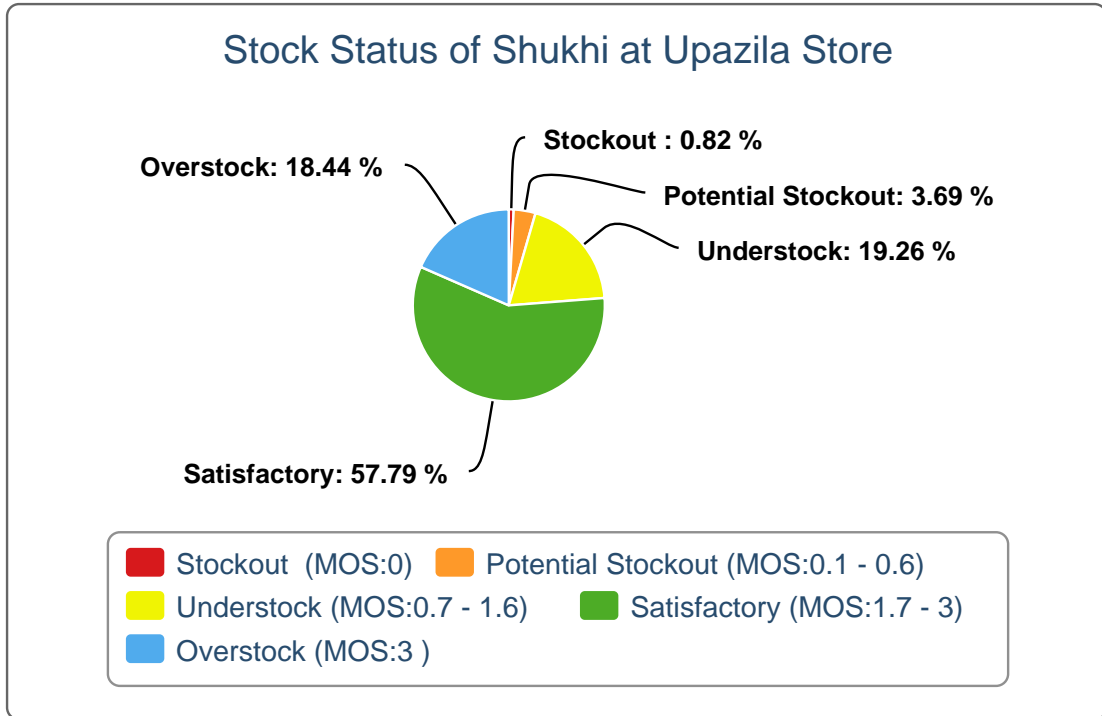
5(a).



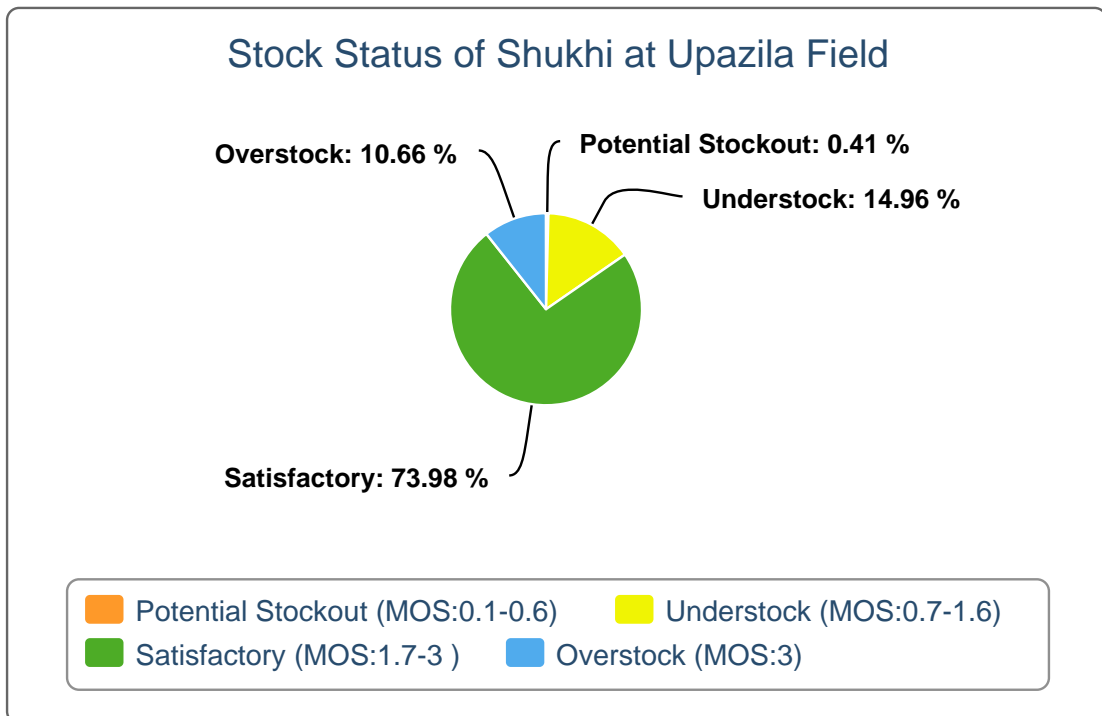
5(b).



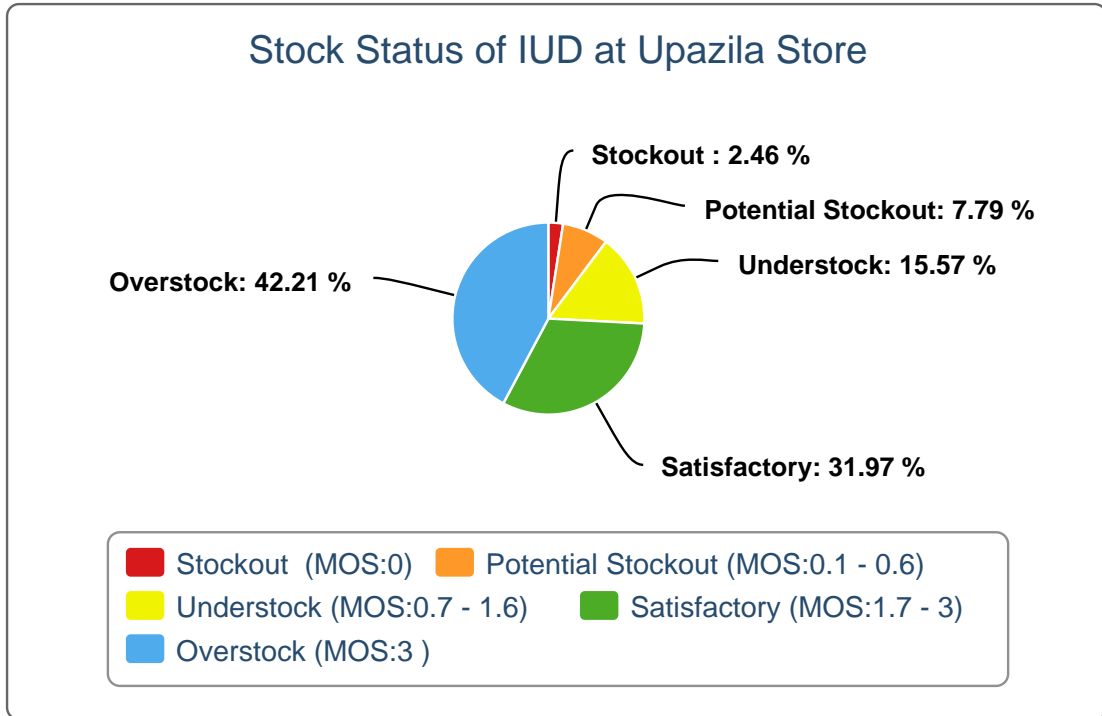
5(c).



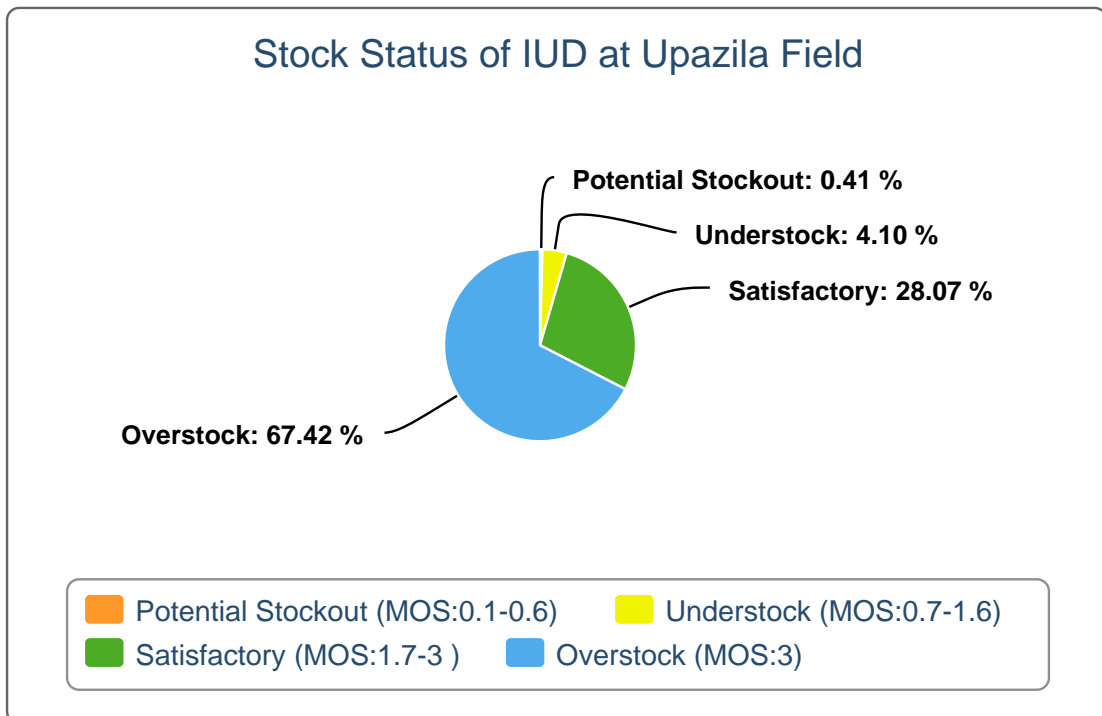
5(d).



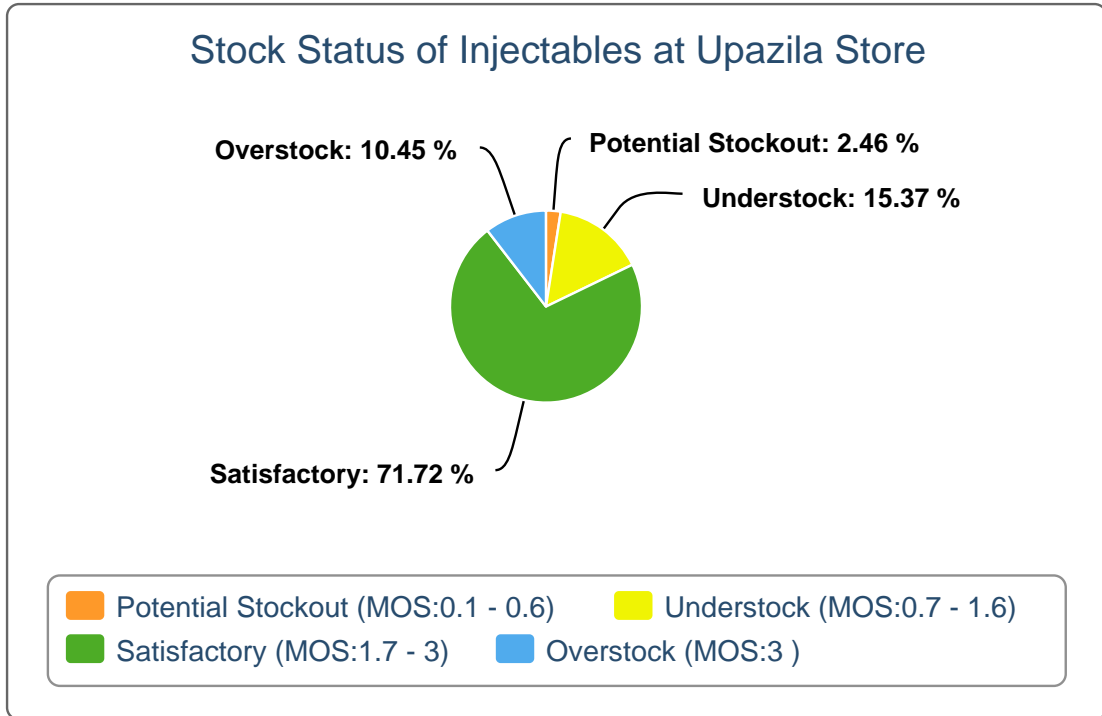
5(e).



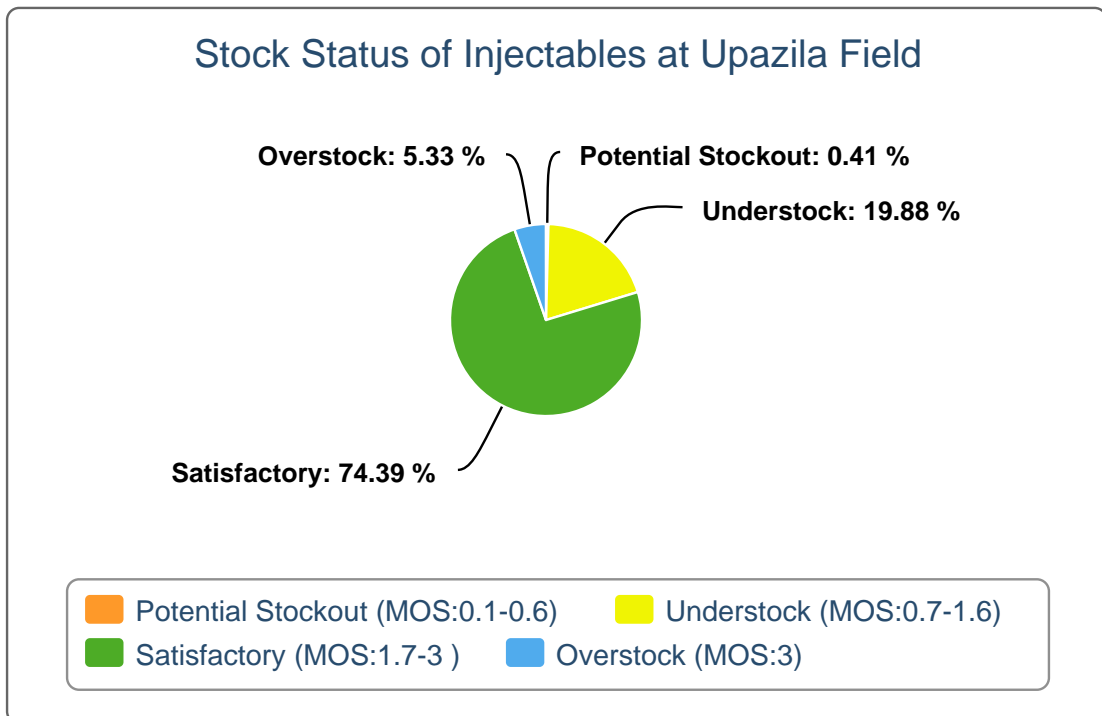
5(f).



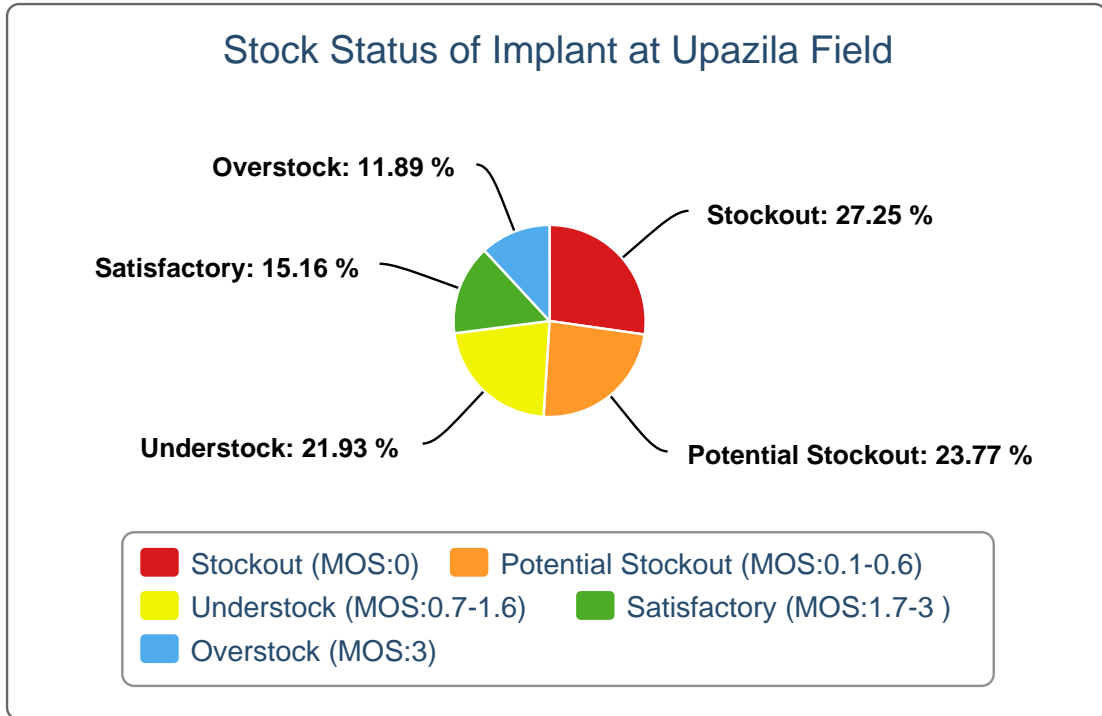
5(g).



5(h).



5(i).



6(a). Contraceptive Stock Status by Product at Regional Warehouses

SL	WH Name	Condom			Shukhi			IUD			Injectables			Implant		
		CBL	AMD	MOS	CBL	AMD	MOS	CBL	AMD	MOS	CBL	AMD	MOS	CBL	AMD	MOS
1	Bandarban RWH	72,000	34,028	2.1	57,600	20,753	2.8	350	93	3.8	7,000	3,171	2.2	0	179	0.0
2	Bhola RWH	219,600	94,566	2.3	604,800	83,503	7.2	2,075	195	10.6	88,000	39,204	2.2	0	366	0.0
3	Bogura RWH	274,600	471,029	0.6	1,455,635	401,198	3.6	1,750	606	2.9	204,700	32,656	6.3	100	2,141	0.0
4	Chattogram RWH	1,049,800	370,918	2.8	6,345,290	362,199	17.5	1,075	932	1.2	959,800	58,801	16.3	0	1,920	0.0
5	Cumilla RWH	369,800	379,050	1.0	750,360	386,672	1.9	1,700	1,290	1.3	187,000	66,997	2.8	0	1,956	0.0
6	Dhaka CWH	521,880	1,155,460	0.5	12,278,189	860,017	14.3	1,760	1,861	0.9	4,181,985	112,805	37.1	75	2,769	0.0
7	Dinajpur RWH	392,400	158,953	2.5	802,080	305,798	2.6	1,575	451	3.5	118,000	36,717	3.2	32	1,638	0.0
8	Faridpur RWH	1,029,600	549,112	1.9	544,320	366,880	1.5	425	955	0.4	212,000	46,348	4.6	5	1,824	0.0
9	Jamalpur RWH	363,600	195,393	1.9	757,440	217,458	3.5	708	367	1.9	101,400	30,521	3.3	0	904	0.0
10	Jashore RWH	486,000	376,210	1.3	583,200	266,782	2.2	2,200	520	4.2	178,000	45,627	3.9	2	1,107	0.0
11	Khulna RWH	8,440,400	593,772	14.2	1,690,890	413,053	4.1	3,910	759	5.2	117,500	44,473	2.6	0	1,652	0.0
12	Kushtia RWH	495,600	196,921	2.5	303,840	155,362	2.0	1,189	205	5.8	80,900	34,589	2.3	4	437	0.0
13	Mymensingh RWH	1,472,400	504,596	2.9	636,480	613,671	1.0	1,000	752	1.3	109,500	52,587	2.1	0	2,341	0.0
14	Noakhali RWH	252,000	200,033	1.3	180,000	188,618	1.0	1,080	405	2.7	14,000	40,200	0.3	70	1,092	0.1
15	Pabna RWH	306,000	350,918	0.9	1,052,640	353,061	3.0	575	625	0.9	119,000	46,200	2.6	0	1,011	0.0
16	Patuakhali RWH	288,000	113,525	2.5	345,600	154,540	2.2	2,675	306	8.7	66,900	25,114	2.7	0	809	0.0
17	Rajshahi RWH	403,200	473,229	0.9	568,800	311,017	1.8	1,590	417	3.8	117,900	37,803	3.1	70	1,046	0.1
18	Rangamati RWH	38,400	45,105	0.9	43,200	33,072	1.3	218	75	2.9	7,700	3,315	2.3	1	231	0.0
19	Rangpur RWH	1,018,800	380,798	2.7	293,760	531,605	0.6	1,125	1,022	1.1	78,000	101,328	0.8	0	2,391	0.0
20	Sylhet RWH	370,800	318,170	1.2	499,680	377,910	1.3	625	586	1.1	125,800	48,085	2.6	23	1,740	0.0
21	Tangail RWH	360,000	207,827	1.7	684,321	278,279	2.5	400	380	1.1	75,000	28,004	2.7	18	814	0.0

6(b). Contraceptive Stock Status by Product at Upazila

SL	Warehouse Name	Upazila Name	Condom			Shukhi			IUD			Injectables			Implant		
			CBL	AMD	MOS	CBL	AMD	MOS	CBL	AMD	MOS	CBL	AMD	MOS	CBL	AMD	MOS
1	Bandarban RWH	Alikadam	7,000	5,453	1.3	7,212	2,000	3.6	37	8	4.6	1,574	739	2.1	0	45	0.0
2	Bandarban RWH	Bandarban Sadar	11,100	4,921	2.3	9,705	4,074	2.4	73	28	2.6	2,056	645	3.2	0	27	0.0
3	Bandarban RWH	Lama	13,984	6,131	2.3	12,045	4,917	2.4	49	25	2.0	2,689	696	3.9	2	23	0.1
4	Bandarban RWH	Naikhongchhari	2,900	7,657	0.4	8,325	4,987	1.7	1	11	0.1	74	713	0.1	1	21	0.0
5	Bandarban RWH	Rowangchhari	6,500	2,133	3.0	8,770	1,899	4.6	43	5	8.6	707	186	3.8	0	25	0.0
6	Bandarban RWH	Ruma	4,900	5,242	0.9	4,380	1,503	2.9	28	7	4.0	497	120	4.1	4	10	0.4
7	Bandarban RWH	Thanchi	12,500	2,491	5.0	7,665	1,373	5.6	40	9	4.4	1,059	72	14.7	0	28	0.0
8	Bhola RWH	Bhola Sadar	22,800	11,437	2.0	20,865	9,822	2.1	84	46	1.8	9,100	5,241	1.7	29	99	0.3
9	Bhola RWH	Burhanuddin	22,700	4,339	5.2	22,530	7,228	3.1	56	11	5.1	3,248	1,587	2.0	20	59	0.3
10	Bhola RWH	Char Fasson	57,600	22,899	2.5	33,693	16,578	2.0	70	34	2.1	17,716	9,165	1.9	192	53	3.6
11	Bhola RWH	Daulat Khan	11,700	5,811	2.0	13,420	7,190	1.9	56	18	3.1	8,400	4,124	2.0	144	18	8.0
12	Bhola RWH	Hizla	21,000	9,155	2.3	11,475	5,137	2.2	36	12	3.0	2,894	1,519	1.9	72	17	4.2
13	Bhola RWH	Lalmohan	40,500	10,308	3.9	27,570	11,494	2.4	80	19	4.2	12,130	6,196	2.0	0	46	0.0
14	Bhola RWH	Manpura	8,552	3,096	2.8	6,528	2,822	2.3	40	7	5.7	4,661	1,894	2.5	72	22	3.3
15	Bhola RWH	Mehendiganj	34,200	13,922	2.5	25,020	10,704	2.3	52	20	2.6	7,945	4,535	1.8	72	10	7.2
16	Bhola RWH	Muladi	13,600	7,456	1.8	11,440	7,161	1.6	36	13	2.8	5,136	1,969	2.6	0	17	0.0
17	Bhola RWH	Tazumuddin	9,800	6,143	1.6	9,430	5,367	1.8	55	15	3.7	6,350	2,974	2.1	144	25	5.8
18	Bogura RWH	Adamdighi	10,200	9,792	1.0	20,700	7,228	2.9	19	20	1.0	676	428	1.6	0	40	0.0
19	Bogura RWH	Akkelpur	27,800	4,364	6.4	7,345	5,471	1.3	52	13	4.0	547	440	1.2	0	59	0.0
20	Bogura RWH	Atrai	14,600	8,935	1.6	24,350	12,421	2.0	138	10	13.8	1,689	476	3.5	1	63	0.0
21	Bogura RWH	Badalgachhi	45,600	13,007	3.5	26,985	14,623	1.8	51	11	4.6	5,590	1,724	3.2	144	46	3.1
22	Bogura RWH	Bogura Sadar	23,540	45,239	0.5	4,710	17,410	0.3	75	65	1.2	3,603	2,587	1.4	21	210	0.1
23	Bogura RWH	Dhamoirhat	2,500	7,405	0.3	13,253	8,635	1.5	46	18	2.6	1,248	892	1.4	0	41	0.0
24	Bogura RWH	Dhunat	24,900	28,620	0.9	20,300	19,875	1.0	89	21	4.2	2,033	2,090	1.0	0	77	0.0
25	Bogura RWH	Dhupchanchia	13,500	5,940	2.3	6,270	7,993	0.8	339	21	16.1	570	713	0.8	0	105	0.0

SL	Warehouse Name	Upazila Name	Condom			Shukhi			IUD			Injectables			Implant		
			CBL	AMD	MOS	CBL	AMD	MOS	CBL	AMD	MOS	CBL	AMD	MOS	CBL	AMD	MOS
26	Bogura RWH	Gabtali	12,600	34,280	0.4	22,875	19,205	1.2	41	13	3.2	422	2,562	0.2	0	88	0.0
27	Bogura RWH	Ghoraghat	5,400	5,530	1.0	10,110	7,180	1.4	102	18	5.7	580	420	1.4	0	27	0.0
28	Bogura RWH	Hakimpur	9,600	7,889	1.2	10,896	7,260	1.5	21	11	1.9	895	441	2.0	6	35	0.2
29	Bogura RWH	Joypurhat Sadar	7,000	16,440	0.4	22,923	12,552	1.8	15	62	0.2	1,200	1,222	1.0	0	173	0.0
30	Bogura RWH	Kahaloo	18,000	16,899	1.1	33,720	11,792	2.9	39	23	1.7	1,855	881	2.1	0	99	0.0
31	Bogura RWH	Kalai	104	4,704	0.0	37,770	8,240	4.6	2	8	0.3	940	445	2.1	0	27	0.0
32	Bogura RWH	Khetlal	4,600	7,499	0.6	6,375	5,180	1.2	10	10	1.0	233	223	1.0	0	38	0.0
33	Bogura RWH	Mahadebpur	36,600	14,757	2.5	36,915	17,508	2.1	50	17	2.9	1,949	950	2.1	216	64	3.4
34	Bogura RWH	Manda	52,500	18,792	2.8	67,680	32,172	2.1	303	52	5.8	4,485	1,836	2.4	24	63	0.4
35	Bogura RWH	Nandigram	14,000	8,114	1.7	24,195	12,367	2.0	54	3	18.0	1,280	366	3.5	72	41	1.8
36	Bogura RWH	Naogaon Sadar	42,500	23,093	1.8	40,980	19,185	2.1	105	27	3.9	2,923	1,391	2.1	0	66	0.0
37	Bogura RWH	Niamatpur	44,600	11,944	3.7	25,770	12,306	2.1	11	15	0.7	2,166	879	2.5	48	58	0.8
38	Bogura RWH	Panchbibi	10,990	10,864	1.0	8,457	9,172	0.9	9	12	0.8	525	671	0.8	0	102	0.0
39	Bogura RWH	Patnitala	10,600	8,501	1.2	9,422	9,105	1.0	16	11	1.5	471	482	1.0	2	61	0.0
40	Bogura RWH	Porsha	1,428	11,024	0.1	5,505	10,181	0.5	115	11	10.5	445	470	0.9	144	22	6.5
41	Bogura RWH	Raninagar	20,312	11,995	1.7	30,120	13,216	2.3	37	7	5.3	1,384	513	2.7	10	30	0.3
42	Bogura RWH	Sapahar	20,942	8,364	2.5	28,800	10,873	2.6	18	6	3.0	2,056	949	2.2	72	31	2.3
43	Bogura RWH	Sariakandi	21,708	11,965	1.8	9,615	8,720	1.1	18	22	0.8	143	1,099	0.1	0	98	0.0
44	Bogura RWH	Shajahanpur	50,400	36,862	1.4	33,795	16,410	2.1	252	24	10.5	2,430	1,042	2.3	0	103	0.0
45	Bogura RWH	Sherpur	44,700	31,014	1.4	41,791	21,034	2.0	41	17	2.4	3,153	1,565	2.0	0	84	0.0
46	Bogura RWH	Shibganj	37,400	25,597	1.5	42,120	23,856	1.8	6	27	0.2	7,400	3,746	2.0	0	92	0.0
47	Bogura RWH	Sonatola	46,700	21,600	2.2	41,595	20,028	2.1	5	31	0.2	2,152	1,153	1.9	0	98	0.0
48	Chattogram RWH	Anowara	11,100	9,120	1.2	14,100	12,224	1.2	142	24	5.9	1,000	914	1.1	50	47	1.1
49	Chattogram RWH	Banshkhali	27,200	12,866	2.1	20,655	14,825	1.4	138	21	6.6	3,096	2,380	1.3	2	45	0.0
50	Chattogram RWH	Boalkhali	19,500	7,733	2.5	22,634	10,945	2.1	120	30	4.0	974	562	1.7	0	31	0.0

SL	Warehouse Name	Upazila Name	Condom			Shukhi			IUD			Injectables			Implant		
			CBL	AMD	MOS	CBL	AMD	MOS	CBL	AMD	MOS	CBL	AMD	MOS	CBL	AMD	MOS
51	Chattogram RWH	Chakaria	25,500	12,877	2.0	35,595	16,670	2.1	135	31	4.4	8,054	4,157	1.9	0	110	0.0
52	Chattogram RWH	Chandanaish	46,200	8,647	5.3	19,455	10,097	1.9	112	33	3.4	1,667	903	1.8	20	37	0.5
53	Chattogram RWH	Cox's Bazar Sadar	14,800	18,939	0.8	22,290	20,642	1.1	171	35	4.9	2,895	2,929	1.0	140	101	1.4
54	Chattogram RWH	Dighinala	22,800	8,663	2.6	16,950	8,366	2.0	25	12	2.1	1,720	943	1.8	0	21	0.0
55	Chattogram RWH	Double Mooring	57,708	34,395	1.7	28,265	12,725	2.2	103	78	1.3	8,328	4,824	1.7	72	155	0.5
56	Chattogram RWH	Fatikchhari	48,600	19,546	2.5	40,500	19,103	2.1	57	29	2.0	5,066	2,437	2.1	0	112	0.0
57	Chattogram RWH	Hathazari	52,300	24,969	2.1	37,830	18,336	2.1	58	26	2.2	2,670	1,416	1.9	0	40	0.0
58	Chattogram RWH	Khagrachhari Sadar	13,400	6,919	1.9	11,565	5,882	2.0	151	41	3.7	1,330	692	1.9	1	33	0.0
59	Chattogram RWH	Kutubdia	30,700	3,569	8.6	21,735	4,443	4.9	46	15	3.1	2,800	1,337	2.1	0	68	0.0
60	Chattogram RWH	Lakshmichhari	13,700	1,977	6.9	7,305	2,719	2.7	53	13	4.1	141	106	1.3	27	13	2.1
61	Chattogram RWH	Lohagara	13,488	4,894	2.8	19,904	9,490	2.1	71	16	4.4	2,739	1,529	1.8	82	42	2.0
62	Chattogram RWH	Mahalchhari	10,800	3,413	3.2	11,940	4,353	2.7	41	5	8.2	703	358	2.0	0	35	0.0
63	Chattogram RWH	Maheshkhali	18,300	7,382	2.5	35,415	17,597	2.0	137	37	3.7	5,620	2,969	1.9	20	77	0.3
64	Chattogram RWH	Manikchhari	4,300	1,420	3.0	4,875	1,919	2.5	26	2	13.0	1,019	494	2.1	15	14	1.1
65	Chattogram RWH	Matiranga	17,000	6,972	2.4	15,240	7,248	2.1	112	21	5.3	2,111	927	2.3	12	26	0.5
66	Chattogram RWH	Mirsharai	26,300	11,382	2.3	33,709	15,441	2.2	103	40	2.6	4,502	2,307	2.0	0	73	0.0
67	Chattogram RWH	Panchhari	14,700	2,906	5.1	11,010	4,178	2.6	21	3	7.0	550	235	2.3	0	29	0.0
68	Chattogram RWH	Panchlaish	45,730	27,635	1.7	10,175	10,238	1.0	45	92	0.5	7,013	3,724	1.9	0	151	0.0
69	Chattogram RWH	Patiya	35,900	17,476	2.1	39,735	19,831	2.0	180	69	2.6	4,140	2,160	1.9	0	117	0.0
70	Chattogram RWH	Pekua	13,400	5,460	2.5	13,035	6,333	2.1	118	14	8.4	3,379	1,917	1.8	0	48	0.0
71	Chattogram RWH	Ramgarh	15,600	3,118	5.0	11,550	4,249	2.7	20	5	4.0	523	252	2.1	1	53	0.0
72	Chattogram RWH	Ramu	24,900	9,614	2.6	17,625	9,753	1.8	126	27	4.7	5,248	2,495	2.1	0	80	0.0
73	Chattogram RWH	Rangunia	33,400	18,412	1.8	30,360	15,815	1.9	71	33	2.2	3,289	1,937	1.7	0	51	0.0
74	Chattogram RWH	Raozan	35,688	15,737	2.3	30,485	14,386	2.1	57	25	2.3	2,719	1,319	2.1	2	51	0.0
75	Chattogram RWH	Sandwip	12,566	10,117	1.2	36,525	11,028	3.3	139	25	5.6	7,349	1,636	4.5	0	59	0.0

SL	Warehouse Name	Upazila Name	Condom			Shukhi			IUD			Injectables			Implant		
			CBL	AMD	MOS	CBL	AMD	MOS	CBL	AMD	MOS	CBL	AMD	MOS	CBL	AMD	MOS
76	Chattogram RWH	Satkania	16,700	9,254	1.8	24,420	11,642	2.1	155	24	6.5	1,767	957	1.8	0	49	0.0
77	Chattogram RWH	Sitakunda	46,400	18,507	2.5	30,590	14,746	2.1	143	46	3.1	3,674	1,800	2.0	0	53	0.0
78	Chattogram RWH	Teknaf	36,956	21,022	1.8	23,655	20,389	1.2	54	49	1.1	11,557	6,240	1.9	13	63	0.2
79	Chattogram RWH	Ukhia	37,000	5,977	6.2	16,530	6,586	2.5	81	11	7.4	8,107	1,945	4.2	0	36	0.0
80	Cumilla RWH	Akhaura	16,660	5,923	2.8	34,545	5,242	6.6	138	9	15.3	3,707	762	4.9	10	15	0.7
81	Cumilla RWH	Ashuganj	300	11,520	0.0	13,110	7,024	1.9	75	30	2.5	4,205	1,128	3.7	5	32	0.2
82	Cumilla RWH	Banchhampur	400	13,832	0.0	8,265	11,116	0.7	123	48	2.6	1,510	2,820	0.5	197	51	3.9
83	Cumilla RWH	Barura	3,200	13,685	0.2	185	19,666	0.0	9	65	0.1	5,543	3,052	1.8	0	86	0.0
84	Cumilla RWH	Bijoyagar	800	9,007	0.1	5,196	10,692	0.5	85	12	7.1	1,526	1,771	0.9	25	30	0.8
85	Cumilla RWH	Brahman Para	11,600	4,385	2.6	6,375	8,363	0.8	1	39	0.0	3,336	781	4.3	1	49	0.0
86	Cumilla RWH	Brahmanbaria Sadar	300	18,294	0.0	33,495	13,984	2.4	24	56	0.4	2,135	2,863	0.7	0	86	0.0
87	Cumilla RWH	Burichang	900	9,614	0.1	1,155	15,247	0.1	59	57	1.0	2,342	2,050	1.1	2	97	0.0
88	Cumilla RWH	Chandina	23,200	14,612	1.6	3,455	14,974	0.2	27	42	0.6	3,840	2,625	1.5	1	42	0.0
89	Cumilla RWH	Chandpur Sadar	28,900	14,976	1.9	24,395	13,487	1.8	101	84	1.2	5,044	2,359	2.1	25	83	0.3
90	Cumilla RWH	Chaudagram	600	17,556	0.0	210	20,325	0.0	223	38	5.9	3,739	3,716	1.0	0	64	0.0
91	Cumilla RWH	Cumilla Adarsha Sadar	13,200	20,574	0.6	1,935	18,697	0.1	0	120	0.0	6,644	3,184	2.1	0	142	0.0
92	Cumilla RWH	Cumilla Sadar Dakshin	13,700	9,850	1.4	225	17,925	0.0	10	58	0.2	6,114	2,676	2.3	0	70	0.0
93	Cumilla RWH	Daudkandi	34,100	13,302	2.6	14,355	10,943	1.3	18	59	0.3	6,281	1,895	3.3	0	53	0.0
94	Cumilla RWH	Debidwar	28,600	18,297	1.6	21,360	16,737	1.3	120	81	1.5	3,610	2,674	1.4	0	73	0.0
95	Cumilla RWH	Faridganj	32,000	10,427	3.1	41,490	10,879	3.8	135	30	4.5	5,260	2,620	2.0	50	65	0.8
96	Cumilla RWH	Haim Char	9,100	2,816	3.2	13,560	4,501	3.0	59	3	19.7	2,569	647	4.0	10	17	0.6
97	Cumilla RWH	Hajiganj	56,872	7,479	7.6	69,340	9,507	7.3	112	18	6.2	5,310	2,190	2.4	0	29	0.0
98	Cumilla RWH	Homna	400	9,472	0.0	13,590	8,246	1.6	43	35	1.2	4,113	1,245	3.3	35	36	1.0
99	Cumilla RWH	Kachua	10,300	19,980	0.5	34,890	14,315	2.4	202	32	6.3	2,974	3,522	0.8	0	35	0.0
100	Cumilla RWH	Kasba	6,600	8,654	0.8	2,640	13,181	0.2	104	25	4.2	3,480	1,420	2.5	0	43	0.0

SL	Warehouse Name	Upazila Name	Condom			Shukhi			IUD			Injectables			Implant		
			CBL	AMD	MOS	CBL	AMD	MOS	CBL	AMD	MOS	CBL	AMD	MOS	CBL	AMD	MOS
101	Cumilla RWH	Laksam	18,543	9,463	2.0	16,971	9,135	1.9	9	44	0.2	1,957	1,776	1.1	5	64	0.1
102	Cumilla RWH	Manoharganj	0	10,336	0.0	0	8,209	0.0	77	22	3.5	972	1,347	0.7	50	45	1.1
103	Cumilla RWH	Matlab Dakshin	13,698	7,944	1.7	38,022	5,979	6.4	90	15	6.0	4,654	1,311	3.5	50	37	1.4
104	Cumilla RWH	Matlab Uttar	8,300	13,924	0.6	9,645	13,311	0.7	33	16	2.1	4,449	1,576	2.8	0	73	0.0
105	Cumilla RWH	Meghna	21,400	5,089	4.2	20,985	4,236	5.0	15	15	1.0	1,770	820	2.2	40	27	1.5
106	Cumilla RWH	Muradnagar	24,200	24,641	1.0	15,135	18,650	0.8	86	66	1.3	6,307	2,877	2.2	28	149	0.2
107	Cumilla RWH	Nabinagar	11,100	13,811	0.8	14,505	16,424	0.9	86	19	4.5	4,900	2,490	2.0	81	80	1.0
108	Cumilla RWH	Nangalkot	1,500	10,756	0.1	1,380	11,117	0.1	8	48	0.2	3,747	2,346	1.6	0	99	0.0
109	Cumilla RWH	Nasirnagar	21,400	7,035	3.0	6,315	10,950	0.6	110	28	3.9	4,171	1,308	3.2	50	43	1.2
110	Cumilla RWH	Sarail	2,300	8,974	0.3	20,700	11,758	1.8	80	24	3.3	3,033	1,642	1.8	50	63	0.8
111	Cumilla RWH	Shahrasti	21,200	4,401	4.8	24,315	6,841	3.6	118	14	8.4	5,348	2,111	2.5	50	48	1.0
112	Cumilla RWH	Titas	14,400	8,421	1.7	35,760	5,011	7.1	34	38	0.9	3,567	1,393	2.6	0	30	0.0
113	Dhaka CWH	Araihazar	37,500	14,157	2.6	22,995	20,540	1.1	126	50	2.5	3,630	2,332	1.6	0	93	0.0
114	Dhaka CWH	Bandar	200	40,347	0.0	39,900	18,094	2.2	96	44	2.2	4,969	2,636	1.9	0	66	0.0
115	Dhaka CWH	Belabo	30,200	12,102	2.5	28,260	11,395	2.5	99	23	4.3	2,355	1,226	1.9	0	47	0.0
116	Dhaka CWH	Daulatpur	26,800	11,358	2.4	27,870	10,460	2.7	15	11	1.4	1,904	987	1.9	0	48	0.0
117	Dhaka CWH	Dhamrai	16,700	21,559	0.8	222,573	24,045	9.3	107	66	1.6	3,564	1,824	2.0	0	70	0.0
118	Dhaka CWH	Dohar	17,452	12,050	1.4	20,448	8,173	2.5	47	23	2.0	1,380	689	2.0	0	56	0.0
119	Dhaka CWH	Gazaria	5,700	5,687	1.0	19,925	6,283	3.2	43	8	5.4	1,101	547	2.0	170	13	13.1
120	Dhaka CWH	Gazipur Sadar	65,900	41,749	1.6	50,745	29,242	1.7	165	55	3.0	4,658	2,843	1.6	10	105	0.1
121	Dhaka CWH	Ghior	31,500	19,911	1.6	48,285	10,686	4.5	26	10	2.6	2,134	1,088	2.0	0	33	0.0
122	Dhaka CWH	Harirampur	11,900	10,852	1.1	29,355	6,177	4.8	61	11	5.5	1,307	591	2.2	100	66	1.5
123	Dhaka CWH	Kaliakair	31,200	16,835	1.9	34,095	17,669	1.9	87	20	4.4	1,388	608	2.3	0	58	0.0
124	Dhaka CWH	Kaliganj	62,900	29,924	2.1	64,370	16,315	3.9	53	19	2.8	2,373	1,313	1.8	20	18	1.1
125	Dhaka CWH	Kapasia	29,600	16,482	1.8	61,205	15,995	3.8	66	22	3.0	1,561	815	1.9	0	49	0.0

SL	Warehouse Name	Upazila Name	Condom			Shukhi			IUD			Injectables			Implant		
			CBL	AMD	MOS	CBL	AMD	MOS	CBL	AMD	MOS	CBL	AMD	MOS	CBL	AMD	MOS
126	Dhaka CWH	Keraniganj	73,228	47,421	1.5	66,350	30,309	2.2	195	148	1.3	9,686	4,137	2.3	200	121	1.7
127	Dhaka CWH	Lohajang	17,100	11,728	1.5	27,705	8,611	3.2	50	19	2.6	1,930	1,070	1.8	0	39	0.0
128	Dhaka CWH	Manikganj Sadar	64,500	33,491	1.9	45,720	16,973	2.7	73	29	2.5	4,090	2,195	1.9	0	88	0.0
129	Dhaka CWH	Manohardi	25,900	20,049	1.3	24,853	14,972	1.7	98	43	2.3	5,230	2,547	2.1	0	33	0.0
130	Dhaka CWH	Mirpur	6,300	117,172	0.1	75,405	47,210	1.6	255	172	1.5	11,334	12,070	0.9	10	285	0.0
131	Dhaka CWH	Munshiganj Sadar	23,286	25,891	0.9	50,307	17,538	2.9	67	21	3.2	3,462	1,687	2.1	20	47	0.4
132	Dhaka CWH	Narayanganj Sadar	70,200	48,503	1.4	86,700	54,125	1.6	202	68	3.0	16,884	8,860	1.9	12	134	0.1
133	Dhaka CWH	Narsingdi Sadar	97,434	64,535	1.5	91,765	60,562	1.5	243	115	2.1	19,374	9,778	2.0	2	102	0.0
134	Dhaka CWH	Nawabganj	31,300	20,779	1.5	31,326	12,494	2.5	54	26	2.1	2,129	1,033	2.1	0	62	0.0
135	Dhaka CWH	Palash	23,900	8,843	2.7	20,460	10,422	2.0	84	29	2.9	2,481	1,224	2.0	0	40	0.0
136	Dhaka CWH	Roypura	38,800	46,738	0.8	22,980	21,178	1.1	152	85	1.8	10,313	5,771	1.8	261	21	12.4
137	Dhaka CWH	Rupganj	80,000	37,332	2.1	69,415	34,635	2.0	99	37	2.7	6,572	3,361	2.0	0	58	0.0
138	Dhaka CWH	Saturia	6,900	7,026	1.0	22,290	7,605	2.9	50	25	2.0	1,472	716	2.1	50	44	1.1
139	Dhaka CWH	Savar	2,500	48,985	0.1	107,445	38,265	2.8	111	81	1.4	7,924	4,160	1.9	0	76	0.0
140	Dhaka CWH	Serajdikhan	800	21,014	0.0	61,985	19,419	3.2	85	37	2.3	3,008	1,641	1.8	300	25	12.0
141	Dhaka CWH	Shibalaya	4,800	11,689	0.4	45,360	9,272	4.9	29	19	1.5	2,695	1,475	1.8	0	36	0.0
142	Dhaka CWH	Shibpur	38,000	20,783	1.8	28,258	17,903	1.6	159	41	3.9	5,568	2,536	2.2	0	80	0.0
143	Dhaka CWH	Singair	0	20,048	0.0	56,620	13,649	4.1	48	18	2.7	1,786	1,036	1.7	0	39	0.0
144	Dhaka CWH	Sonargaon	30,000	23,231	1.3	65,595	22,011	3.0	82	28	2.9	5,837	2,974	2.0	0	66	0.0
145	Dhaka CWH	Sreenagar	25,600	26,539	1.0	66,870	24,317	2.7	104	32	3.3	3,876	1,987	2.0	100	27	3.7
146	Dhaka CWH	Sreepur	32,060	22,218	1.4	44,652	26,940	1.7	30	23	1.3	3,849	2,021	1.9	0	87	0.0
147	Dhaka CWH	Tejgaon	59,900	173,003	0.3	976,920	133,901	7.3	519	339	1.5	1,420	20,913	0.1	1	395	0.0
148	Dhaka CWH	Tongi	73,700	34,091	2.2	30,100	13,329	2.3	150	55	2.7	3,294	1,676	2.0	0	123	0.0
149	Dhaka CWH	Tongibari	11,600	11,338	1.0	90,960	9,303	9.8	1	9	0.1	938	438	2.1	0	19	0.0
150	Dinajpur RWH	Atwari	21,200	5,952	3.6	33,737	10,379	3.3	53	15	3.5	2,825	1,040	2.7	0	32	0.0

SL	Warehouse Name	Upazila Name	Condom			Shukhi			IUD			Injectables			Implant		
			CBL	AMD	MOS	CBL	AMD	MOS	CBL	AMD	MOS	CBL	AMD	MOS	CBL	AMD	MOS
151	Dinajpur RWH	Baliadangi	8,500	3,463	2.5	40,275	7,970	5.1	32	5	6.4	3,375	1,934	1.7	0	37	0.0
152	Dinajpur RWH	Biral	25,100	10,332	2.4	28,335	16,329	1.7	60	15	4.0	4,376	1,453	3.0	0	86	0.0
153	Dinajpur RWH	Birampur	16,800	4,234	4.0	37,065	6,682	5.5	64	16	4.0	1,315	382	3.4	0	43	0.0
154	Dinajpur RWH	Birganj	19,700	7,488	2.6	75,275	21,070	3.6	53	32	1.7	4,362	1,609	2.7	0	106	0.0
155	Dinajpur RWH	Bochaganj	15,404	5,745	2.7	19,467	11,538	1.7	26	28	0.9	1,882	743	2.5	0	78	0.0
156	Dinajpur RWH	Boda	12,800	6,433	2.0	43,095	19,154	2.2	49	18	2.7	5,490	2,476	2.2	0	111	0.0
157	Dinajpur RWH	Chirirbandar	22,200	5,101	4.4	49,920	15,027	3.3	52	19	2.7	3,001	1,201	2.5	0	93	0.0
158	Dinajpur RWH	Debiganj	19,000	9,203	2.1	46,785	25,581	1.8	79	29	2.7	5,075	3,443	1.5	0	52	0.0
159	Dinajpur RWH	Dinajpur Sadar	40,400	19,874	2.0	81,135	19,948	4.1	168	48	3.5	7,810	3,705	2.1	40	215	0.2
160	Dinajpur RWH	Fulbari	13,400	4,214	3.2	23,460	6,207	3.8	57	18	3.2	1,089	200	5.4	0	57	0.0
161	Dinajpur RWH	Haripur	12,528	4,974	2.5	21,600	8,697	2.5	11	5	2.2	4,307	1,358	3.2	0	26	0.0
162	Dinajpur RWH	Kaharole	14,600	3,157	4.6	15,908	8,665	1.8	24	15	1.6	2,634	664	4.0	0	60	0.0
163	Dinajpur RWH	Khansama	12,560	4,004	3.1	23,100	13,116	1.8	79	19	4.2	2,291	1,148	2.0	0	93	0.0
164	Dinajpur RWH	Nawabganj	24,900	8,038	3.1	50,115	13,295	3.8	85	8	10.6	4,957	1,297	3.8	0	64	0.0
165	Dinajpur RWH	Panchagarh Sadar	18,320	8,285	2.2	38,787	16,325	2.4	80	16	5.0	4,412	2,179	2.0	0	70	0.0
166	Dinajpur RWH	Parbatipur	45,780	15,804	2.9	53,993	19,292	2.8	91	49	1.9	4,427	2,803	1.6	10	120	0.1
167	Dinajpur RWH	Pirganj	22,100	6,227	3.5	32,955	13,892	2.4	46	18	2.6	4,500	1,800	2.5	100	78	1.3
168	Dinajpur RWH	Ranisankail	10,620	4,212	2.5	26,025	12,840	2.0	58	12	4.8	2,921	1,107	2.6	0	53	0.0
169	Dinajpur RWH	Tentulia	14,440	5,790	2.5	24,975	10,056	2.5	51	15	3.4	1,968	593	3.3	0	23	0.0
170	Dinajpur RWH	Thakurgaon Sadar	29,800	16,423	1.8	62,415	29,735	2.1	180	51	3.5	11,200	5,582	2.0	0	141	0.0
171	Faridpur RWH	Agailjhara	13,110	8,456	1.6	14,377	8,101	1.8	75	11	6.8	1,401	619	2.3	0	31	0.0
172	Faridpur RWH	Alfadanga	26,000	24,570	1.1	14,700	7,290	2.0	46	14	3.3	2,045	802	2.5	0	27	0.0
173	Faridpur RWH	Babuganj	17,900	5,238	3.4	15,420	6,103	2.5	40	24	1.7	2,088	668	3.1	0	31	0.0
174	Faridpur RWH	Baliakandi	40,100	21,685	1.8	25,995	13,175	2.0	128	28	4.6	3,629	1,206	3.0	0	47	0.0
175	Faridpur RWH	Banari Para	15,400	6,116	2.5	17,810	7,487	2.4	30	12	2.5	1,538	619	2.5	0	38	0.0

SL	Warehouse Name	Upazila Name	Condom			Shukhi			IUD			Injectables			Implant		
			CBL	AMD	MOS	CBL	AMD	MOS	CBL	AMD	MOS	CBL	AMD	MOS	CBL	AMD	MOS
176	Faridpur RWH	Barishal Sadar (kotwali)	47,700	27,628	1.7	27,975	16,844	1.7	173	50	3.5	5,135	3,459	1.5	14	90	0.2
177	Faridpur RWH	Bhanga	6,400	17,367	0.4	16,200	11,497	1.4	50	45	1.1	2,212	738	3.0	0	67	0.0
178	Faridpur RWH	Bhedarganj	29,700	14,065	2.1	19,125	8,886	2.2	76	31	2.5	3,762	1,708	2.2	0	50	0.0
179	Faridpur RWH	Boalmari	65,900	29,540	2.2	31,900	14,135	2.3	73	21	3.5	3,151	1,461	2.2	0	77	0.0
180	Faridpur RWH	Char Bhadrasan	15,300	6,322	2.4	4,164	1,719	2.4	20	9	2.2	989	212	4.7	0	23	0.0
181	Faridpur RWH	Damudya	11,380	4,417	2.6	8,850	3,476	2.5	29	15	1.9	1,148	398	2.9	22	12	1.8
182	Faridpur RWH	Faridpur Sadar	64,000	32,409	2.0	29,690	13,754	2.2	140	47	3.0	5,300	2,690	2.0	0	117	0.0
183	Faridpur RWH	Gaurnadi	21,400	8,648	2.5	21,330	10,016	2.1	64	13	4.9	2,760	1,100	2.5	0	27	0.0
184	Faridpur RWH	Goalanda	51,456	17,800	2.9	12,180	6,064	2.0	87	11	7.9	3,322	1,645	2.0	0	57	0.0
185	Faridpur RWH	Gopalganj Sadar	30,131	21,401	1.4	20,347	9,303	2.2	113	29	3.9	3,331	1,112	3.0	0	62	0.0
186	Faridpur RWH	Gosairhat	16,000	9,632	1.7	15,380	6,930	2.2	63	31	2.0	2,279	954	2.4	0	30	0.0
187	Faridpur RWH	Jhalokati Sadar	17,700	7,177	2.5	15,120	6,348	2.4	96	20	4.8	2,825	894	3.2	0	43	0.0
188	Faridpur RWH	Kalkini	17,100	9,117	1.9	19,350	8,823	2.2	93	23	4.0	3,078	1,196	2.6	0	62	0.0
189	Faridpur RWH	Kashiani	38,100	17,213	2.2	24,470	12,240	2.0	106	18	5.9	1,827	1,081	1.7	0	38	0.0
190	Faridpur RWH	Kotalipara	22,100	9,514	2.3	30,450	14,488	2.1	75	6	12.5	2,220	725	3.1	0	52	0.0
191	Faridpur RWH	Madaripur Sadar	12,500	14,207	0.9	38,235	14,827	2.6	137	49	2.8	9,413	4,267	2.2	0	70	0.0
192	Faridpur RWH	Madhukhali	32,400	15,156	2.1	28,980	14,461	2.0	189	42	4.5	2,860	1,299	2.2	0	55	0.0
193	Faridpur RWH	Muksudpur	47,600	21,944	2.2	35,100	17,907	2.0	0	22	0.0	3,020	1,766	1.7	0	65	0.0
194	Faridpur RWH	Nagarkanda	33,600	15,603	2.2	20,940	9,864	2.1	45	20	2.3	999	553	1.8	0	25	0.0
195	Faridpur RWH	Naria	14,540	6,654	2.2	23,985	8,354	2.9	19	19	1.0	1,905	779	2.4	20	35	0.6
196	Faridpur RWH	Nesarabad (swarupkati)	13,600	10,620	1.3	20,250	11,719	1.7	76	21	3.6	2,585	1,046	2.5	0	49	0.0
197	Faridpur RWH	Pangsha	76,600	37,322	2.1	45,795	20,675	2.2	106	34	3.1	6,738	2,453	2.7	0	79	0.0
198	Faridpur RWH	Rajbari Sadar	81,600	35,873	2.3	29,265	12,844	2.3	170	83	2.0	5,235	2,525	2.1	0	137	0.0
199	Faridpur RWH	Rajoir	16,900	13,114	1.3	22,985	10,346	2.2	102	17	6.0	3,449	1,480	2.3	0	30	0.0
200	Faridpur RWH	Sadarpur	25,500	11,335	2.2	18,035	6,122	2.9	73	20	3.7	1,952	605	3.2	6	27	0.2

SL	Warehouse Name	Upazila Name	Condom			Shukhi			IUD			Injectables			Implant		
			CBL	AMD	MOS	CBL	AMD	MOS	CBL	AMD	MOS	CBL	AMD	MOS	CBL	AMD	MOS
201	Faridpur RWH	Saltha	21,500	10,285	2.1	24,720	6,825	3.6	83	26	3.2	1,378	551	2.5	0	21	0.0
202	Faridpur RWH	Shariatpur Sadar	19,000	9,765	1.9	7,100	7,098	1.0	38	33	1.2	1,971	844	2.3	0	43	0.0
203	Faridpur RWH	Shib Char	35,300	22,263	1.6	25,920	16,685	1.6	75	61	1.2	5,500	2,951	1.9	0	73	0.0
204	Faridpur RWH	Tungipara	18,700	7,008	2.7	12,810	4,325	3.0	47	12	3.9	1,277	447	2.9	0	21	0.0
205	Faridpur RWH	Wazirpur	22,600	11,652	1.9	30,090	13,086	2.3	120	18	6.7	2,706	901	3.0	0	67	0.0
206	Faridpur RWH	Zanjira	17,600	7,996	2.2	12,190	5,063	2.4	52	20	2.6	2,330	594	3.9	4	46	0.1
207	Jamalpur RWH	Bakshiganj	19,300	9,534	2.0	21,780	9,211	2.4	51	20	2.6	1,393	880	1.6	1	47	0.0
208	Jamalpur RWH	Char Rajibpur	42,000	12,278	3.4	8,565	5,902	1.5	17	6	2.8	1,761	1,238	1.4	2	13	0.2
209	Jamalpur RWH	Dewanganj	33,200	12,859	2.6	40,490	14,163	2.9	51	19	2.7	6,762	3,241	2.1	0	116	0.0
210	Jamalpur RWH	Islampur	21,800	14,913	1.5	30,679	21,398	1.4	121	54	2.2	4,123	2,011	2.1	0	55	0.0
211	Jamalpur RWH	Jamalpur Sadar	55,900	25,375	2.2	66,860	34,784	1.9	183	72	2.5	8,394	4,616	1.8	0	104	0.0
212	Jamalpur RWH	Jhenaigati	23,200	8,926	2.6	31,601	13,738	2.3	28	10	2.8	2,046	1,296	1.6	20	61	0.3
213	Jamalpur RWH	Madarganj	46,050	13,929	3.3	81,360	13,461	6.0	101	57	1.8	1,670	1,051	1.6	0	103	0.0
214	Jamalpur RWH	Melandaha	40,200	15,909	2.5	216,720	20,001	10.8	56	28	2.0	3,900	2,514	1.6	0	45	0.0
215	Jamalpur RWH	Nakla	24,700	8,784	2.8	87,840	10,621	8.3	59	19	3.1	2,878	1,321	2.2	4	80	0.1
216	Jamalpur RWH	Nalitabari	20,200	10,870	1.9	41,400	13,734	3.0	4	7	0.6	1,309	1,171	1.1	0	57	0.0
217	Jamalpur RWH	Raumari	32,500	14,728	2.2	13,095	10,312	1.3	12	13	0.9	5,288	2,168	2.4	40	31	1.3
218	Jamalpur RWH	Sarishabari	44,800	14,283	3.1	79,710	9,164	8.7	40	38	1.1	3,780	1,806	2.1	0	53	0.0
219	Jamalpur RWH	Sherpur Sadar	79,550	23,561	3.4	38,820	29,597	1.3	25	19	1.3	11,825	6,270	1.9	20	60	0.3
220	Jamalpur RWH	Sreebardi	26,868	9,444	2.8	18,165	11,372	1.6	27	5	5.4	1,186	938	1.3	1	79	0.0
221	Jashore RWH	Abhaynagar	39,800	15,308	2.6	20,805	9,686	2.1	51	27	1.9	4,910	2,300	2.1	0	49	0.0
222	Jashore RWH	Bagher Para	37,700	14,193	2.7	20,370	10,213	2.0	86	28	3.1	2,848	1,384	2.1	0	68	0.0
223	Jashore RWH	Chaugachha	42,400	16,536	2.6	22,480	9,698	2.3	29	19	1.5	2,690	1,205	2.2	6	45	0.1
224	Jashore RWH	Harinakunda	17,200	8,531	2.0	13,875	10,859	1.3	25	15	1.7	2,160	1,080	2.0	0	45	0.0
225	Jashore RWH	Jashore Sadar	7,300	37,260	0.2	18,015	38,873	0.5	136	54	2.5	13,208	7,079	1.9	47	55	0.9

SL	Warehouse Name	Upazila Name	Condom			Shukhi			IUD			Injectables			Implant		
			CBL	AMD	MOS	CBL	AMD	MOS	CBL	AMD	MOS	CBL	AMD	MOS	CBL	AMD	MOS
226	Jashore RWH	Jhenaidah Sadar	47,800	23,525	2.0	33,530	17,097	2.0	82	47	1.7	5,650	2,675	2.1	0	70	0.0
227	Jashore RWH	Jhikargachha	33,900	18,062	1.9	16,215	9,949	1.6	50	26	1.9	4,000	2,017	2.0	2	57	0.0
228	Jashore RWH	Kalia	24,400	15,086	1.6	9,960	7,576	1.3	54	15	3.6	1,250	631	2.0	0	61	0.0
229	Jashore RWH	Kaliganj	26,300	16,309	1.6	24,045	12,532	1.9	14	14	1.0	2,490	1,192	2.1	0	46	0.0
230	Jashore RWH	Keshabpur	37,700	15,533	2.4	16,680	9,289	1.8	71	18	3.9	4,052	2,387	1.7	0	61	0.0
231	Jashore RWH	Kotchandpur	16,800	6,071	2.8	13,380	4,237	3.2	70	9	7.8	1,850	846	2.2	20	22	0.9
232	Jashore RWH	Lohagara	34,100	25,327	1.3	16,785	13,699	1.2	70	25	2.8	3,386	1,885	1.8	0	35	0.0
233	Jashore RWH	Magura Sadar	43,392	21,194	2.0	24,636	17,853	1.4	74	39	1.9	4,976	3,061	1.6	0	82	0.0
234	Jashore RWH	Maheshpur	47,696	20,202	2.4	24,880	10,612	2.3	110	31	3.5	5,900	3,035	1.9	0	42	0.0
235	Jashore RWH	Manirampur	56,800	28,836	2.0	34,180	18,341	1.9	128	34	3.8	10,848	5,909	1.8	2	52	0.0
236	Jashore RWH	Mohammadpur	16,700	5,903	2.8	6,330	6,379	1.0	90	15	6.0	1,516	775	2.0	0	34	0.0
237	Jashore RWH	Narail Sadar	36,200	24,691	1.5	24,529	13,516	1.8	109	32	3.4	4,307	2,122	2.0	0	58	0.0
238	Jashore RWH	Shailkupa	39,600	22,141	1.8	28,995	18,517	1.6	55	19	2.9	3,140	1,468	2.1	0	98	0.0
239	Jashore RWH	Shalikhha	15,200	5,006	3.0	17,820	5,875	3.0	4	13	0.3	1,053	569	1.9	0	30	0.0
240	Jashore RWH	Sharsha	46,300	27,333	1.7	24,345	13,313	1.8	80	25	3.2	5,647	2,973	1.9	2	56	0.0
241	Jashore RWH	Sreepur	19,200	9,163	2.1	16,395	8,668	1.9	71	15	4.7	1,973	1,034	1.9	0	41	0.0
242	Khulna RWH	Assasuni	23,800	16,174	1.5	31,080	18,392	1.7	32	5	6.4	3,050	1,290	2.4	0	32	0.0
243	Khulna RWH	Bagerhat Sadar	55,700	21,530	2.6	40,350	15,398	2.6	150	30	5.0	3,987	1,658	2.4	0	63	0.0
244	Khulna RWH	Batiaghata	29,400	12,735	2.3	27,795	11,005	2.5	38	14	2.7	1,825	787	2.3	0	72	0.0
245	Khulna RWH	Bhandaria	16,100	10,330	1.6	15,765	6,161	2.6	65	20	3.3	2,206	994	2.2	44	17	2.6
246	Khulna RWH	Chitalmari	31,200	18,380	1.7	24,735	10,383	2.4	21	4	5.3	2,619	1,158	2.3	0	29	0.0
247	Khulna RWH	Dacope	27,400	7,007	3.9	24,285	8,401	2.9	23	7	3.3	1,479	518	2.9	0	129	0.0
248	Khulna RWH	Daulatpur	128,400	57,281	2.2	60,120	18,860	3.2	70	30	2.3	9,200	4,713	2.0	0	84	0.0
249	Khulna RWH	Debhata	19,000	9,218	2.1	17,520	7,247	2.4	25	7	3.6	1,443	484	3.0	0	21	0.0
250	Khulna RWH	Dumuria	61,300	22,304	2.7	49,240	19,343	2.5	162	41	4.0	4,380	2,100	2.1	0	167	0.0

SL	Warehouse Name	Upazila Name	Condom			Shukhi			IUD			Injectables			Implant		
			CBL	AMD	MOS	CBL	AMD	MOS	CBL	AMD	MOS	CBL	AMD	MOS	CBL	AMD	MOS
251	Khulna RWH	Fakirhat	24,300	10,059	2.4	18,300	6,661	2.7	24	7	3.4	1,692	620	2.7	0	26	0.0
252	Khulna RWH	Indurkani	5,600	4,311	1.3	7,710	4,443	1.7	53	8	6.6	1,213	589	2.1	0	19	0.0
253	Khulna RWH	Kachua	24,200	8,235	2.9	16,080	5,764	2.8	22	13	1.7	1,388	577	2.4	0	22	0.0
254	Khulna RWH	Kalaroa	47,900	23,054	2.1	20,070	8,927	2.2	63	14	4.5	3,590	1,310	2.7	0	21	0.0
255	Khulna RWH	Kaliganj	53,800	19,456	2.8	40,680	19,083	2.1	53	15	3.5	3,098	1,330	2.3	0	37	0.0
256	Khulna RWH	Kanthalia	14,100	4,888	2.9	15,030	4,558	3.3	46	10	4.6	2,030	738	2.8	14	17	0.8
257	Khulna RWH	Kawkhali	15,600	3,604	4.3	9,165	3,558	2.6	50	16	3.1	1,045	323	3.2	0	19	0.0
258	Khulna RWH	Khulna Sadar	121,672	77,525	1.6	49,886	28,028	1.8	245	138	1.8	8,659	4,429	2.0	6	77	0.1
259	Khulna RWH	Koyra	20,200	11,808	1.7	38,295	16,537	2.3	26	19	1.4	1,462	568	2.6	0	116	0.0
260	Khulna RWH	Mathbaria	48,200	12,875	3.7	35,595	15,684	2.3	91	33	2.8	3,064	1,557	2.0	20	23	0.9
261	Khulna RWH	Mollahat	24,700	11,740	2.1	22,695	10,760	2.1	34	6	5.7	1,089	451	2.4	0	34	0.0
262	Khulna RWH	Mongla	39,800	18,788	2.1	24,420	11,103	2.2	80	24	3.3	3,314	1,613	2.1	0	22	0.0
263	Khulna RWH	Morrelganj	54,100	21,719	2.5	34,560	22,447	1.5	63	34	1.9	5,130	2,018	2.5	0	23	0.0
264	Khulna RWH	Nazirpur	32,100	13,544	2.4	24,555	11,849	2.1	60	25	2.4	2,860	1,293	2.2	0	26	0.0
265	Khulna RWH	Paikgachha	23,500	12,096	1.9	43,920	16,673	2.6	60	23	2.6	2,250	974	2.3	0	117	0.0
266	Khulna RWH	Phultala	34,200	13,767	2.5	21,510	5,945	3.6	102	24	4.3	2,390	898	2.7	0	45	0.0
267	Khulna RWH	Pirojpur Sadar	28,322	8,673	3.3	22,920	7,714	3.0	54	39	1.4	2,218	900	2.5	0	53	0.0
268	Khulna RWH	Rajapur	17,800	7,338	2.4	10,605	4,598	2.3	50	4	12.5	1,495	638	2.3	5	11	0.5
269	Khulna RWH	Rampal	37,200	13,907	2.7	32,065	9,938	3.2	112	19	5.9	1,380	563	2.5	0	31	0.0
270	Khulna RWH	Rupsa	13,400	11,286	1.2	14,895	8,139	1.8	65	32	2.0	1,685	464	3.6	0	54	0.0
271	Khulna RWH	Sarankhola	25,200	12,794	2.0	22,850	11,104	2.1	5	8	0.6	2,800	1,445	1.9	0	36	0.0
272	Khulna RWH	Satkhira Sadar	79,000	49,921	1.6	45,880	18,978	2.4	73	29	2.5	7,709	4,096	1.9	0	52	0.0
273	Khulna RWH	Shyamnagar	46,500	18,803	2.5	50,430	21,304	2.4	80	12	6.7	2,460	938	2.6	0	42	0.0
274	Khulna RWH	Tala	16,848	14,921	1.1	32,220	16,116	2.0	109	37	2.9	4,148	2,093	2.0	0	44	0.0
275	Khulna RWH	Terokhada	30,300	13,701	2.2	19,350	7,952	2.4	50	12	4.2	1,191	346	3.4	0	71	0.0

SL	Warehouse Name	Upazila Name	Condom			Shukhi			IUD			Injectables			Implant		
			CBL	AMD	MOS	CBL	AMD	MOS	CBL	AMD	MOS	CBL	AMD	MOS	CBL	AMD	MOS
276	Kushtia RWH	Alamdanga	31,500	14,954	2.1	30,660	15,559	2.0	48	11	4.4	5,500	2,882	1.9	0	51	0.0
277	Kushtia RWH	Bheramara	24,500	15,403	1.6	18,900	8,966	2.1	3	9	0.3	3,004	1,675	1.8	1	18	0.1
278	Kushtia RWH	Chuadanga Sadar	25,600	16,908	1.5	26,130	12,557	2.1	73	37	2.0	6,647	3,357	2.0	0	52	0.0
279	Kushtia RWH	Damurhuda	25,300	13,808	1.8	20,805	10,979	1.9	26	17	1.5	5,680	3,219	1.8	0	29	0.0
280	Kushtia RWH	Daulatpur	84,000	23,988	3.5	38,475	18,481	2.1	18	4	4.5	5,957	3,448	1.7	0	18	0.0
281	Kushtia RWH	Gangni	37,000	18,601	2.0	30,540	13,352	2.3	45	20	2.3	8,352	4,425	1.9	0	22	0.0
282	Kushtia RWH	Jiban Nagar	17,500	7,727	2.3	21,750	9,973	2.2	67	27	2.5	3,698	1,943	1.9	0	43	0.0
283	Kushtia RWH	Khoksa	16,000	9,826	1.6	16,555	7,361	2.2	1	7	0.1	1,244	394	3.2	25	18	1.4
284	Kushtia RWH	Kumarkhali	23,800	15,298	1.6	24,410	11,564	2.1	28	9	3.1	4,690	2,356	2.0	0	33	0.0
285	Kushtia RWH	Kushtia Sadar	28,700	19,365	1.5	36,165	18,941	1.9	61	36	1.7	8,022	4,724	1.7	0	81	0.0
286	Kushtia RWH	Meherpur Sadar	31,700	16,554	1.9	23,355	9,994	2.3	69	18	3.8	5,227	2,696	1.9	15	24	0.6
287	Kushtia RWH	Mirpur	20,000	18,086	1.1	30,255	15,030	2.0	1	7	0.1	4,213	2,436	1.7	0	26	0.0
288	Kushtia RWH	Mujib Nagar	14,700	6,403	2.3	6,060	2,605	2.3	20	3	6.7	1,982	1,034	1.9	0	22	0.0
289	Mymensingh RWH	Atpara	12,700	7,519	1.7	13,940	9,692	1.4	49	10	4.9	1,074	692	1.6	73	50	1.5
290	Mymensingh RWH	Austagram	31,932	10,853	2.9	20,790	8,980	2.3	10	22	0.5	2,487	1,285	1.9	0	34	0.0
291	Mymensingh RWH	Bajitpur	18,880	12,533	1.5	24,225	11,567	2.1	75	21	3.6	1,824	738	2.5	0	36	0.0
292	Mymensingh RWH	Barhatta	22,000	11,222	2.0	17,685	10,710	1.7	14	4	3.5	3,027	1,435	2.1	2	27	0.1
293	Mymensingh RWH	Bhairab	34,400	14,908	2.3	35,550	16,381	2.2	35	23	1.5	3,156	1,770	1.8	0	47	0.0
294	Mymensingh RWH	Bhaluka	18,600	19,616	0.9	31,695	24,629	1.3	0	36	0.0	3,950	1,783	2.2	0	63	0.0
295	Mymensingh RWH	Dharampasha	28,800	15,332	1.9	30,255	16,062	1.9	0	17	0.0	3,680	1,777	2.1	0	87	0.0
296	Mymensingh RWH	Dhobaura	14,400	10,136	1.4	30,075	10,934	2.8	50	7	7.1	2,300	1,378	1.7	82	16	5.1
297	Mymensingh RWH	Durgapur	31,000	15,003	2.1	33,090	15,700	2.1	45	17	2.6	3,464	1,827	1.9	0	83	0.0
298	Mymensingh RWH	Fulbaria	15,900	18,133	0.9	32,475	27,245	1.2	49	32	1.5	2,920	1,416	2.1	0	39	0.0
299	Mymensingh RWH	Gaffargaon	500	19,463	0.0	24,060	22,832	1.1	41	21	2.0	1,868	2,202	0.8	72	44	1.6
300	Mymensingh RWH	Gauripur	25,700	14,137	1.8	35,235	17,046	2.1	26	28	0.9	3,610	1,587	2.3	0	64	0.0

SL	Warehouse Name	Upazila Name	Condom			Shukhi			IUD			Injectables			Implant		
			CBL	AMD	MOS	CBL	AMD	MOS	CBL	AMD	MOS	CBL	AMD	MOS	CBL	AMD	MOS
301	Mymensingh RWH	Haluaghat	14,300	14,232	1.0	34,635	19,741	1.8	12	23	0.5	3,249	1,780	1.8	0	44	0.0
302	Mymensingh RWH	Hossainpur	25,400	12,237	2.1	29,085	13,598	2.1	26	23	1.1	3,304	1,219	2.7	0	44	0.0
303	Mymensingh RWH	Ishwarganj	15,906	14,304	1.1	10,095	29,347	0.3	23	7	3.3	3,239	1,776	1.8	0	55	0.0
304	Mymensingh RWH	Itna	25,500	11,618	2.2	19,770	13,685	1.4	25	13	1.9	1,463	648	2.3	0	64	0.0
305	Mymensingh RWH	Kalmakanda	5,700	13,310	0.4	1,980	14,863	0.1	0	6	0.0	1,185	1,127	1.1	0	31	0.0
306	Mymensingh RWH	Karimganj	22,100	14,282	1.5	28,815	14,984	1.9	1	12	0.1	1,914	1,164	1.6	0	95	0.0
307	Mymensingh RWH	Katiadi	31,900	19,332	1.7	40,163	17,346	2.3	26	27	1.0	4,122	1,914	2.2	4	54	0.1
308	Mymensingh RWH	Kendua	18,600	12,162	1.5	30,135	18,548	1.6	23	28	0.8	3,031	1,274	2.4	8	74	0.1
309	Mymensingh RWH	Khaliajuri	23,800	4,696	5.1	39,740	4,209	9.4	75	31	2.4	1,435	487	2.9	0	57	0.0
310	Mymensingh RWH	Kishoreganj Sadar	62,608	18,103	3.5	90,000	18,588	4.8	1	51	0.0	5,510	2,178	2.5	0	79	0.0
311	Mymensingh RWH	Kuliar Char	29,900	11,353	2.6	32,665	12,218	2.7	23	16	1.4	2,816	1,104	2.6	20	55	0.4
312	Mymensingh RWH	Madan	11,115	11,153	1.0	19,260	11,010	1.7	25	7	3.6	1,300	691	1.9	5	40	0.1
313	Mymensingh RWH	Mithamain	23,000	9,821	2.3	27,915	7,458	3.7	36	7	5.1	1,311	244	5.4	0	32	0.0
314	Mymensingh RWH	Mohanganj	10,050	7,059	1.4	19,400	11,504	1.7	21	10	2.1	1,436	834	1.7	0	68	0.0
315	Mymensingh RWH	Muktagachha	21,300	17,263	1.2	29,175	22,206	1.3	35	11	3.2	2,752	1,709	1.6	0	67	0.0
316	Mymensingh RWH	Mymensingh Sadar	24,900	27,086	0.9	50,025	35,881	1.4	91	78	1.2	1,512	3,310	0.5	20	321	0.1
317	Mymensingh RWH	Nandail	27,900	12,766	2.2	20,840	29,349	0.7	71	18	3.9	4,703	2,271	2.1	0	61	0.0
318	Mymensingh RWH	Netrakona Sadar	24,800	16,700	1.5	18,085	18,279	1.0	37	6	6.2	3,890	2,354	1.7	0	58	0.0
319	Mymensingh RWH	Nikli	22,000	12,495	1.8	16,485	7,846	2.1	2	27	0.1	1,842	783	2.4	0	69	0.0
320	Mymensingh RWH	Pakundia	27,300	14,328	1.9	33,345	15,206	2.2	1	11	0.1	2,176	1,227	1.8	2	54	0.0
321	Mymensingh RWH	Phulpur	13,600	17,590	0.8	21,920	29,819	0.7	35	50	0.7	3,059	2,216	1.4	0	158	0.0
322	Mymensingh RWH	Purbadhala	23,000	12,529	1.8	27,600	15,507	1.8	38	6	6.3	2,995	1,800	1.7	0	73	0.0
323	Mymensingh RWH	Tarail	16,150	13,247	1.2	22,210	10,451	2.1	27	18	1.5	1,630	830	2.0	0	41	0.0
324	Mymensingh RWH	Trishal	5,800	18,075	0.3	14,700	30,250	0.5	26	28	0.9	4,027	1,757	2.3	0	57	0.0
325	Noakhali RWH	Begumganj	16,900	21,479	0.8	11,160	13,561	0.8	40	66	0.6	352	2,062	0.2	110	88	1.3

SL	Warehouse Name	Upazila Name	Condom			Shukhi			IUD			Injectables			Implant		
			CBL	AMD	MOS	CBL	AMD	MOS	CBL	AMD	MOS	CBL	AMD	MOS	CBL	AMD	MOS
326	Noakhali RWH	Chatkhil	4,900	4,688	1.0	6,119	4,484	1.4	50	20	2.5	2,115	769	2.8	0	28	0.0
327	Noakhali RWH	Chhagalnaiya	10,600	9,635	1.1	13,620	7,878	1.7	31	13	2.4	1,948	1,116	1.7	10	30	0.3
328	Noakhali RWH	Companiganj	3,800	7,664	0.5	22,725	7,305	3.1	52	16	3.3	4,714	1,412	3.3	0	37	0.0
329	Noakhali RWH	Daganbhuiyan	16,900	11,254	1.5	13,065	6,217	2.1	98	10	9.8	2,173	1,013	2.1	70	38	1.8
330	Noakhali RWH	Feni Sadar	44,900	20,178	2.2	30,789	19,680	1.6	293	56	5.2	7,275	4,025	1.8	70	124	0.6
331	Noakhali RWH	Fulgazi	9,400	6,518	1.4	10,800	5,382	2.0	55	12	4.6	1,512	633	2.4	100	19	5.3
332	Noakhali RWH	Hatiya	19,700	11,471	1.7	12,105	14,907	0.8	93	27	3.4	3,218	2,555	1.3	50	101	0.5
333	Noakhali RWH	Kabirhat	5,128	6,354	0.8	9,060	7,829	1.2	25	13	1.9	2,734	1,445	1.9	10	42	0.2
334	Noakhali RWH	Kamalnagar	16,600	8,237	2.0	49,134	6,191	7.9	51	15	3.4	4,047	2,780	1.5	0	112	0.0
335	Noakhali RWH	Lakshmipur Sadar	22,300	11,844	1.9	38,814	16,188	2.4	100	32	3.1	8,100	5,272	1.5	0	98	0.0
336	Noakhali RWH	Noakhali Sadar	3,900	21,084	0.2	13,800	15,598	0.9	74	23	3.2	2,282	3,739	0.6	0	54	0.0
337	Noakhali RWH	Parshuram	5,600	6,749	0.8	10,799	5,256	2.1	20	11	1.8	1,403	791	1.8	100	28	3.6
338	Noakhali RWH	Ramganj	16,000	5,735	2.8	19,145	5,480	3.5	51	11	4.6	2,870	1,603	1.8	100	32	3.1
339	Noakhali RWH	Ramgati	14,557	8,083	1.8	104,878	7,202	14.6	60	16	3.8	6,461	3,004	2.2	0	36	0.0
340	Noakhali RWH	Roypur	14,100	4,030	3.5	29,760	8,452	3.5	100	9	11.1	4,016	1,474	2.7	0	53	0.0
341	Noakhali RWH	Senbagh	11,000	8,899	1.2	213,020	8,559	24.9	31	19	1.6	1,702	1,258	1.4	0	42	0.0
342	Noakhali RWH	Sonagazi	7,200	7,089	1.0	145,065	11,747	12.3	50	19	2.6	3,900	2,360	1.7	50	37	1.4
343	Noakhali RWH	Sonaimuri	24,900	8,802	2.8	262,275	5,970	43.9	82	11	7.5	3,306	1,420	2.3	1	49	0.0
344	Noakhali RWH	Subarnachar	1,660	10,240	0.2	11,715	10,732	1.1	25	6	4.2	2,970	1,469	2.0	10	44	0.2
345	Pabna RWH	Atgharia	12,700	5,709	2.2	50,415	8,571	5.9	18	11	1.6	1,406	512	2.7	0	23	0.0
346	Pabna RWH	Belkuchi	22,600	34,994	0.6	47,865	22,635	2.1	75	23	3.3	5,093	1,793	2.8	0	35	0.0
347	Pabna RWH	Bera	16,500	6,758	2.4	38,040	12,277	3.1	101	37	2.7	3,970	1,365	2.9	5	34	0.1
348	Pabna RWH	Bhangura	12,800	7,131	1.8	34,595	6,688	5.2	39	13	3.0	547	209	2.6	5	25	0.2
349	Pabna RWH	Chatmohar	17,900	17,771	1.0	91,980	22,276	4.1	30	36	0.8	1,882	1,070	1.8	0	47	0.0
350	Pabna RWH	Faridpur	6,800	5,140	1.3	30,870	4,993	6.2	1	13	0.1	2,164	883	2.5	0	32	0.0

SL	Warehouse Name	Upazila Name	Condom			Shukhi			IUD			Injectables			Implant		
			CBL	AMD	MOS	CBL	AMD	MOS	CBL	AMD	MOS	CBL	AMD	MOS	CBL	AMD	MOS
351	Pabna RWH	Ishwardi	23,400	20,722	1.1	153,465	16,606	9.2	7	28	0.3	4,010	1,972	2.0	0	67	0.0
352	Pabna RWH	Kamarkhanda	7,800	9,242	0.8	15,840	7,710	2.1	67	25	2.7	2,547	1,091	2.3	0	40	0.0
353	Pabna RWH	Kazipur	52,200	22,641	2.3	88,965	15,608	5.7	14	31	0.5	3,494	2,212	1.6	21	83	0.3
354	Pabna RWH	Pabna Sadar	28,250	52,853	0.5	93,495	59,444	1.6	40	93	0.4	1,640	9,435	0.2	20	101	0.2
355	Pabna RWH	Royganj	39,300	13,372	2.9	87,120	20,462	4.3	119	30	4.0	3,500	1,948	1.8	0	49	0.0
356	Pabna RWH	Santhia	18,960	12,276	1.5	98,385	22,134	4.4	77	19	4.1	7,000	3,915	1.8	20	44	0.5
357	Pabna RWH	Shahjadpur	65,200	46,692	1.4	155,670	31,632	4.9	117	81	1.4	16,097	7,988	2.0	0	193	0.0
358	Pabna RWH	Sirajganj Sadar	40,100	26,935	1.5	37,530	24,054	1.6	16	36	0.4	7,550	3,726	2.0	9	90	0.1
359	Pabna RWH	Sujanagar	43,700	15,003	2.9	100,080	15,716	6.4	27	16	1.7	5,522	2,955	1.9	10	51	0.2
360	Pabna RWH	Tarash	18,100	9,952	1.8	49,965	17,385	2.9	101	30	3.4	1,618	851	1.9	0	45	0.0
361	Pabna RWH	Ullah Para	66,600	43,727	1.5	168,450	44,870	3.8	95	103	0.9	9,500	4,275	2.2	0	52	0.0
362	Patuakhali RWH	Amtali	20,100	11,421	1.8	30,990	18,864	1.6	66	15	4.4	3,364	1,804	1.9	0	121	0.0
363	Patuakhali RWH	Bakerganj	35,016	16,876	2.1	29,460	15,027	2.0	56	24	2.3	3,982	1,987	2.0	0	82	0.0
364	Patuakhali RWH	Bamna	7,400	2,859	2.6	14,250	4,522	3.2	65	16	4.1	469	214	2.2	0	46	0.0
365	Patuakhali RWH	Barguna Sadar	22,900	9,641	2.4	30,990	14,708	2.1	120	36	3.3	7,150	3,684	1.9	0	101	0.0
366	Patuakhali RWH	Bauphal	21,180	10,668	2.0	36,870	17,130	2.2	130	38	3.4	4,750	2,248	2.1	0	47	0.0
367	Patuakhali RWH	Betagi	7,000	4,385	1.6	11,550	5,233	2.2	20	9	2.2	1,463	647	2.3	0	20	0.0
368	Patuakhali RWH	Dashmina	6,500	3,145	2.1	11,025	5,264	2.1	0	13	0.0	1,577	818	1.9	0	41	0.0
369	Patuakhali RWH	Dumki	4,100	3,521	1.2	7,410	3,182	2.3	3	8	0.4	899	454	2.0	0	16	0.0
370	Patuakhali RWH	Galachipa	15,268	7,924	1.9	40,845	20,358	2.0	14	15	0.9	6,347	3,382	1.9	0	63	0.0
371	Patuakhali RWH	Kalapara	17,000	9,868	1.7	29,550	14,492	2.0	49	27	1.8	5,652	3,135	1.8	50	49	1.0
372	Patuakhali RWH	Mirzaganj	15,000	6,977	2.1	13,480	6,777	2.0	16	5	3.2	1,132	593	1.9	0	23	0.0
373	Patuakhali RWH	Nalchity	9,400	5,959	1.6	12,600	6,577	1.9	41	12	3.4	2,615	1,411	1.9	2	30	0.1
374	Patuakhali RWH	Patharghata	10,400	6,743	1.5	17,250	8,264	2.1	56	13	4.3	2,517	1,346	1.9	0	97	0.0
375	Patuakhali RWH	Patuakhali Sadar	22,994	13,538	1.7	19,758	14,142	1.4	80	75	1.1	6,000	3,391	1.8	0	73	0.0

SL	Warehouse Name	Upazila Name	Condom			Shukhi			IUD			Injectables			Implant		
			CBL	AMD	MOS	CBL	AMD	MOS	CBL	AMD	MOS	CBL	AMD	MOS	CBL	AMD	MOS
376	Rajshahi RWH	Bagatipara	35,600	14,295	2.5	18,975	7,066	2.7	18	5	3.6	1,128	384	2.9	0	29	0.0
377	Rajshahi RWH	Bagha	32,400	22,036	1.5	13,665	9,280	1.5	23	9	2.6	2,745	1,392	2.0	0	39	0.0
378	Rajshahi RWH	Baghmara	70,700	33,100	2.1	57,690	29,299	2.0	117	47	2.5	4,583	2,270	2.0	0	63	0.0
379	Rajshahi RWH	Baraigram	46,500	24,349	1.9	25,485	19,145	1.3	53	28	1.9	5,102	2,412	2.1	20	62	0.3
380	Rajshahi RWH	Bholahat	25,200	7,571	3.3	24,225	5,473	4.4	19	3	6.3	1,208	644	1.9	0	15	0.0
381	Rajshahi RWH	Boalia	28,800	33,386	0.9	20,940	10,924	1.9	140	57	2.5	5,360	2,931	1.8	0	78	0.0
382	Rajshahi RWH	Chapai Nababganj Sadar	86,400	36,308	2.4	29,520	19,711	1.5	100	34	2.9	6,220	3,714	1.7	0	46	0.0
383	Rajshahi RWH	Charghat	45,900	16,402	2.8	35,400	12,299	2.9	50	18	2.8	2,301	741	3.1	0	41	0.0
384	Rajshahi RWH	Durgapur	19,500	16,394	1.2	21,945	8,920	2.5	8	6	1.3	1,670	542	3.1	0	30	0.0
385	Rajshahi RWH	Godagari	60,900	33,301	1.8	29,775	18,034	1.7	54	17	3.2	7,711	3,167	2.4	0	38	0.0
386	Rajshahi RWH	Gomastapur	29,700	18,731	1.6	19,110	14,325	1.3	30	10	3.0	2,643	1,212	2.2	0	15	0.0
387	Rajshahi RWH	Gurudaspur	51,916	24,420	2.1	35,538	17,078	2.1	12	9	1.3	2,561	1,462	1.8	0	46	0.0
388	Rajshahi RWH	Lalpur	39,600	20,249	2.0	35,925	16,928	2.1	34	15	2.3	3,718	1,809	2.1	0	50	0.0
389	Rajshahi RWH	Mohanpur	33,000	13,477	2.4	33,390	11,475	2.9	17	4	4.3	3,907	1,923	2.0	0	50	0.0
390	Rajshahi RWH	Nachole	12,000	9,934	1.2	9,885	6,244	1.6	13	4	3.3	2,100	1,028	2.0	0	10	0.0
391	Rajshahi RWH	Natore Sadar	76,380	34,008	2.2	34,387	17,125	2.0	144	72	2.0	3,064	1,595	1.9	30	137	0.2
392	Rajshahi RWH	Paba	46,100	32,986	1.4	78,849	14,582	5.4	5	5	1.0	4,403	3,754	1.2	0	31	0.0
393	Rajshahi RWH	Puthia	38,380	15,259	2.5	25,185	12,162	2.1	18	12	1.5	2,176	1,167	1.9	0	30	0.0
394	Rajshahi RWH	Shibganj	61,200	27,447	2.2	56,760	22,867	2.5	60	21	2.9	7,596	2,482	3.1	0	15	0.0
395	Rajshahi RWH	Singra	53,564	26,774	2.0	47,186	23,822	2.0	67	24	2.8	4,782	2,135	2.2	5	105	0.0
396	Rajshahi RWH	Tanore	18,600	12,802	1.5	51,810	14,258	3.6	27	17	1.6	1,986	1,039	1.9	0	116	0.0
397	Rangamati RWH	Baghaichhari	30,000	7,716	3.9	17,235	5,376	3.2	24	7	3.4	1,396	371	3.8	5	21	0.2
398	Rangamati RWH	Barkal	2,200	4,281	0.5	7,515	3,148	2.4	46	4	11.5	992	391	2.5	15	14	1.1
399	Rangamati RWH	Belai Chhari	7,064	1,848	3.8	7,565	2,259	3.3	14	3	4.7	273	115	2.4	0	20	0.0
400	Rangamati RWH	Jurai Chhari	13,500	2,525	5.3	14,565	1,970	7.4	32	4	8.0	1,372	148	9.3	10	13	0.8

SL	Warehouse Name	Upazila Name	Condom			Shukhi			IUD			Injectables			Implant		
			CBL	AMD	MOS	CBL	AMD	MOS	CBL	AMD	MOS	CBL	AMD	MOS	CBL	AMD	MOS
401	Rangamati RWH	Kaptai	13,000	4,013	3.2	10,830	2,462	4.4	40	2	20.0	1,625	385	4.2	42	22	1.9
402	Rangamati RWH	Kawkhali (betbunia)	300	3,498	0.1	7,661	2,947	2.6	22	7	3.1	1,599	547	2.9	12	25	0.5
403	Rangamati RWH	Langadu	15,800	5,532	2.9	6,215	3,502	1.8	50	11	4.5	605	346	1.7	0	37	0.0
404	Rangamati RWH	Naniarchar	15,800	5,078	3.1	11,382	4,120	2.8	33	3	11.0	778	233	3.3	50	15	3.3
405	Rangamati RWH	Rajasthali	6,000	1,465	4.1	3,065	1,511	2.0	41	2	20.5	719	87	8.3	25	19	1.3
406	Rangamati RWH	Rangamati Sadar	21,400	9,149	2.3	14,880	5,777	2.6	33	32	1.0	1,123	692	1.6	0	45	0.0
407	Rangpur RWH	Aditmari	21,900	11,727	1.9	5,265	12,973	0.4	44	46	1.0	5,265	2,948	1.8	0	79	0.0
408	Rangpur RWH	Badarganj	23,600	11,803	2.0	33,120	21,459	1.5	83	34	2.4	5,000	2,827	1.8	0	53	0.0
409	Rangpur RWH	Bhurungamari	17,800	9,136	1.9	21,265	12,525	1.7	72	20	3.6	5,192	2,732	1.9	0	35	0.0
410	Rangpur RWH	Chilmari	11,000	5,825	1.9	11,710	9,135	1.3	26	13	2.0	2,437	1,044	2.3	0	53	0.0
411	Rangpur RWH	Dimla	14,500	6,107	2.4	19,275	18,853	1.0	18	17	1.1	4,425	2,287	1.9	102	82	1.2
412	Rangpur RWH	Domar	17,200	7,127	2.4	16,620	15,019	1.1	51	17	3.0	4,421	2,364	1.9	0	45	0.0
413	Rangpur RWH	Fulchhari	23,800	17,789	1.3	15,735	11,570	1.4	74	29	2.6	3,689	2,769	1.3	0	34	0.0
414	Rangpur RWH	Gaibandha Sadar	34,100	16,464	2.1	26,895	21,141	1.3	178	45	4.0	8,593	4,559	1.9	0	132	0.0
415	Rangpur RWH	Gangachara	69,412	9,717	7.1	59,070	18,013	3.3	76	23	3.3	7,620	4,222	1.8	0	60	0.0
416	Rangpur RWH	Gobindaganj	43,600	25,667	1.7	27,220	28,064	1.0	48	23	2.1	7,589	3,825	2.0	0	61	0.0
417	Rangpur RWH	Hatibandha	24,400	10,412	2.3	28,500	14,048	2.0	94	32	2.9	4,840	2,376	2.0	0	77	0.0
418	Rangpur RWH	Jaldhaka	28,700	13,502	2.1	31,515	21,157	1.5	71	35	2.0	6,822	3,760	1.8	0	115	0.0
419	Rangpur RWH	Kaliganj	12,600	5,838	2.2	31,740	14,136	2.2	52	25	2.1	3,553	1,692	2.1	0	62	0.0
420	Rangpur RWH	Kaunia	14,800	8,723	1.7	15,795	9,473	1.7	36	10	3.6	6,072	2,473	2.5	0	49	0.0
421	Rangpur RWH	Kishoreganj	14,200	4,940	2.9	12,440	14,781	0.8	58	22	2.6	2,850	1,484	1.9	2	102	0.0
422	Rangpur RWH	Kurigram Sadar	15,900	8,087	2.0	25,050	12,463	2.0	83	22	3.8	6,435	3,130	2.1	0	44	0.0
423	Rangpur RWH	Lalmonirhat Sadar	16,900	9,923	1.7	16,060	10,656	1.5	30	12	2.5	5,425	3,527	1.5	0	70	0.0
424	Rangpur RWH	Mitha Pukur	21,800	13,015	1.7	17,700	15,899	1.1	50	15	3.3	6,400	3,769	1.7	0	115	0.0
425	Rangpur RWH	Nageshwari	15,700	8,326	1.9	32,190	15,562	2.1	90	25	3.6	4,721	3,657	1.3	0	43	0.0

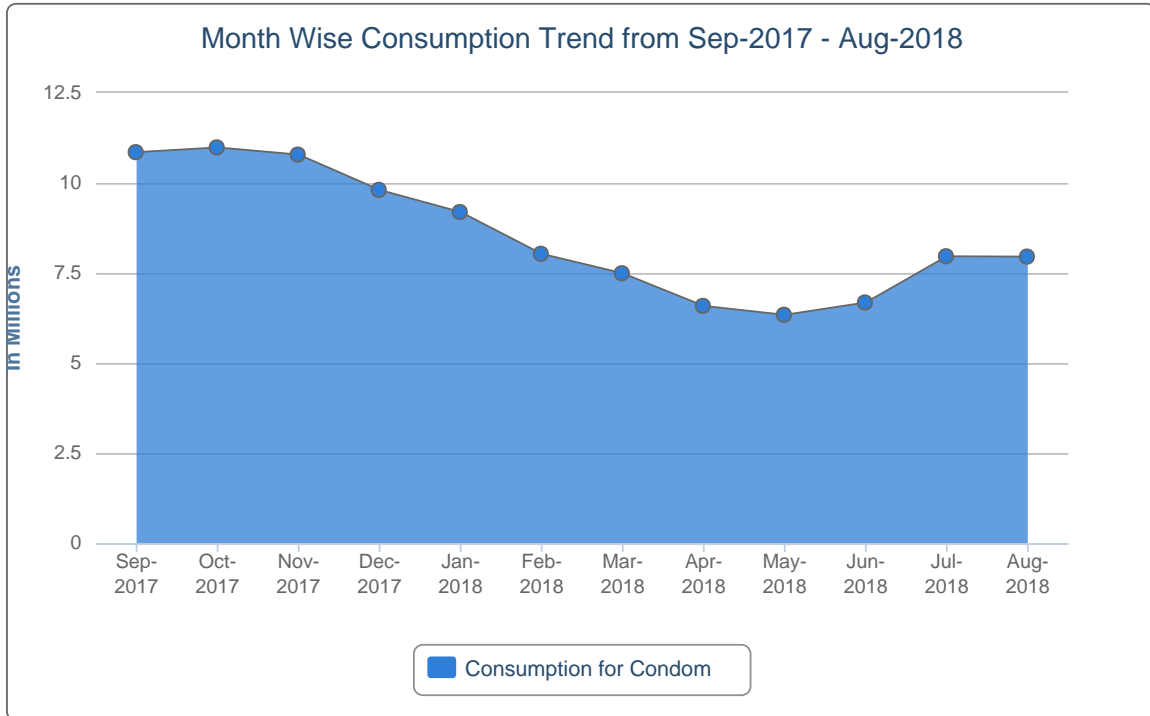
SL	Warehouse Name	Upazila Name	Condom			Shukhi			IUD			Injectables			Implant		
			CBL	AMD	MOS	CBL	AMD	MOS	CBL	AMD	MOS	CBL	AMD	MOS	CBL	AMD	MOS
426	Rangpur RWH	Nilphamari Sadar	22,500	13,181	1.7	20,745	27,909	0.7	87	48	1.8	6,816	4,051	1.7	0	47	0.0
427	Rangpur RWH	Palashbari	13,032	6,235	2.1	11,520	10,184	1.1	32	10	3.2	3,897	2,389	1.6	0	57	0.0
428	Rangpur RWH	Patgram	6,900	5,915	1.2	20,220	13,833	1.5	7	12	0.6	2,734	1,714	1.6	44	31	1.4
429	Rangpur RWH	Phulbari	9,200	5,222	1.8	12,975	11,223	1.2	57	38	1.5	4,981	2,951	1.7	0	49	0.0
430	Rangpur RWH	Pirgachha	25,000	15,638	1.6	15,425	16,361	0.9	105	62	1.7	6,025	3,498	1.7	0	80	0.0
431	Rangpur RWH	Pirganj	37,000	17,392	2.1	17,520	21,821	0.8	50	54	0.9	5,400	2,640	2.0	0	94	0.0
432	Rangpur RWH	Rajarhat	16,400	9,762	1.7	18,045	11,822	1.5	68	27	2.5	4,888	3,027	1.6	0	41	0.0
433	Rangpur RWH	Rangpur Sadar	54,300	19,233	2.8	67,300	23,906	2.8	153	73	2.1	9,700	5,364	1.8	0	176	0.0
434	Rangpur RWH	Sadullapur	25,800	18,012	1.4	7,865	18,335	0.4	21	34	0.6	8,089	4,435	1.8	0	73	0.0
435	Rangpur RWH	Saghata	14,200	8,224	1.7	6,930	12,366	0.6	16	23	0.7	2,880	1,401	2.1	0	33	0.0
436	Rangpur RWH	Saidpur	22,100	11,452	1.9	12,960	9,170	1.4	51	23	2.2	2,804	1,743	1.6	0	52	0.0
437	Rangpur RWH	Sundarganj	46,500	30,637	1.5	32,546	30,520	1.1	182	109	1.7	13,981	7,451	1.9	0	198	0.0
438	Rangpur RWH	Taraganj	9,900	4,941	2.0	14,170	7,993	1.8	40	10	4.0	2,729	1,188	2.3	0	73	0.0
439	Rangpur RWH	Ulipur	19,800	10,826	1.8	42,435	19,235	2.2	106	34	3.1	7,335	4,031	1.8	0	76	0.0
440	Sylhet RWH	Ajmiriganj	12,600	2,864	4.4	14,785	5,182	2.9	4	5	0.8	530	265	2.0	0	38	0.0
441	Sylhet RWH	Bahubal	17,416	3,185	5.5	19,047	4,394	4.3	0	9	0.0	236	408	0.6	0	32	0.0
442	Sylhet RWH	Balaganj	29,000	10,067	2.9	27,060	13,938	1.9	36	19	1.9	2,452	2,005	1.2	1	64	0.0
443	Sylhet RWH	Baniachong	20,975	7,410	2.8	30,400	12,427	2.4	26	10	2.6	2,134	798	2.7	26	46	0.6
444	Sylhet RWH	Barlekha	20,140	4,653	4.3	21,240	6,787	3.1	54	9	6.0	1,795	536	3.3	0	48	0.0
445	Sylhet RWH	Beani Bazar	13,876	7,422	1.9	20,253	6,475	3.1	33	13	2.5	1,089	555	2.0	5	55	0.1
446	Sylhet RWH	Bishwambarpur	17,600	5,745	3.1	16,940	6,791	2.5	10	6	1.7	949	477	2.0	2	23	0.1
447	Sylhet RWH	Bishwanath	16,700	5,853	2.9	14,429	3,734	3.9	30	16	1.9	861	439	2.0	2	42	0.0
448	Sylhet RWH	Chhatak	27,200	9,321	2.9	18,260	8,053	2.3	85	18	4.7	1,569	552	2.8	56	32	1.8
449	Sylhet RWH	Chunarughat	15,200	6,552	2.3	2,820	13,095	0.2	5	7	0.7	1,046	1,126	0.9	10	31	0.3
450	Sylhet RWH	Companiganj	2,200	8,194	0.3	18,165	8,049	2.3	9	5	1.8	1,365	1,424	1.0	1	51	0.0

SL	Warehouse Name	Upazila Name	Condom			Shukhi			IUD			Injectables			Implant		
			CBL	AMD	MOS	CBL	AMD	MOS	CBL	AMD	MOS	CBL	AMD	MOS	CBL	AMD	MOS
451	Sylhet RWH	Dakshin Sunamganj	14,900	6,712	2.2	18,735	7,796	2.4	1	10	0.1	1,318	695	1.9	0	39	0.0
452	Sylhet RWH	Dakshin Surma	38,000	13,604	2.8	32,715	14,430	2.3	15	9	1.7	1,727	1,430	1.2	10	31	0.3
453	Sylhet RWH	Derai	10,800	10,974	1.0	26,772	11,931	2.2	30	20	1.5	1,992	1,019	2.0	0	39	0.0
454	Sylhet RWH	Dowarabazar	12,300	5,404	2.3	25,909	12,126	2.1	10	4	2.5	2,013	979	2.1	2	50	0.0
455	Sylhet RWH	Fenchuganj	10,600	6,012	1.8	11,535	3,466	3.3	25	13	1.9	767	319	2.4	0	17	0.0
456	Sylhet RWH	Golapganj	3,100	10,430	0.3	14,400	5,883	2.4	1	13	0.1	698	612	1.1	0	64	0.0
457	Sylhet RWH	Gowainghat	13,100	10,611	1.2	25,920	10,116	2.6	35	15	2.3	3,988	2,843	1.4	2	37	0.1
458	Sylhet RWH	Habiganj Sadar	28,406	10,579	2.7	26,910	14,344	1.9	1	54	0.0	3,359	1,674	2.0	0	39	0.0
459	Sylhet RWH	Jagannathpur	22,000	8,440	2.6	17,265	7,256	2.4	45	15	3.0	1,167	463	2.5	13	40	0.3
460	Sylhet RWH	Jaintiapur	16,800	7,685	2.2	15,210	7,844	1.9	20	16	1.3	3,048	2,344	1.3	20	33	0.6
461	Sylhet RWH	Jamalganj	16,500	8,564	1.9	19,830	10,720	1.8	37	7	5.3	2,109	1,329	1.6	0	24	0.0
462	Sylhet RWH	Juri	10,900	5,163	2.1	16,080	5,536	2.9	54	18	3.0	1,025	452	2.3	0	46	0.0
463	Sylhet RWH	Kamalganj	8,400	14,381	0.6	37,185	15,592	2.4	2	31	0.1	1,135	1,064	1.1	5	46	0.1
464	Sylhet RWH	Kanaighat	18,432	9,127	2.0	23,355	13,371	1.7	32	16	2.0	3,878	2,309	1.7	5	41	0.1
465	Sylhet RWH	Kulaura	16,100	7,266	2.2	27,500	10,856	2.5	19	4	4.8	2,670	2,437	1.1	0	43	0.0
466	Sylhet RWH	Lakhai	11,500	4,044	2.8	2,475	5,805	0.4	24	3	8.0	233	359	0.6	13	15	0.9
467	Sylhet RWH	Madhabpur	18,200	10,211	1.8	42,450	16,993	2.5	5	5	1.0	1,440	828	1.7	5	39	0.1
468	Sylhet RWH	Maulvibazar Sadar	54,400	9,595	5.7	21,785	10,335	2.1	39	50	0.8	1,440	1,042	1.4	10	43	0.2
469	Sylhet RWH	Nabiganj	22,400	5,019	4.5	31,530	10,507	3.0	30	9	3.3	1,400	548	2.6	10	30	0.3
470	Sylhet RWH	Rajnagar	6,900	6,548	1.1	16,545	9,538	1.7	0	11	0.0	1,488	1,351	1.1	0	39	0.0
471	Sylhet RWH	Sreemangal	15,600	9,143	1.7	25,395	11,964	2.1	3	15	0.2	2,230	1,403	1.6	0	110	0.0
472	Sylhet RWH	Sulla	18,600	6,058	3.1	16,065	4,666	3.4	11	2	5.5	729	347	2.1	40	23	1.7
473	Sylhet RWH	Sunamganj Sadar	31,492	13,175	2.4	20,355	8,998	2.3	46	18	2.6	2,703	1,269	2.1	0	61	0.0
474	Sylhet RWH	Sylhet Sadar	17,500	24,392	0.7	61,660	36,438	1.7	179	94	1.9	784	10,226	0.1	1	206	0.0
475	Sylhet RWH	Tahirpur	15,344	10,601	1.4	22,319	9,473	2.4	7	7	1.0	1,300	664	2.0	0	56	0.0

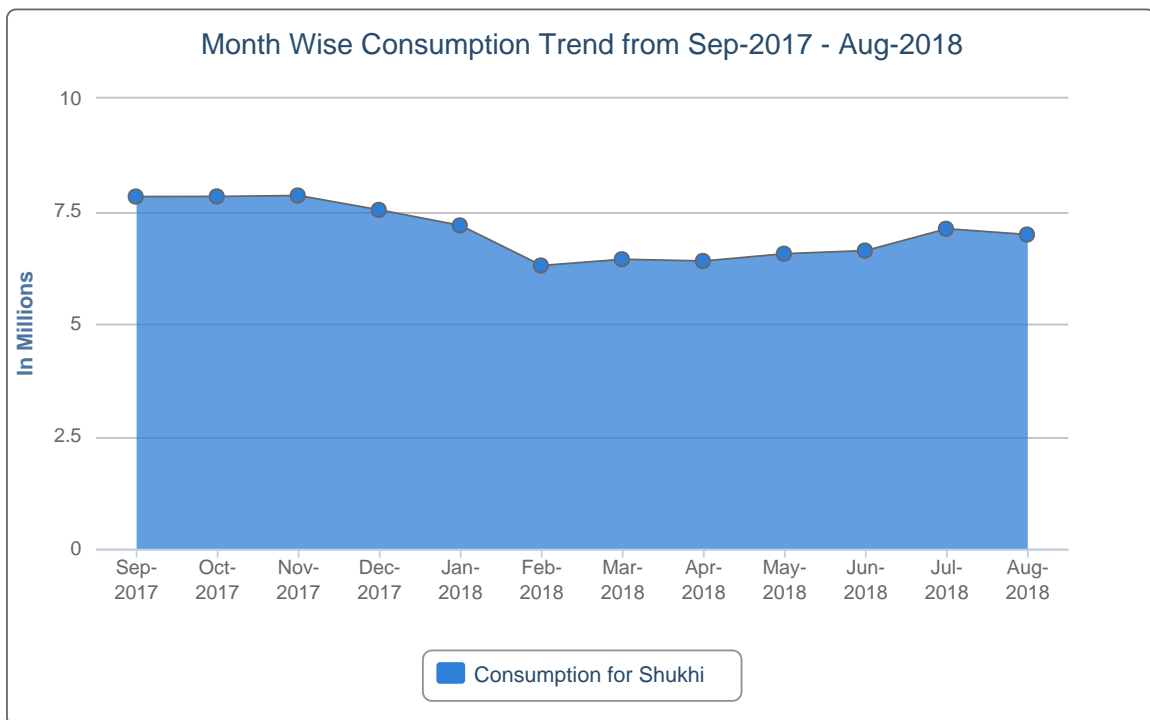
SL	Warehouse Name	Upazila Name	Condom			Shukhi			IUD			Injectables			Implant		
			CBL	AMD	MOS	CBL	AMD	MOS	CBL	AMD	MOS	CBL	AMD	MOS	CBL	AMD	MOS
476	Sylhet RWH	Zakiganj	6,760	13,166	0.5	25,131	13,001	1.9	0	10	0.0	2,036	1,494	1.4	0	67	0.0
477	Tangail RWH	Basail	15,900	8,445	1.9	161,407	16,103	10.0	30	18	1.7	5,818	1,394	4.2	0	73	0.0
478	Tangail RWH	Bhuapur	36,600	17,817	2.1	41,148	22,283	1.8	100	28	3.6	3,791	1,878	2.0	144	43	3.3
479	Tangail RWH	Chauhali	18,605	9,928	1.9	43,848	7,890	5.6	130	16	8.1	12,717	1,072	11.9	0	32	0.0
480	Tangail RWH	Delduar	6,300	11,879	0.5	140,667	19,709	7.1	120	25	4.8	11,460	1,177	9.7	0	37	0.0
481	Tangail RWH	Ghatail	28,200	20,639	1.4	160,350	38,050	4.2	155	28	5.5	8,470	3,771	2.2	0	88	0.0
482	Tangail RWH	Gopalpur	31,900	20,330	1.6	60,330	14,860	4.1	56	29	1.9	3,901	1,830	2.1	0	60	0.0
483	Tangail RWH	Kalihati	300	22,176	0.0	203,100	32,364	6.3	200	61	3.3	11,000	6,304	1.7	0	77	0.0
484	Tangail RWH	Madhupur	21,000	19,432	1.1	172,455	26,351	6.5	152	29	5.2	3,987	3,043	1.3	0	77	0.0
485	Tangail RWH	Mirzapur	200	19,155	0.0	56,730	27,108	2.1	29	43	0.7	3,775	1,148	3.3	0	55	0.0
486	Tangail RWH	Nagarpur	10,400	18,412	0.6	52,665	24,229	2.2	67	43	1.6	4,608	2,423	1.9	0	115	0.0
487	Tangail RWH	Sakhipur	14,200	15,817	0.9	65,100	24,617	2.6	43	20	2.2	6,107	1,076	5.7	0	42	0.0
488	Tangail RWH	Tangail Sadar	36,300	23,797	1.5	185,745	24,715	7.5	89	40	2.2	11,218	2,888	3.9	0	115	0.0

7. Month-wise Consumption Trend

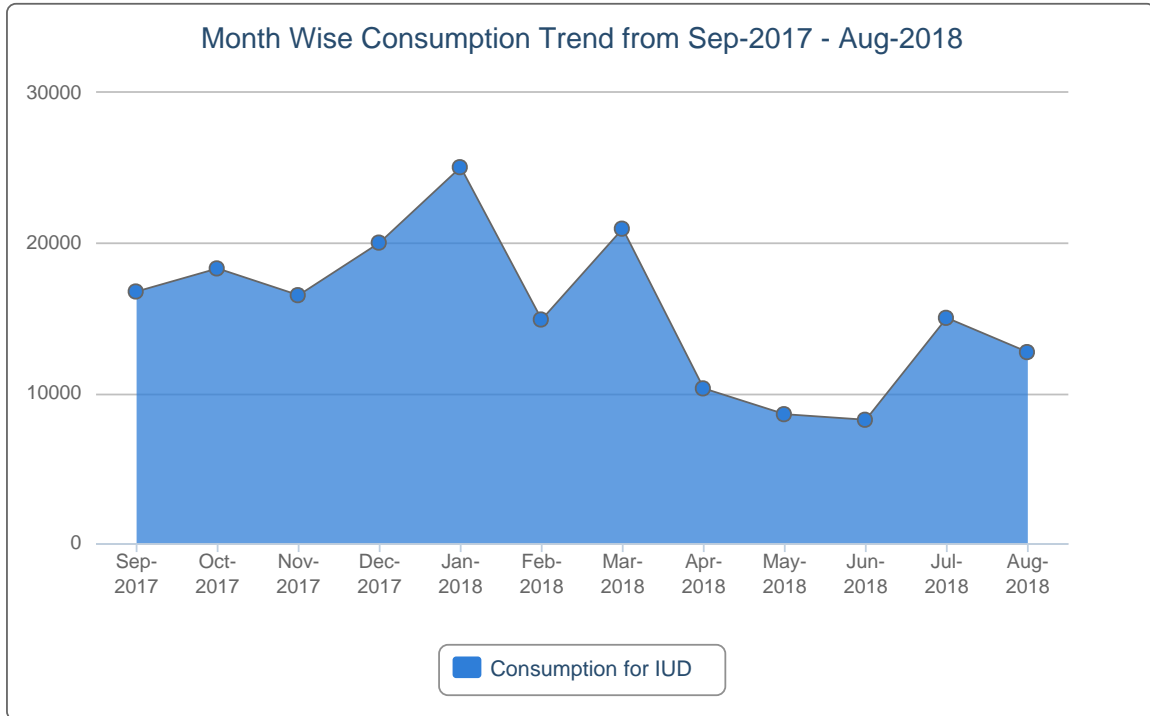
7(a).



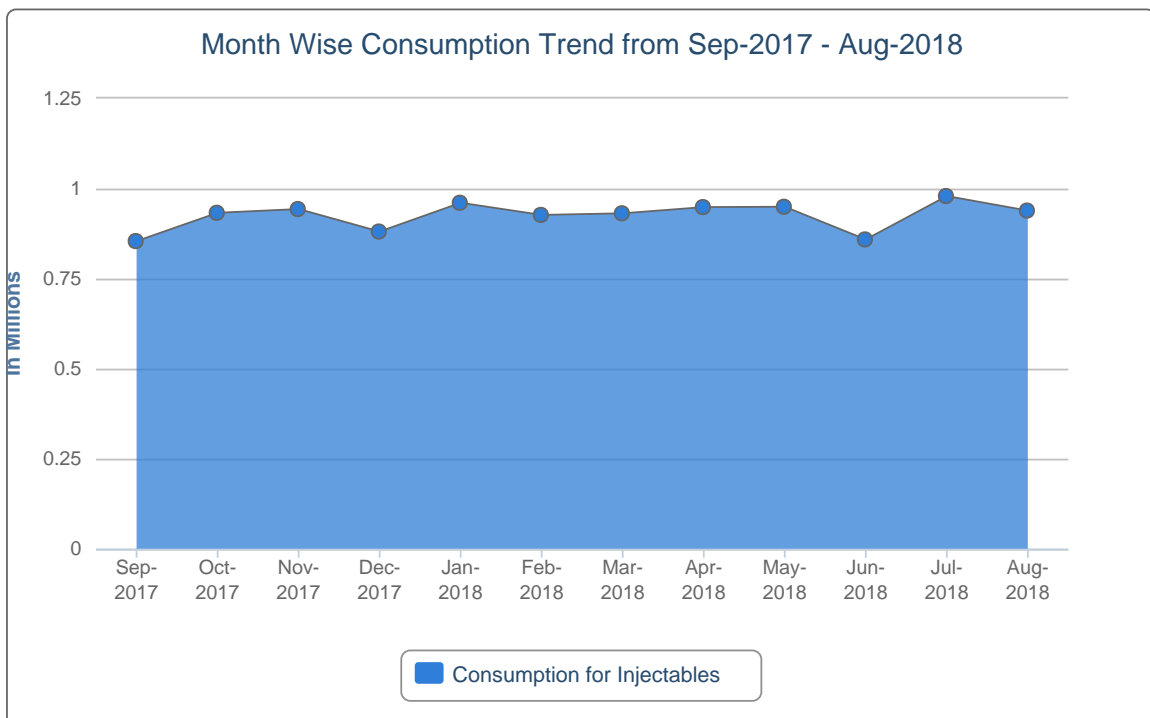
7(b).



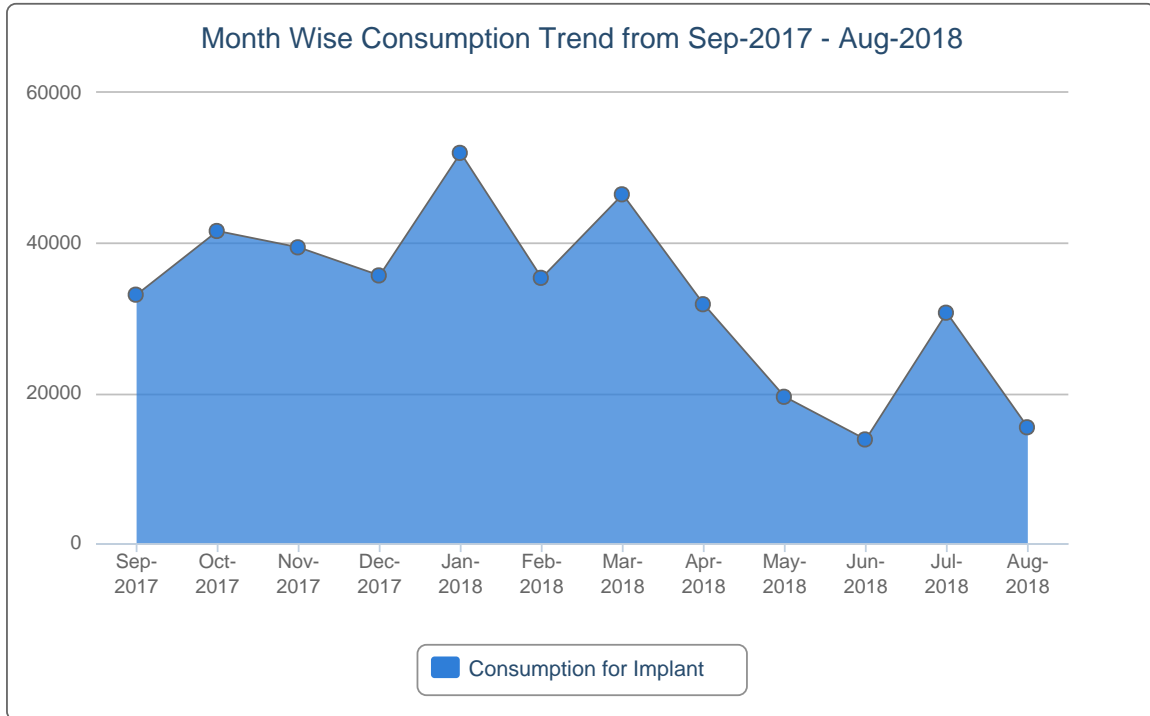
7(c).



7(d).



7(e).



8. Report on Upazila and Warehouse Having Stock Out in last month

SL	Products Name	No of Stockout WH	% of Stockout WH	No of Stockout Upazila Store	% of Stockout Upazila Store	No of Stockout Upazila Field	% of Stockout Upazila Field
1	Condom	0	0%	2	0%	0	0%
2	Shukhi	0	0%	1	0%	0	0%
3	IUD	0	0%	9	2%	0	0%
4	Injectables	0	0%	0	0%	0	0%
5	Implant (Total)	10	48%	-	-	82	17%

List of Stock Out Warehouses

SL	Commodity	Warehouse	Phone
1	Implant (Total)	Jalalpur RWH	0981-63107
2	Implant (Total)	Pabna RWH	0731-66305
3	Implant (Total)	Bandarban RWH	036162451
4	Implant (Total)	Khulna RWH	041 760410
5	Implant (Total)	Cumilla RWH	081-65203
6	Implant (Total)	Mymensingh RWH	091-66730
7	Implant (Total)	Patuakhali RWH	044162134
8	Implant (Total)	Bhola RWH	0491-62954
9	Implant (Total)	Chattogram RWH	031723935
10	Implant (Total)	Rangpur RWH	0521-64911

List of StockOut Upazilas

SL	Commodity	Warehouse	District	Upazila	Phone
1	Condom	Cumilla RWH	Cumilla	Manoharganj, Cumilla	01951548787
2	Condom	Dhaka CWH	Manikganj	Singair, Manikganj	01732562622
3	Shukhi	Cumilla RWH	Cumilla	Manoharganj, Cumilla	01951548787
4	IUD	Cumilla RWH	Cumilla	Cumilla Adarsha Sadar , Cumilla	01712266971
5	IUD	Faridpur RWH	Gopalganj	Muksudpur, Gopalganj	01716107298
6	IUD	Mymensingh RWH	Mymensingh	Bhaluka, Mymensingh	01711076553
7	IUD	Mymensingh RWH	Netrokona	Kalmakanda, Netrokona	01737986012
8	IUD	Mymensingh RWH	Sunamganj	Dharampasha, Sunamganj	01716359782
9	IUD	Patuakhali RWH	Patuakhali	Dashmina, Patuakhali	01727802566
10	IUD	Sylhet RWH	Habiganj	Bahubal, Habiganj	01816593922
11	IUD	Sylhet RWH	Maulvibazar	Rajnagar, Maulvibazar	01715396352
12	IUD	Sylhet RWH	Sylhet	Zakiganj, Sylhet	01711966855
13	Implant (Total)	Bandarban RWH	Bandarban	Rowangchhari, Bandarban	01558677516

14	Implant (Total)	Bogura RWH	Bogura	Dhumat, Bogura	01712165945
15	Implant (Total)	Bogura RWH	Bogura	Gabtali, Bogura	01716214846
16	Implant (Total)	Bogura RWH	Bogura	Sariakandi, Bogura	01712853804
17	Implant (Total)	Bogura RWH	Bogura	Shajahanpur, Bogura	01746324179
18	Implant (Total)	Chattogram RWH	Cox's Bazar	Chakaria, Cox's Bazar	01819724280
19	Implant (Total)	Chattogram RWH	Khagrachhari	Panchhari, Khagrachhari	01552548569
20	Implant (Total)	Dhaka CWH	Manikganj	Shibalaya, Manikganj	01745653791
21	Implant (Total)	Dhaka CWH	Narayanganj	Araihazar, Narayanganj	01712056717
22	Implant (Total)	Dhaka CWH	Narayanganj	Bandar, Narayanganj	01711029950
23	Implant (Total)	Dhaka CWH	Narayanganj	Sonargaon, Narayanganj	01913788698
24	Implant (Total)	Dinajpur RWH	Dinajpur	Chirirbandar, Dinajpur	01712089571
25	Implant (Total)	Dinajpur RWH	Dinajpur	Kaharole, Dinajpur	01716491477
26	Implant (Total)	Dinajpur RWH	Dinajpur	Khansama, Dinajpur	01714966744
27	Implant (Total)	Dinajpur RWH	Dinajpur	Nawabganj, Dinajpur	01717323307
28	Implant (Total)	Dinajpur RWH	Panchagarh	Boda, Panchagarh	01716408531
29	Implant (Total)	Dinajpur RWH	Panchagarh	Debiganj, Panchagarh	01716528503
30	Implant (Total)	Faridpur RWH	Barishal	Banari Para, Barishal	01924572131
31	Implant (Total)	Faridpur RWH	Barishal	Wazirpur, Barishal	01711115202
32	Implant (Total)	Faridpur RWH	Faridpur	Madhukhali, Faridpur	01716319847
33	Implant (Total)	Faridpur RWH	Madaripur	Kalkini, Madaripur	01711365739
34	Implant (Total)	Faridpur RWH	Rajbari	Goalanda, Rajbari	01711805728
35	Implant (Total)	Faridpur RWH	Rajbari	Pangsha, Rajbari	01716775516
36	Implant (Total)	Faridpur RWH	Rajbari	Rajbari Sadar, Rajbari	01778728252
37	Implant (Total)	Faridpur RWH	Shariatpur	Bhedarganj, Shariatpur	01711282566
38	Implant (Total)	Jamalpur RWH	Jamalpur	Dewanganj, Jamalpur	01711020392
39	Implant (Total)	Jamalpur RWH	Jamalpur	Islampur, Jamalpur	01717036300
40	Implant (Total)	Jamalpur RWH	Jamalpur	Jamalpur Sadar, Jamalpur	01711730338
41	Implant (Total)	Jamalpur RWH	Jamalpur	Madarganj, Jamalpur	01712585916
42	Implant (Total)	Jamalpur RWH	Jamalpur	Melandaha, Jamalpur	01713413328
43	Implant (Total)	Jamalpur RWH	Sherpur	Nalitabari, Sherpur	01715868694
44	Implant (Total)	Jashore RWH	Jashore	Abhaynagar, Jashore	01711260121
45	Implant (Total)	Jashore RWH	Jashore	Bagher Para, Jashore	01711272110
46	Implant (Total)	Jashore RWH	Magura	Magura Sadar, Magura	01822888183
47	Implant (Total)	Jashore RWH	Magura	Mohammadpur, Magura	01715066607
48	Implant (Total)	Jashore RWH	Magura	Shalikka, Magura	01728818606
49	Implant (Total)	Jashore RWH	Narail	Narail Sadar, Narail	01715143506
50	Implant (Total)	Khulna RWH	Bagerhat	Mollahat, Bagerhat	01717003248
51	Implant (Total)	Khulna RWH	Bagerhat	Rampal, Bagerhat	01711472452
52	Implant (Total)	Khulna RWH	Bagerhat	Sarankhola, Bagerhat	01711781678
53	Implant (Total)	Khulna RWH	Khulna	Dacope, Khulna	01718846186
54	Implant (Total)	Khulna RWH	Khulna	Dumuria, Khulna	01718846186

55	Implant (Total)	Khulna RWH	Khulna	Koyra, Khulna	01716776883
56	Implant (Total)	Khulna RWH	Khulna	Paikgachha, Khulna	01711970942
57	Implant (Total)	Khulna RWH	Khulna	Phultala, Khulna	01711308573
58	Implant (Total)	Khulna RWH	Khulna	Terokhada, Khulna	01791153233
59	Implant (Total)	Kushtia RWH	Chuadanga	Alamdanga, Chuadanga	01711479199
60	Implant (Total)	Kushtia RWH	Chuadanga	Damurhuda, Chuadanga	01915774107
61	Implant (Total)	Mymensingh RWH	Kishoregonj	Bhairab, Kishoregonj	01717564107
62	Implant (Total)	Mymensingh RWH	Kishoregonj	Hossainpur, Kishoregonj	01711447382
63	Implant (Total)	Mymensingh RWH	Kishoregonj	Itna, Kishoregonj	01712736115
64	Implant (Total)	Mymensingh RWH	Mymensingh	Gauripur, Mymensingh	01715922396
65	Implant (Total)	Mymensingh RWH	Netrokona	Mohanganj, Netrakona	01720194369
66	Implant (Total)	Mymensingh RWH	Sunamganj	Dharampasha, Sunamganj	01716359782
67	Implant (Total)	Noakhali RWH	Noakhali	Chatkhil, Noakhali	01714369901
68	Implant (Total)	Patuakhali RWH	Barguna	Amtali, Barguna	01716874547
69	Implant (Total)	Patuakhali RWH	Barguna	Bamna, Barguna	01716874547
70	Implant (Total)	Patuakhali RWH	Barguna	Barguna Sadar, Barguna	01716874547
71	Implant (Total)	Patuakhali RWH	Barguna	Patharghata, Barguna	01715380005
72	Implant (Total)	Rajshahi RWH	Rajshahi	Baghmara, Rajshahi	01718843125
73	Implant (Total)	Rangamati RWH	Rangamati	Langadu, Rangamati	01517267757
74	Implant (Total)	Rangpur RWH	Gaibandha	Gaibandha Sadar, Gaibandha	01723105847
75	Implant (Total)	Rangpur RWH	Gaibandha	Gobindaganj, Gaibandha	01712470308
76	Implant (Total)	Rangpur RWH	Gaibandha	Sadullapur, Gaibandha	01713712587
77	Implant (Total)	Rangpur RWH	Kurigram	Kurigram Sadar, Kurigram	01714004225
78	Implant (Total)	Rangpur RWH	Kurigram	Phulbari, Kurigram	01716884332
79	Implant (Total)	Rangpur RWH	Kurigram	Rajarhat, Kurigram	01715123095
80	Implant (Total)	Rangpur RWH	Lalmonirhat	Aditmari, Lalmonirhat	01712205978
81	Implant (Total)	Rangpur RWH	Lalmonirhat	Hatibandha, Lalmonirhat	01712205978
82	Implant (Total)	Rangpur RWH	Lalmonirhat	Lalmonirhat Sadar, Lalmonirhat	01712846958
83	Implant (Total)	Rangpur RWH	Rangpur	Gangachara, Rangpur	01716457825
84	Implant (Total)	Rangpur RWH	Rangpur	Mitha Pukur, Rangpur	01718280802
85	Implant (Total)	Rangpur RWH	Rangpur	Pirgachha, Rangpur	01712758566
86	Implant (Total)	Rangpur RWH	Rangpur	Pirganj, Rangpur	01718324808
87	Implant (Total)	Sylhet RWH	Habiganj	Ajmiriganj, Habiganj	01716810270
88	Implant (Total)	Sylhet RWH	Habiganj	Bahubal, Habiganj	01816593922
89	Implant (Total)	Sylhet RWH	Maulvibazar	Barlekha, Maulvibazar	01712247825

90	Implant (Total)	Sylhet RWH	Maulvibazar	Juri, Maulvibazar	01715389142
91	Implant (Total)	Sylhet RWH	Maulvibazar	Kulaura, Maulvibazar	01754664346
92	Implant (Total)	Sylhet RWH	Maulvibazar	Sreemangal, Maulvibazar	01712172639
93	Implant (Total)	Sylhet RWH	Sylhet	Zakiganj, Sylhet	01711966855
94	Implant (Total)	Tangail RWH	Tangail	Basail, Tangail	01715870979



This report is generated with the financial support of USAID and the technical assistance from Systems for Improved Access to Pharmaceuticals and Services (SIAPS), implemented by Management Sciences for Health-MSH.

If you need more information, please visit at <https://www.scmpbd.org>