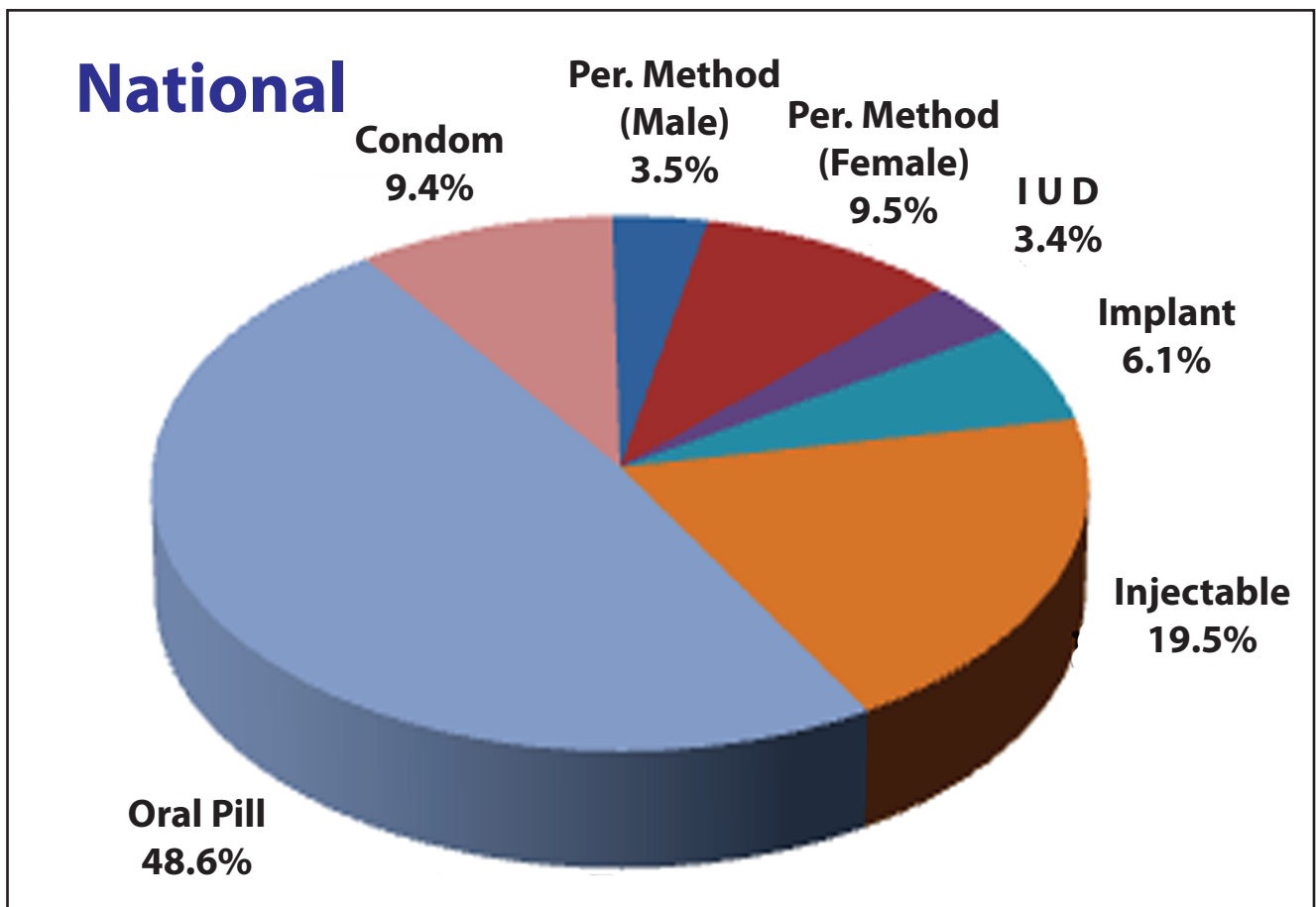


ছেলে বোক, মেয়ে বোক
দু'টি সন্তানই যথেষ্ট

MONTHLY REPORT ON FAMILY PLANNING, MATERNAL & CHILD HEALTH, REPRODUCTIVE HEALTH AND NUTRITION SERVICES May 2021

Method-Mix for the month of May2021



Preface

I am very much delighted to publish the monthly report of May/2021 of Management Information System (MIS) of Directorate General of Family Planning (DGFP). This monthly report displays our continuous effort to preserve quality data which can be used as a major tool kit for better management and evidence based decision making. The report consists of several information on demographic data associated with family planning, maternal & child health, reproductive health and nutrition services across the country. The report is a regular monthly issue designed to incorporate monthly service statistical progress at district and upazila level.

MIS Unit of Directorate General of Family Planning consists of three sub systems namely Service Statistics (SS), Logistic Management Information System (LMIS) and Human Resource Information System (HRIS). In the year 2011, MIS Unit has developed web-based software to collect, collate and compile service statistics from field level. Online reporting is already an established system at upazila level and we have a plan to scale up e-MIS report at all administrative tiers across the country under 4th sector program.

It is important to mention that this monthly report provides mainly service statistics information received from field workers, service delivery points and NGOs. Generally, the objectives of MIS are to develop and strengthen reliable information management system. We are hopeful that this report will help the users at all levels to compare and analyze the latest information on family planning, maternal, child and adolescent health.

Finally, I convey my sincere thanks to the personnel of MIS Unit who have made diligent effort to prepare this report in time. I cordially request all the users of this monthly report to provide their valuable suggestions and feedback (if any) through the e-mail address (dirmis@dgfp.gov.bd) for its further improvement.

Khan Md. Rezaul Karim
Joint Secretary, MEFWD

And

Director (MIS) & Line Director
Directorate General of Family Planning

Table of Contents

<u>Sl. No</u>	<u>Contents</u>	<u>Page #</u>
1.	At a glance of FP Performance for the month of April 2021 and May 2021.....	02
2.	At a glance of the MCH and Reproductive Health Services for the month April.'21 and May.'21...	03
3.	At a glance of the Nutrition services for the month of April 2021 and May 2021.....	04
4.	Introduction	05
5.	Family Planning Performance (CAR Related)	05
6.	MCH Performance	05
7.	Nutrition Programs of the Directorate General of Family Planning	06
8.	Highlights May 2021.....	06
9.	Table Analysis	07
10.	Remarks	09
11.	Clarification about some information	09
12.	Highest and Lowest Performing districts in clinical methods	10
13.	National Projection, Performance and Achievement Rate of Contraceptive Methods	11
14.	List of Division according to descending order of Achievement Rate against their projections of Clinical Methods for the period July 2020 to May 2021.....	11
15.	List of 3(three) districts achieved the highest Achievement Rate of Clinical Methods against their Projections for the period July 2020 to May 2021.....	11
16.	List of 3(three) districts achieved the lowest Achievement Rate of Clinical Methods against their Projections for the period July'20 to May'21	11
17.	Comparative Statement of contraceptives performance for the period between July19 to May 20 and July20 to May 21.....	12
18.	Performance & Distribution of Contraceptives by Method for the month of April l21 to May21	12
19.	Contribution of Government, NGOs and Multisectors in respect of Contraceptive Performance during May 2021.....	12
21.	Division wise and NGOs and Multisectors wise Contraceptive Performance for the month of May	13
21.	District wise Projection, Performance and Achievement Rate of Permanent and Long Acting Methods	17
22.	District wise Projection, Performance and Achievement Rate of Short Acting Methods	19
23.	Method wise Users (Normal & Postpartum as Old, New, Dropout, Postpartum Expire)and CAR by District at the end of May 2021.....	21
24.	Number of New and Total Acceptors up to the end of April 2021 and May 2021.....	33
25.	CAR (%) by Division up to the end of April 2021 and May 2021.....	33
26.	District by Range of CAR up to the end of May 2021.....	34
27.	District by Range of CAR up to the end of May 2021.....	34
28.	List of Upaziala achieved CAR >70% up to the end of May 2021.....	35
29.	List of Upaziala achieved CAR 60-70% up to the end of May 2021.....	38
30.	Method wise numbers of Dropout and Switch Over by Division up to the end of April'21 and May'21	39
31.	Contraceptive acceptors and acceptance Rate by Division up to the end of April'21 and May'21....	39
32.	Status of Contraceptive Method-Mix based on CAR at the end of the month of May 2021.	39
33.	Pie-Chart of Method-Mix for the month of May 2021.....	40
34.	Performance by type of MCH services for the month of April'21 and May'21	41
35.	Performance by type of Nutrition services for the month of April'21 and May'21.....	42
36.	Summary of the Couples and Acceptors by Month since May 2021...	43
37.	Performance of RH-EOC of MCWCs, MCHTI & MFSTC for the month of May 2021.....	45
38.	City Corporation wise Contraceptive Acceptors and Acceptance Rate(CAR) (Partial) at the end of the month of May 2021	47

At a glance of the FP Performance for the Month of April 2021 and May 2021

Indicators	April	May
Numbers of Total Eligible Couple (Including Part of the city Corporation)	27686135	27735153
Numbers of Total Acceptors (Including Part of the city Corporation)	21750036	21793365
CAR(%) (Contraceptive Acceptance Rate)	78.56	78.58
Method specific acceptors (Cumulative) :		
Permanent Method (Male) Postpartum	4369	3565
Permanent Method (Male)	742960	741628
Permanent Method (Female) Postpartum	81476	82616
Permanent Method (Female)	2078559	2085106
Permanent Method (Total)	2821519	2826734
IUD (Postpartum Users)	31151	31563
IUD (Total Users)	735750	736484
Implant (Postpartum Users)	83584	83671
Implant (Total Users)	1398327	1399676
Injectable (Postpartum Acceptors)	181765	183917
Injectable (Total Acceptors)	4214654	4226758
Oral Pill (Postpartum Acceptors)	561336	564987
Oral Pill (Total Acceptors)	10528426	10548546
Condom (Postpartum Acceptors)	159996	161606
Condom (Total Acceptors)	2051360	2055167
Method specific new acceptors :		
Permanent Method (Male)	724	863
Permanent Method (Female)	5473	4914
Permanent Method (Total)	6197	5777
IUD (New Users)	5646	6020
Implant (New Users)	13791	11336
Injectable (New Acceptors)	51683	48955
Oral Pill (New Acceptors)	103461	101258
Condom (New Acceptors)	37104	37087
Number of Districts reported	64	64
Number of Upazilas reported	489	490
Range of CAR (%)	No. of Districts	
	April	May
00 - 59	0	0
60 - 69	0	1
70 & above	63	63
Contraceptive performance and distribution by methods (Absolute Performance) :		
Permanent Method (Male - cases)	1087	1275
Permanent Method (Female - cases)	4571	5096
Permanent Method (Total - cases)	5658	6371
IUD (Nos.)	9153	10130
Implant (Nos.)	10681	12771
Injectable (Doses)	778600	943560
Oral Pill (Cycles)	5276059	5163548
Condom (Pieces)	7457265	7590077

At a glance of the MCH and Reproductive Health Services for the Month of April 2021 and May 2021

Services		April.'21	May.'21
Number of Pregnant Women		872845	875442
Number of High Risk/Complicated Pregnant Mother		4634	5045
Antenatal Care	1st visit (Within 4 Month)	143649	138189
	2nd visit (within 6 Month)	106834	109336
	3rd visit (within 8 Month)	85914	86809
	4th visit (within 9 Month)	74184	72757
Institutional Delivery (MCHTI, MFSTC, FWVTI-Raj, MCWC, UHC, UH&FWC &NGOclinics)	Normal	41854	41705
	C-section	37755	37521
	Total Delivery	79609	79226
Non-institutional Delivery	At Home by Trained Persons	32387	31445
	At Home by Non-Trained Persons	11289	10875
	Total Delivery	43676	42320
*Total Live Births		103422	101292
Postnatal Care	PNC-1 (within 24 Hour)	34875	34730
	PNC-2 (within 2-3 day)	31888	32375
	PNC-3 (within 7-4 day)	34023	38025
	PNC-4 (within 42-48 day)	41767	41884
Postnatal care by trained person till two days in Home Delivery		5372	5183
No. of uses 7.1% chlorhexidine digluconate for umbilical cord care		31890	30996
TT for Woman (5-49)	1st dose	105385	108863
	2nd dose	106227	106844
	3rd dose	105448	109907
	4th dose	94579	109693
	5th dose	94410	96233
Immunization	BCG	146962	131852
	PCV-1	147621	143628
	PCV-2	145114	150293
	PCV-3	147194	207735
	MR Vaccine 1st Dose	129321	135199
	MR Vaccine 2nd Dose	123488	118009
Number of ECP acceptors		7351	8219
Number of MR done (Both Govt. & NGOs)		1772	1452
General Treatment		2064940	1907920
Still Births (including MCHTI, MFSTC & FWVTI-Raj)		126	163
Death	Neonatal death (0-28 days)	218	205
	Infant Death (29Days to below 1Year)	77	75
	Child Death (1 - <5 year)	6	6
	Maternal Death	80	43
	Other Death	24199	23749
	Total	24543	24078
No. of Health Education in UH&FWC		3426	2253

* Live births conducted at Govt. MCH, DH, MCWC, UHC, UH&FWC, NGOs & Home. The information is collected by FWA through field visit.

At a glance of the Nutrition services for the Month of April 2021 and May 2021

Services		Performance	
		April.'21	May.'21
Nutrition Services for Pregnant Women, 0-59 months aged child and Mother	Counseling on IYCF, IFA, Vitamin-A and Hand washinh	639161	633247
	Number of mother Received IFA & Calcium Tablet	213114	178675
	Received MNP Sachet (6-23 months)	16200	17405
	Exclusive Breast feeding up to 6 months	166665	188874
	Complimentary feeding after 6 months	180038	183958
	Feeding Tablet Vitamin A (6-59months Child)	5424	8463
	Received Tablet anti-helminthics (24-59months Child)	42326	40848
	Feeding Zink pill with ORS suffering form diarrhoea	4518	3583
	Identifying Suffering from MAM	7955	6829
	Suffering from SAM & Referred	2068	1543
	Identifying Child Stunting	3226	2506
	Identifying Child Wasting	2791	2467
	Identifying Child Under weight	3708	3251

SUMMARY

Introduction

Bangladesh is divided into eight administrative divisions: Dhaka, Chattogram, Rajshahi, Khulna, Barishal, Sylhet, Rangpur and Mymensingh. Each division is divided into several districts and each district into several upazilas. Each urban area in an upazila is divided into wards. Upazilas are divided into Union Parishads (UPs) and Poursavas. These divisions allow the country as a whole to be separated into rural and urban areas. Management Information System (MIS) has been operational under the Directorate General of Family Planning (DGFP) for a long time. The report of the Contraceptive Performance, MCH, Reproductive Health and Nutrition services is used to be published each month from MIS Unit on the basis of Service Statistics received from the field workers, service delivery clinics and NGOs. Erstwhile Family Welfare Register, however, is the principal source of performance statistics. This report is prepared on the basis of FWA Registers (9th Edition) and Clinic Report. Most of the FWAs visit their working area once in every two months. It is a continuous process. FWA register is modified/updated in every three years.

There is a reporting system to collect the information from the field. MIS Reporting Form-1 is filled up by the FWAs and submitted the same to FPIs. FPI fills up the MIS reporting Form-2 by compiling of all the FWAs (MIS Form-1) report and submits to UFPO office. MIS reporting Form-3 (clinical) is filled up by MO (clinic)/ (MCH-FP)/ (FW)/SACMO/ FWV and is submitted to UFPO office. NGOs of the respective area submit their report to UFPO office through MIS reporting Form-2 and 3 as their requirement. All the reporting Form-2 and 3 are compiled by UFPO office and filled up reporting Form-4 (union wise) and is entered in online web based software (SS). District FP Office reviews and submits that report. It provides information of contraceptive use status of eligible couples and different types of MCH, Reproductive Health and Nutrition services. MIS performance report is primarily used by different level of program managers and supervisors engaged in implementing the Family Planning, MCH, RH and Nutrition program in the country. Besides, different policy makers, decision makers, donor agencies, Development Partners, researchers and other users also use this report.

Family Planning Performance (CAR related):

Performance reports of May 2021 have been received from all the 64 districts of the country. During the month of May 2021 total numbers of eligible couple were found to be as 27684841 against 27686135 in the previous month. Performances of NGOs are also included in the report as reported by the Upazila Offices. A total of acceptors are 21751952 reported in the month of May'21 as against 21750036 in April'21. The Contraceptive Acceptance Rate (CAR) achieved at the end of the reporting month for six modern methods (Permanent Method, IUD, Implant, Injectable, Oral Pill and Condom) is 78.57% which was 78.56 % in April'21. Method Specific Acceptors (Cumulative), Method Specific New Acceptors and Contraceptive distribution by Methods are shown in the summary sheet. It may be noted that the contraceptive acceptance rate is an estimate, based on the client contact and the status of contraceptive acceptance as reported by the field workers based on the entries made in the FWA register. The Contraceptive Prevalence Rate (CPR), on the other hand, is based on periodic surveys that are made on precise statistical procedures.

The acceptance rate is a tentative rate and varies from month to month because of reporting status and coverage. This rate is usually higher than the Contraceptive Prevalence Rate (CPR). CAR is generally used to monitor as a management tool 'on-going' program performance in the country. It is not so much used to evaluate the program impact or goals, which is done by periodical scientific surveys.

MCH Performance:

In the month of May'21, 875442 pregnant women have been registered. Total number of 5,045 pregnant women referred to hospital for their complications. Dose-wise TT for Women (15-49 yrs.) and OPV & Pentavalent vaccines were shown in the summary sheet. BCG vaccines were given to 131852 infants during May'21. Visit-wise SAntenatal Care is also shown in the summary sheet both of April 2021 and May 2021. Postnatal Care is shown in the summary sheet both April 2021 and May 2021. Number of delivery conducted by the clinics is 79226. Total numbers of delivery at home 31445 by trained personnel and 10875 by non-trained personnel. Still Birth is recorded 163 in May'21 and in the previous month it was 126. Neo-natal deaths (0-28 days) & Infant deaths (29 days-<1yr.) are recorded to be 205 and 75 in the month of May'21 where these were 218 and 77 in April'21 respectively. A total of 6 child-deaths (1-<5 yrs.) have been reported in the month of May'21 as against 6 in April. Maternal deaths were reported 43 during the month of May'21 which was 80 in April'21. The other deaths were reported 23749 in May'21 but in April'21 the number of such deaths was 24199. General treatments were rendered to 1907920 and 2064940 patients in the month of May'21 and April'21 respectively. In May'21 number of ECP acceptors was 8219 but in April'21 it was 7351. MR done in the reporting month is 1452 but in April'21 it was 1772. Performance of MCHTI, MFSTC, MCWCs and FWVTI-Rajshahi is also included in the report.

Nutrition Programs of the Directorate General of Family Planning

Country wide nutrition service is going on through National Nutrition Services (NNS) Operational Plan of DGHS under Health Services Division of MOHFW. DGFP is also playing vital role for implementation of nutrition services whole over the country and is rendering nutrition services at field level where activities like MCH services, Adolescent and Family Planning Program is going on. By this time coordination with IPHN and cooperation with "Global Alliance for Improved Nutrition (GAIN), UNICEF and Alive & Thrive" comprehensive nutrition services are running in 91 upazillas of 11 districts through MCH Services Unit of DGFP.

Highlights May 2021

- a) National Contraceptive Acceptance Rate (CAR) based on visited eligible Couples 27735153 is found to be 78.58%. Rajshahi division has achieved the highest acceptance rate 81.36%, followed by Rangpur division 80.03%. The CAR is found to be 80.02% achieved in Khulna division. The Contraceptive Acceptance Rate has been found to be rather low in Mymensingh 79.37%, Barishal 79.17%, Sylhet 77.55%, Dhaka 77.32% and Chattogram 75.39%.

The highest numbers of Acceptors 4234372 have been reported from Dhaka division followed by 3876136 in Chattogram division, Rajshahi division reported 3465963 acceptors. Acceptors size is however, found much smaller in Rangpur, Khulna, Mymensingh and Sylhet which are 2923307, 2794913, 185499 and 1356123 respectively and in Barishal division it is 1317052.

- b) Out of 64 reporting districts, 63 districts have reported contraceptive acceptance rate of 70 percent and above, 1 district has reported CAR of 60 - 69 percent and no district has reported CAR of < 59 percent.
- c) Out of 490 Upazilas 485 Upazilashave reported CAR at the level >70% and 5 Upazilas have reported CAR level 50-70 percent.

According to the performance of the reporting month (May,21) Joypurhat district recorded the highest achievement rate 101.1%. Dinajpur district has got the 2nd place with 67.6% and Sherpur district has secured the 3rd position with 67.1% of permanent method. Sherpur district has achieved first position with achievement rate 139.8%; Rajbari district has got the 2nd position with achievement rate 135.4% and Faridpur district has recorded the 3rd position with achievement rate 101.4% in IUD. In Implant Joypurhat district has recorded the highest achievement rate with 108.4%, Sherpur district has placed in 2nd position with achievement rate 87.2% and Jhainaidaha district has got the 3rd position with achievement rate 53.9%.

- d) (Table 21) In May National Nutrition services information collected by FP workers are as follows: Number of 178675 mothers received IFA, No. of 188874 babies (up to 6 months) exclusive breast feeding and No. Of 183958 children (6-23 months) feeding complementary foods. No. of 6829 children suffering from MAM and 1543 suffering from SAM and referred. No. of Children Stunting, wasting and under weight are 2506, 2467 and 3251 respectively.
- e) SMC is non reported in May'21.

Table Analysis:

Table 1: Shows contraceptive performance and Achievement Rate in respect of Permanent, Long Acting and Short Acting methods for the reporting month (May'21) and reporting period (July'20 to May'21) against their respective projections. In the reporting month the achievement rates of Permanent method (Male) 19.1%, Permanent method (Female) 50.7% and Permanent method (Total) 38.1%, IUD 48.0%, Implant 34.0%, Injectable 54.5%, Oral Pill 38.7% and Condom 31.7%. From July'20 to May'21 the achievement rates of Permanent method (Male) 26.7%, Permanent method (Female) 63.8% and Permanent method (Total) 49.0%, IUD 55.8%, Implant 76.2%, Injectable 46.4%, Oral Pill 41.3% and Condom 33.3%.

Table 2: Shows the divisions according to descending order of achievement rate against their projection of Permanent and Long Acting methods for the period July'20 to May'21.

Table 3: Showing the 3(three) districts which achieved the highest achievement rate against Permanent and Long Acting methods of their projections for the period July'20 to May'21.

Table 4: Shows 3(three) districts which achieved the lowest achievement rate of Permanent and Long Acting methods against their projections for the period July'20 to May'21.

Table 5: Comparative statement of contraceptive performance against their projection between the period July'19 to May'20 and July'20 to May'21. The Achievement Rate of Permanent Method (Male) was 39.4% in the period of July'19 to May'20 but it shows the lower rate 26.7% in the current period. So it is decrease 12.7% than that of July'19 to May'20. Permanent Method (Female) was 64.7% in the period July'19 to May'20 but it shows the lower rate 63.8% in the current period. So it is 0.9% decrease than that of July'19 to May'20. Permanent Method (Total) was 54.6% in the period July'19 to May'20, but it shows the lower rate 49.0% in the current period. So it is 5.6% decrease than that of July'19 to May'20. IUD achieved the 64.7% in the reporting period July'19 to May'20 but it shows the lower rate 55.8% in the current period. So it is 8.9% decrease than that of July'19 to May'20. Implant achieved the 83.2% in the reporting period July'19 to May'20 but it shows the lower rate 76.2% in the current period. So it is 7.0% decrease than that of July'19 to May'20. Injectable achieved the 48.2% in the reporting period July'19 to May'20 but in the current period it shows 46.1%. So Injectable is decrease 2.0% than that of July'19 to May'20. Oral Pill achieved the 48.7% in the reporting period July'19 to May'20 but in the current period (July'20 to May'21) it shows 41.0%. In case of Oral Pill 7.7% decrease than that of July'19 to May'20. In case of Condom it achieved 36.7% in the reporting period July'19 to May'20 but in the current period (May'20 to May'21) it shows 33.1%, which is 3.6% increase than that of July'19 to May'20.

Table 6: Comparative status of performance and distribution of contraceptive by methods for the month of April'21 and May'21 based on field worker's report. In comparison with that of previous month Permanent Method (male) 17.3%, Permanent Method (Female) 11.5%, Overall Permanent Method (Total) 12.6%, IUD 10.7%, Implant 19.6%, Injectable 21.2% Oral Pill -2.1% and Condom 1.8%.

Table 7: Shows the share of Government and NGOs and Multisectors by methods in the overall National performance. Government sector has contributed 55.0% in Permanent Method (Male), 85.6% in Permanent Method (Female), 79.5% in Permanent Method (Total), 84.1% in IUD, 87.9% in Implant, 88.4% in Injectable, 91.1% in Oral Pill and 82.7% in Condom in the reporting month May'21. On the other hand NGOs and Multisectors have contributed 45.0% in Permanent Method (Male), 14.4% in Permanent Method (Female), 20.5% in Permanent Method (Total), in IUD 15.9%, in Implant 12.1%, in Injectable 11.6%, in Oral Pill 8.9% and in Condom 17.3% in the reporting month May'21.

Table 8: Division wise and NGOs & Multisectoral wise Contraceptive Performance for the month of May'21 are shown in this table. BAVS of Dhaka Division is in the highest position, BAVS of Chittagong Division is in the next and BAVS of Rajshahi Division is in the 3rd position in Permanent method. By NGOs and Multisectorals performance of Total Permanent methods are 1309 in the reporting month, in which Males are 574 and Females are 735. Total IUD and Implant 1613 and 1551 are inserted in the reporting month May'21. Injectable 109467 vials, Oral Pill 460716 cycles and 1311893 of Condom are distributed by NGOs and Multisectorals in the reporting month.

Table 9: Shows the projection, performance and achievement rates of Permanent and Long Acting methods in the reporting month May'21 and in the reporting period July'20 to May'21. In the reporting month Joypurhat district has achieved the highest achievement rate of 101.1% and Dinajpur district is the next highest with 67.6% in Permanent Method. In the reporting month Sherpur district has achieved the highest achievement rate of 139.8% and Rajbari district is the next highest with 135.4% in IUD. In the reporting month Joipurhat district has achieved the highest achievement rate of 108.4% in Implant and Sherpur district has achieved the next second highest achievement rate with 87.2%. On the other hand, in the reporting period July'20 to May'21 Joipurhat district has achieved the highest achievement rate of 104.6% in Permanent Method, Sherpur district has achieved the highest achievement rate of 203.3% in IUD and Sherpur district has achieved the highest achievement rate of 173.8% in Implant.

Table 10: Shows the projection, performance and achievement rates of Short Acting methods in the reporting month May'21 and in the reporting period July'20 to May'21. In the reporting month Bhola district has achieved the highest achievement rate of 119.6% and Sherpur district is the next highest with 111.1% in Injectable method. Sherpur district has achieved the highest achievement rate of 184.9% in Oral Pill. Sherpur district has achieved the highest achievement rate of 87.5% in Condom. From July'20 to May'21 Bhola district has achieved the highest achievement rate of 116.4% and Sherpur district is the next highest with 112.6% in Injectable, Sherpur district has achieved the highest achievement rate of 201.0% in Oral Pill and Sherpur district has achieved the highest achievement rate of 93.5% in Condom.

Table 11: This table shows the Old acceptors, new acceptors and dropout (No method & switch over) cases by districts in the reporting month (May'2021). This table is prepared on the basis of CAR report.

Table 12: This table shows the new and total acceptors of the current month in comparison with that of the previous month. The new acceptors of all the methods-, Permanent Method(Male), Permanent Method(Total) have shown decreasing trend but Permanent Method(Female) IUD, Injectable, Oral Pill, Condom and Implant have shown increasing trend. New acceptors are shown depending on the field workers report which collects from their visiting areas. In case of total acceptors Permanent Method (Male), Permanent Method (Female), Permanent Method (Total) IUD, Implant, Injectable, Oral Pill and Condom have shown increasing trend.

Table 13: This table shows that Rajshahi division had recorded the highest CAR of 81.36%, next Rangpur division 80.03%, Khulna division 80.02%, Mymensingh division 79.37%, Barishal division 79.19%, Sylhet division 77.55%, Dhaka division 77.32% and Chattogram division 75.39% in the reporting month May'21. Graph-1 shows the division wise CAR for the current month and graph-2 shows the division wise CAR for the current month in comparison with that of previous month.

Table 14: Shows that 63 districts have achieved CAR level of 70.0% and above where 1 district has achieved CAR between 60%-69% and no district has achieved CAR between 0-59% in the reporting month May'21. The graph also shows the same in comparison with previous month.

Table 15: List of 485 upazilas among the 490, which have achieved CAR >70.0% in the reporting month.

Table 16: List of 5 upazilas which have achieved CAR 60-70% in the reporting month. Graph shows that 485 upazilas out of 490 have achieved CAR level >70%, 4 upazilas have achieved CAR level 60%-70% and 1 upazila has achieved CAR level <60% in the current month. There is graphical presentation is also showing both of April'21 and May'21.

Table 17: Shows the dropout and switch over by method and by division for the month of May, 21.

Table 18:This table shows the Division-wise comparison of Couples, Contraceptive Acceptors and the Acceptance Rate up to the end of May'21.

Table 19:This table shows the contraceptive method mix by division for the month of May'21.

Pie Charts are showing the national and division wise Method-Mix for the month of May'21.

Table 21:This table shows the performance of MCH and Reproductive Health Services during the month of April'21 and May'21.

Table 21:This table shows the performance of Nutrition Services for the month April'21 and May'21 collected by family planning workers.

Annex A:Annex- A shows comparative summary key performances since December 2020 to May'21.

Annex B:Performance of RH-EOC of MCWC including MCHTI, MFSTC and FWVTI-Raj for the month of May'21.

Annex C:City Corporation wise Contraceptive Acceptors and Acceptance Rate(CAR) (Partial) at the end of the month of May'21.

Remarks:The achievement of Rangpur division, Chattogram division Dhaka division and Sylhet Division are good against their projection in permanent method, IUD and Implant respectively in the reporting month in comparison with that of other divisions.

Clarification about the information of summary sheet, table-2 and table-3:

Method Specific Acceptors:

In the summary sheet, Method Specific Acceptors is shown based on the field workers' (FWA) visit of the reporting month and also the previous month. These are the cumulative figure which includes previous month's acceptors and reporting month's new acceptors collected by the field workers within their working areas.

Contraceptive distribution by Method:

In the summary sheet, Contraceptive Performance by Method is prepared based on the performance and distribution of the reporting month. These figures are actual performance of the reporting month which is not comparable with the information written in method specific acceptors.

Table- 9, Table-10 and Table-11

Performance shown in the table-9 and 10 is the actual performance of the respective month but the new acceptors shown in the table-11 May not be the performance done in the same month. It May happen that the new acceptors accepted method in the previous month but field workers had shown that case in the next month due to their rounding schedule. So the performance of table-9, table-10 will not be the comparable with the new acceptor of table-11.

Clarification about the information of MCH and Reproductive Health Services:

- Information shown against 'delivery' which were done in MCHTI, MFSTC, MCWCs, UHCs & UH&FWCs is collected through the MIS reporting Form-3. This record is only for DGFP concerned facilities. Deliveries conducted in District Hospitals, Medical Colleges, Private Clinics and performances in the City Corporation (partial) are not included.
- Information shown against the 'live births' conducted at Govt. MCH, DH, MCWC, UHC, UH&FWC, NGOs & Homes is collected by FWAs through field visit. Field workers visit their units monthly and they submit their reports in every month.

Highest and Lowest performing districts in clinical methods

Highest performing 3(three) districts in the Month of May'21

Permanent Method				IUD				Implant			
District	Monthly Projec.	Ach. In Reporting Month	Ach. Rate (%)	District	Monthly Projec.	Ach. In Reporting Month	Ach. Rate (%)	District	Monthly Projec.	Ach. In Reporting Month	Ach. Rate (%)
Joipurhat	85	890	104.6	Sunamganj	565	1136	203.3	Sherpur	486	8449	173.8
Dinajpur	321	3119	97.2	Narayanganj	881	1547	163.6	Faridpur	509	7790	153.2
Jhenaidaha	165	1418	86.1	Jamalpur	370	535	132.2	Rajbari	293	3434	117.1

Congratulations: We congratulate the districts for their better performance in clinical methods against projections. We hope the officers and staffs who are involved with the activities will continue their better performance in future.

Lowest performing 3(three) districts in the Month of May'21

Permanent Method				IUD				Implant			
District	Monthly Projec.	Ach. In Reporting Month	Ach. Rate (%)	District	Monthly Projec.	Ach. In Reporting Month	Ach. Rate (%)	District	Monthly Projec.	Ach. In Reporting Month	Ach. Rate (%)
Khagrachhari	200	3	1.5	Jamalpur	370	583	14.3	Satkhira	369	73	2.0
Shariatpur	206	5	2.4	Narayanganj	881	1646	17.0	Kushtia	590	151	2.6
Bandarban	74	2	2.7	Sunamganj	565	1229	19.8	Narail	225	76	3.4

Unsatisfactory Performance: We are sorry for their unsatisfactory low performance in clinical methods against projections. We hope the officers and staffs are involved with the activities will try to overcome from this type of un-satisfactory performance in future.

Table-1: National Projection, Performance and Achievement Rate of Contraceptive Methods

Methods	Yearly Projection (2020-21)	Reporting Month		July'20 to May'21	
		Performance (in CYP)	Achi. Rate (%)	Performance (in CYP)	Achi. Rate(%)
Permanent Method (Male)	80000	1275	19.1	19549	26.7
Permanent Method (Female)	120595	5096	50.7	70546	63.8
Permanent Method (Total)	200595	6371	38.1	90095	49.0
IUD	253414	10130	48.0	129688	55.8
Implant	450448	12771	34.0	314696	76.2
Injectables	5197836	235890	54.5	2212723	46.4
Oral Pill	10669243	344237	38.7	4036752	41.3
Condom	1914992	50601	31.7	585382	33.3

Table-2: List of Divisions according to descending order of Achievement Rate against their projections of Clinical Methods for the period July 2020 to May 2021

Sl. No.	Permanent Method (Cases)				IUD (Cases)				Implant (Cases)			
	Division	Yearly Projection	Performance	Achi. Rate (%)	Division	Yearly Projection	Performance	Achi. Rate (%)	Division	Yearly Projection	Performance	Achi. Rate (%)
1	Khulna	18401	10134	60.1	Chattogram	49702	36045	79.1	Barishal	15278	22006	157.1
2	Rangpur	21836	11948	59.7	Dhaka	58112	31709	59.5	Khulna	41140	32060	85.0
3	Rajshahi	22552	11424	55.3	Khulna	18928	10419	60.0	Dhaka	88517	63687	78.5
4	Dhaka	56528	28540	55.1	Rajshahi	32865	15375	51.0	Chattogram	85432	60196	76.9
5	Chattogram	35641	13852	42.4	Rangpur	34481	16271	51.5	Sylhet	30496	21455	76.7
6	Barishal	13432	4730	38.4	Barishal	19061	7276	41.6	Rangpur	70256	22006	34.2
7	Mymensingh	13790	4358	34.5	Sylhet	16118	6128	41.5	Rajshahi	64710	43967	74.1
8	Sylhet	18415	5109	30.3	Mymensingh	24147	6465	29.2	Mymensing	38122	24013	68.7

Table-3: List of 3 (Three) Districts achieved the highest Achievement Rate of Clinical Method against their projections for the period July 2020 to May 2021

Sl. No.	Permanent Method (Cases)				IUD (Cases)				Implant (Cases)			
	District	Yearly Projection	Performance	Achi. Rate (%)	District	Yearly Projection	Performance	Achi. Rate (%)	District	Yearly Projection	Performance	Achi. Rate (%)
1.	Joipurhat	1021	924	98.7	Sherpur	1957	3647	203.3	Sherpur	5832	8844	165.4
2.	Dinajpur	3851	3318	94.0	Rajbari	1010	1501	162.1	Faridpur	6103	8100	144.8
3.	Jhenaidaha	1977	1558	86.0	Faridpur	2212	2607	128.6	Rajbari	3520	3633	112.6

Table-4: List of 3 (Three) Districts achieved the lowest Achievement Rate of Clinical Methods against their projections for the period July 2020 to May 2021

Sl. No.	Permanent Method (Cases)				IUD (Cases)				Implant (Cases)			
	District	Yearly Projection	Performance	Achi. Rate (%)	District	Yearly Projection	Performance	Achi. Rate (%)	District	Yearly Projection	Performance	Achi. Rate (%)
1.	Khagrachhari	2396	3	0.1	Jamalpur	4438	583	14.3	Satkhira	4427	73	1.8
2.	B. Baria	3018	5	0.2	Narayanganj	10574	1646	17.0	Kushtia	7075	151	2.3
3.	Bandarban	886	2	0.2	Sunamganj	6781	1229	19.8	Narail	2700	76	3.1

The projection of the last financial year has been followed

Table-5: Comparative Statement of contraceptive performance for the period between July 2019 to May 2020 and July 2020 to May 2021

Methods	Yearly Projection (2020-2021)	July 2019 to May,2020		Yearly Projection (2020-2021)	July 2020 to May 2021		Change of July'20 to May.'21 over July'19 to May.'20
		Performance (in CYP)	Achi. Rate (%)		Performance (in CYP)	Achi. Rate (%)	
Permanent Method (Male)	80000	28863	39.4	80000	19549	26.7	-12.7
Permanent Method (Female)	120595	71538	64.7	120595	70546	63.8	-0.9
Permanent Method (Total)	200595	100401	54.6	200595	90095	49.0	-5.6
IUD	253414	150410	64.7	253414	129688	55.8	-8.9
Implant	450448	343397	83.2	450448	314696	76.2	-7.0
Injectables	5233417	2310766	48.2	5233417	2212723	46.1	-2.0
Oral Pill	10742277	4794931	48.7	10742277	4036752	41.0	-7.7
Condom	1928101	648418	36.7	1928101	585382	33.1	-3.6

Table-6: Performance & Distribution of Contraceptives by Method for the month of April 2021 and May 2021

Method	Performance		% Change of May'21 over April'21
	April'21	May'21	
Permanent Method (Male, Cases)	1087	1275	17.3
Permanent Method (Female, Cases)	4571	5096	11.5
Total Permanent Method (Total, Cases)	5658	6371	12.6
I U D (Cases)	9153	10130	10.7
Implant (Cases)	10681	12771	19.6
Injectables (Doses)	778600	943560	21.2
Oral Pill (Cycles)	5276059	5163548	-2.1
Condom (Pieces)	7457265	7590077	1.8

Table :7 Contribution of Government, NGOs and Multisectors in respect of Contraceptive Performance during May 2021

Method	Performance			Share of Contribution in Percentage	
	Govt.	NGOs & Multisectors	Total	Government	NGOs and Multisectors
Permanent Method (Male, Cases)	701	574	1275	55.0	45.0
Permanent Method (Female, Cases)	4361	735	5096	85.6	14.4
Total Permanent Method (Cases)	5062	1309	6371	79.5	20.5
IUD (Cases)	8517	1613	10130	84.1	15.9
Implant (Cases)	11220	1551	12771	87.9	12.1
Injectable (Doses)	834093	109467	943560	88.4	11.6
Oral Pill (Cycles)	4702832	460716	5163548	91.1	8.9
Condom (Pieces)	6278184	1311893	7590077	82.7	17.3

The projection of the last financial year has been followed

Table -8: Division wise and NGO & Multisector wise Contraceptive Performance for the month of May 2021

Sl No.	NGO and Multisectors	Oral Pill (Cycles)	Condom (Pieces)	Injectable (Vials)	IUD (Cases)	Implant (Nos.)	Permanent Method (Nos.)		
							Male	Female	Total
Rangpur Division									
1	Family Planning Association of Bangladesh (FPAB)	17866	21466	2076	2	12	0	2	2
2	Marie Stopes Clinic	1033	3830	290	40	133	17	0	17
3	Palli Shisu Foundation (PSF)	20783	63100	5929	35	0	0	2	2
4	Sunflower	213	408	78	0	0	0	0	0
5	Shanirvar Bangladesh	1472	950	479	0	0	0	0	0
6	CMH	279	4896	12	0	0	0	0	0
7	R. H. Steps	591	730	102	0	0	0	0	0
8	MODEL CLINIC	33	1316	4	0	0	0	5	5
9	MOHILA-O-SHISHU SHASTHA KALLYAN SAMITY	0	0	0	0	0	0	0	0
10	NSDP	0	0	0	0	0	0	0	0
11	IPas Bangladesh	100	100	0	1	0	0	0	0
12	Surjer Hasi Network	5299	8642	3658	0	2	0	0	0
13	Friendship Bangladesh	1652	6953	97	0	0	0	0	0
14	Kanchan	7729	13868	1135	5	1	0	2	2
15	Dhaldanga Bohumukhi Samaj Unnayan Sangstha	2805	4500	2025	0	0	0	0	0
16	Lamb Hospital	21	25	41	0	22	0	5	5
17	KMSS	146	54	0	0	0	0	0	0
18	Dhaldanga Youth Science Club	3110	3300	1495	0	0	0	0	0
19	SAF	362	204	28	0	0	0	0	0
NGO Total		63494	134342	17449	83	170	17	16	33
1	BGB	181	2768	0	0	0	0	0	0
2	Srama Kalyan Kendra	0	0	0	0	0	0	0	0
3	DGHS Health Clinic	290	1615	123	6	16	1	3	4
4	CMH	12	3108	2	0	0	0	0	0
Multisector Total		483	7491	125	6	16	1	3	4
NGO & Multisector Total		63977	141833	17574	89	186	18	19	37
Rajshahi Division									
1	Family Planning Association of Bangladesh (FPAB)	32156	142034	2587	21	35	0	0	0
2	BAVS	621	2760	72	2	29	46	18	64
3	Marie Stopes Clinic	339	2625	64	13	19	0	0	0
4	Palli Shisu Foundation (PSF)	2132	16042	2274	3	0	0	0	0
5	Jatio Tarun Shanga	0	10020	798	0	0	0	0	0
6	Bamaneh	11355	9900	2136	0	7	0	0	0
7	Tilottoma	2739	20291	2405	6	3	0	5	5
8	Anonnya Somaj Kallyan Samity	0	0	0	0	0	0	0	0
9	Shanirvar Bangladesh	1339	2868	460	3	1	0	0	0
10	Sromo Kallyan Shangstha	531	984	0	0	0	0	0	0
11	R. H. Steps	85	1284	12	0	0	0	0	0
12	MR CLINIC	906	1944	27	1	0	0	0	0
13	MODEL CLINIC	129	2784	72	0	3	0	26	26
14	SHEBA PROKALPO	0	0	0	0	0	0	0	0
15	POLLI SHISHU CLINIC	1200	2532	352	0	0	0	0	0
16	JTS-GONO UNNAYAN ACADEMY	461	30000	3102	1	0	0	2	2
17	THANGAMARA	163	3534	173	0	0	0	0	0
18	SHASTO KALLYAN SHANGSTHA	0	0	0	0	0	0	0	0
19	Darpon	305	58	16	0	0	0	0	0
20	IPas Bangladesh	508	2032	1	0	0	0	0	0
21	Surjer Hasi Network	704	4168	474	0	0	0	0	0
22	Population Services & Training Centre (PSTC)	18	7236	452	0	2	0	0	0
23	SORNALY	0	0	0	0	0	0	0	0
24	Chardulai	2495	6024	714	0	0	0	0	0
25	KMSS	0	9360	534	0	3	0	3	3
NGO Total		58186	278480	16725	50	102	46	54	100
1	DGHS Health Clinic	454	966	31	1	0	0	77	77
Multisector Total		454	966	31	1	0	0	77	77
NGO & Multisector Total		58640	279446	16756	51	102	46	131	177
Khulna Division									
1	Family Planning Association of Bangladesh (FPAB)	26629	60386	2775	8	37	3	2	5
2	BAVS	318	1320	273	0	4	20	20	40
3	Marie Stopes Clinic	303	2308	59	23	14	0	0	0
4	Palli Shisu Foundation (PSF)	0	0	0	0	0	0	0	0
5	Paribarik Shastha Clinic	2659	6204	740	9	13	0	0	0
6	Jatio Tarun Shanga	6835	12521	1459	4	0	0	0	0
7	Paribar Kallyan Shangstha (PKS)	16653	25933	4484	6	7	0	19	19
8	PSTC	139	2328	126	0	0	0	0	0
9	BRAC	132	1350	36	0	0	0	0	0
10	Sromo Kallyan Shangstha	104	335	0	0	0	0	0	0
11	Ad-Din Medical College Hospital	1598	2880	814	1	0	0	23	23
12	CMH	29	1000	4	0	0	0	0	0
13	BWHC	0	0	0	0	0	0	0	0
14	R. H. Steps	711	2364	88	5	0	0	0	0

Sl No.	NGO and Multisectors	Oral Pill (Cycles)	Condom (Pieces)	Injectable (Vials)	IUD (Cases)	Implant (Nos.)	Permanent Method (Nos.)		
							Male	Female	Total
15	VPKA (VP KENDRA)	0	0	0	0	0	0	0	0
16	CRC	892	1080	31	0	0	0	0	0
17	SGS	1950	3605	368	0	0	0	0	0
18	Police Hospital	89	1200	63	0	0	0	0	0
19	Surjer Hasi Network	2587	7442	2030	15	10	0	1	1
20	Friendship Bangladesh	120	900	74	0	0	0	0	0
21	Peoples Development Community (PDC)	14500	14580	2110	0	0	0	0	0
22	Urban Health Care	836	2160	423	3	13	0	0	0
23	KMSS	861	9600	1200	1	2	0	3	3
24	Adams	3707	16442	1501	0	0	0	0	0
25	Marie Clinic	33	620	46	24	0	0	0	0
NGO Total		81685	176558	18704	99	100	23	68	91
1	BGB	66	1554	7	0	0	0	0	0
2	Biman Bahini	120	3420	12	0	0	0	0	0
3	Paurasova	102	144	0	0	0	0	0	0
4	DGHS Health Clinic	59	180	7	5	0	0	5	5
5	Jessore Cantonmen	945	8100	12	1	0	0	0	0
Multisector Total		1292	13398	38	6	0	0	5	5
NGO & Multisector Total		82977	189956	18742	105	100	23	73	96
Barishal Division									
1	Family Planning Association of Bangladesh (FPAB)	7979	19172	1842	2	9	10	0	10
2	BAVS	459	2892	185	0	11	41	0	41
3	Marie Stopes Clinic	410	980	58	22	8	7	0	7
4	Paribarik Shastha Clinic	153	705	258	0	0	0	0	0
5	Shanirvar Bangladesh	2822	5416	3549	1	0	0	0	0
6	BRAC	55	120	50	0	0	0	0	0
7	R. H. Steps	90	360	0	10	0	0	0	0
8	IPas Bangladesh	17	50	0	0	0	0	0	0
9	Surjer Hasi Network	484	655	342	0	0	0	0	0
10	Desh Bangla	1291	1150	258	0	0	0	0	0
11	Urban Primary Health Care Project (UPHCP)	902	2448	278	6	2	0	1	1
NGO Total		14662	33948	6820	41	30	58	1	59
1	Srama Kalyan Kendra	0	0	0	0	0	0	0	0
2	DGHS Health Clinic	80	100	2	1	0	0	0	0
Multisector Total		80	100	2	1	0	0	0	0
NGO & Multisector Total		14742	34048	6822	42	30	58	1	59
Dhaka Division									
1	Family Planning Association of Bangladesh (FPAB)	17575	57382	2160	22	41	11	8	19
2	BAVS	1670	14100	474	9	99	191	14	205
3	Marie Stopes Clinic	3032	10711	892	156	51	3	7	10
4	Paribarik Shastha Clinic	100	492	14	0	0	0	0	0
5	Jatio Tarun Shanga	1546	3444	924	4	11	0	0	0
6	Bamaneh	1519	8308	645	9	0	0	0	0
7	Paribar Kallyan Shangstha (PKS)	0	0	0	0	0	0	0	0
8	PSTC	2122	601	620	20	53	0	0	0
9	Shanirvar Bangladesh	8244	25086	3243	12	4	0	2	2
10	BRAC	1341	6981	152	13	12	0	0	0
11	Sromo Kallyan Shangstha	1459	3660	0	0	0	0	0	0
12	Ad-Din Medical College Hospital	1591	3000	371	0	0	0	44	44
13	BAPSA	4322	20716	1138	30	17	3	2	5
14	Radda Barnen	280	6648	270	3	0	0	0	0
15	UTPS	5946	10632	644	40	13	0	1	1
16	PSKP	570	600	19	0	0	0	0	0
17	Gono Shastha Kendra	73	250	21	0	0	0	0	0
18	Anirban Sangsad	285	132	40	0	0	0	0	0
19	CMH	171	2186	30	1	0	0	0	0
20	Spire	1269	600	75	0	0	0	0	0
21	Shimantik	11106	18240	1374	176	144	10	16	26
22	Nagar Unnoyan Somaj Seba Shangstha	360	300	100	0	0	0	0	0
23	TDH CLINIC	1440	3600	24	0	0	0	0	0
24	SHAKTTI FOUNDATION	72	372	18	0	0	0	0	0
25	BWHC	144	1404	171	1	0	0	0	0
26	SUKHI PARIBAR SANGSTHA	0	0	0	0	0	0	0	0
27	Association in Training & Management (AITAM)	51	756	18	0	0	0	0	0
28	R. H. Steps	1199	1332	137	25	22	0	1	1
29	AL-FALAH MOJIN CLINIC	21	411	61	0	0	0	0	0
30	VPKA (VP KENDRA)	11483	49438	2619	0	0	1	1	2
31	MMKS	185	524	40	0	0	0	0	0
32	VFWA	1769	12240	1269	4	36	0	0	0
33	Nari Moytri	2085	11629	815	1	10	0	4	4
34	SGS	305	280	0	0	0	0	0	0
35	CWFD	45	288	272	0	0	0	0	0
36	Surjer Hasi Network	3494	14432	1358	5	3	0	0	0
37	Kumudini Hospital	337	160	53	0	0	0	10	10
38	Population Services & Training Centre (PSTC)	1893	2532	319	2	14	0	7	7
39	Jonoseba M&C W Songstha	431	3420	179	12	0	0	0	0

Sl. No.	NGO and Multisectors	Oral Pill (Cycles)	Condom (Pieces)	Injectable (Vials)	IUD (Cases)	Implant (Nos.)	Permanent Method (Nos.)		
							Male	Female	Total
40	Urban Primary Health Care Project (UPHCP)	339	300	45	0	0	0	0	0
41	Sazeda Foundation	146	756	47	0	0	0	0	0
42	Adarsha Paribar Kalyan Shangsta	0	0	0	0	0	0	0	0
43	Rural Health Development Organization(RHDO)	17	240	18	0	0	0	0	0
44	Daridra Paribar Seba Songshta	5859	2124	479	0	0	0	0	0
45	NAGAR SASTHO KENDRO	110	36	54	1	4	0	0	0
46	Urban Health Care	240	2724	171	8	11	0	3	3
47	Ideal Samaj Kallyan Sangatha	300	300	50	0	0	0	0	0
48	Sonali Din	1350	498	49	0	0	0	0	0
49	Ahoshania Mission	5139	24616	1483	77	62	31	11	42
50	Active Social Welfare Society	30	5616	250	0	0	0	0	0
51	MISCS	720	600	50	0	0	0	0	0
52	Bashundhara Ad-din Medical College Hospital	0	0	0	0	1	0	3	3
53	Surjer Hashi Network (Smiling Sun Franchise)	3722	6302	787	15	11	0	0	0
54	Fatema Nursing Home	0	8200	350	0	0	0	0	0
NGO Total		107507	349199	24392	646	619	250	134	384
1	Biman Bahini	12	360	0	0	0	0	0	0
2	Sir Salimulla Medical College Hospital (Indoor)	240	360	97	67	51	0	24	24
3	BGME	2230	11399	253	0	0	0	0	0
4	DGHS Health Clinic	278	446	12	2	0	0	5	5
5	Victoria Hospital Narayanganj	208	0	26	7	5	0	0	0
6	Others Private Clinic	0	0	0	0	0	0	155	155
Multisector Total		2968	12565	388	76	56	0	184	184
NGO & Multisector Total		110475	361764	24780	722	675	250	318	568
Mymensingh Division									
1	Family Planning Association of Bangladesh (FPAB)	11251	33382	1298	6	35	0	0	0
2	BAVS	0	0	0	0	0	0	0	0
3	Marie Stopes Clinic	216	550	35	3	2	0	0	0
4	Jatio Tarun Shanga	2802	1200	359	0	0	0	0	0
5	Bamaneh	733	692	84	0	0	0	0	0
6	Shanirvar Bangladesh	11294	25584	2109	8	2	0	0	0
7	BRAC	344	804	55	3	0	0	0	0
8	Gono Shastha Kendra	0	0	0	0	0	0	0	0
9	CMH	0	0	0	0	0	0	0	0
10	MALANCHA SEBA SAMITY	0	0	0	0	0	0	0	0
11	SUPIRAT	0	0	0	0	0	0	0	0
12	R. H. Steps	44	4	7	8	2	0	0	0
13	MODEL CLINIC	206	2544	23	1	0	0	0	0
14	NSDP	0	0	0	0	0	0	0	0
15	Krishi Bisho	0	0	0	0	0	0	0	0
16	IPas Bangladesh	468	832	53	6	2	0	28	28
17	Surjer Hasi Network	497	984	255	2	0	0	2	2
18	Friendship Bangladesh	221	280	0	0	0	0	0	0
19	Shastha Prokalpo	3	0	55	0	0	0	2	2
NGO Total		28079	66856	4333	37	43	0	32	32
1	BGB	16	720	0	0	0	0	0	0
2	BGME	1367	7454	71	0	0	0	0	0
3	DGHS Health Clinic	64	12	0	0	0	0	0	0
Multisector Total		1447	8186	71	0	0	0	0	0
NGO & Multisector Total		29526	75042	4404	37	43	0	32	32

Sl. No.	NGO and Multisectors	Oral Pill (Cycles)	Condom (Pieces)	Injectable (Vials)	IUD (Cases)	Implant (Nos.)	Permanent Method (Nos.)		
							Male	Female	Total
Chattogram Division									
1	Family Planning Association of Bangladesh (FPAB)	30231	62566	2978	24	23	1	2	3
2	BAVS	300	4296	163	0	18	89	32	121
3	Concern Women for Family Planning (CWFP)	6	100	0	0	0	0	0	0
4	Marie Stopes Clinic	1264	5522	267	92	62	39	5	44
5	Paribarik Shastha Clinic	450	1008	300	1	0	0	0	0
6	Bamaneh	360	406	357	1	0	0	0	0
7	Shanirvar Bangladesh	9093	12222	1348	17	0	0	0	0
8	BRAC	15	10	0	0	0	0	0	0
9	Sromo Kallyan Shangstha	0	0	0	0	0	0	0	0
10	BAPSA	667	1152	54	1	0	0	0	0
11	FDSR	7866	9228	1375	11	7	0	1	1
12	CMH	1458	11372	107	13	3	0	11	11
13	BWHC	63	210	24	0	0	0	0	0
14	SUPIRAT	1810	3672	556	7	0	0	0	0
15	PROSHANTI	644	1236	352	2	0	0	0	0
16	NISKRITY	957	1150	418	0	0	0	0	0
17	IMAGE	1530	4439	435	2	14	0	1	1
18	MOMOTA	4640	12380	754	62	87	0	29	29
19	SUS (TMA , NASIRABAD)	0	0	0	0	0	0	0	0
20	SHED	0	0	0	0	0	0	0	0
21	ISDE	0	0	0	0	0	0	0	0
22	CUFL	90	800	0	0	0	0	0	0
23	JUSH	0	0	0	0	0	0	0	0
24	R. H. Steps	651	1104	133	19	1	0	0	0
25	MODEL CLINIC	1086	1440	10	4	20	0	6	6
26	BANDHAN	893	1352	239	0	0	0	0	0
27	Ghasful	710	9000	28	0	0	0	0	0
28	SMC	472	1092	10	17	13	0	0	0
29	IPas Bangladesh	204	432	11	3	0	0	0	0
30	Surjer Hasi Network	2761	4172	1327	10	7	0	0	0
31	Saya Path	716	3203	257	12	1	34	0	34
32	B.R.D.B	36	0	38	0	0	0	0	0
33	RTMI	1700	5040	319	12	55	0	0	0
34	NAGAR MATRI SADAN	1020	2652	281	32	27	6	8	14
35	Urban Health Care	1060	2028	319	9	5	0	0	0
36	Mission Hospital, Chandraghona	740	1600	9	0	0	0	0	0
37	Surjer Hashi Network (Smiling Sun Franchise)	160	0	0	0	0	0	0	0
NGO Total		73653	164884	12469	351	343	169	95	264
1	BGB	57	2556	5	0	0	0	0	0
2	Comilla Cantonment	100	3000	8	0	0	0	0	0
3	Biman Bahini	91	2016	3	0	0	0	0	0
4	Navy	195	5384	15	0	0	0	0	0
5	Railway Hospital	141	336	13	0	0	0	0	0
6	BGC Traust	0	0	0	0	0	0	0	0
7	BGME	18	38	0	0	0	0	0	0
8	DGHS Health Clinic	700	206	18	74	13	0	17	17
9	BKMEA	243	330	5	0	0	0	0	0
10	Others Private Clinic	0	0	0	0	0	0	16	16
11	Worker Welfare Centre	0	0	0	0	0	0	0	0
Multisector Total		1545	13866	67	74	13	0	33	33
NGO & Multisector Total		75198	178750	12536	425	356	169	128	297
Sylhet Division									
1	Family Planning Association of Bangladesh (FPAB)	4080	14400	440	2	0	0	2	2
2	BAVS	440	5148	88	0	6	3	0	3
3	Marie Stopes Clinic	836	1228	58	9	6	0	8	8
4	BRAC	786	1848	400	5	9	0	0	0
5	CMH	310	1560	4	0	0	0	0	0
6	Shimantik	12544	15032	2698	47	35	7	23	30
7	BWHC	1314	4420	1165	2	0	0	0	0
8	RED CRESCENT SANGSTHA	91	64	6	0	0	0	0	0
9	R. H. Steps	366	792	10	0	0	0	0	0
10	VARD, SYLHET	0	0	0	0	0	0	0	0
11	Sylhet Samaj Kallyan Sangatha	2928	4104	2692	0	0	0	0	0
12	Surjer Hasi Network	604	1302	203	0	0	0	0	0
13	SUPPS	121	156	44	0	0	0	0	0
14	TIL Welfare Division	6	60	0	0	0	0	0	0
15	Govt. Labour Welfare Center	0	0	0	0	0	0	0	0
NGO Total		24426	50114	7808	65	56	10	33	43
1	BGB	0	0	0	0	0	0	0	0
2	Srama Kalyan Kendra	77	144	0	0	0	0	0	0
3	DGHS Health Clinic	678	796	45	77	3	0	0	0
Multisector Total		755	940	45	77	3	0	0	0
NGO & Multisector Total		25181	51054	7853	142	59	10	33	43
NGO & Multisector Grand Total of National		460716	1311893	109467	1613	1551	574	735	1309

Table -9: District wise Projection, Performance and Achievement Rate of Permanent and Long Acting Methods

District	Permanent Method (Cases)					IUD (Cases)					Implant (Cases)				
	Yearly Projection	Reporting Month		July'20 to May'21		Yearly Projection	Reporting Month		July'20 to May'21		Yearly Projection	Reporting Month		July'20 to May'21	
		Perform.	Achi. Rate(%)	Perform.	Achi. Rate(%)		Perform.	Achi. Rate(%)	Perform.	Achi. Rate(%)		Perform.	Achi. Rate(%)	Perform.	Achi. Rate(%)
Dinajpur	3851	199	62.0	3318	94.0	3257	107	39.4	2717	91.0	15257	305	24.0	13778	98.5
Thakurgaon	1910	71	44.6	1174	67.1	1843	45	29.3	785	46.5	5612	97	20.7	4566	88.8
Panchgarh	1127	33	35.1	658	63.7	1593	42	31.6	730	50.0	4361	30	8.3	2759	69.0
Nilphamari	2197	100	54.6	1290	64.1	2813	203	86.6	2077	80.5	5950	166	33.5	4523	82.9
Rangpur	3621	134	44.4	2285	68.8	5609	254	54.3	2790	54.3	10276	250	29.2	7977	84.7
Kurigram	2322	35	18.1	577	27.1	7436	226	36.5	2579	37.8	10058	133	15.9	4066	44.1
Gaibandha	3600	101	33.7	1724	52.2	6040	210	41.7	2411	43.5	10230	242	28.4	6247	66.6
Lalmonirhat	3208	56	20.9	922	31.4	5890	219	44.6	2182	40.4	8512	128	18.0	3396	43.5
Rangpur Div.	21836	729	40.1	11948	59.7	34481	1306	45.5	16271	51.5	70256	1351	23.1	47312	73.5
Bogura	3973	111	33.5	1855	50.9	5145	115	26.8	2169	46.0	15083	496	39.5	12094	87.5
Joipurhat	1021	34	40.0	924	98.7	1317	58	52.8	821	68.0	4803	115	28.7	4788	108.8
Naogaon	2078	59	34.1	1204	63.2	2031	93	54.9	1510	81.1	9455	134	17.0	6097	70.3
Chapai Nawabganj	2856	114	47.9	1682	64.2	2689	48	21.4	948	38.5	3520	32	10.9	1615	50.1
Rajshahi	4543	176	46.5	2434	58.4	6050	64	12.7	1208	21.8	9978	257	30.9	5801	63.4
Natore	3137	158	60.4	1994	69.3	2856	63	26.5	1130	43.2	7313	100	16.4	4843	72.2
Pabna	1844	29	18.9	374	22.1	4706	205	52.3	2697	62.5	5618	145	31.0	3647	70.8
Seraiganj	3100	57	22.1	957	33.7	8071	449	66.8	4892	66.1	8940	203	27.2	5082	62.0
Rajshahi Div.	22552	738	39.3	11424	55.3	32865	1095	40.0	15375	51.0	64710	1482	27.5	43967	74.1
Kushtia	1989	119	71.8	1524	83.6	2207	36	19.6	744	36.8	7075	117	19.8	151	2.3
Meherpur	907	31	41.0	596	71.7	542	20	44.3	256	51.3	1706	21	14.8	74	4.7
Chuadanga	1657	81	58.7	1239	81.6	1205	33	32.9	607	55.0	3757	80	25.6	181	5.3
Jhenaidaha	1977	140	85.0	1558	86.0	1701	78	55.0	1151	73.8	4717	138	35.1	177	4.1
Magura	1604	41	30.7	667	45.4	1461	48	39.4	800	59.7	3672	145	47.4	146	4.3
Narail	1000	23	27.6	377	41.1	1075	15	16.7	315	32.0	2700	29	12.9	76	3.1
Jashore	2496	74	35.6	1057	46.2	3461	74	25.7	1316	41.5	3620	209	69.3	357	10.8
Khulna	2704	128	56.8	1613	65.1	3097	224	86.8	2866	101.0	8067	268	39.9	442	6.0
Bagerhat	1859	40	25.8	624	36.6	2199	140	76.4	1450	71.9	4399	192	52.4	192	4.8
Satkhira	2208	63	34.2	879	43.4	1980	78	47.3	915	50.4	4427	122	33.1	73	1.8
Khulna Div.	18401	740	48.3	10134	60.1	18928	746	47.3	10419	60.0	44140	1321	35.9	1869	4.6
Barguna	1672	53	38.0	876	57.2	2340	33	16.9	687	32.0	5717	142	29.8	4097	78.2
Patuakhali	2441	85	41.8	1031	46.1	4037	172	51.1	1968	53.2	7056	298	50.7	6102	94.3
Barishal	2307	63	32.8	1266	59.9	3355	121	43.3	1873	60.9	5968	156	31.4	4416	80.7
Jhalakati	2022	18	10.7	349	18.8	1175	24	24.5	306	28.4	2329	64	33.0	1726	80.8
Bhola	2818	34	14.5	571	22.1	5215	68	15.6	1162	24.3	7518	154	24.6	2799	40.6
Pirojpur	2172	40	22.1	637	32.0	2939	72	29.4	1280	47.5	3187	77	29.0	2866	98.1
Barishal Div.	13432	293	26.2	4730	38.4	19061	490	30.8	7276	41.6	31775	891	33.6	22006	75.6

District	Permanent Method (Cases)					IUD (Cases)					Implant (Cases)				
	Yearly Projection	Reporting Month		July'20 to May'21		Yearly Projection	Reporting Month		July'20 to May'21		Yearly Projection	Reporting Month		July'20 to May'21	
		Perform.	Achi. Rate(%)	Perform.	Achi. Rate(%)		Perform.	Achi. Rate(%)	Perform.	Achi. Rate(%)		Perform.	Achi. Rate(%)	Perform.	Achi. Rate(%)
Gopalganj	2099	82	46.9	1122	58.3	1163	28	28.9	783	73.4	4190	216	61.9	2790	72.6
Madaripur	1218	32	31.5	626	56.1	1618	127	94.2	1293	87.2	5057	77	18.3	2550	55.0
Shariatpur	2470	8	3.9	510	22.5	2660	98	44.2	1301	53.4	3621	41	13.6	2305	69.4
Faridpur	3237	148	54.9	2060	69.4	2212	170	92.2	2607	128.6	6103	310	61.0	8100	144.8
Rajbari	1020	39	45.9	645	69.0	1010	124	147.3	1501	162.1	3520	199	67.8	3633	112.6
Dhaka	12800	672	63.0	8433	71.9	10729	927	103.7	10860	110.4	12795	702	65.8	11743	100.1
Gazipur	4980	33	8.0	622	13.6	6135	108	21.1	1559	27.7	7522	136	21.7	2944	42.7
Munshiganj	3604	75	25.0	826	25.0	3163	97	36.8	999	34.5	4829	137	34.0	2094	47.3
Narayanganj	3193	97	36.5	1901	64.9	10574	99	11.2	1646	17.0	10243	190	22.3	3900	41.5
Narshingdi	4516	212	56.3	2937	70.9	3681	210	68.5	2132	63.2	6081	162	32.0	3115	55.9
Manikganj	5162	321	74.6	2841	60.0	3373	63	22.4	774	25.0	5027	181	43.2	4008	87.0
Tangail	6903	184	32.0	2413	38.1	6979	243	41.8	3131	48.9	10073	402	47.9	8227	89.1
Kishoreganj	5326	62	14.0	1045	21.4	4815	137	34.1	1529	34.6	9456	304	38.6	5445	62.8
Dhaka Div.	56528	1965	41.7	25981	50.1	58112	2431	50.2	30115	56.5	88517	3057	41.4	60854	75.0
Jamalpur	2402	56	28.0	110	5.0	4438	48	13.0	583	14.3	8259	193	28.0	3832	50.6
Sherpur	2058	70	40.8	52	2.8	1957	331	203.0	3647	203.3	5832	395	81.3	8844	165.4
Mymensingh	7475	305	49.0	277	4.0	15271	247	19.4	3123	22.3	15025	395	31.5	8278	60.1
Netrokona	1855	72	46.6	64	3.8	2481	69	33.4	706	31.0	9006	227	30.2	5892	71.4
Mymensingh Div.	13790	503	43.8	503	4.0	24147	695	34.5	8059	36.4	38122	1210	38.1	26846	76.8
B. Baria	3018	34	13.5	5	0.2	4889	188	46.1	2186	48.8	8529	269	37.8	6342	81.1
Cumilla	5969	201	40.4	243	4.4	9394	606	77.4	7332	85.1	11247	380	40.5	9381	91.0
Chandpur	3228	99	36.8	143	4.8	4268	348	97.8	3636	92.9	7374	363	59.1	5987	88.6
Feni	2520	67	31.9	64	2.8	2987	195	78.3	2577	94.1	4679	157	40.3	3067	71.5
Noakhali	2568	118	55.1	162	6.9	3260	203	74.7	3093	103.5	9864	272	33.1	7420	82.1
Laxmipur	4427	47	12.7	58	1.4	7039	143	24.4	1672	25.9	8621	99	13.8	2850	36.1
Chattoqram	4983	193	46.5	251	5.5	9482	642	81.2	8490	97.7	15487	391	30.3	12542	88.3
Cox's Bazar	4192	42	12.0	54	1.4	4311	333	92.7	3858	97.6	10746	314	35.1	6842	69.5
Rangamati	1454	2	1.7	12	0.9	1114	61	65.7	816	79.9	2989	91	36.5	1998	72.9
Khagrachhari	2396	3	1.5	3	0.1	1140	76	80.0	1165	111.5	3315	23	8.3	2017	66.4
Bandarban	886	12	16.3	2	0.2	1818	79	52.1	1220	73.2	2581	177	82.3	1750	74.0
Chattoqram Div.	35641	818	27.5	997	3.1	49702	2874	69.4	36045	79.1	85432	2536	35.6	60196	76.9
Sylhet	3750	124	39.7	105	3.1	2200	154	84.0	1745	86.5	9000	120	16.0	5462	66.2
Habiganj	6384	371	69.7	40	0.7	3811	90	28.3	1486	42.5	6977	274	47.1	4261	66.6
Moulavibazar	3099	34	13.2	24	0.8	3326	156	56.3	1668	54.7	6066	203	40.2	3850	69.2
Sunamganj	5182	56	13.0	58	1.2	6781	93	16.5	1229	19.8	8453	326	46.3	7882	101.7
Sylhet Div.	18415	585	38.1	227	1.3	16118	493	36.7	6128	41.5	30496	923	36.3	21455	76.7
National	200595	6371	38.1	5974	3.2	253414	10130	48.0	129688	55.8	453448	12771	33.8	284505	68.4

Table-10: District wise Projection, Performance and Achievement Rate of Short Acting Methods

District	Injectables					Oral Pill					Condom				
	Yearly Projection	Reporting Month		July'20 to May'21		Yearly Projection	Reporting Month		July'20 to May'21		Yearly Projection	Reporting Month		July'20 to May'21	
		Perform. (in CYP)	Achi. Rate (%)	Perform.	Achi. Rate(%)		Perform. (in CYP)	Achi. Rate (%)	Perform.	Achi. Rate(%)		Perform. (in CYP)	Achi. Rate (%)	Perform.	Achi. Rate(%)
Dinaipur	124862	2921	28.1	33668	29.4	256295	8920	41.8	96345	41.0	46002	696	18.2	8199	19.4
Thakurgaon	57105	2388	50.2	26718	51.0	117216	3390	34.7	40046	37.3	21039	212	12.1	2463	12.8
Panchgarh	44094	2194	59.7	24740	61.2	90508	3986	52.8	44766	54.0	16245	229	16.9	2644	17.8
Nilphamari	77921	3378	52.0	38833	54.4	159943	4074	30.6	51290	35.0	28708	360	15.0	3916	14.9
Rangpur	121279	5147	50.9	60738	54.6	248941	7064	34.1	79710	34.9	44682	822	22.1	9143	22.3
Kurigram	101175	5503	65.3	60003	64.7	207675	8073	46.6	91040	47.8	37275	796	25.6	8916	26.1
Gaibandha	104087	6539	75.4	73304	76.8	213651	8360	47.0	89001	45.4	38348	994	31.1	11511	32.7
Lalmonirhat	52774	2784	63.3	31128	64.3	108325	2880	31.9	33265	33.5	19443	291	18.0	3224	18.1
Rangpur Div.	683296	30854	54.2	349132	55.7	1402554	46747	40.0	525463	40.9	251741	4400	21.0	50016	21.7
Bogura	145699	3772	31.1	43465	32.5	299066	8837	35.5	104271	38.0	53679	1943	43.4	21961	44.6
Joipurhat	40037	565	16.9	6884	18.8	82181	2060	30.1	24256	32.2	14750	263	21.4	3360	24.8
Noagaon	110993	2198	23.8	26403	26.0	227829	8140	42.9	93190	44.6	40892	888	26.1	10547	28.1
Nawabganj	70947	1354	22.9	18631	28.6	145628	897	7.4	23428	17.6	26138	820	37.6	10118	42.2
Raishahi	115903	3521	36.5	42017	39.5	237907	4168	21.0	57429	26.3	42701	1866	52.4	22203	56.7
Natore	77696	1526	23.6	21298	29.9	159481	2709	20.4	50398	34.5	28625	847	35.5	11110	42.3
Pabna	110935	3584	38.8	47690	46.9	227709	8146	42.9	102380	49.0	40871	1130	33.2	13857	37.0
Seraiganj	123356	5458	53.1	62849	55.6	253204	9150	43.4	114137	49.2	45447	1663	43.9	19806	47.5
Rajshahi Div.	795566	21978	33.2	269237	36.9	1633004	44107	32.4	569489	38.0	293103	9420	38.6	112962	42.0
Kushtia	86570	2928	40.6	33407	42.1	177697	5679	38.4	60842	37.4	31894	1030	38.8	11603	39.7
Meherpur	30652	1837	71.9	21002	74.7	62917	1242	23.7	13767	23.9	11293	339	36.0	3979	38.4
Chuadanga	48462	2032	50.3	24821	55.9	99475	2517	30.4	28225	31.0	17855	368	24.7	4689	28.6
Jhenaidaha	73673	1663	27.1	19853	29.4	151224	4109	32.6	46454	33.5	27143	537	23.7	6524	26.2
Magura	36637	1047	34.3	12529	37.3	75203	2896	46.2	30285	43.9	13498	336	29.9	3713	30.0
Narail	29508	793	32.2	9571	35.4	60569	2000	39.6	20978	37.8	10871	337	37.2	4169	41.8
Jashore	115970	5312	55.0	60219	56.6	238045	7104	35.8	76824	35.2	42726	1442	40.5	16223	41.4
Khulna	94014	3657	46.7	40410	46.9	192977	8456	52.6	92771	52.4	34637	1505	52.1	17207	54.2
Bagerhat	58241	1807	37.2	19685	36.9	119547	5301	53.2	57579	52.5	21457	679	38.0	7915	40.2
Satkhira	82439	2464	35.9	27952	37.0	169217	6640	47.1	77891	50.2	30372	913	36.1	11271	40.5
Khulna Div.	656168	23540	43.0	269449	44.8	1346871	45944	40.9	505616	41.0	241746	7486	37.2	87293	39.4
Barguna	37401	1726	55.4	19950	58.2	76770	3147	49.2	34562	49.1	13779	208	18.1	2471	19.6
Patuakhali	63946	3463	65.0	39116	66.7	131258	5283	48.3	59570	49.5	23559	376	19.2	4348	20.1
Barishal	80113	3662	54.9	44334	60.4	164442	5693	41.5	65623	43.5	29515	704	28.6	8032	29.7
Jhalakati	21818	791	43.5	8911	44.6	44783	1298	34.8	15613	38.0	8038	156	23.3	1766	24.0
Bhola	69787	6866	118.1	74575	116.6	143247	2958	24.8	35441	27.0	25711	288	13.4	3325	14.1
Pirojpur	38471	1753	54.7	19573	55.5	78967	4448	67.6	47995	66.3	14174	475	40.2	5327	41.0
Barishal Div.	311535	18261	70.3	206459	72.3	639467	22827	42.8	258804	44.2	114776	2207	23.1	25269	24.0

District	Injectables					Oral Pill					Condom				
	Yearly Projection	Reporting Month		July'20 to May'21		Yearly Projection	Reporting Month		July'20 to May'21		Yearly Projection	Reporting Month		July'20 to May'21	
		Perform. (in CYP)	Achi. Rate (%)	Perform.	Achi. Rate(%)		Perform. (in CYP)	Achi. Rate (%)	Perform.	Achi. Rate(%)		Perform. (in CYP)	Achi. Rate (%)	Perform.	Achi. Rate(%)
Gopalganj	41528	978	28.3	12802	33.6	85242	3980	56.0	43314	55.4	15300	502	39.4	5832	41.6
Madaripur	44255	1681	45.6	19610	48.3	90840	3412	45.1	35595	42.7	16305	395	29.1	4316	28.9
Shariatpur	40587	976	28.9	11638	31.3	83311	2187	31.5	26269	34.4	14953	314	25.2	3682	26.9
Faridpur	74597	1964	31.6	22184	32.4	153121	5357	42.0	58201	41.5	27483	971	42.4	11332	45.0
Rajbari	43921	1639	44.8	18152	45.1	90154	3179	42.3	31963	38.7	16181	675	50.1	7170	48.3
Dhaka	138295	7036	61.1	87907	69.3	283869	13108	55.4	152846	58.7	50951	3085	72.7	35436	75.9
Gazipur	79864	1556	23.4	19006	26.0	163932	6796	49.7	72306	48.1	29424	963	39.3	11749	43.6
Munshiganj	56960	1028	21.7	11740	22.5	116917	3910	40.1	44874	41.9	20985	536	30.7	6126	31.8
Narayanganj	100973	51475	611.7	92838	100.3	207260	8517	49.3	96282	50.7	37201	1132	36.5	13209	38.7
Narshingdi	82875	3505	50.8	40551	53.4	170113	6514	46.0	71793	46.0	30533	858	33.7	9756	34.9
Manikganj	57679	1123	23.4	13531	25.6	118393	3315	33.6	40156	37.0	21250	578	32.6	7481	38.4
Tangail	160537	4673	34.9	53402	36.3	329523	6115	22.3	95174	31.5	59145	1415	28.7	16070	29.6
Kishoreganj	106430	3211	36.2	37547	38.5	218462	7391	40.6	87482	43.7	39211	1043	31.9	12036	33.5
Dhaka Div.	1028502	80845	94.3	440908	46.8	2111135	73781	41.9	856255	44.2	378922	12467	39.5	144195	41.5
Jamalpur	92055	1981	25.8	24907	29.5	188955	4517	28.7	53269	30.8	33915	533	18.9	6441	20.7
Sherpur	60391	5625	111.8	62314	112.6	123961	14469	140.1	222070	195.4	22249	1766	95.2	19111	93.7
Mymensingh	197852	2634	16.0	33190	18.3	406117	7281	21.5	101726	27.3	72893	1023	16.8	12783	19.1
Netrokona	79013	3278	49.8	35987	49.7	162184	7171	53.1	95713	64.4	29110	826	34.1	9171	34.4
Mymensingh Div.	429311	13518	37.8	156398	39.7	881217	33438	45.5	472778	58.5	158167	4148	31.5	47506	32.8
B. Baria	102750	2884	33.7	31635	33.6	210908	5545	31.5	62587	32.4	37855	829	26.3	9507	27.4
Cumilla	212139	7814	44.2	84426	43.4	435444	11483	31.6	127139	31.9	78157	1582	24.3	17381	24.3
Chandpur	89117	3426	46.1	37369	45.7	182925	4670	30.6	52235	31.2	32833	396	14.5	4698	15.6
Feni	52811	2070	47.0	23306	48.1	108402	2850	31.5	31008	31.2	19457	491	30.3	5426	30.4
Noakhali	110735	3745	40.6	39561	39.0	227298	5152	27.2	55178	26.5	40797	737	21.7	7971	21.3
Laxmipur	63330	3684	69.8	39905	68.7	129993	2411	22.3	26754	22.5	23332	204	10.5	2282	10.7
Chattogram	200705	4969	29.7	59954	32.6	411974	10101	29.4	119996	31.8	73944	1455	23.6	17891	26.4
Cox's Bazar	79703	4493	67.6	55109	75.4	163600	5217	38.3	59611	39.7	29364	572	23.4	6499	24.1
Rangamati	19405	746	46.1	7614	42.8	39831	2384	71.8	26095	71.5	7149	290	48.7	3109	47.4
Khagrachhari	21543	878	48.9	9217	46.7	44219	2513	68.2	27100	66.9	7937	208	31.4	2276	31.3
Bandarban	13835	729	63.2	6992	55.1	28397	1367	57.8	15965	61.3	5097	198	46.6	2385	51.0
Chattogram Div.	966073	35438	44.0	395088	44.6	1982991	53693	32.5	603668	33.2	355922	6962	23.5	79425	24.3
Sylhet	113519	6029	63.7	65626	63.1	233014	7390	38.1	73733	34.5	41823	1707	49.0	18602	48.5
Habiganj	74321	1467	23.7	15630	22.9	152554	5893	46.4	60889	43.5	27382	437	19.2	4896	19.5
Moulavibazar	63803	1722	32.4	18775	32.1	130965	4084	37.4	42171	35.1	23506	463	23.6	4977	23.1
Sunamganj	75742	2245	35.6	26027	37.5	155470	6337	48.9	67887	47.6	27905	905	38.9	10240	40.0
Sylhet Div.	327386	11463	42.0	126058	42.0	672002	23704	42.3	244680	39.7	120616	3512	34.9	38715	35.0
National	5197836	235897	54.5	2212729	46.4	10669243	344241	38.7	4036753	41.3	1914992	50602	31.7	585381	33.3

Table -11: Method wise Users (Normal & Postpartum as Old, New, Dropout, Postpartum Expire) and CAR by District at the end of May 2021

Name of District	Total Eligible Couple	Oral Pill											Total Oral Pill
		Normal					Postpartum					Postpartum Expire	
		Old	New	Total	Dropout		Old	New	Total	Dropout			
					No Method	Switch Over				No Method	Switch Over		
Dinajpur	668233	254418	1329	255747	950	645	16289	1079	17368	158	141	662	273115
Thakurgaon	305971	114415	633	115048	378	265	5036	304	5340	22	18	312	120388
Panchgarh	237233	96903	680	97583	509	441	3897	349	4246	32	27	229	101829
Nilphamari	415452	158299	853	159152	569	448	7641	505	8146	51	59	348	167298
Rangpur	647095	231741	1516	233257	1168	616	11259	556	11815	99	116	287	245072
Kurigram	540375	197481	1336	198817	815	590	7928	577	8505	71	95	384	207322
Gaibandha	556131	208334	1502	209836	859	822	6040	459	6499	101	74	233	216335
Lalmonirhat	282230	96136	677	96813	374	225	4779	271	5050	38	35	193	101863
Rangpur Div.	3652720	1357727	8526	1366253	5622	4052	62869	4100	66969	572	565	2648	1433222
Bogura	775977	300473	1810	302283	1297	992	12845	921	13766	217	124	1555	316049
Joipurhat	214361	81513	546	82059	353	165	3301	238	3539	12	39	166	85598
Naogaon	594141	248963	1424	250387	1014	595	9036	640	9676	87	42	450	260063
Chapai Nawabganj	380596	136487	730	137217	482	296	5002	334	5336	24	49	221	142553
Rajshahi	621101	200505	2153	202658	1232	1130	10186	707	10893	195	205	257	213551
Natore	415405	156975	1193	158168	695	436	7555	500	8055	47	92	333	166223
Pabna	592904	209734	1331	211065	802	459	8586	572	9158	54	86	310	220223
Seraiganj	665309	251331	1500	252831	968	723	16489	880	17369	76	102	574	270200
Rajshahi Div.	4259794	1585981	10687	1596668	6843	4796	73000	4792	77792	712	739	3866	1674460
Kustia	462408	145874	914	146788	585	370	6781	526	7307	55	85	311	154095
Meherpur	162735	45043	242	45285	159	114	1125	82	1207	5	6	45	46492
Chuadanga	260628	89209	570	89779	422	265	4182	342	4524	13	48	169	94303
Jhenaidaha	394919	147994	759	148753	1503	324	5388	373	5761	83	61	171	154514
Magura	193510	71713	432	72145	350	182	4352	327	4679	49	30	171	76824
Narail	155039	59064	562	59626	277	128	2049	144	2193	31	30	65	61819
Jashore	618315	186361	887	187248	595	365	7053	444	7497	83	101	252	194745
Khulna	500516	177345	2685	180030	801	643	5461	402	5863	76	73	165	185893
Bagerhat	304383	114485	875	115360	1806	413	5946	414	6360	86	83	176	121720
Satkhira	440203	172333	1050	173383	733	448	5731	412	6143	46	61	303	179526
Khulna Div.	3492656	1209421	8976	1218397	7231	3252	48068	3466	51534	527	578	1828	1269931
Barguna	198745	64479	1135	65614	505	543	5330	327	5657	57	100	178	71271
Patuakhali	341745	113755	824	114579	545	345	7697	402	8099	64	117	188	122678
Barishal	427589	151867	1175	153042	844	442	8219	454	8673	94	67	275	161715
Jhalakati	115623	39869	328	40197	233	104	2088	155	2243	55	42	61	42440
Bhola	373073	107784	764	108548	2022	380	8675	544	9219	53	35	449	117767
Pirojpur	206315	76080	647	76727	558	330	6595	497	7092	52	59	302	83819
Barishal Div.	1663090	553834	4873	558707	4707	2144	38604	2379	40983	375	420	1453	599690

Name of District	Total E. Couple	Oral Pill											Total Oral Pill
		Normal					Postpartum						
		Old	New	Total	Dropout		Old	New	Total	Dropout		Postpartum Expire	
					No Method	Switch Over				No Method	Switch Over		
Gopalganj	222440	86560	564	87124	347	243	3704	172	3876	28	33	89	91000
Madaripur	235209	83166	444	83610	337	178	4362	290	4652	44	36	166	88262
Shariatpur	216727	72524	427	72951	280	138	4795	253	5048	53	38	149	77999
Faridpur	398354	132533	1190	133723	743	509	5892	418	6310	164	102	202	140033
Rajbari	236084	79896	623	80519	373	302	4228	308	4536	74	55	159	85055
Dhaka	740892	239419	1653	241072	959	610	10085	743	10828	108	131	318	251900
Gazipur	427963	174305	650	174955	568	245	6870	421	7291	40	39	226	182246
Munshiganj	303607	104743	501	105244	345	198	5979	300	6279	47	57	222	111523
Narayanganj	537313	196030	1540	197570	979	579	9753	657	10410	109	99	370	207980
Narsingdi	428763	151711	1111	152822	563	444	7271	449	7720	108	53	254	160542
Manikganj	308944	105886	721	106607	1775	263	5003	418	5421	64	47	258	112028
Tangail	850708	331516	1294	332810	1263	527	10838	731	11569	391	104	432	344379
Kishoreganj	569587	219653	2329	221982	1516	656	11445	622	12067	189	135	246	234049
Dhaka Div.	5476591	1977942	13047	1990989	10048	4892	90225	5782	96007	1419	929	3091	2086996
Jamalpur	491275	174279	747	175026	551	407	8683	470	9153	60	51	211	184179
Sherpur	323510	123585	1050	124635	711	446	5496	335	5831	49	35	194	130466
Mymensingh	1061977	479190	2966	482156	2191	1091	28801	1908	30709	129	144	1211	512865
Netrokona	423215	175014	1142	176156	665	476	9209	560	9769	86	59	333	185925
Mymensingh Div.	2299977	952068	5905	957973	4118	2420	52189	3273	55462	324	289	1949	1013435
Brahmanbaria	537814	156853	1106	157959	1002	361	13348	736	14084	336	56	1556	172043
Cumilla	1128705	378190	2220	380410	2693	936	27477	1530	29007	241	194	832	409417
Chandpur	476842	170036	807	170843	754	381	12852	763	13615	101	75	466	184458
Feni	284599	83016	643	83659	359	265	6547	345	6892	78	99	65	90551
Noakhali	592673	188316	960	189276	850	315	14041	643	14684	113	97	277	203960
Lakshmipur	330387	100415	513	100928	365	159	6923	298	7221	49	25	173	108149
Chattogram	1069810	388482	2182	390664	1447	868	21221	1048	22269	218	133	541	412933
Cox's Bazar	430670	138954	992	139946	726	340	13801	545	14346	114	106	278	154292
Rangamati	101054	38631	257	38888	161	73	1066	109	1175	4	31	64	40063
Khagrachhari	115000	46248	379	46627	188	70	1789	144	1933	31	19	87	48560
Bandarban	73997	21944	387	22331	217	213	2595	252	2847	36	64	90	25178
Chattogram Div.	5141551	1711085	10446	1721531	8762	3981	121660	6413	128073	1321	899	4429	1849604
Sylhet	601278	171812	1775	173587	2235	329	13424	655	14079	160	63	288	187666
Habiganj	398123	147674	1140	148814	982	265	11694	652	12346	152	61	350	161160
Moulavi Bazar	341717	116842	1171	118013	741	448	6885	727	7612	98	78	253	125625
Sunamganj	407656	130965	1662	132627	1250	609	13319	811	14130	261	126	424	146757
Sylhet Div.	1748774	567293	5748	573041	5208	1651	45322	2845	48167	671	328	1315	621208
National	27735153	9915351	68208	9983559	52539	27188	531937	33050	564987	5921	4747	20579	10548546

Name of District	Condom											Total Condom
	Normal					Postpartum					Postpartum Expire	
	Old	New	Total	Drop out		Old	New	Total	Drop out			
				No Methd	Switch Over				No Methd	Switch Over		
Dinajpur	30278	363	30641	269	153	2144	152	2296	22	33	101	32937
Thakurgaon	10109	99	10208	70	40	483	25	508	2	4	11	10716
Panchgarh	7569	159	7728	78	28	531	39	570	14	7	18	8298
Nilphamari	13237	136	13373	85	90	991	65	1056	17	26	36	14429
Rangpur	29617	478	30095	210	114	1944	189	2133	35	60	36	32228
Kurigram	23703	626	24329	308	126	1643	96	1739	27	11	48	26068
Gaibandha	26168	391	26559	277	134	1481	90	1571	38	11	30	28130
Lalmonirhat	8164	108	8272	137	38	815	36	851	4	4	32	9123
Rangpur Div.	148845	2360	151205	1434	723	10032	692	10724	159	156	312	161929
Bogura	57363	595	57958	289	440	2324	141	2465	18	27	108	60423
Joipurhat	14179	128	14307	51	54	749	29	778	8	9	45	15085
Naogaon	31870	403	32273	723	125	1831	123	1954	14	18	91	34227
Nawabganj	42888	324	43212	219	101	2430	156	2586	15	16	147	45798
Rajshahi	75879	1785	77664	909	745	6227	649	6876	279	267	89	84540
Natore	36666	503	37169	237	158	2057	117	2174	82	47	69	39343
Pabna	46554	351	46905	243	97	2564	104	2668	16	11	79	49573
Serajganj	60496	482	60978	319	136	4534	157	4691	39	38	100	65669
Rajshahi Div.	365895	4571	370466	2990	1856	22716	1476	24192	471	433	728	394658
Kustia	50547	511	51058	242	143	2882	171	3053	34	22	94	54111
Meherpur	14993	121	15114	57	49	627	46	673	6	3	16	15787
Chuadanga	18562	157	18719	99	45	1002	52	1054	6	14	474	19773
Jhenaidaha	28989	268	29257	148	64	1816	129	1945	307	25	49	31202
Magura	11858	124	11982	80	39	1101	53	1154	19	33	23	13136
Narail	12737	119	12856	90	40	629	27	656	17	7	5	13512
Jashore	51985	434	52419	265	144	2995	141	3136	31	33	105	55555
Khulna	52238	1012	53250	595	131	1932	94	2026	34	27	52	55276
Bagerhat	20733	369	21102	212	130	1404	88	1492	34	25	18	22594
Satkhira	28105	270	28375	151	131	1624	89	1713	25	11	80	30088
Khulna Div.	290747	3385	294132	1939	916	16012	890	16902	513	200	916	311034
Barguna	5326	184	5510	94	89	604	36	640	7	12	10	6150
Patuakhali	12424	198	12622	105	80	1168	55	1223	18	18	11	13845
Barishal	25962	311	26273	240	189	2158	113	2271	27	18	50	28544
Jhalakati	6026	88	6114	73	31	457	38	495	14	13	4	6609
Bhola	12711	230	12941	204	78	793	49	842	8	5	15	13783
Pirojpur	10719	159	10878	112	60	837	61	898	14	5	33	11776
Barishal Div.	73168	1170	74338	828	527	6017	352	6369	88	71	123	80707

Name of District	Condom											Total Condom
	Normal					Postpartum					Postpartum Expire	
	Old	New	Total	Drop out		Old	New	Total	Drop out			
				No Methd	Switch Over				No Methd	Switch Over		
Gopalganj	22199	268	22467	217	105	1586	77	1663	20	16	50	24130
Madaripur	15148	138	15286	113	33	1610	69	1679	22	16	22	16965
Shariatpur	18253	215	18468	100	44	1497	44	1541	15	8	38	20009
Faridpur	42593	545	43138	238	151	2572	203	2775	60	28	91	45913
Rajbari	19742	310	20052	145	51	1391	81	1472	41	11	35	21524
Dhaka	75570	613	76183	345	187	5065	281	5346	44	47	166	81529
Gazipur	33404	211	33615	141	57	2172	71	2243	20	15	30	35858
Munshiganj	28931	209	29140	125	74	2468	100	2568	13	16	58	31708
Narayanganj	39559	441	40000	348	222	3675	174	3849	51	47	123	43849
Narshingdi	30427	476	30903	203	111	2695	124	2819	25	22	64	33722
Manikganj	29541	294	29835	202	100	1696	146	1842	17	14	75	31677
Tangail	65454	494	65948	298	123	3095	181	3276	55	34	65	69224
Kishoreganj	31025	651	31676	432	388	3071	212	3283	93	61	65	34959
Dhaka Div.	451846	4865	456711	2907	1646	32593	1763	34356	476	335	882	491067
Jamalpur	27293	175	27468	100	52	1803	83	1886	15	9	20	29354
Sherpur	15523	159	15682	80	30	894	30	924	11	19	34	16606
Mymensingh	47299	658	47957	444	238	4149	303	4452	33	21	114	52409
Netrokona	15140	256	15396	181	98	1659	78	1737	20	13	59	17133
Mymensingh Div.	105255	1248	106503	805	418	8505	494	8999	79	62	227	115502
Brahmanbaria	33530	322	33852	407	75	2821	141	2962	182	14	58	36814
Cumilla	67098	680	67778	485	221	6929	374	7303	92	53	199	75081
Chandpur	22745	240	22985	163	85	2325	128	2453	12	21	41	25438
Feni	18922	212	19134	160	95	2270	117	2387	18	19	26	21521
Noakhali	37949	266	38215	318	57	4305	168	4473	47	12	34	42688
Lakshmipur	15310	118	15428	91	30	1601	69	1670	10	15	44	17098
Chattogram	74368	749	75117	477	239	6982	306	7288	67	46	174	82405
Cox's Bazar	19774	256	20030	159	68	2636	129	2765	29	13	26	22795
Rangamati	6114	67	6181	29	17	299	8	307	3	0	9	6488
Khagrachhari	3708	37	3745	18	14	237	12	249	1	3	4	3994
Bandarban	3600	142	3742	126	61	444	50	494	14	9	6	4236
Chattogram Div.	303118	3089	306207	2433	962	30849	1502	32351	475	205	621	338558
Sylhet	52157	625	52782	1095	74	4834	200	5034	45	17	58	57816
Habiganj	21363	256	21619	232	50	2520	110	2630	33	7	30	24249
Moulavi Bazar	18135	276	18411	193	91	1402	147	1549	24	15	22	19960
Sunamganj	24844	608	25452	498	191	3907	274	4181	110	35	114	29633
Sylhet Div.	116499	1765	118264	2018	406	12663	731	13394	212	74	224	131658
National	1855373	22453	1877826	15354	7454	139387	7900	147287	2473	1536	4033	2025113

Name of District	Injectable											Total Injectable
	Normal					Postpartum					Postpartum Expire	
	Old	New	Total	Drop out		Old	New	Total	Drop out			
				No Methd	Switch Over				No Methd	Switch Over		
Dinajpur	69127	471	69598	325	338	3034	150	3184	27	35	118	72782
Thakurgaon	58045	269	58314	217	311	1378	51	1429	10	5	37	59743
Panchgarh	39335	326	39661	268	267	852	43	895	9	7	48	40556
Nilphamari	68200	433	68633	258	304	2785	138	2923	23	28	90	71556
Rangpur	104005	732	104737	510	684	3657	173	3830	65	105	74	108567
Kurigram	107872	894	108766	612	565	2104	114	2218	23	411	66	110984
Gaibandha	95438	976	96414	727	554	2393	101	2494	60	21	71	98908
Lalmonirhat	57291	376	57667	222	203	1509	60	1569	14	12	95	59236
Rangpur Div.	599313	4477	603790	3139	3226	17712	830	18542	231	624	599	622332
Bogura	103427	665	104092	437	361	2904	159	3063	15	21	127	107155
Joipurhat	23593	131	23724	61	56	559	26	585	5	6	12	24309
Naogaon	53987	506	54493	326	257	1507	65	1572	15	39	58	56065
Nawabganj	51303	253	51556	222	185	1218	45	1263	21	10	49	52819
Rajshahi	86158	1381	87539	693	812	4235	337	4572	123	135	55	92111
Natore	45553	504	46057	232	301	1472	72	1544	18	33	41	47601
Pabna	100629	365	100994	296	176	2809	71	2880	13	16	58	103874
Serajganj	117467	737	118204	348	314	4599	120	4719	40	34	123	122923
Rajshahi Div.	582117	4542	586659	2615	2462	19303	895	20198	250	294	523	606857
Kustia	70123	476	70599	198	237	2215	92	2307	19	13	70	72906
Meherpur	34218	158	34376	78	126	494	46	540	0	2	13	34916
Chuadanga	51228	269	51497	168	193	1316	82	1398	10	24	48	52895
Jhenaidaha	48140	285	48425	173	164	1578	65	1643	21	37	23	50068
Magura	25392	193	25585	96	104	1456	52	1508	3	2	44	27093
Narail	17502	125	17627	81	74	416	12	428	2	6	4	18055
Jashore	123874	463	124337	355	294	3140	83	3223	17	29	66	127560
Khulna	67775	1000	68775	506	375	1609	71	1680	16	15	24	70455
Bagerhat	40839	437	41276	281	241	1374	69	1443	15	16	21	42719
Satkhira	64894	356	65250	193	162	1260	53	1313	10	7	55	66563
Khulna Div.	543985	3762	547747	2129	1970	14858	625	15483	113	151	368	563230
Barguna	37120	590	37710	310	326	1593	63	1656	49	21	34	39366
Patuakhali	70159	495	70654	278	1581	2621	107	2728	66	29	76	73382
Barishal	62105	589	62694	436	316	2791	104	2895	34	15	68	65589
Jhalakati	15977	165	16142	125	45	462	39	501	20	15	14	16643
Bhola	111466	666	112132	774	644	3707	151	3858	27	43	111	115990
Pirojpur	28443	318	28761	242	154	1038	44	1082	12	8	44	29843
Barishal Div.	325270	2823	328093	2165	3066	12212	508	12720	208	131	347	340813

Name of District	Injectable											Total Injectable
	Normal					Postpartum						
	Old	New	Total	Drop out		Old	New	Total	Drop out		Postpartum Expire	
				No Methd	Switch Over				No Methd	Switch Over		
Gopalganj	21363	260	21623	142	77	917	27	944	3	3	16	22567
Madaripur	34762	189	34951	137	111	1620	36	1656	17	22	34	36607
Shariatpur	30481	184	30665	186	98	1412	29	1441	11	1	22	32106
Faridpur	43904	489	44393	259	204	1078	58	1136	35	21	37	45529
Rajbari	31994	252	32246	170	145	1122	40	1162	9	10	25	33408
Dhaka	91343	590	91933	307	243	3757	132	3889	51	31	74	95822
Gazipur	40318	222	40540	135	66	1192	38	1230	1	4	28	41770
Munshiganj	31737	134	31871	119	92	1546	38	1584	39	9	23	33455
Narayanganj	71501	644	72145	381	277	3071	89	3160	29	23	88	75305
Narshingdi	64190	436	64626	315	407	2662	96	2758	52	36	44	67384
Manikganj	34932	306	35238	222	126	1141	54	1195	11	10	24	36433
Tangail	99551	515	100066	453	248	2124	71	2195	36	15	55	102261
Kishoreganj	65130	908	66038	550	529	3154	167	3321	61	53	54	69359
Dhaka Div.	661206	5129	666335	3376	2623	24796	875	25671	355	238	524	692006
Jamalpur	85390	274	85664	264	161	2588	75	2663	22	5	38	88327
Sherpur	51782	207	51989	187	121	1328	35	1363	12	21	47	53352
Mymensingh	118497	950	119447	665	488	5927	213	6140	92	25	198	125587
Netrokona	47808	416	48224	296	252	3221	108	3329	33	11	77	51553
Mymensingh Div.	303477	1847	305324	1412	1022	13064	431	13495	159	62	360	318819
Brahmanbaria	68652	412	69064	555	131	3800	123	3923	107	8	75	72987
Cumilla	172743	951	173694	737	451	8725	375	9100	87	60	141	182794
Chandpur	73932	383	74315	330	231	3287	124	3411	14	32	88	77726
Feni	39093	309	39402	217	130	2309	92	2401	22	12	22	41803
Noakhali	93666	418	94084	421	123	6433	168	6601	39	17	84	100685
Lakshmipur	68365	299	68664	213	66	3752	195	3947	20	7	89	72611
Chattogram	112927	847	113774	601	393	7080	226	7306	55	38	129	121080
Cox's Bazar	87705	752	88457	515	266	7579	273	7852	66	55	136	96309
Rangamati	13268	88	13356	71	62	389	10	399	3	0	8	13755
Khagrachhari	16538	83	16621	67	48	502	5	507	3	2	6	17128
Bandarban	11475	174	11649	189	102	862	45	907	15	10	13	12556
Chattogram Div.	758364	4716	763080	3916	2003	44718	1636	46354	431	241	791	809434
Sylhet	97125	712	97837	553	104	5921	133	6054	68	29	67	103891
Habiganj	41910	270	42180	302	95	3377	70	3447	10	3	25	45627
Moulavi Bazar	39343	276	39619	286	129	1432	47	1479	15	13	13	41098
Sunamganj	46948	637	47585	444	225	3848	152	4000	36	20	51	51585
Sylhet Div.	225326	1895	227221	1585	553	14578	402	14980	129	65	156	242201
National	3999058	29191	4028249	20337	16925	161241	6202	167443	1876	1806	3668	4195692

Name of District	IUD											Total IUD
	Normal					Postpartum						
	Old	New	Total	Drop out		Old	New	Total	Drop out		Postpartum Expire	
				No Methd	Switch Over				No Methd	Switch Over		
Dinajpur	9995	60	10055	35	34	340	14	354	4	3	10	10409
Thakurgaon	1794	6	1800	6	1	69	3	72	0	0	2	1872
Panchgarh	3962	10	3972	8	9	55	0	55	1	0	1	4027
Nilphamari	5532	41	5573	25	31	231	4	235	0	1	5	5808
Rangpur	13191	52	13243	67	14	547	4	551	2	1	9	13794
Kurigram	11605	92	11697	48	33	166	6	172	3	1	4	11869
Gaibandha	17067	54	17121	114	46	297	3	300	3	0	6	17421
Lalmonirhat	2602	32	2634	105	32	141	8	149	1	2	2	2783
Rangpur Div.	65748	347	66095	408	200	1846	42	1888	14	8	39	67983
Bogrua	19185	41	19226	64	25	226	7	233	5	0	6	19459
Joipurhat	3092	19	3111	4	9	48	0	48	0	0	2	3159
Naogaon	10105	42	10147	38	22	239	12	251	89	0	10	10398
Nawabganj	5280	22	5302	12	7	158	2	160	2	0	4	5462
Rajshahi	7089	35	7124	25	20	198	4	202	1	1	5	7326
Natore	7649	32	7681	19	17	168	9	177	3	3	7	7858
Pabna	21402	45	21447	76	18	204	10	214	15	1	2	21661
Serajganj	20445	149	20594	68	36	1481	9	1490	5	1	3	22084
Rajshahi Div.	94247	385	94632	306	154	2722	53	2775	120	6	39	97407
Kustia	4736	12	4748	14	10	63	2	65	1	0	3	4813
Meherpur	2040	1	2041	4	5	27	0	27	0	0	2	2068
Chuadanga	4410	22	4432	16	8	100	5	105	0	0	2	4537
Jhenaidaha	7213	21	7234	27	12	154	2	156	0	0	2	7390
Magura	3764	30	3794	6	10	175	7	182	7	0	1	3976
Narail	4380	4	4384	29	5	45	0	45	0	1	1	4429
Jashore	16767	36	16803	33	19	346	4	350	1	2	7	17153
Khulna	12739	56	12795	50	25	456	9	465	228	2	10	13260
Bagerhat	9670	38	9708	37	15	381	3	384	0	0	1	10092
Satkhira	9467	22	9489	17	4	428	2	430	1	2	5	9919
Khulna Div.	75186	242	75428	233	113	2175	34	2209	238	7	34	77637
Barguna	4285	29	4314	21	14	116	1	117	2	1	1	4431
Patuakhali	8162	40	8202	30	22	445	8	453	2	0	7	8655
Barishal	12021	36	12057	47	20	379	3	382	0	0	5	12439
Jhalakati	4479	10	4489	19	11	85	4	89	2	2	2	4578
Bhola	10788	31	10819	18	12	278	9	287	0	0	3	11106
Pirojpur	9055	30	9085	36	26	231	4	235	0	2	5	9320
Barishal Div.	48790	176	48966	171	105	1534	29	1563	6	5	23	50529

Name of District	IUD											Total IUD
	Normal					Postpartum						
	Old	New	Total	Drop out		Old	New	Total	Drop out		Postpartum Expire	
				No Methd	Switch Over				No Methd	Switch Over		
Gopalganj	4362	9	4371	14	4	102	1	103	0	0	4	4474
Madaripur	7396	43	7439	27	10	272	7	279	0	0	4	7718
Shariatpur	8987	42	9029	37	12	272	1	273	4	2	8	9302
Faridpur	14399	75	14474	65	20	298	10	308	2	1	23	14782
Rajbari	5965	25	5990	25	14	97	0	97	1	1	3	6087
Dhaka	21037	85	21122	40	23	782	21	803	3	2	9	21925
Gazipur	8915	21	8936	19	6	139	4	143	1	0	0	9079
Munshiganj	7430	13	7443	43	17	349	4	353	3	2	11	7796
Narayanganj	11494	41	11535	45	24	398	5	403	4	2	2	11938
Narshingdi	14872	34	14906	27	22	430	7	437	2	1	6	15343
Manikganj	6976	23	6999	21	15	89	3	92	0	0	7	7091
Tangail	20345	81	20426	72	25	311	4	315	3	5	5	20741
Kishoreganj	19042	73	19115	70	45	671	15	686	3	7	3	19801
Dhaka Div.	151220	565	151785	505	237	4210	82	4292	26	23	85	156077
Jamalpur	14599	29	14628	24	11	254	3	257	5	0	3	14885
Sherpur	6766	11	6777	12	9	61	4	65	0	0	3	6842
Mymensingh	21648	66	21714	42	41	625	7	632	12	2	3	22346
Netrokona	7618	19	7637	30	14	389	1	390	2	1	1	8027
Mymensingh Div.	50631	125	50756	108	75	1329	15	1344	19	3	10	52100
Brahmanbaria	17443	39	17482	140	31	610	14	624	3	1	9	18106
Cumilla	36843	208	37051	142	50	1998	95	2093	25	18	30	39144
Chandpur	12777	72	12849	62	44	1211	36	1247	2	7	25	14096
Feni	9934	48	9982	30	17	850	68	918	1	1	3	10900
Noakhali	18073	54	18127	66	10	1343	13	1356	3	2	12	19483
Lakshmipur	8007	15	8022	52	5	442	9	451	3	0	7	8473
Chattogram	41629	129	41758	155	53	1803	39	1842	4	2	31	43600
Cox's Bazar	11537	22	11559	50	7	1309	32	1341	3	0	14	12900
Rangamati	4946	16	4962	22	12	322	9	331	2	0	13	5293
Khagrachhari	3921	18	3939	18	5	192	5	197	0	0	0	4136
Bandarban	3845	15	3860	55	31	363	10	373	2	2	5	4233
Chattogram Div.	168955	636	169591	792	265	10443	330	10773	48	33	149	180364
Sylhet	15696	19	15715	46	16	889	8	897	6	0	23	16612
Habiganj	10040	7	10047	17	5	794	33	827	2	0	8	10874
Moulavi Bazar	10989	24	11013	40	20	501	22	523	4	3	5	11536
Sunamganj	12685	10	12695	39	12	750	17	767	2	0	3	13462
Sylhet Div.	49410	60	49470	142	53	2934	80	3014	14	3	39	52484
National	704187	2536	706723	2665	1202	27193	665	27858	485	88	418	734581

Name of District	Implant											Total Implant
	Normal			Drop out		Postpartum			Drop out		Postpartum Expire	
	Old	New	Total	No Methd	Switch Over	Old	New	Total	No Methd	Switch Over		
Dinajpur	40295	293	40588	129	212	2498	67	2565	10	10	82	43153
Thakurgaon	13434	78	13512	51	69	326	13	339	2	0	12	13851
Panchgarh	12625	56	12681	31	51	272	10	282	1	0	5	12963
Nilphamari	18862	58	18920	65	54	991	11	1002	1	5	40	19922
Rangpur	31678	156	31834	111	64	1330	21	1351	8	3	25	33185
Kurigram	18447	84	18531	84	72	793	9	802	3	3	24	19333
Gaibandha	28222	46	28268	133	91	993	7	1000	8	1	20	29268
Lalmonirhat	12706	57	12763	33	44	487	10	497	15	4	18	13260
Rangpur Div.	176269	828	177097	637	657	7690	148	7838	48	26	226	184935
Bogura	51671	256	51927	193	221	2454	52	2506	6	4	88	54433
Joipurhat	14595	164	14759	25	48	694	29	723	1	2	47	15482
Naogaon	22464	138	22602	113	111	837	11	848	5	3	32	23450
Nawabganj	6955	82	7037	18	47	249	6	255	7	0	10	7292
Rajshahi	20242	151	20393	74	101	1026	19	1045	3	0	16	21438
Natore	20296	167	20463	71	96	1150	42	1192	14	5	37	21655
Pabna	22562	84	22646	42	54	659	20	679	1	5	8	23325
Seraiganj	20998	95	21093	65	83	1119	15	1134	9	2	24	22227
Rajshahi Div.	179783	1137	180920	601	761	8188	194	8382	46	21	262	189302
Kustia	11993	95	12088	32	35	411	15	426	0	2	17	12514
Meherpur	3436	5	3441	6	8	70	0	70	0	1	0	3511
Chuadanga	9445	102	9547	18	34	314	18	332	3	8	22	9879
Jhenaidaha	16365	76	16441	56	41	698	22	720	1	4	12	17161
Magura	9488	39	9527	40	19	599	11	610	3	3	12	10137
Narail	6325	7	6332	14	8	224	2	226	0	0	1	6558
Jashore	29030	64	29094	58	53	1119	10	1129	2	2	24	30223
Khulna	29682	136	29818	91	47	980	14	994	3	2	192	30812
Bagerhat	13942	46	13988	27	25	915	2	917	1	592	14	14905
Satkhira	15690	33	15723	28	42	566	1	567	0	0	19	16290
Khulna Div.	145396	603	145999	370	312	5896	95	5991	13	614	313	151990
Barguna	12456	69	12525	30	31	726	14	740	5	10	23	13265
Patuakhali	22034	25	22059	61	62	1192	31	1223	3	3	14	23282
Barishal	20920	44	20964	59	37	1000	5	1005	2	3	25	21969
Jhalakati	6576	13	6589	20	4	259	2	261	2	2	3	6850
Bhola	21745	65	21810	50	53	788	19	807	35	0	3	22617
Pirojpur	11201	20	11221	40	21	677	3	680	11	2	237	11901
Barishal Div.	94932	236	95168	260	208	4642	74	4716	58	20	305	99884

Name of District	Implant											Total Implant
	Normal					Postpartum						
	Old	New	Total	Drop out		Old	New	Total	Drop out		Postpartum Expire	
				No Methd	Switch Over				No Methd	Switch Over		
Gopalganj	9539	10	9549	20	12	626	6	632	1	1	15	10181
Madaripur	15331	15	15346	31	20	740	3	743	1	0	14	16089
Shariatpur	8708	10	8718	16	9	586	27	613	4	0	11	9331
Faridpur	20075	132	20207	83	43	929	11	940	2	3	30	21147
Rajbari	14511	73	14584	40	45	640	16	656	1	2	24	15240
Dhaka	28086	55	28141	29	30	1562	19	1581	8	3	13	29722
Gazipur	15004	19	15023	44	11	522	4	526	1	0	11	15549
Munshiganj	10511	25	10536	31	39	643	10	653	1	7	16	11189
Narayanganj	17163	57	17220	42	40	925	2	927	9	3	17	18147
Narshingdi	13602	34	13636	19	15	713	5	718	1	0	136	14354
Manikganj	14390	87	14477	58	54	520	16	536	3	1	19	15013
Tangail	39413	128	39541	108	97	1150	15	1165	3	2	30	40706
Kishoreganj	31934	147	32081	97	62	1941	36	1977	8	7	37	34058
Dhaka Div.	238267	792	239059	618	477	11497	170	11667	43	29	373	250726
Jamalpur	28735	40	28775	65	42	1167	13	1180	5	2	15	29955
Sherpur	19201	82	19283	47	27	543	18	561	0	1	22	19844
Mymensingh	44079	110	44189	92	78	1968	8	1976	12	7	53	46165
Netrokona	21735	55	21790	62	45	1675	13	1688	3	9	23	23478
Mymensingh Div.	113750	287	114037	266	192	5353	52	5405	20	19	113	119442
Brahmanbaria	23326	29	23355	77	51	2588	16	2604	10	1	45	25959
Cumilla	39310	143	39453	174	50	3147	89	3236	24	18	41	42689
Chandpur	19336	61	19397	63	34	2321	21	2342	7	3	46	21739
Feni	11883	21	11904	24	32	1483	17	1500	2	1	5	13404
Noakhali	25699	54	25753	57	7	3561	9	3570	10	12	35	29323
Lakshmipur	15037	30	15067	37	10	1291	5	1296	3	2	23	16363
Chattogram	56728	58	56786	154	69	3646	14	3660	9	8	47	60446
Cox's Bazar	27176	54	27230	89	43	2784	28	2812	13	11	23	30042
Rangamati	10249	5	10254	13	8	434	1	435	0	1	20	10689
Khagrachhari	7090	6	7096	19	1	296	4	300	6	0	1	7396
Bandarban	6343	0	6343	43	22	638	0	638	8	0	1	6981
Chattogram Div.	242177	461	242638	750	327	22189	204	22393	92	57	287	265031
Sylhet	32073	18	32091	56	20	3106	9	3115	2	2	26	35206
Habiganj	14064	14	14078	17	11	2133	3	2136	1	2	17	16214
Moulavi Bazar	17315	25	17340	43	22	1176	2	1178	0	0	13	18518
Sunamganj	21845	18	21863	76	30	2720	8	2728	9	4	17	24591
Sylhet Div.	85297	75	85372	192	83	9135	22	9157	12	8	73	94529
National	1275871	4419	1280290	3694	3017	74590	959	75549	332	794	1952	1355839

Name of District	Permanent Method													Postpartum Expire	Total Permanent Method	Total Acceptors	CAR(%)	
	Male						Female											
	Normal			Postpartum			Total Male	Normal			Postpartum							Total Female
	Old	New	Total	Old	New	Total		Old	New	Total	Old	New	Total					
Dinajpur	72	1	73	66688	56	66744	66817	2178	84	2262	0	4	4	2266	548180	69083	546649	81.8
Thakurgaon	4	0	4	19836	8	19844	19848	400	17	417	0	2	2	419	242745	20267	241899	79.1
Panchgarh	9	0	9	12672	11	12683	12692	427	19	446	0	22	22	468	192501	13160	192120	81.0
Nilphamari	66	1	67	38027	32	38059	38126	1139	50	1189	0	4	4	1193	338321	39319	337523	81.2
Rangpur	470	0	470	35099	46	35145	35615	2094	18	2112	0	11	11	2123	506151	37738	505212	78.1
Kurigram	0	0	0	22247	20	22267	22267	509	15	524	0	1167	1167	1691	416894	23958	415921	77.0
Gaibandha	13	0	13	34568	36	34604	34617	1147	45	1192	0	5	5	1197	450633	35814	450091	80.9
Lalmonirhat	8	0	8	22252	29	22281	22289	514	18	532	0	16	16	548	227882	22837	227116	80.5
Rangpur Div.	642	2	644	#####	238	251627	252271	8408	266	8674	0	1231	1231	9905	2923307	262176	2916531	79.8
Bogura	56	1	57	51925	36	51961	52018	1537	54	1591	0	3	3	1594	0	53612	637418	82.1
Joipurhat	7	2	9	19329	18	19347	19356	349	12	361	0	0	0	361	0	19717	179465	83.7
Naogaon	18	0	18	68446	50	68496	68514	2136	81	2217	0	63	63	2280	0	70794	473966	79.8
Nawabganj	8	0	8	32531	67	32598	32606	1196	47	1243	0	32	32	1275	0	33881	304411	80.0
Rajshahi	539	0	539	68060	53	68113	68652	4341	54	4395	0	36	36	4431	0	73083	505163	81.3
Natore	50	0	50	51565	39	51604	51654	1478	75	1553	0	20	20	1573	0	53227	341380	82.2
Pabna	56	0	56	36765	41	36806	36862	1020	25	1045	0	21	21	1066	0	37928	468658	79.0
Serajganj	3	0	3	21734	62	21796	21799	1464	44	1508	0	18	18	1526	0	23325	545105	81.9
Rajshahi Div.	737	3	740	#####	366	350721	351461	13521	392	13913	0	193	193	14106	0	365567	3455566	81.1
Kustia	22	1	23	57278	38	57316	57339	2078	81	2159	0	18	18	2177	367023	59516	365316	79.0
Meherpur	0	0	0	23895	23	23918	23918	833	38	871	0	0	0	871	128638	24789	128514	79.0
Chuadanga	0	0	0	29299	29	29328	29328	1432	75	1507	0	4	4	1511	215310	30839	214737	82.4
Jhenaidaha	0	0	0	44515	49	44564	44564	1657	77	1734	0	16	16	1750	309473	46314	309653	78.4
Magura	3	0	3	18488	11	18499	18502	1029	22	1051	0	2	2	1053	152836	19555	152358	78.7
Narail	0	0	0	14427	15	14442	14442	421	7	428	0	3	3	431	121160	14873	120856	78.0
Jashore	100	0	100	47283	20	47303	47403	876	39	915	0	1	1	916	496819	48319	496392	80.3
Khulna	8	0	8	33626	28	33654	33662	711	19	730	0	51	51	781	403729	34443	403146	80.5
Bagerhat	32	0	32	20282	24	20306	20338	505	17	522	0	20	20	542	246847	20880	246542	81.0
Satkhira	1	0	1	37124	30	37154	37155	1081	21	1102	0	11	11	1113	353078	38268	352428	80.1
Khulna Div.	166	1	167	#####	267	326484	326651	10623	396	11019	0	126	126	11145	2794913	337796	2789942	79.9
Barguna	12	0	12	8430	19	8449	8461	582	25	607	0	2	2	609	156492	9070	156793	78.9
Patuakhali	8	0	8	17663	14	17677	17685	1088	45	1133	0	29	29	1162	273007	18847	272255	79.7
Barishal	34	0	34	27109	15	27124	27158	1048	29	1077	0	196	196	1273	329954	28431	329204	77.0
Jhalakati	12	0	12	7753	10	7763	7775	353	12	365	0	5	5	370	90035	8145	90251	78.1
Bhola	39	0	39	9690	7	9697	9736	126	9	135	0	33	33	168	302830	9904	301891	80.9
Pirojpur	7	1	8	9687	5	9692	9700	660	29	689	0	0	0	689	164734	10389	164274	79.6
Barishal Div.	112	1	113	80332	70	80402	80515	3857	149	4006	0	265	265	4271	1317052	84786	1314668	79.0

Name of District	Permanent Method														Postpartum Expire	Total Permanent Method	Total Acceptors	CAR(%)
	Male							Female										
	Normal			Postpartum			Total Male	Normal			Postpartum			Total Female				
	Old	New	Total	Old	New	Total		Old	New	Total	Old	New	Total					
Gopalganj	6	0	6	19934	16	19950	19956	632	30	662	0	2	2	664	177252	20620	177309	79.7
Madaripur	8	0	8	14891	10	14901	14909	595	17	612	0	9	9	621	184464	15530	183784	78.1
Shariatpur	3	0	3	11838	3	11841	11844	503	3	506	0	15	15	521	165821	12365	165369	76.3
Faridpur	0	0	0	36661	67	36728	36728	1427	57	1484	0	41	41	1525	314974	38253	315995	79.3
Rajbari	0	0	0	17420	16	17436	17436	349	14	363	0	26	26	389	185776	17825	185223	78.5
Dhaka	167	7	174	49242	38	49280	49454	3047	149	3196	0	36	36	3232	563280	52686	561291	75.8
Gazipur	12	0	12	33605	2	33607	33619	674	26	700	0	27	27	727	326029	34346	325237	76.0
Munshiganj	5	0	5	27883	12	27895	27900	1535	54	1589	0	14	14	1603	227896	29503	226928	74.7
Narayanganj	59	1	60	32651	12	32663	32723	1330	34	1364	0	42	42	1406	407375	34129	407270	75.8
Narshingdi	2	1	3	31749	18	31767	31770	2267	91	2358	0	46	46	2404	327366	34174	326956	76.3
Manikganj	0	0	0	29156	550	29706	29706	1006	52	1058	0	5	5	1063	239609	30769	238928	77.3
Tangail	563	0	563	59467	23	59490	60053	2360	129	2489	0	36	36	2525	660088	62578	660034	77.6
Kishoreganj	30	40	70	44620	130	44750	44820	1766	64	1830	0	58	58	1888	454442	46708	453895	79.7
Dhaka Div.	855	49	904	#####	897	410014	410918	17491	720	18211	0	357	357	18568	4234372	429486	4228219	77.2
Jamalpur	37	0	37	28117	15	28132	28169	1183	48	1231	0	12	12	1243	393335	29412	392444	79.9
Sherpur	0	0	0	16470	23	16493	16493	821	38	859	0	1	1	860	253135	17353	253324	78.3
Mymensingh	57	0	57	44718	25	44743	44800	1018	75	1093	0	32	32	1125	845039	45925	842759	79.4
Netrokona	170	1	171	25097	22	25119	25290	1627	35	1662	0	14	14	1676	333990	26966	332963	78.7
Mymensingh Div.	264	1	265	#####	85	114487	114752	4649	196	4845	0	59	59	4904	1825499	119656	1821490	79.2
Brahmanbaria	15	1	16	42634	31	42665	42681	1344	32	1376	0	10	10	1386	376289	44067	375974	69.9
Cumilla	33	2	35	85441	48	85489	85524	4310	119	4429	0	172	172	4601	860748	90125	858681	76.1
Chandpur	13	2	15	34341	28	34369	34384	1812	63	1875	0	23	23	1898	365737	36282	365299	76.6
Feni	6	0	6	23326	6	23332	23338	2228	57	2285	0	38	38	2323	207800	25661	206752	72.6
Noakhali	51	0	51	39852	8	39860	39911	2220	65	2285	0	16	16	2301	448857	42212	447054	75.4
Lakshmipur	1	0	1	14898	15	14913	14914	1682	24	1706	0	10	10	1716	240432	16630	239674	72.5
Chattogram	57	0	57	60440	24	60464	60521	1448	37	1485	0	90	90	1575	797248	62096	795330	74.3
Cox's Bazar	123	0	123	14986	34	15020	15143	967	35	1002	0	55	55	1057	347433	16200	346291	80.4
Rangamati	1	0	1	4529	0	4529	4530	88	6	94	0	3	3	97	82608	4627	82562	81.7
Khagrachhari	2	0	2	4723	0	4723	4725	16	0	16	0	18	18	34	89158	4759	89131	77.5
Bandarban	3	0	3	2511	4	2515	2518	28	2	30	0	5	5	35	59826	2553	59683	80.7
Chattogram Div.	305	5	310	#####	198	327879	328189	16143	440	16583	0	440	440	17023	3876136	345212	3866431	75.2
Sylhet	78	0	78	46019	35	46054	46132	1741	28	1769	0	74	74	1843	468307	47975	467729	77.8
Habiganj	185	1	186	30655	20	30675	30861	1375	28	1403	0	9	9	1412	306275	32273	305813	76.8
Moulavi Bazar	25	2	27	30521	31	30552	30579	1020	39	1059	0	29	29	1088	263673	31667	263048	77.0
Sunamganj	131	0	131	33572	23	33595	33726	1104	30	1134	0	20	20	1154	317868	34880	317565	77.9
Sylhet Div.	419	3	422	#####	109	140876	141298	5240	125	5365	0	132	132	5497	1356123	146795	1354155	77.4
National	3500	65	3565	#####	2230	#####	2006055	79932	2684	82616	0	2803	2803	85419	18327402	2091474	21747002	78.4

Table -12: Number of New and Total Acceptors upto the end of April,21 and May,21

Method	New Acceptors		% Change of May '21 over April,21	Total Acceptors		% Change of May '21 over April,21
	April '21	May '21		April '21	May '21	
Per.Method (Male)	724	863	19.2	742960	741628	-0.2
Per.Method (Female)	5473	4914	-10.2	2078559	2085106	0.3
Per.Method (Total)	6197	5777	-6.8	2821519	2826734	0.2
IUD	5646	6020	6.6	735750	736484	0.1
Implant	13791	11336	-17.8	1398327	1399676	0.1
Injectables	51683	48955	-5.3	4214654	4226758	0.3
Oral Pill	103461	101258	-2.1	10528426	10548546	0.2
Condom	37104	37087	0.0	2051360	2055167	0.2
Total	217882	210433	-3.4	21750036	21793365	0.2

Table -13: CAR(%) by Division upto the end of April 2021 and May2021

Division	April '21	May '21	% Change of May '21 over April,21
Rangpur	80.02	80.03	0.01
Rajshahi	81.37	81.36	-0.01
Khulna	80.00	80.02	0.02
Barishal	79.20	79.19	-0.01
Dhaka	77.24	77.32	0.08
Mymensingh	79.38	79.37	-0.01
Chattogram	75.40	75.39	-0.01
Sylhet	77.48	77.55	0.07
National	78.56	78.58	0.02

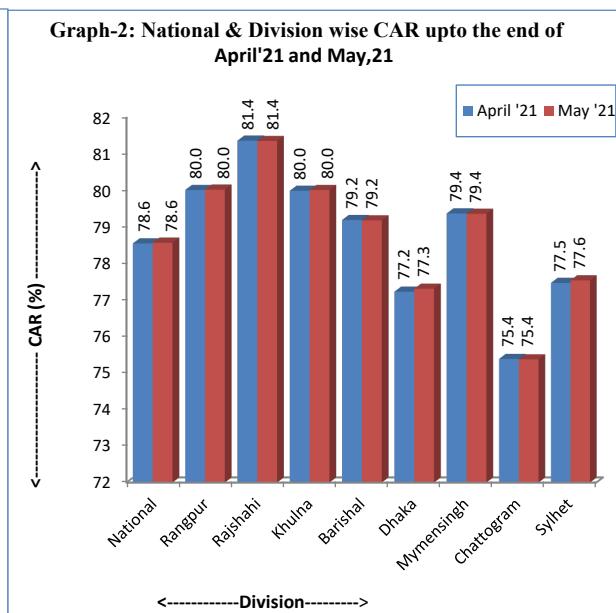
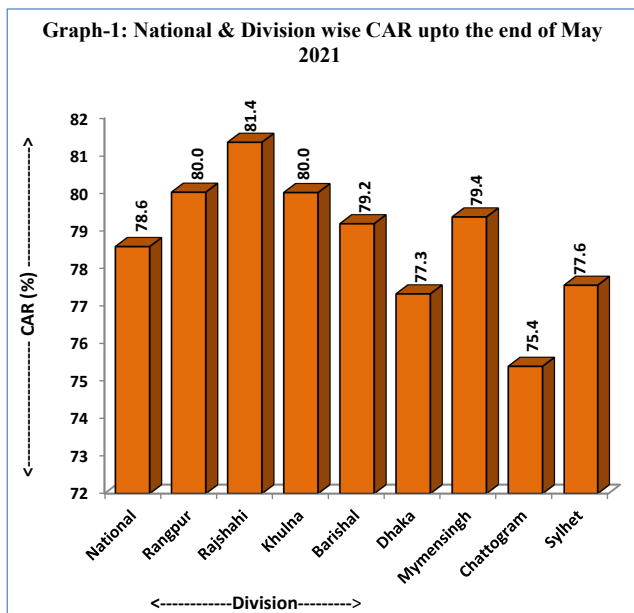


Table -14: District by Range of CAR upto the end of May 2021

Range	Sl.No.	District	CAR (%)
70% & above	1	Joipurhat	83.84
	2	Chuadanga	82.61
	3	Seraiganj	82.43
	4	Natore	82.27
	5	Bogura	82.25
	6	Dinajpur	82.03
	7	Rangamati	81.75
	8	Rajshahi	81.55
	9	Nilphamari	81.43
	10	Bhola	81.17
	11	Panchgarh	81.14
	12	Bagerhat	81.1
	13	Gaibandha	81.03
	14	Bandarban	80.85
	15	Lalmonirhat	80.74
	16	Cox's Bazar	80.67
	17	Khulna	80.66
	18	Nawabganj	80.4
	19	Jashore	80.35
	20	Satkhira	80.21
	21	Jamalpur	80.06
	22	Naogaon	79.98
	23	Patuakhali	79.89
	24	Pirojpur	79.85
	25	Kishoreganj	79.78
	26	Gopalganj	79.69
	27	Mymensingh	79.57
	28	Kustia	79.37
	29	Thakurgaon	79.34
	30	Pabna	79.3
	31	Faridpur	79.07
	32	Meherpur	79.05
	33	Magura	78.98
	34	Netrokona	78.92
	35	Barguna	78.74
	36	Rajbari	78.69
	37	Madaripur	78.43
	38	Jhenaidaha	78.36
	39	Sherpur	78.25
	40	Rangpur	78.22
	41	Narail	78.15
	42	Sunamganj	77.97
	43	Sylhet	77.89
	44	Jhalakati	77.87
	45	Tangail	77.59
	46	Manikganj	77.56
	47	Khagrachhari	77.53
	48	Barishal	77.17
	49	Moulavi Bazar	77.16
	50	Kurigram	77.15
	51	Habiganj	76.93
	52	Chandpur	76.7
	53	Shariatpur	76.51
	54	Narshingdi	76.35
	55	Cumilla	76.26
	56	Gazipur	76.18
	57	Dhaka	76.03
	58	Narayanganj	75.82
	59	Noakhali	75.73
	60	Munshiganj	75.06
	61	Chattogram	74.52
	62	Feni	73.02
	63	Lakshmipur	72.77
	64	Brahmanbaria	69.97

Range	Nos of Districts CAR (%)
70% & above	64
60% - 69%	Nil
0%-59%	Nil

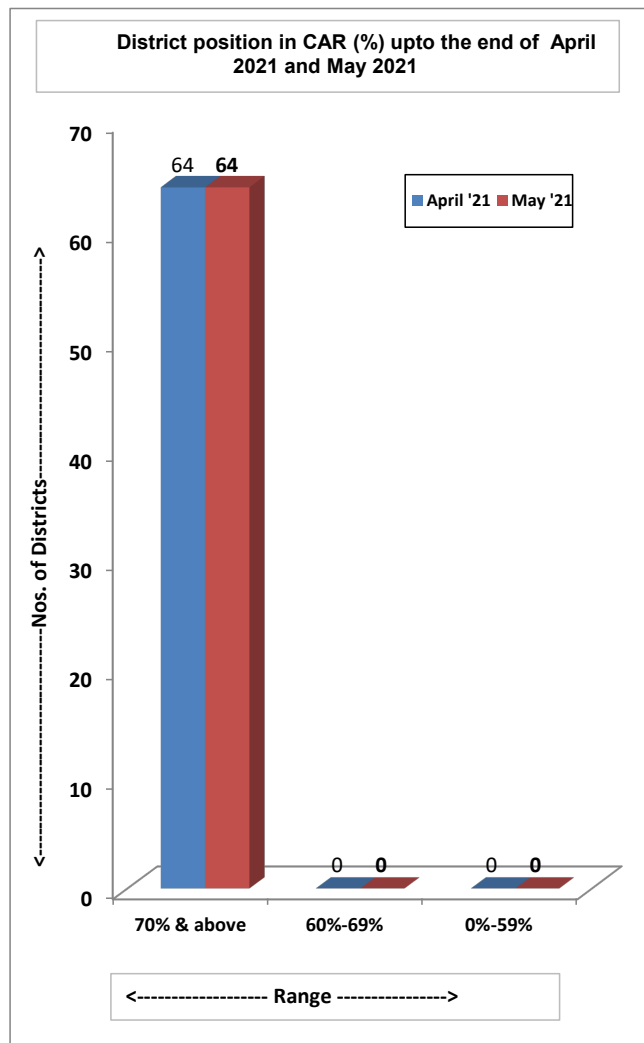


Table -15 : List of Upazila achieved CAR above 70% upto the end of May 2021

Sl. No.	Name of District	Name of Upazila	Total Couples	Total Acceptors	CAR (%)	Sl. No.	Name of District	Name of Upazila	Total Couples	Total Acceptors	CAR (%)
1	Sylhet	Jakiganj	34260	29390	85.8	77	Manikganj	Saturia	39048	31897	81.7
2	Joipurhat	Panchbibi	55102	46424	84.3	78	Serajganj	Belkuchi	71880	58702	81.7
3	Joipurhat	Khetlal	26647	22427	84.2	79	Lalmonirhat	Hatibandha	52153	42574	81.6
4	Seraiganj	Sraiganj Sadar	124190	104443	84.1	80	Rajshahi	Poba	77938	63601	81.6
5	Joipurhat	Akkelpur	31289	26266	83.9	81	Rangamati	Belaichhari	4894	3993	81.6
6	Rangamati	Langadu	15872	13291	83.7	82	Bogura	Sherpur	85996	70144	81.6
7	Bogura	Sariakandi	50198	42027	83.7	83	Pabna	Santhia	90390	73724	81.6
8	Joipurhat	Joypurhat Sadar	66076	55311	83.7	84	Bandarban	Bandarban	17172	14005	81.6
9	Bogura	Dhunot	68514	57179	83.5	85	Rajshahi	Bagha	43259	35264	81.5
10	Bogura	Kahaloo	55779	46524	83.4	86	Rangamati	Jurachhari	4506	3670	81.4
11	Natore	Gurudashpur	53262	44319	83.2	87	Kishoreganj	Nikli	27544	22426	81.4
12	Chuadanga	Chuadanga Sadar	70885	58975	83.2	88	Cox's Bazar	Teknaf	53223	43329	81.4
13	Chuadanga	Jiban Nagar	38239	31813	83.2	89	Kishoreganj	Kishoreganj	73890	60139	81.4
14	Chuadanga	Alamdanga	81481	67755	83.2	90	Satkhira	Debhatta	27377	22279	81.4
15	Joipurhat	Kalai	35247	29292	83.1	91	Bogura	Adamdighi	45807	37272	81.4
16	Bagerhat	Bagerhat Sadar	55345	45968	83.1	92	Bagerhat	Sarankhola	20878	16983	81.3
17	Cox's Bazar	Chakaria	85783	71165	83	93	Gaibandha	Palashbari	59302	48233	81.3
18	Rajshahi	Bagmara	88603	73431	82.9	94	Pirojpur	Pirojpur Sadar	28645	23297	81.3
19	Seraiganj	Ullahpara	124607	103269	82.9	95	Jhenaidaha	Kotchandpur	32136	26136	81.3
20	Rangamati	Kawkhall	10753	8907	82.8	96	Nawabganj	Bholahat	25488	20728	81.3
21	Dinajpur	Hakimpur	21514	17816	82.8	97	Jashore	Bagherpara	48493	39434	81.3
22	Bagerhat	Kachua	20599	17050	82.8	98	Gaibandha	Sadullahpur	72242	58744	81.3
23	Dinajpur	Birganj	73819	61082	82.7	99	Seraiganj	Tarash	47416	38555	81.3
24	Khulna	Batiaghata	38945	32218	82.7	100	Rajshahi	Durgapur	44952	36543	81.3
25	Gaibandha	Sundarganj	115195	95288	82.7	101	Jashore	Keshobpur	59923	48693	81.3
26	Bogura	Sonatala	39758	32885	82.7	102	Dinajpur	Parbatipur	83643	67949	81.2
27	Dinajpur	Birjol	55625	45986	82.7	103	Bagerhat	Morralganj	58519	47519	81.2
28	Rangamati	Naniarchar	9299	7684	82.6	104	Panchgarh	Debiganj	55925	45410	81.2
29	Nilphamari	Nilphamari Sadar	104600	86395	82.6	105	Bogura	Bogra Sadar	94999	77095	81.2
30	Bogura	Shibganj	91222	75339	82.6	106	Nilphamari	Saidpur	55849	45322	81.2
31	Mymensingh	Mymensingh	145002	119751	82.6	107	Bhola	Tajumuddin	26785	21730	81.1
32	Dinajpur	Chirir Bandar	66241	54704	82.6	108	Gaibandha	Gobindaganj	111683	90547	81.1
33	Rangamati	Rangamati Sadar	20193	16670	82.6	109	Chuadanga	Damurhuda	70023	56767	81.1
34	Bogura	Shajahanpur	80926	66797	82.5	110	Patuakhali	Dashmina	28166	22833	81.1
35	Natore	Natore Sadar	105956	87347	82.4	111	Jashore	Monirampur	97133	78721	81
36	Naogaon	Manda	92499	76226	82.4	112	Panchgarh	Panchgarh	63681	51592	81
37	Dinajpur	Birampur	35782	29486	82.4	113	Pabna	Ishwardi	73669	59676	81
38	Bagerhat	Fakirhat	30635	25244	82.4	114	Bhola	Charfashion	92318	74772	81
39	Bhola	Monpura	15397	12686	82.4	115	Dinajpur	Khanshama	44479	36022	81
40	Natore	Lalpur	68156	56155	82.4	116	Rajshahi	Puthiya	50142	40596	81
41	Seraiganj	Kamarkhand	31081	25605	82.4	117	Naogaon	Patnitola	55208	44695	81
42	Seraiganj	Shazadpur	115242	94914	82.4	118	Natore	Bagatipara	31285	25323	80.9
43	Dinajpur	Dinajpur Sadar	102127	84109	82.4	119	Jashore	Jessore Sadar	152649	123558	80.9
44	Rajshahi	Godagari	73441	60482	82.4	120	Bhola	Daulatkhan	34945	28283	80.9
45	Bhola	Lalmohan	64355	52996	82.3	121	Lalmonirhat	Patgram	48553	39289	80.9
46	Manikganj	Ghior	35967	29618	82.3	122	Gaibandha	Fulchhari	37160	30054	80.9
47	Bogura	Dupchanchia	44403	36559	82.3	123	Kishoreganj	Katiadi	62049	50176	80.9
48	Khulna	Digholia	94426	77739	82.3	124	Seraiganj	Kazipur	58187	47041	80.8
49	Seraiganj	Rayganj	70152	57745	82.3	125	Rangamati	Barkal	7511	6071	80.8
50	Faridpur	Modhukhali	46865	38562	82.3	126	Pirojpur	Indurkani	16116	13020	80.8
51	Dinajpur	Bochaganj	34600	28444	82.2	127	Thakurgaon	Ranisankail	50242	40583	80.8
52	Nilphamari	Domar	58281	47870	82.1	128	Gazipur	Gazipur Sadar	98050	79187	80.8
53	Bandarban	Alikadam	10361	8507	82.1	129	Jhenaidaha	Harinakunda	43946	35489	80.8
54	Bhola	Bhola Sadar	87534	71851	82.1	130	Naogaon	Porsa	30822	24888	80.7
55	Natore	Singra	87005	71410	82.1	131	Satkhira	Kaliganj	67988	54889	80.7
56	Panchgarh	Boda	58408	47928	82.1	132	Bandarban	Thanchi	4435	3580	80.7
57	Rajshahi	Tanore	46687	38294	82	133	Khulna	Dacope	31800	25649	80.7
58	Natore	Baraigram	69741	57194	82	134	Naogaon	Sapahar	40001	32255	80.6
59	Satkhira	Asasuni	57608	47206	81.9	135	Nawabganj	Gomostapur	66182	53360	80.6
60	Bogura	Gabtal	74947	61407	81.9	136	Naogaon	Naogaon Sadar	62986	50783	80.6
61	Nawabganj	Nachol	34570	28314	81.9	137	Gopalganj	Muksudpur	56385	45460	80.6
62	Naogaon	Niamatpur	58888	48231	81.9	138	Kishoreganj	Tarail	31372	25289	80.6
63	Lalmonirhat	Aditmari	49392	40453	81.9	139	Pirojpur	Bhandaria	25094	20228	80.6
64	Dinajpur	Fulbari	37315	30547	81.9	140	Kishoreganj	Austagram	30046	24218	80.6
65	Bagerhat	Mongla	27590	22581	81.8	141	Gopalganj	Gopalganj	57766	46557	80.6
66	Khulna	Dumuria	65632	53712	81.8	142	Kustia	Bheramara	52117	42004	80.6
67	Cox's Bazar	Ramu	46628	38155	81.8	143	Patuakhali	Golachipa	82500	66462	80.6
68	Rangamati	Rajasthali	4693	3840	81.8	144	Tangail	Modhupur	113790	91666	80.6
69	Bandarban	Naikhongchhari	11986	9802	81.8	145	Bogura	Nandigram	43428	34982	80.6
70	Rajshahi	Boalia (Sadar)	102252	83604	81.8	146	Manikganj	Shibalaya	35435	28540	80.5
71	Dinajpur	Kaharole	35936	29380	81.8	147	Rangpur	Gangachara	69264	55775	80.5
72	Nilphamari	Dimla	63632	52023	81.8	148	Cumilla	Chouddagram	88361	71148	80.5
73	Cox's Bazar	Moheshkhali	59748	48828	81.7	149	Pirojpur	Nesarabad	41396	33328	80.5
74	Jamalpur	Jamalpur Sadar	135816	110993	81.7	150	Netrokona	Netrokona	70582	56825	80.5
75	Dinajpur	Nawabganj	51479	42065	81.7	151	Pabna	Chatmohor	75005	60368	80.5
76	Kishoreganj	Bhariab	60945	49793	81.7	152	Jashore	Abhaynagar	56013	45069	80.5
153	Chattogram	Banshkhal	81397	65492	80.5	231	Kurigram	Rajarhat	47893	37986	79.3
154	Panchgarh	Tentulia	29718	23909	80.5	232	Cumilla	Brahmanpara	42350	33587	79.3
155	Seraiganj	Chouhall	22554	18139	80.4	233	Netrokona	Atpara	26300	20855	79.3
156	Bandarban	Ruma	4991	4014	80.4	234	Rajbari	Pangsha	57759	45788	79.3
157	Meherpur	Mujibnagar	22710	18262	80.4	235	Habiganj	Lakhai	29606	23463	79.3
158	Rangamati	Baghaichhari	12823	10306	80.4	236	Rangpur	Taraganj	36232	28710	79.2
159	Cox's Bazar	Pekua	33558	26964	80.4	237	Mymensingh	Fulbaria	88044	69760	79.2
160	Jamalpur	Melandaha	63417	50953	80.3	238	Rajbari	Kalukhali	33811	26775	79.2
161	Kurigram	Chilmari	31698	25464	80.3	239	Cox's Bazar	Coxs Bazar	84311	66751	79.2
162	Faridpur	Faridpur Sadar	97423	78245	80.3	240	Kustia	Kumarkhali	73779	58397	79.2
163	Faridpur	Nagarkanda	38845	31198	80.3	241	Barguna	Amtali	66484	52621	79.1

Sl. No.	Name of District	Name of Upazila	Total Couples	Total Acceptors	CAR (%)	Sl. No.	Name of District	Name of Upazila	Total Couples	Total Acceptors	CAR (%)
164	Jamalpur	Sharishabari	67223	53989	80.3	242	Netrokona	Kalmakanda	51871	41055	79.1
165	Nawabganj	Shibganj	133558	107253	80.3	243	Narail	Kalia	45274	35832	79.1
166	Mymensingh	Gouripur	63678	51117	80.3	244	Pirojpur	Kawkhali	12525	9912	79.1
167	Gaibandha	Gaibandha Sadar	103569	83129	80.3	245	Barishal	Uzirpur	48198	38137	79.1
168	Meherpur	Meherpur Sadar	62379	50067	80.3	246	Pabna	Atghoria	36184	28628	79.1
169	Barguna	Patharghata	34558	27737	80.3	247	Rajshahi	Mohanpur	44386	35112	79.1
170	Magura	Magura Sadar	80396	64522	80.3	248	Jhenaidaha	Moheshpur	72724	57520	79.1
171	Nilphamari	Jaldhaka	78495	62990	80.2	249	Khagrachhari	Manikchhari	11948	9449	79.1
172	Khagrachhari	Lakshmichhari	5695	4570	80.2	250	Habiganj	Azmiriganj	20853	16488	79.1
173	Rangpur	Pirgachha	75707	60724	80.2	251	Jhalakati	Kathalia	21377	16900	79.1
174	Panchgarh	Atowari	29501	23662	80.2	252	Patuakhali	Kalapara	53508	42297	79
175	Dinajpur	Ghoraghat	25673	20590	80.2	253	Habiganj	Habiganj Sadar	64448	50940	79
176	Barguna	Bmna	14624	11727	80.2	254	Kishoreganj	Bazitpur	46028	36375	79
177	Jamalpur	Dewanganj	60047	48135	80.2	255	Sylhet	Sylhet Sadar	164144	129674	79
178	Sherpur	Sribordi	57825	46348	80.2	256	Naogaon	Badalgachhi	49134	38813	79
179	Lalmonirhat	Lalmonirhat Sadar	78447	62869	80.1	257	Mymensingh	Haluaghat	67704	53478	79
180	Jashore	Sarsa	80354	64361	80.1	258	Satkhira	Kolaroa	52588	41536	79
181	Nilphamari	Kishoreganj	54595	43721	80.1	259	Mymensingh	Bhaluka	91075	71914	79
182	Rangpur	Pirganj	96955	77633	80.1	260	Kishoreganj	Mithamoin	24416	19279	79
183	Rajshahi	Charghat	49441	39582	80.1	261	Rajbari	Rajbari Sadar	72681	57361	78.9
184	Khulina	Paikgachha	58966	47199	80	262	Jashore	Jhikargachha	70710	55791	78.9
185	Habiganj	Baniachhong	58844	47099	80	263	Kishoreganj	Itna	33116	26127	78.9
186	Jhalakati	Rajapur	24248	19406	80	264	Netrokona	Kendua	59555	46985	78.9
187	Madaripur	Shibchar	58877	47120	80	265	Sunamganj	Dharmapasa	45155	35616	78.9
188	Netrokona	Barhatta	34725	27780	80	266	Shariatpur	Janjira	33368	26308	78.8
189	Kustia	Khoksa	30761	24597	80	267	Bagerhat	Rampal	34618	27289	78.8
190	Madaripur	Madaripur Sadar	72269	57787	80	268	Kurigram	Char Rajibpur	23749	18721	78.8
191	Patuakhali	Dumki	13447	10750	79.9	269	Kustia	Mirpur	78863	62141	78.8
192	Kustia	Daulatpur	110992	88695	79.9	270	Bagerhat	Mollahat	27542	21693	78.8
193	Pirojpur	Nazirpur	33065	26414	79.9	271	Tangail	Bhuapur	44187	34792	78.7
194	Sunamganj	Chhatak	55840	44597	79.9	272	Barishal	Gournadi	37446	29475	78.7
195	Satkhira	Shyamnagar	75456	60252	79.9	273	Kustia	Kushtia Sadar	115896	91189	78.7
196	Cumilla	Debidwar	93369	74544	79.8	274	Rangpur	Rangpur Sadar	138707	109104	78.7
197	Mymensingh	Ishwarganj	82866	66157	79.8	275	Rajbari	Goalunda Ghat	26094	20524	78.7
198	Khulina	Koyra	41556	33174	79.8	276	Sylhet	Gowainghat	54962	43221	78.6
199	Bandarban	Lama	19536	15586	79.8	277	Netrokona	Modan	27678	21756	78.6
200	Patuakhali	Patuakhali Sadar	71873	57332	79.8	278	Bagerhat	Chitalmari	28657	22520	78.6
201	Nawabganj	Chapai	120798	96349	79.8	279	Gazipur	Sreepur	103395	81220	78.6
202	Satkhira	Tala	63829	50903	79.7	280	Bandarban	Rowangchhari	5516	4332	78.5
203	Mymensingh	Trisal	93204	74328	79.7	281	Noakhali	Chatkhil	45254	35540	78.5
204	Khagrachhari	Matiranga	25632	20439	79.7	282	Mymensingh	Phulpur	125955	98906	78.5
205	Kurigram	Fulbari	42223	33658	79.7	283	Jamalpur	Madarganj	54350	42676	78.5
206	Satkhira	Satkhira Sadar	95357	76013	79.7	284	Sunamganj	Sulla	20216	15863	78.5
207	Gopalganj	Kasiani	44411	35391	79.7	285	Faridpur	Char	13126	10296	78.4
208	Narail	Lohagara	48119	38342	79.7	286	Kishoreganj	Kuliarchar	36174	28366	78.4
209	Sherpur	Nalitabari	58388	46517	79.7	287	Chandpur	Chandpur Sadar	74769	58626	78.4
210	Khulina	Fultala	28220	22478	79.7	288	Netrokona	Durgapur	46757	36659	78.4
211	Khulina	Rupsha	38849	30928	79.6	289	Tangail	Tangail Sadar	121470	95223	78.4
212	Sunamganj	Jogonnathpur	34802	27703	79.6	290	Sunamganj	Sadar (South)	29281	22953	78.4
213	Naogaon	Mohadebpur	69852	55596	79.6	291	Netrokona	Mohonganj	31830	24941	78.4
214	Mymensingh	Muktachhata	90283	71841	79.6	292	Sunamganj	Bishwamvarpur	28217	22108	78.3
215	Thakurgaon	Haripur	31779	25287	79.6	293	Gaibandha	Shaghata	56980	44638	78.3
216	Faridpur	Saltha	35134	27951	79.6	294	Bhola	Borhanuddin	51739	40512	78.3
217	Sherpur	Jhenaidaha	37943	30185	79.6	295	Naogaon	Atrai	47012	36795	78.3
218	Khulina	Khulina Sadar	75662	60187	79.5	296	Thakurgaon	Balladangi	43060	33701	78.3
219	Tangail	Gopalpur	58114	46225	79.5	297	Chandpur	Faridganj	84433	66029	78.2
220	Jamalpur	Bakshiganj	42338	33673	79.5	298	Barishal	Bakerganj	65014	50831	78.2
221	Patuakhali	Bauphal	67685	53832	79.5	299	Sylhet	Golapganj	48931	38254	78.2
222	Lalmonirhat	Kaliganj	53685	42697	79.5	300	Faridpur	Bhanga	56334	44039	78.2
223	Thakurgaon	Thakurgaon Sadar	131404	104508	79.5	301	Faridpur	Alphadanga	21343	16679	78.1
224	Mymensingh	Dhubaura	41479	32967	79.5	302	Faridpur	Sadarpur	34837	27222	78.1
225	Pabna	Bera	58701	46648	79.5	303	Thakurgaon	Pirganj	49486	38666	78.1
226	Narayanganj	Bandar	65569	52098	79.5	304	Sunamganj	Tahirpur	37663	29421	78.1
227	Patuakhali	Mirzaganj	24566	19501	79.4	305	Dhaka	Savar	150527	117576	78.1
228	Pabna	Bhangoora	29843	23685	79.4	306	Mymensingh	Gatargaon	88333	68979	78.1
229	Kishoreganj	Karimganj	55980	44426	79.4	307	Gopalganj	Kotalipara	44358	34632	78.1
230	Magura	Shalikka	32215	25557	79.3	308	Kurigram	Kurigram Sadar	72997	56980	78.1
309	Mymensingh	Nandail	84354	65841	78.1	387	Barishal	Muladi	31343	23958	76.4
310	Khagrachhari	Panchhari	11975	9346	78	388	Rangpur	Kaunia	47843	36543	76.4
311	Manikganj	Daulatpur	35427	27643	78	389	Kishoreganj	Pakundia	48816	37272	76.4
312	Magura	Sripur	37557	29303	78	390	Jhenaidaha	Sailkupa	81922	62535	76.3
313	Shariatpur	Goshairhat	30611	23881	78	391	Moulavi Bazar	Komolganj	47387	36138	76.3
314	Naogaon	Rani Nagar	42953	33497	78	392	Sylhet	South Shurma	56131	42799	76.2
315	Gopalganj	Tungipara	19520	15212	77.9	393	Noakhali	Kabirhat	37665	28718	76.2
316	Kishoreganj	Hossainpur	39211	30556	77.9	394	Tangail	Basail	39407	30045	76.2
317	Jhenaidaha	Jhenaidaha Sadar	100401	78205	77.9	395	Narail	Narail Sadar	61646	46986	76.2
318	Pirojpur	Mathbaria	49474	38535	77.9	396	Rangpur	Mithapukur	115503	88026	76.2
319	Khagrachhari	Dighinala	17195	13384	77.8	397	Feni	Feni Sadar	93920	71506	76.1
320	Moulavi Bazar	Moulavi Bazar	55359	43073	77.8	398	Sunamganj	Jamalganj	30270	23030	76.1
321	Rangamati	Kaptal	10510	8176	77.8	399	Shariatpur	Naria	41565	31621	76.1
322	Narshingdi	Narshingdi Sadar	125361	97479	77.8	400	Cumilla	Laksham	58020	44124	76
323	Madaripur	Kalkini	55687	43292	77.7	401	Brahmanbaria	Ashuganj	29103	22129	76
324	Jhenaidaha	Kaliganj	63790	49588	77.7	402	Sherpur	Nakla	44813	34058	76
325	Jamalpur	Islampur	68084	52916	77.7	403	Chattogram	Doublemooring	45234	34377	76
326	Pabna	Pabna Sadar	137513	106867	77.7	404	Cumilla	Monohargonj	51121	38845	76
327	Meherpur	Gagni	77646	60309	77.7	405	Feni	Parshuram	20492	15571	76
328	Jashore	Chowgachha	53040	41192	77.7	406	Chattogram	Rawzan	65045	49388	75.9
329	Barguna	Barguna Sadar	59555	46234	77.6	407	Chattogram	Hathazari	74045	56171	75.9
330	Tangail	Kalihati	90878	70539	77.6	408	Munshiganj	Gazaria	31731	24046	75.8

Sl. No.	Name of District	Name of Upazila	Total Couples	Total Acceptors	CAR (%)	Sl. No.	Name of District	Name of Upazila	Total Couples	Total Acceptors	CAR (%)
331	Dhaka	Keraniganj	144441	112027	77.6	409	Sunamganj	Dherai	41013	31056	75.7
332	Moulavi Bazar	Rajnagar	41828	32418	77.5	410	Narshingdi	Palash	42446	32141	75.7
333	Cox's Bazar	Kutubdia	24420	18924	77.5	411	Habiganj	Bahubal	36108	27341	75.7
334	Netrokona	Khaliājhuri	17365	13455	77.5	412	Cumilla	Muradnagar	104448	79052	75.7
335	Cox's Bazar	Ukhiya	42999	33317	77.5	413	Kurigram	Roumari	45381	34292	75.6
336	Sylhet	Kanaighat	48588	37633	77.5	414	Barishal	Barisal Sadar	84195	63594	75.5
337	Barishal	Babuganj	26625	20621	77.4	415	Chandpur	Matlab (South)	43694	33002	75.5
338	Moulavi Bazar	Barlekha	44161	34202	77.4	416	Cumilla	Comilla Sadar	84350	63688	75.5
339	Gazipur	Tongi	37081	28716	77.4	417	Khagrachhari	Mahalchhari	9712	7329	75.5
340	Pabna	Faridpur	28305	21900	77.4	418	Chandpur	Sharasti	49245	37134	75.4
341	Tangail	Ghatail	102995	79666	77.3	419	Sylhet	Biani Bazar	34304	25866	75.4
342	Dhaka	Tejgaon	149763	115826	77.3	420	Chandpur	Haimchar	18411	13879	75.4
343	Moulavi Bazar	Kulaura	62270	48124	77.3	421	Sylhet	Biswanath	31359	23639	75.4
344	Barishal	Agailjhara	28698	22175	77.3	422	Tangail	Shakhipur	69023	52025	75.4
345	Khulna	Terokhada	26460	20445	77.3	423	Dhaka	Dhamrai	90505	68205	75.4
346	Barguna	Betagi	23524	18173	77.3	424	Narayanganj	Rupganj	97285	73295	75.3
347	Shariatpur	Damoddy	23527	18174	77.2	425	Noakhali	Sonaimuri	66611	50156	75.3
348	Rajbari	Baliakandi	45739	35328	77.2	426	Narshingdi	Monohordi	45903	34562	75.3
349	Netrokona	Purbadhala	56552	43679	77.2	427	Noakhali	Subarna Char	54318	40888	75.3
350	Sylhet	Jaintapur	30950	23901	77.2	428	Barishal	Hizla	25612	19275	75.3
351	Sunamganj	Sunamganj Sadar	43862	33860	77.2	429	Gazipur	Kaliganj	56088	42187	75.2
352	Magura	Mohammadpur	43342	33454	77.2	430	Noakhali	Sudharam	91329	68688	75.2
353	Cumilla	Titash	38089	29378	77.1	431	Shariatpur	Palong (Sadar)	42613	32038	75.2
354	Cumilla	Adarsho Sadar	113504	87539	77.1	432	Noakhali	Begumganj	113786	85432	75.1
355	Barishal	Banaripara	29564	22798	77.1	433	Dhaka	Mirpur	85732	64350	75.1
356	Sherpur	Sherpur Sadar	124541	96027	77.1	434	Sylhet	Companiganj	28658	21508	75.1
357	Chandpur	Hajiganj	64314	49582	77.1	435	Cumilla	Meghna	22983	17248	75
358	Manikganj	Manikganj Sadar	66183	51019	77.1	436	Shariatpur	Bhedarganj	45043	33799	75
359	Chattogram	Boalkhali	47221	36388	77.1	437	Tangail	Nagarpur	66970	50240	75
360	Narshingdi	Belaboo	41971	32337	77	438	Madaripur	Rajoir	48376	36265	75
361	Jhalakati	Nalchhiti	34401	26495	77	439	Lakshmipur	Kamalnagar	34243	25668	75
362	Gazipur	Kaliakair	61064	46983	76.9	440	Chattogram	Sitakunda	79246	59361	74.9
363	Lakshmipur	Ramgoti	35602	27389	76.9	441	Faridpur	Boalmari	54447	40782	74.9
364	Pabna	Sujanagar	63294	48691	76.9	442	Feni	Sonagazi	55330	41418	74.9
365	Tangail	Mirzapur	95891	73765	76.9	443	Tangail	Delduar	47983	35902	74.8
366	Moulavi Bazar	Juri	25947	19959	76.9	444	Cumilla	Chandina	78461	58702	74.8
367	Sylhet	Balaganj	50093	38502	76.9	445	Kurigram	Ulipur	106357	79500	74.7
368	Narayanganj	Narayanganj	199465	153284	76.8	446	Naogaon	Dhamoirhat	44786	33393	74.6
369	Moulavi Bazar	Sreemongal	64765	49759	76.8	447	Chattogram	Anwara	48304	35976	74.5
370	Barishal	Mehendiganj	50894	39090	76.8	448	Chattogram	Rangunia	75917	56535	74.5
371	Habiganj	Nabiganj	59892	46001	76.8	449	Chandpur	Motlab (North)	58533	43541	74.4
372	Chattogram	Panchlaish	32520	24975	76.8	450	Feni	Fulgazi	24875	18500	74.4
373	Kurigram	Bhurungamari	66760	51246	76.8	451	Munshiganj	Lohajong	31449	23363	74.3
374	Cumilla	Barura	90599	69470	76.7	452	Narayanganj	Sonargaon	89536	66499	74.3
375	Khagrachhari	Khagrachhari	19821	15197	76.7	453	Rangpur	Badarganj	66884	49636	74.2
376	Munshiganj	Serajdikhan	59553	45655	76.7	454	Manikganj	Harirampur	32460	24067	74.1
377	Habiganj	Chunarughat	62708	48063	76.6	455	Brahmanbaria	Kashba	66138	49037	74.1
378	Chandpur	Kachua	83443	63944	76.6	456	Noakhali	Companiganj	51113	37881	74.1
379	Sunamganj	Dowara Bazar	41337	31661	76.6	457	Munshiganj	Munshiganj	82649	61249	74.1
380	Noakhali	Hatiya	77227	59149	76.6	458	Chattogram	Sandwip	60100	44505	74.1
381	Noakhali	Senbag	55370	42405	76.6	459	Cumilla	Nangolkot	78188	57871	74
382	Narshingdi	Raipura	113841	87104	76.5	460	Cumilla	Homna	41330	30580	74
383	Kurigram	Nageswari	103317	79047	76.5	461	Munshiganj	Srinagar	59173	43730	73.9
384	Jhalakati	Jhalakati Sadar	35597	27234	76.5	462	Narshingdi	Shibpur	59241	43743	73.8
385	Lakshmipur	Ramganj	61471	46995	76.5	463	Brahmanbaria	Bijoy Nagar	52418	38679	73.8
386	Munshiganj	Tongibari	39052	29853	76.4	464	Chattogram	Karnaphuli	27742	20443	73.7
465	Sylhet	Fenchuganj	18898	13920	73.7	475	Khagrachhari	Ramgarh	13022	9444	72.5
466	Brahmanbaria	Akhaura	31192	22936	73.5	476	Chattogram	Mirsharai	85586	62049	72.5
467	Brahmanbaria	Brahmanbaria	80332	58948	73.4	477	Chattogram	Faticchhari	108768	78845	72.5
468	Cumilla	Daudkandi	74548	54556	73.2	478	Brahmanbaria	Sarail	57322	41374	72.2
469	Lakshmipur	Raipur	59644	43590	73.1	479	Brahmanbaria	Nasirnagar	57526	41354	71.9
470	Cumilla	Burichong	68984	50416	73.1	480	Chattogram	Chandanaish	45593	32681	71.7
471	Chattogram	Satkania	71692	52340	73	481	Dhaka	Nawabganj	71623	51336	71.7
472	Narayanganj	Araihazar	85458	62199	72.8	482	Chattogram	Lohagora	51045	36579	71.7
473	Chattogram	Patiya	70355	51143	72.7	483	Habiganj	Madhabpur	65664	46880	71.4
474	Manikganj	Singair	64424	46825	72.7	484	Brahmanbaria	Nabinagar	99244	69950	70.5
						485	Dhaka	Dohar	48301	33960	70.3
						486	Feni	Dagonbhuiyan	54440	38154	70.1

Sl. No.	Name of District	Name of Upazila	Total Couples	Total Acceptors	CAR (%)	Sl. No.	Name of District	Name of Upazila	Total Couples	Total Acceptors	CAR (%)
---------	------------------	-----------------	---------------	-----------------	---------	---------	------------------	-----------------	---------------	-----------------	---------

Table-16: List of Upazila achieved CAR 50-70% up to the end of May 2021

Sl. No.	Name of District	Name of Upazila	Total Couples	Total Acceptors	CAR (%)
1	Lakshmipur	Lakshmipur Sadar	139427	96790	69.4
2	Gazipur	Kapasias	72285	47736	66
3	Feni	Chhagalnaiya	35542	22651	63.7
4	Brahmanbaria	Bancharampur	64539	31882	49.4

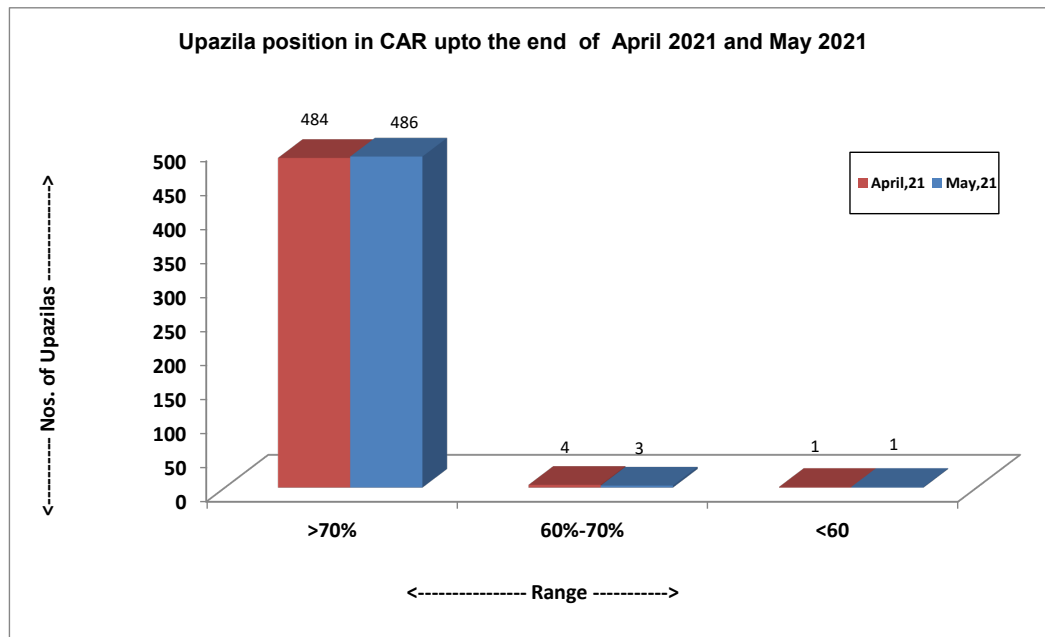


Table -17: Method wise Dropout and Switch Over by Division upto the end of May 2021

Division	Number of Acceptors dropped out and Switch Over									
	Oral Pill		Condom		Injectable		IUD		Implant	
	No Method	Switch Over	No Method	Switch Over	No Method	Switch Over	No Method	Switch Over	No Method	Switch Over
Rangpur	6194	4617	1778	1179	3087	2638	601	259	1096	877
Rajshahi	7555	5535	3607	2711	3036	2520	800	842	860	979
Khulna	7758	3830	2579	1431	3119	2832	276	189	704	547
Barisal	5082	2564	1427	591	2417	1586	450	155	582	338
Dhaka	11467	5821	4247	2496	4402	2790	1240	375	1525	892
Mymensingh	4442	2709	1269	627	1773	1240	218	108	627	463
Chattogram	10083	4880	4458	1517	5178	2640	1136	434	1523	808
Sylhet	5879	1979	2407	687	3085	1000	292	143	648	627
National	58460	31935	21772	11239	26097	17246	5013	2505	7565	5531

Table -18: Contraceptive Acceptors and Acceptance Rate by Division upto the end of April 2021 and May 2021

Division	Month	Total Eligible Couple	Total Number of Acceptors							CAR (%)
			Permanent Method	IUD	Implant	Injectable	Oral Pill	Condom	Total	
Rangpur	Apr-21	3650719	437892	68523	187756	627951	1431885	167336	2921343	80.02
	May-21	3652720	438010	68608	187356	628679	1433222	167432	2923307	80.03
Rajshahi	Apr-21	4257375	478643	97485	190775	616615	1673736	406809	3464063	81.37
	May-21	4259794	478791	97532	190454	617584	1674460	407142	3465963	81.36
Khulna	Apr-21	3491361	413632	80319	156811	557987	1270822	313567	2793138	80
	May-21	3492656	413920	80241	156662	559928	1269931	314231	2794913	80.02
Barisal	Apr-21	1662454	137643	50190	103704	343436	599350	82340	1316663	79.2
	May-21	1663090	137731	50184	103543	343274	599690	82630	1317052	79.19
Dhaka	Apr-21	5481856	536091	155791	259972	701430	2086646	494437	4234367	77.24
	May-21	5476591	536273	155405	259514	701984	2086996	494200	4234372	77.32
Mymensingh	Apr-21	2298665	192904	51532	123540	324909	1013086	118812	1824783	79.38
	May-21	2299977	192923	51593	123452	325444	1013435	118652	1825499	79.37
Chattogram	Apr-21	5137571	424208	181458	277853	801416	1847163	341687	3873785	75.4
	May-21	5141551	424254	181518	277512	801293	1849604	341955	3876136	75.39
Sylhet	Apr-21	1706134	200506	50452	97916	240910	605738	126372	1321894	77.48
	May-21	1748774	204832	51403	101183	248572	621208	128925	1356123	77.55
National	Apr-21	27686135	2821519	735750	1398327	4214654	10528426	2051360	21750036	78.56
	May-21	27735153	2826734	736484	1399676	4226758	10548546	2055167	21793365	78.58

Table -19: Status of Contraceptive Method-Mix based on CAR at the end of the Month of May 2021

Method	Rangpur	Rajshahi	Khulna	Barishal	Dhaka	Mymensingh	Chattogram	Sylhet	National
Permanent Method	14.99	13.81	14.81	10.46	12.65	10.54	10.96	15.12	12.97
I U D	2.34	2.81	2.88	3.82	3.68	2.80	4.69	3.83	3.39
Implant	6.43	5.51	5.62	7.89	6.14	6.73	7.19	7.46	6.44
Injectables	21.48	17.79	19.99	26.08	16.55	17.82	20.70	18.30	19.38
Oral Pill	49.03	48.34	45.49	45.49	49.28	55.65	47.63	45.78	48.40
Condom	5.73	11.74	11.22	6.25	11.68	6.46	8.82	9.51	9.43
Total	100.0	100.0	100.0	100.0	100.0	100.0	100.0	100.0	100.0

Method-Mix for the month of May 2021

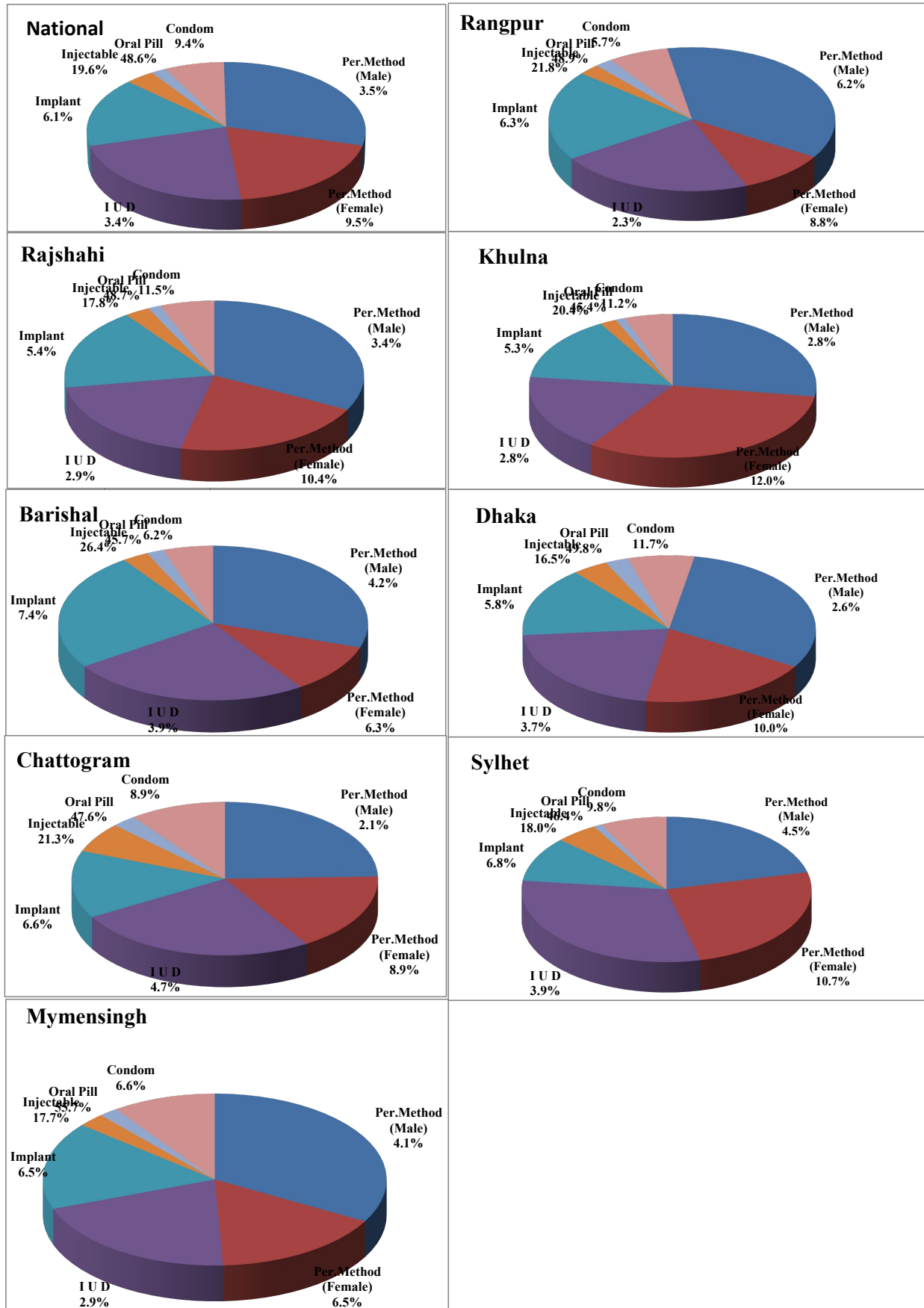


Table -20: Performance by type of MCH services for the month of April 2021 and May 2021

(in Number)

Services	Performance		% Change of May '21 over April,21	
	April '21	May '21		
Number of Pregnant Women	872845	875442	0.30	
No. of High Risk Pregnant Mother Referred	4634	5045	8.87	
Treatment, Advised & Referred Infertile Couple	105385	108863	3.30	
Treatment of RTI/STI (MCHTI, MFSTC, FWVTI-Raj & MCWCs)	5635	5471	-2.91	
Antenatal Care	1 st visit (within 4 Month)	143649	138189	-3.80
	2 nd visit (within 6 Month)	106834	109336	2.34
	3 rd visit (within 8 Month)	85914	86809	1.04
	4 th visit (in 9 th month) (including MCHTI, MFSTC & FWVTI-Raj)	74184	72757	-1.92
Delivery conducted in MCHTI, MFSTC, FWVTI-Rajshahi, MCWC, UHC, UH&FWC & NGO Clinics	Normal	41854	41705	-0.36
	C-Section	37755	37521	-0.62
	Total Delivery	79609	79226	-0.48
Postnatal Care (including MCHTI, MFSTC, FWVTI-Raj, MCWC, UHC, UH&FWC)	PNC-1 (within 24 Hour)	34875	34730	-0.42
	PNC-2 (within 2- 3 day)	31888	32375	1.53
	PNC-3 (within 7 -14 day)	34023	38025	11.76
	PNC-4 (within 42-48 day)	41767	41884	0.28
TT for Women (15 - 49 Yrs.)	1 st dose	105385	108863	3.30
	2 nd dose	106227	106844	0.58
	3 rd dose	105448	109907	4.23
	4 th dose	94579	109693	15.98
	5 th dose	94410	96233	1.93
Immunization	BCG (Vaccine)	146962	131852	-10.28
	PCV 1	147621	143628	-2.70
	PCV 2	145114	150293	3.57
	PCV 3	147194	207735	41.13
	MR Vaccine 1st Dose	129321	135199	4.55
	MR Vaccine 2nd Dose	123488	118009	-4.44
Number of ECP acceptors	7351	8219	11.81	
Number of MR done (Both Govt. & NGOs)	1772	1452	-18.06	
Total Live Births	103422	101292	-2.06	
Still Births (Including MCHTI, MFSTC & FWVTI-Raj)	126	163	29.37	
Death	Neonatal Deaths (0 - 28 day)	218	205	-5.96
	Infant Death (29 days -<1 Yr.)	77	75	-2.60
	Child Death (1 - <5Yrs.)	6	6	0.00
	Maternal Deaths	80	43	-46.25
	Other Death	24199	23749	-1.86
	Total Death	24543	24078	-1.89
No. of Health Education in UH&FWC	3426	2253	-34.24	

Table -21: Performance by type of Nutrition services for the month of April 2021 and May 2021

Services		Performance		% Change of May '21 over April,21
		April '21	May '21	
Nutrition Services for Pregnant Women, 0-59 months aged child and Mother	Counseling on IYCF, IFA, Vitamin-A and Hand washinh	639161	633247	-0.93
	Received IFA & Calcium Tablet (0-23 months child mother)	213114	178675	-19.27
	Exclusive Breast feeding up to 6 months	166665	188874	11.76
	No. of children (6-23Month) feeding complementary foods	180038	183958	2.13
	Feeding Tablet Vitamin A (6-59months Child)	5424	8463	35.91
	Received Tablet anti-helminthics (24-59months Child)	42326	40848	-3.62
	Feeding Zink pill with ORS suffering form diarrhoea	4518	3583	-26.10
	Identifying Suffering from MAM	7955	6829	-16.49
	Suffering from SAM & Referred	2068	1543	-34.02
	Identifying Child Stunting	3226	2506	-28.73
	Identifying Child Wasting	2791	2467	-13.13
	Identifying Child Under weight	3708	3251	-14.06

Annex - A: Summary of the Couples and Acceptors by Month Since May

Indicators		December.'20	January.'21	February.'21	March.'21	April.'21	May.'21
Number of Total Couples		27659104	27646705	27688431	27684841	27686135	27735153
Number of Total Acceptors		21720881	21711813	21747002	21751952	21750036	21793365
CAR (Contraceptive Acceptance Rate)		78.53	78.53	78.54	78.57	78.56	78.58
Method Specific Acceptors(Cumulative) by Month Since May 2021							
Indicators		December.'20	January.'21	February.'21	March.'21	April.'21	May.'21
Permanent Method (Male)Total		744701	744795	742691	740970	742960	741628
Permanent Method (Female) Total		2074641	2073381	2079214	2080630	2078559	2085106
Permanent Method (Total)		2819342	2818176	2821905	2821600	2821519	2826734
IUD (Users)Total		737088	735381	735168	736331	735750	736484
Implant (Users) Total		1381449	1383031	1390094	1399906	1398327	1399676
Injectable (Acceptors) Total		4212548	4209148	4216048	4215792	4214654	4226758
Oral Pill (Acceptors) Total		10521769	10516021	10531331	10527422	10528426	10548546
Condom (Acceptors) Total		2048685	2050056	2052456	2050901	2051360	2055167
Reporting Status	Number of Districts reported	64	64	64	64	64	64
	Number of Upazilas reported	490	490	490	489	490	489
Method Specific Absolute Performance by Month Since May 2021							
Indicators		December.'20	January.'21	February.'21	March.'21	April.'21	May.'21
Permanent Method (Male, Cases)		2415	2017	1817	2366	1087	1275
Permanent Method (Female, Cases)		8353	5931	6112	7618	4571	5096
Permanent Method (Total, Cases)		10768	7948	7929	9984	5658	6371
I U D (in cases)		19051	10745	10855	17299	9153	10130
Implant (Cases)		45206	27501	29604	44752	10681	12771
Injectables (Doses)		806026	813606	781847	813214	778600	943560
Oral Pill (Cycles)		5280647	5493285	5519179	5568173	5276059	5163548
Condom (Pieces)		8186689	8080167	7964564	8281522	7457265	7590077
Performance by types of MCH services by month since May 2021							
Services		December.'20	January.'21	February.'21	March.'21	April.'21	May.'21
Number of Pregnant Women		902658	889712	883698	872845	872845	875442
No. of High Risk Pregnant Mother Referred		5237	5145	5285	4634	4634	5045
Antenatal Care	1 st visit (within 4 Month)	147449	141684	163962	143649	143649	138189
	2 nd visit (within 6 Month)	117612	112201	113635	106834	106834	109336
	3 rd visit (within 8 Month)	99097	93405	95750	85914	85914	86809
	4 th visit (in 9 th month) (including MCHTI, MFSTC & FWVTI-Raj)	84188	78651	79917	74184	74184	72757

Services		December.'20	January.'21	February.'21	March.'21	April.'21	May.'21
Institutional Delivery(MCHTI, MFSTC, FWVTI-Raj., MCWC, UHC, UH&FWC & NGO)	Normal	48506	48861	46463	41854	41854	41705
	Caesarian	42605	42767	41870	37755	37755	37521
	Total	91111	91628	88333	79609	79609	79226
Non-Institutional Delivery	At Home by Trained Persons	33990	34924	35292	32387	32387	31445
	At Home by Non-Trained Persons	11556	11854	11927	11289	11289	10875
	Total	45546	46778	47219	43676	43676	42320
Total Delivery		136657	138406	135552	123285	123285	121546
Postnatal Care	PNC-1 (within 24 Hour)	42448	41134	38616	34875	34875	34730
	PNC-2 (within 2- 3 day)	35902	35750	33921	31888	31888	32375
	PNC-3 (within 7 -14 day)	39645	38878	36910	34023	34023	38025
	PNC-4 (within 42-48 day) (including MCHTI, MFSTC & FWVTI-Raj)	47620	46877	45894	41767	41767	41884
Postnatal care by trained person till two days in Home Delivery		5634	5256	5974	5372	5372	5183
No. of uses 7.1% chlorhexidine digluconate for umbilical cord care		35786	35798	32486	31890	31890	30996
TT for Women (15 - 49 Yrs.)	1 st dose	148355	96843	116459	105385	105385	108863
	2 nd dose	112066	94812	107282	106227	106227	106844
	3 rd dose	103860	89730	109008	105448	105448	109907
	4 th dose	103705	87667	104721	94579	94579	109693
	5 th dose	100485	86484	99684	94410	94410	96233
Immunization	BCG (Vaccine)	137847	124757	147884	138409	138409	131852
	PCV 1	154578	129200	168597	150260	150260	143628
	PCV 2	146360	125040	155641	151504	151504	150293
	PCV 3	144216	121343	153164	148987	148987	207735
	MR Vaccine 1st Dose	124652	119330	136058	135423	135423	135199
	MR Vaccine 2nd Dose	117757	111735	126408	130170	130170	118009
Number of ECP acceptors		8781	8025	8872	9193	9193	8219
Number of MR done (Both Govt. & NGOs)		1190	1309	1630	3398	3398	1452
General Treatment		2532150	2385108	2302867	2331083	2457938	2457938
*Total Live Births		111605	112692	112244	110065	108795	108795
Still Births (Including MCHTI, MFSTC & FWVTI-Raj)		332	192	191	187	171	171
Death	Neonatal Death (0 - 28 day)	345	357	320	218	218	205
	Infant Death (29 days -<1 Yr.)	119	86	113	77	77	75
	Child Death (1 -< 5 Yrs.)	10	20	6	6	6	6
	Maternal Death	67	58	76	80	80	43
	Other Death	25727	28444	29328	24199	24199	23749
	Total Death		26268	28965	29843	24580	24580
* Live births conducted at Govt. MCH, DH, MCWC, UHC, UH&FWC, NGOs and Home. The information is collected by FWAs through field visit.							

Annex - C : City Corporation wise Contraceptive Acceptors and Acceptance Rate (CAR) (Partial) at the end of the month of May 2021

Name of the City Corporation	Eligible Couple	Oral Pill	Condom	Injectable	I U D	Implant	Permanent Method			Total Acceptors	CAR(%)
							Male	Female	Total		
Rangpur City Corporation	105611	39034	10119	17450	1162	5755	3409	6402	9811	83331	0
Rangpur Division	105611	39034	10119	17450	1162	5755	3409	6402	9811	83331	78.9
Rajshahi City Corporation	102252	28373	27556	17821	793	2163	573	6325	6898	83604	0
Rajshahi Division	102252	28373	27556	17821	793	2163	573	6325	6898	83604	81.76
Khulna City Corporation	134920	38042	24817	19919	7566	8492	4877	5740	10617	109453	0
Khulna Division	134920	38042	24817	19919	7566	8492	4877	5740	10617	109453	81.12
Barisal City Corporation	29287	12043	4662	2810	338	1914	285	1142	1427	23194	0
Barisal Division	29287	12043	4662	2810	338	1914	285	1142	1427	23194	79.2
Dhaka City Corporation	97154	30141	12432	15057	3225	4590	3786	5556	9342	74787	0
Gazipur City Corporation	111327	47538	10535	13269	3240	4803	1729	7817	9546	88931	0
Narayanganj City Corporation	112798	40478	12377	15242	2529	4308	3932	5771	9703	84637	0
Dhaka Division	321279	118157	35344	43568	8994	13701	9447	19144	28591	248355	77.3
Chattogram City Corporation	81246	27109	10891	9673	3657	4866	2055	3748	5803	61999	0
Chattogram Division	81246	27109	10891	9673	3657	4866	2055	3748	5803	61999	76.31
Sylhet City Corporation	29535	11438	4033	3300	425	1437	672	2332	3004	23637	0
Sylhet Division	29535	11438	4033	3300	425	1437	672	2332	3004	23637	80.03
Mymensingh City Corporation	33110	13581	2973	3913	814	2484	1573	2240	3813	27578	0
Mymensingh Division	33110	13581	2973	3913	814	2484	1573	2240	3813	27578	83.29
Total	628759	210098	97428	90128	17284	31419	17376	33700	51076	497433	79.11