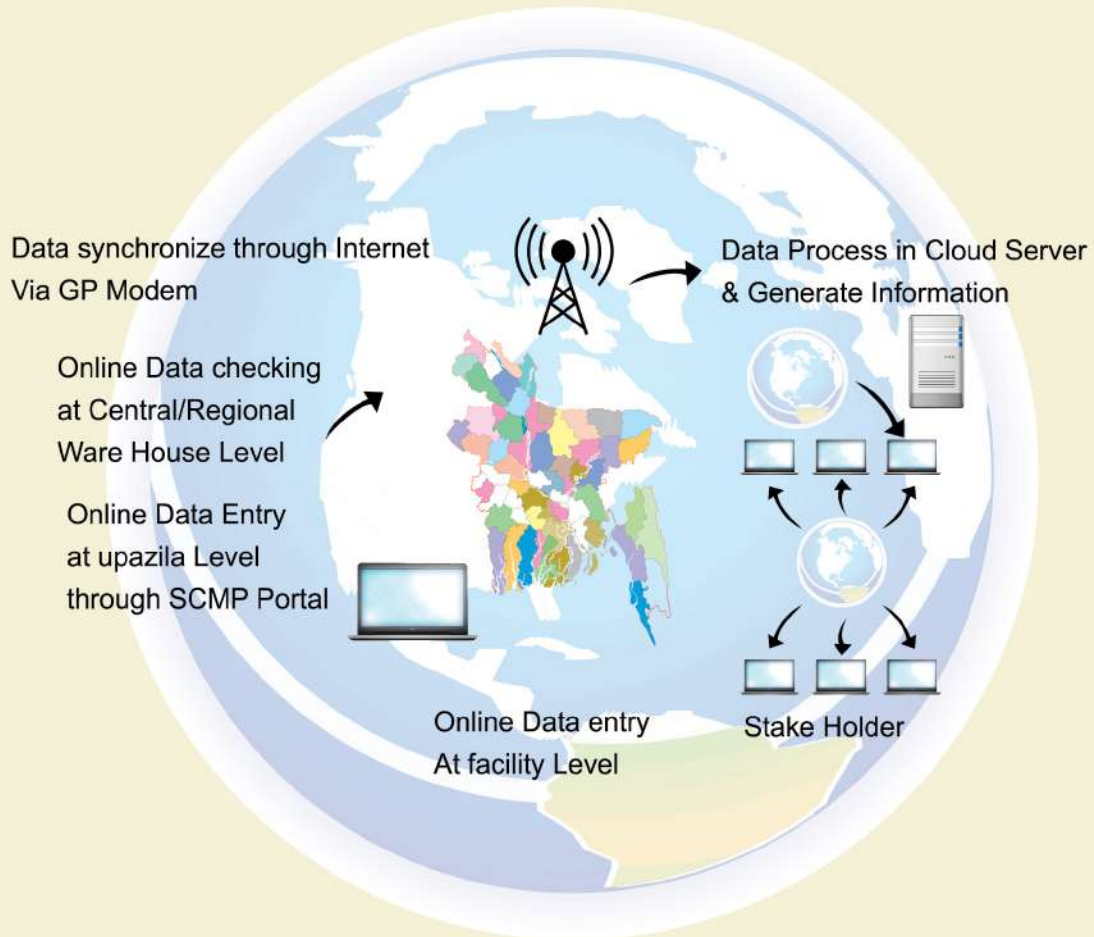




মুজিববর্ষে স্বাস্থ্য খাত
এগিয়ে যাবে অনেক ধাপ

FAMILY PLANNING MONTHLY LOGISTICS REPORT January 2021

Logistics Management Information System (LMIS) Data Flow System



Management Information System (MIS)
Directorate General of Family Planning (DGFP)

Government of the People's Republic of Bangladesh
Medical Education and Family Welfare Division
Directorate General of Family Planning
Management Information System (MIS)
6, Kawran Bazar, Dhaka- 1215
www.dgfp.gov.bd

Memo No. 59.11.00000.402.16.002.19.47

Date: 15 March, 2021.

Sub: Family Planning Monthly Logistics Report for the Month of January, 2021.

Family Planning Monthly Logistics Report for the Month of January, 2021 is sent herewith for your kind information & necessary action. This report is prepared on the basis of Form-7 submitted by Warehouses and Form-7B submitted by Upazila Family Planning Offices by using WIMS & UIMS operational tools. It provides useful information on monthly distribution and stock balance of all the major contraceptives & DDS Kits of Warehouse/Upazila Stores. For more information you are requested to visit at www.scmpbd.org web site.

Comments and suggestions for improvement of this report will be highly appreciated.



(Khan Md. Rezaul Karim)
Additional Secretary (MEFW Division)
and
Director & Line Director (MIS)
Phone: 55012352
Mail: dirmis@dgfp.gov.bd

Memo No. 59.11.00000.402.16.002.19.47/1(204)

Date: 15 March, 2021.

Copy of the report forwarded to:

1. Secretary, Medical Education & Family Welfare Division, Ministry of Health & Family Welfare, Bangladesh Secretariat, Dhaka.
2. Additional Secretary (Admin), Medical Education & Family Welfare Division, Ministry of Health & Family Welfare, Bangladesh Secretariat, Dhaka.
3. Director (Administration), Directorate General of Family Planning, 6 Kawran Bazar, Dhaka 1215.
4. Joint Secretary (Development), Medical Education & Family Welfare Division, Ministry of Health & Family Welfare, Bangladesh Secretariat, Dhaka.
5. Director (Logistics & Supply) and Line Director (Procurement, Storage & Supply Management), Directorate General of Family Planning, 6 Kawran Bazar, Dhaka 1215.
6. Director & Line Director (MIS), Directorate General of Family Planning, 6 Kawran Bazar, Dhaka.
7. Director Finance & Line Director (Family Planning Field Service Delivery), Directorate General of Family Planning, 6 Kawran Bazar, Dhaka 1215.
8. Director (IEM) & Line Director (Information, Education and Communication), Directorate General of Family Planning, 6 Kawran Bazar, Dhaka 1215.
9. Director (Planning) & Line Director (Planning Monitoring and Evaluation), Directorate General of Family Planning, 6 Kawran Bazar, Dhaka 1215.

10. Director (MCH-Services) & Line Director (MCRAH), Directorate General of Family Planning, 6 Kawran Bazar, Dhaka 1215.
11. Line Director (CCSDP, Directorate General of Family Planning, 6 Kawran Bazar, Dhaka 1215.
12. Director (Audit), Directorate General of Family Planning, 6 Kawran Bazar, Dhaka 1215.
13. Divisional Director, Family Planning, Dhaka / Chittagong / Rajshahi / Khulna / Sylhet / Barisal/ Rangpur/ Mymensingh Division.
14. Joint Chief (Planning), Health Service Division, Ministry of Health & Family Welfare, Bangladesh Secretariat, Dhaka
15. Joint Chief (Population & Planning wing), Planning commission, Sher-e-Bangla Nagar, Dhaka.
16. Joint Chief (Planning), Program Management and Monitoring Unit (PMMU), Azimpur, Dhaka-1205.
17. Superintendent, Maternal & Child Health Training Institute (MCHTI), Azimpur, Dhaka.
18. Director, Mohammadpur Fertility Services & Training Centre (MFSTC), Mohammadpur, Dhaka.
19. Director, Maternal & Child Health Training Institute (MCHTI), Lalkuthi, Mirpur, Dhaka.
20. P.S. to the Honorable Minister, Ministry of Health and Family Welfare, Bangladesh Secretariat, Dhaka, for kind information of the Honorable Minister.
21. Deputy Chief (Planning), Medical Education & Family Welfare Division, Ministry of Health & Family Welfare, Bangladesh Secretariat, Dhaka.
22. Additional Director (Drugs and Stores), Directorate General of Family Planning, Central Warehouse, Mohakhali, Dhaka.
23. Deputy Director, Family Planning, ----- District (You are requested to take appropriate measures to ensure timely online submission of Form 7B report from upazilas).
24. Regional/District Consultant, FPCS-QIT, District Family Planning Office, ----- District.
25. Central/Regional Supply Officer, Family Planning, ----- CWH/RWHs.
26. Assistant Maintenance Engineer, MIS Unit, DGFP (Requested to upload this report to DGFP website).
27. Country Project Director, SIAPS/MSH, House: 3, Road: No. 23B, Gulshan-1, Dhaka-1212.
28. Country Director, the World Bank, E-32, Agargaon, Sher-e-Bangla Nagar, Dhaka-1207.
29. Team Leader, Population & Health Team, USAID, Madani Avenue, Baridhara, Dhaka.
30. Country Representative, UNFPA, IDB Bhaban, Agargaon, Sher-E-Bangla Nagar, Dhaka.
31. Managing Director, SMC, SMC Tower, 33 Banani C/A, Dhaka-1213.
32. Documentation Center, IEM Unit, Directorate General of Family Planning, 6 Kawran Bazar, Dhaka.
33. Responsible person of Dispatch Section, MIS Unit, DGFP (Requested to distribute the published 'Family Planning Monthly Logistics Report' to concerned Person/Office/Organization).
34. PA to Director General, Directorate General of Family Planning, 6 Kawran Bazar, Dhaka 1215.
35. Concerned Organization/Person.



 (Shafiul Haque)
 Deputy Director (MIS)

Table Of Contents

	Page
1. DGFP Stock Status Report	1-2
2. National Receipts Quantity by Product by Month	3
3. National Level Contraceptive Summary Report	4
4. Stock Status Report at Different Levels	5
5. Contraceptive Stock Status by Product at Upazila Store and Field	6-10
6. Contraceptive Stock Status by Product at Regional Warehouses/Upazila	11-31
7. Month-wise Consumption Trend	32-34
8. Report on Upazila and Warehouse Having Stock Out in last month	35

1. DGFP Stock Status Report

		2021												2022												2023												2024
Year →		2	3	4	5	6	7	8	9	10	11	12	1	2	3	4	5	6	7	8	9	10	11	12	1	2	3	4	5	6	7	8	9	10	11	12	1	
Min.-Max. →		Min						Max																														
Product ↓		CS - 78.43m : 9.6 MOS																																				
Condom		9.6 MOS						37.18m = 4.6 MOS						67m = 8.2 MOS																								
*AMC = 8.17m														FY 2019-20: 175.75m (138.57m received)						FY 2020-21: 67m (GoB Rev.)																		
		CS - 98.15m : 16.1 MOS																																				
Pill (Total)		16.1 MOS						76.97m = 12.6 MOS																														
*AMC = 6.09m														FY 2020-21: 22.47m (2G) & 54.5m (3G) - RPA																								
		CS (0.608m): 49.1 MOS																																				
IUD		49.1 MOS (January 2025)																																				
*AMC = 12,377		CS (27.27m): 34.0 MOS																								FY 2020-21: 16m (14m - RPA & 2m Rev.)												
Injectables		34.0 MOS																																				
*AMC = 0.802m																										5.5m = 6.8												
		CS-(0.191m): 5.8 MOS												FY 2020-21: 0.55m (RPA)																								
Implant		5.8 MOS						0.55m = 16.5 MOS																														
*AMC = 33,321																																						
		Legend: ■ Current Stock (CS): Less than 3 MOS ■ Current Stock (CS): MOS 3.0 to Less than 6 MOS ■ Current Stock (CS): MOS 6 and above ■ Planned for FY 2020-21 ■ Procurement completed, yet to be received ■ Donation																																				
		Pill (Total): 2nd & 3rd generation Shukhi and APON *AMC is calculated based on past 6-months consumption Data Sources: DGFP/L&S unit, DGFP LMIS web site - https://scmpbd.org/ Central Warehouse WIMS data and Approved DGFP Procurement Plan National min-max stock level is 6 & 10 MOS AMC = Average Monthly Consumption																																				

DGFP STOCK STATUS NOTES
(For Contraceptives)
Month: January 2021

CONDOM – Current national stock is 78.43 million pieces and this stock can be used up to November 2021.

- 2019-20: GoB (Rev.) – 175.75 million pcs: DGFP received total 138.57 million as of 31st January 2020. Rest 37.18 million is scheduled to deliver to DGFP from February 2021 and onward.
- 2020-21: GoB (Rev.) – 67 million pcs. (Revised plan): IFT published on 05-08-2020, tender opened on 17-08-2020, TEC meeting held on 31-08-2020 and contract signed on 08/10/2020.

PILL – Current national stock of Oral Contraceptive Pill is 98.15 million cycles which will go up to May 2022.

- 2020-21: GoB (RPA) – 22.47 million cycles (2nd Generation): Tender rejected and IFT (Retender) published on 18-11-2020 and TOC held on 02/12/2020. TEC held on 06/01/2021.
- 2020-21: GoB (RPA) – 54.5 million cycles (3rd Generation): 1st and 2nd TEC meeting held on 12/10/2020 and 20/10/2020 respectively. Send to CCGP through ministry for approval on 22-11-2020. Proposal approved by CCGP on 23/12/2020. Contract signed on 11/01/2021(For Lot-01) and 18/01/2021(For Lot 02 & 03).
- 2020-21: GoB (RPA) – 4 million cycles (POP - Apon): IFT published on 02-09-20 and Tender opened on 30-09-20. TEC meeting held on 19-10-20. NOA issued on 15-11-2020. Contract signed on 09/12/2020.
- 2020-21: GoB (Rev.) – 31m (2nd Generation): Contract signed on 15/10/2020. DGFP received all 31 million cycles as of 31st January 2021.
- 2020-21: GoB (Rev.) – 6 million (3rd Generation): Contract signed on 14/10/2020. DGFP received 2 million cycles in November 2020. Rest 4m received in full quantity by DGFP in December 2020.
- 2020-21: GoB (Rev.) – 0.5 million cycles (POP- APON): Contract signed on 04/10/2020. DGFP received the total quantity in November 2020.

IUD – Current national stock is 0.608 million pcs and this stock can be used up to January 2025.

INJECTABLES – Current stock of 27.27 million vials and that can be used up to November 2023.

- 2020-21: GoB (RPA) – 14 million vials: IFT published on 16-09-2020. TEC held on 28-10-2020, Send to ministry on 05-11-2020 for approval. Contract signed on 14/12/2020. DGFP received 9.5 million as of 31st January 2021. Rest 4.5 million may arrive on February 2021.
- 2020-21: GoB (Rev.) – 2 million vials: Contract signed on 07/10/2020 and DGFP received full quantity as of 31st October 2020.

IMPLANT – Current stock is 0.191 million sets and this can be used up to July 2021.

- 2019-20: GoB (RPA) - 300,000 sets (Two rods – Revised plan): Tender opened for two rod is on 04/06/2020. TEC meeting held on 22-09-2020. (Carry forwarded to FY2020-21).Tender rejected and fresh IFT with modified specification published on 24/12/2020. IFT opened on 28.01.2021.
- 2020-21: GoB (RPA)–0.275 million sets of single rod implant plan approved by DG. IFT published on 05-10-2020. Tender opened on 19-11-2020. Tender rejected due to not dropping by any vendor.
- 2020-21: GoB (RPA) – 0.275 million sets of two rod implant plan approved by DG. IFT published on 18-01-2021.

You can also download the previous reports from <http://www.scmpbd.org>

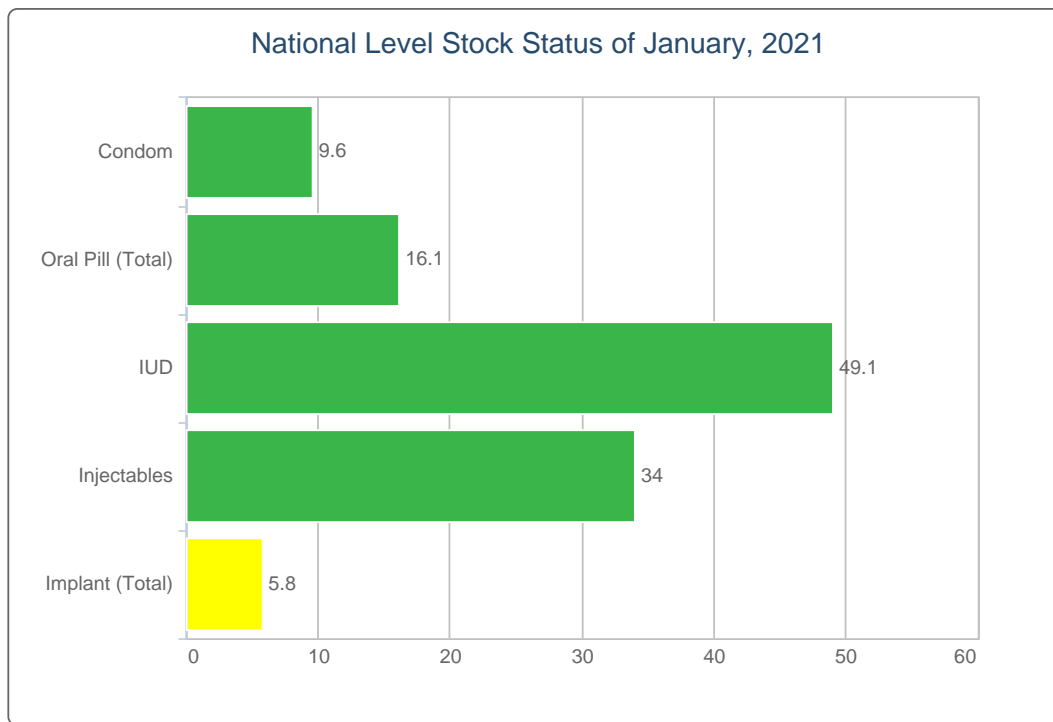
2. National Receipts Quantity by Product by Month

Contraceptive Received Report

Month: January, 2021

Item	Supplier	Receiver	Date Receipts	Qty
Condom	ESSENTIAL DRUGS CO. LTD.	Barishal RWH	31/01/21	5,954,400
	KHULNA ESSENTIAL LATEX PLANT (KELP)	Chattogram RWH	31/01/21	6,674,400
Total				12,628,800
Shukhi (2nd Gen)	TECHNO DRUGS Ltd	Bogura RWH	31/01/21	11,000,000
Total				11,000,000
Injectables	TECHNO DRUGS Ltd	Bogura RWH	31/01/21	9,500,000
Total				9,500,000
Tab Misoprostol	RENATA LIMITED	Dhaka CWH	31/01/21	320,124
Total				320,124

3. National Level Contraceptive Summary Report

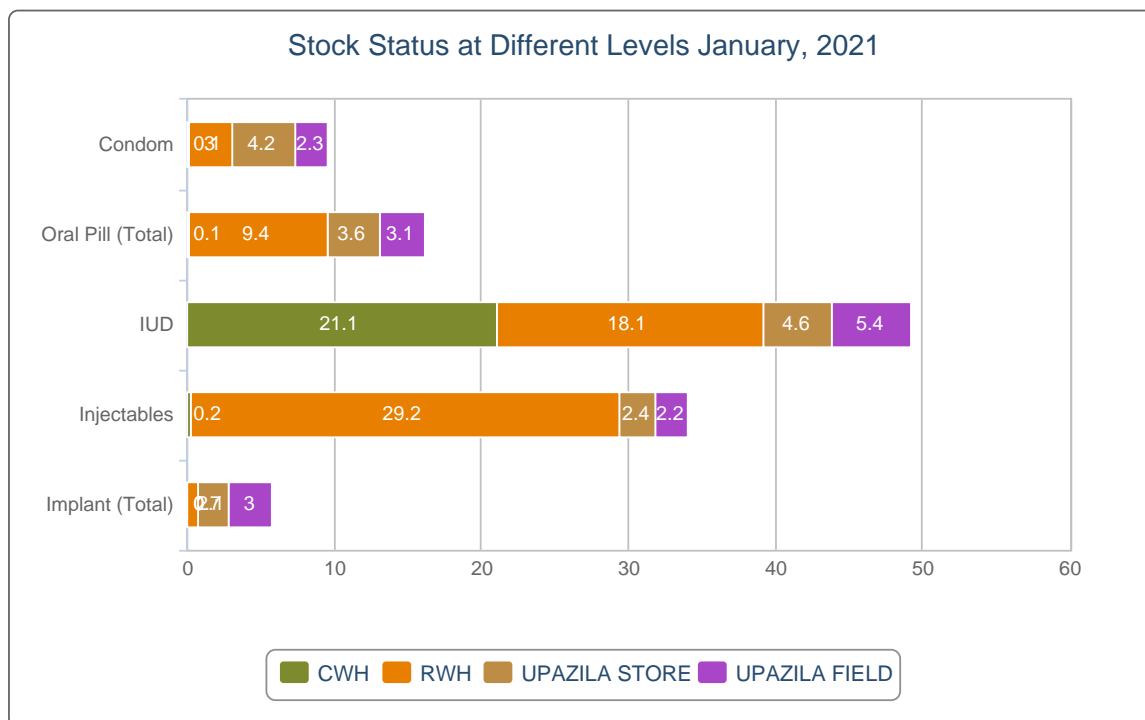


■ MOS less than 4.0
 ■ MOS 4.0 - 7.9
 ■ MOS 8.0 and above
 MOS = Month of Stock

National Level Stock Status of January, 2021

SL	Name of Products	Reported Consumption	Reported Closing Balance	Average Monthly Consumption	MOS
1	Condom	8,133,857	78,436,363	8,177,334	9.6
2	Oral Pill (Total)	6,173,735	98,149,023	6,095,082	16.1
3	IUD	10,815	608,204	12,376	49.1
4	Injectables	815,911	27,269,050	802,627	34.0
5	Implant (Total)	26,817	191,631	33,321	5.8

4. Stock Status Report at Different Levels

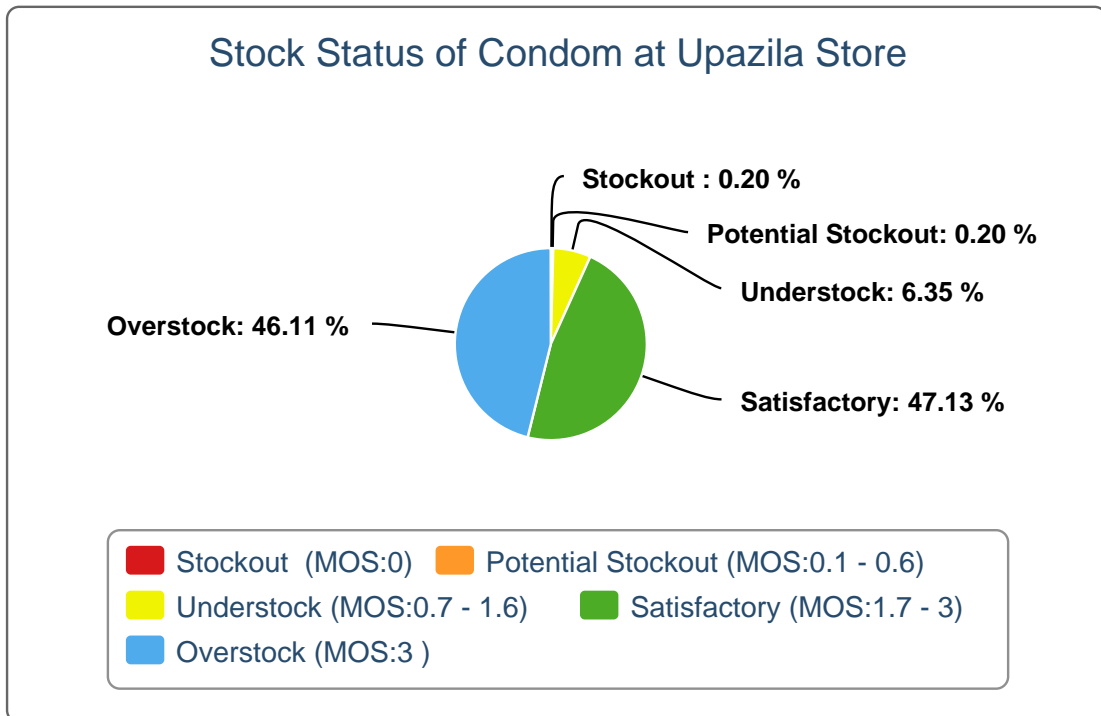


Stock Status at Different Levels January, 2021

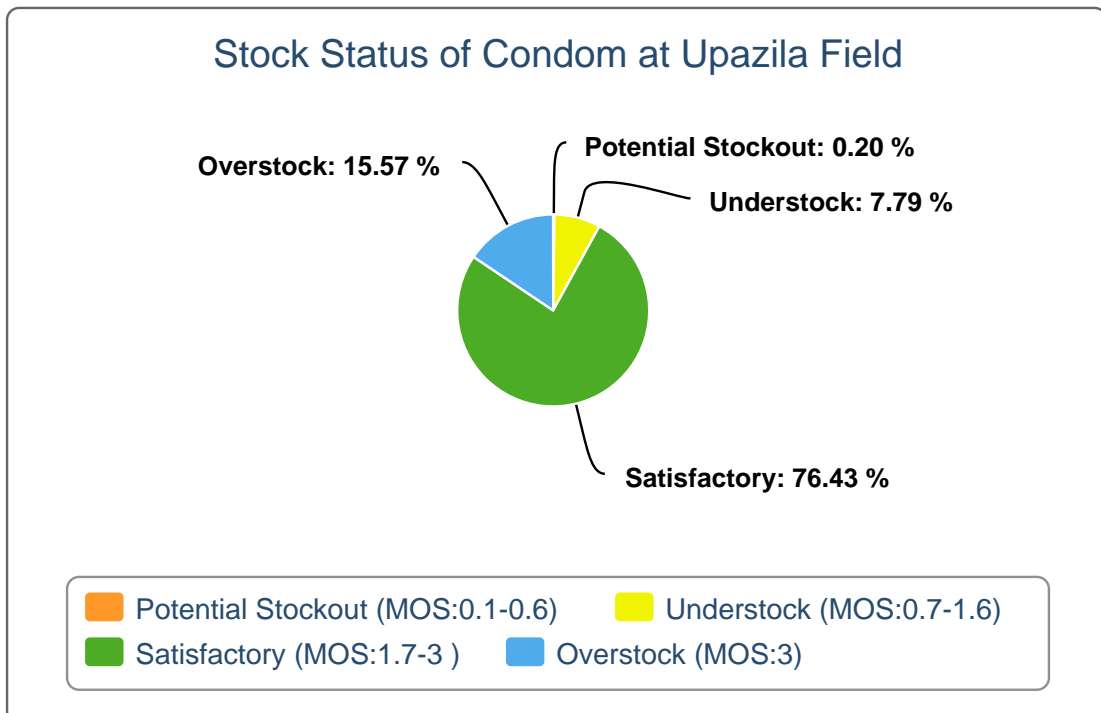
Products	Avg. Consump. of Last 6 Months	CWH Level	MOS	RWH Level	MOS	Upazila Level	MOS	Field Level	MOS	National Level	MOS
Condom	8,177,334	738,000	0.1	24,599,000	3	34,550,142	4.2	18,549,221	2.3	78,436,363	9.6
Oral Pill (Total)	6,095,082	330,840	0.1	57,160,628	9.4	21,838,606	3.6	18,818,949	3.1	98,149,023	16.1
IUD	12,376	260,950	21.1	223,588	18.1	56,990	4.6	66,676	5.4	608,204	49.1
Injectables	802,627	170,281	0.2	23,430,400	29.2	1,903,312	2.4	1,765,057	2.2	27,269,050	34
Implant (Total)	33,321	693	0	22,850	0.7	68,656	2.1	99,432	3	191,631	5.8

5. Contraceptive Stock Status by Product at Upazila Store and Field

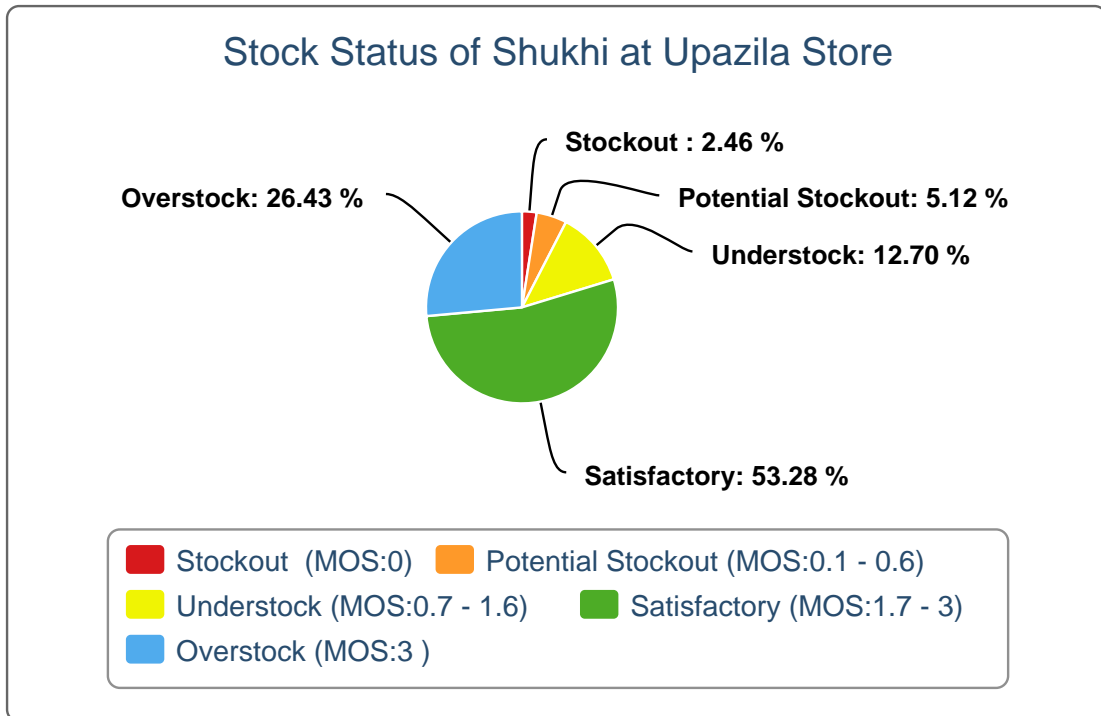
5(a).



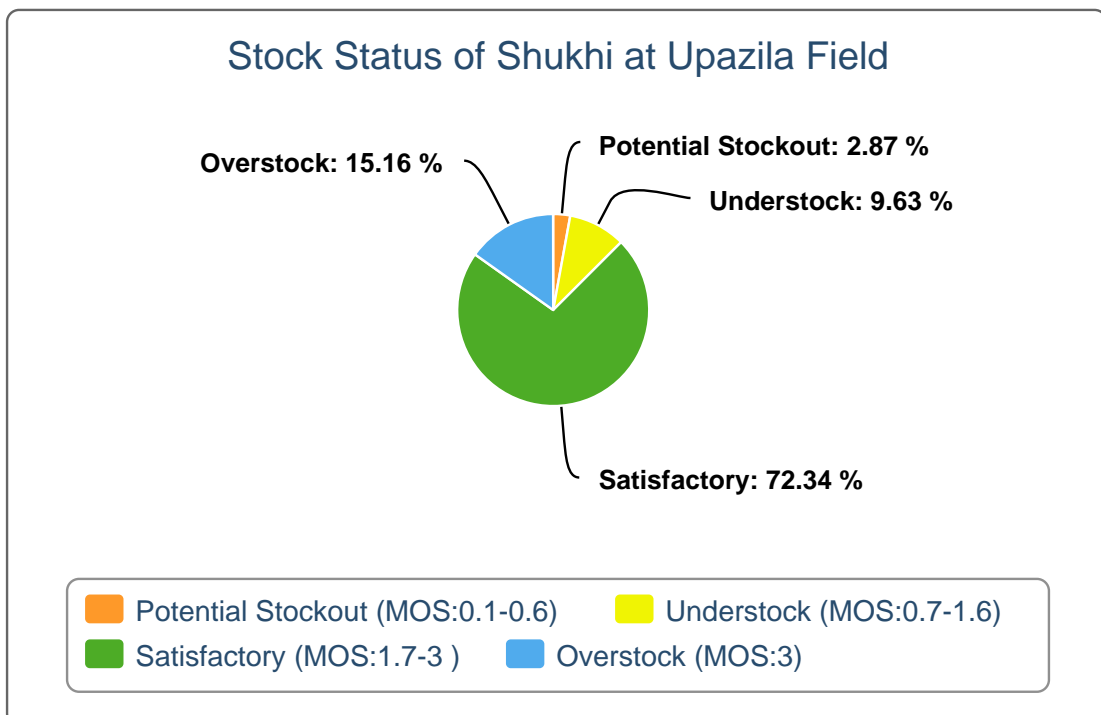
5(b).



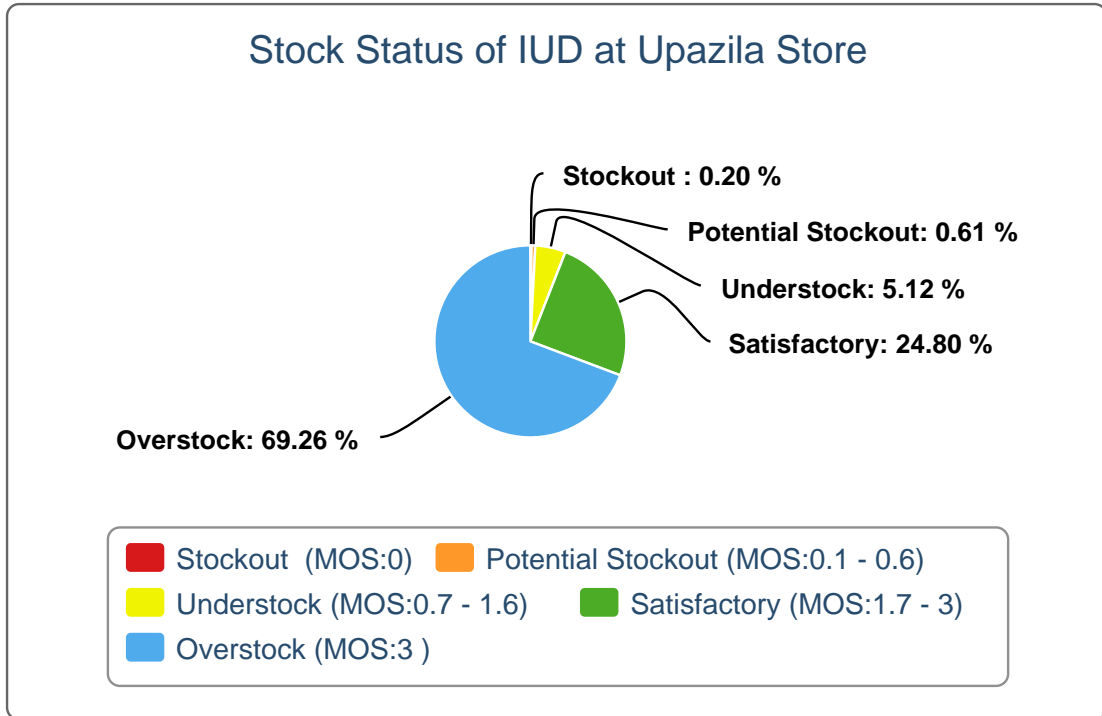
5(c).



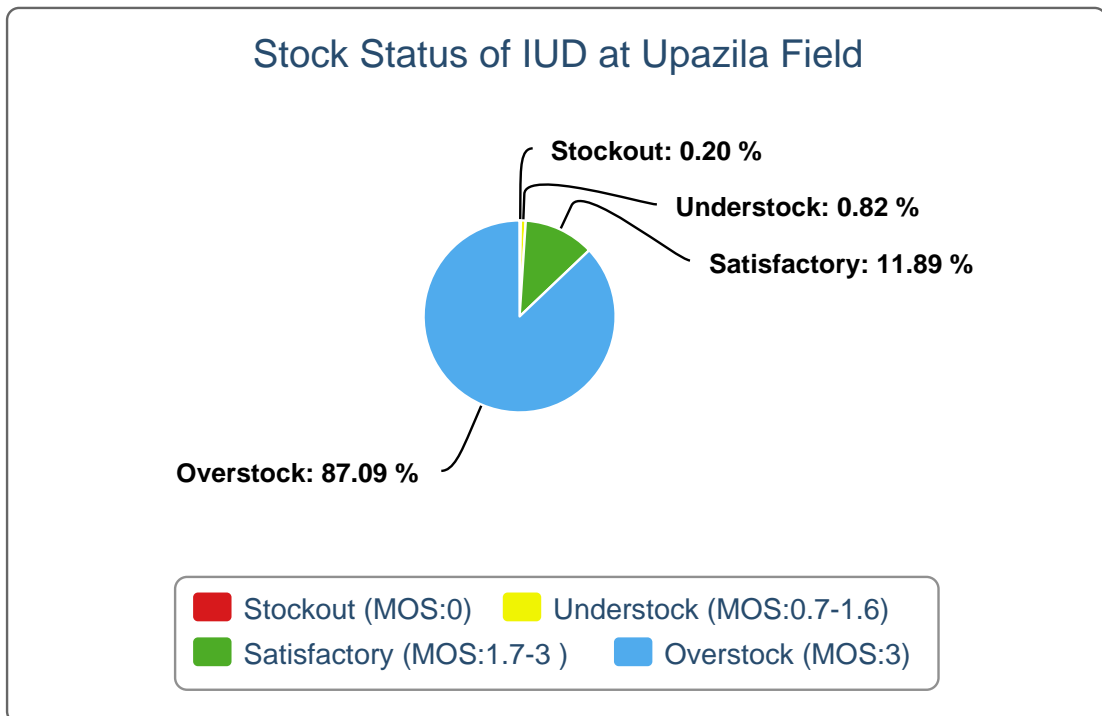
5(d).



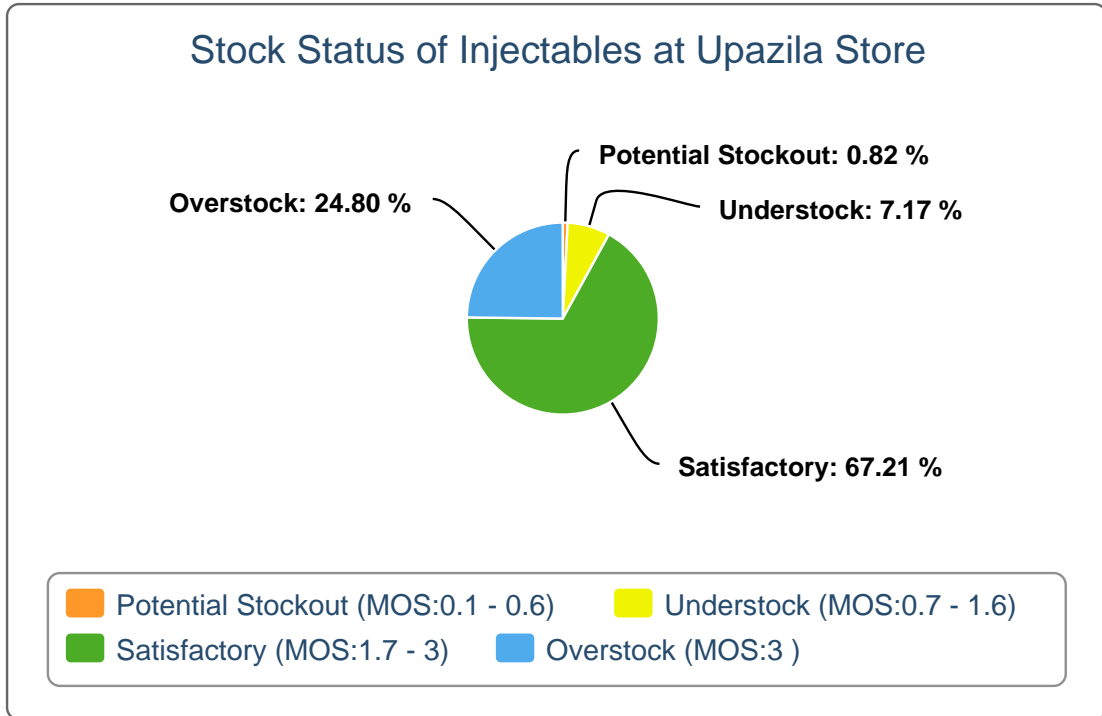
5(e).



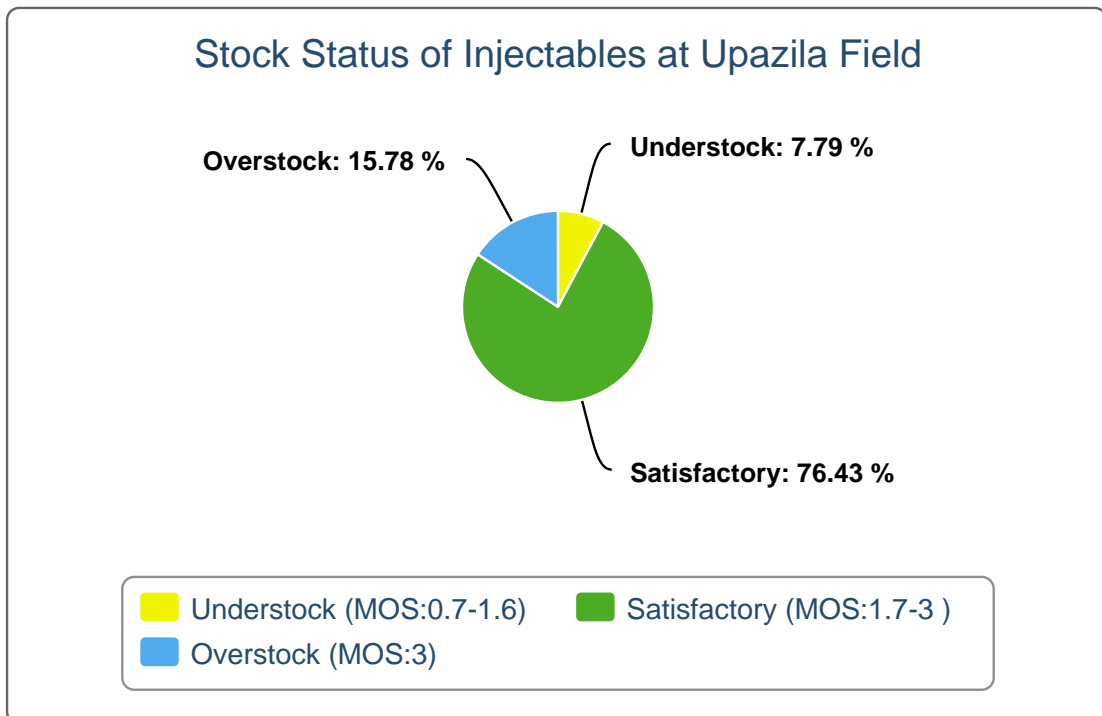
5(f).



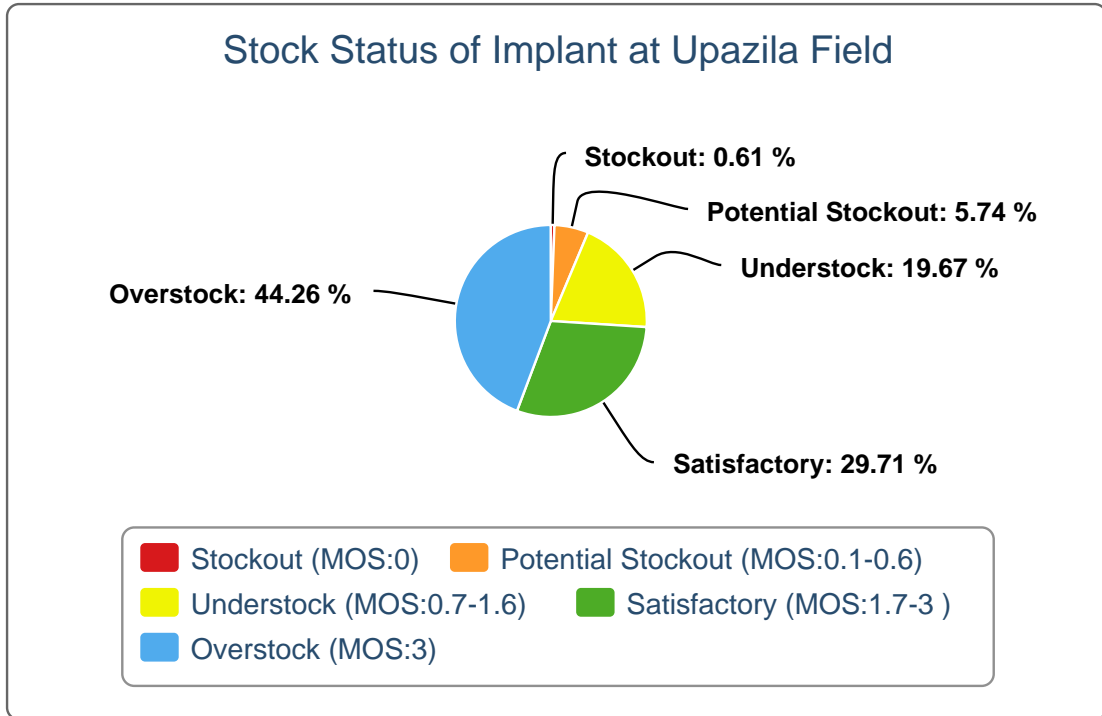
5(g).



5(h).



5(i).



6(a). Contraceptive Stock Status by Product at Regional Warehouses

SL	WH Name	Condom			Shukhi			IUD			Injectables			Implant		
		CBL	AMD	MOS	CBL	AMD	MOS	CBL	AMD	MOS	CBL	AMD	MOS	CBL	AMD	MOS
1	Bandarban RWH	162,000	34,834	4.7	141,600	21,185	6.7	540	135	4.0	17,000	2,720	6.3	250	177	1.4
2	Barishal RWH	392,400	211,122	1.9	231,840	178,579	1.3	12,150	342	35.5	1,700	27,183	0.1	1,000	949	1.1
3	Bhola RWH	313,200	43,639	7.2	168,000	51,145	3.3	4,500	125	36.0	43,000	26,848	1.6	750	326	2.3
4	Bogura RWH	922,800	501,168	1.8	14,898,560	333,584	44.7	20,675	442	46.8	7,686,500	28,888	266.1	850	2,453	0.3
5	Chattogram RWH	10,019,000	375,830	26.7	18,565,578	286,239	64.9	27,930	1,292	21.6	10,254,800	46,165	222.1	250	2,255	0.1
6	Cumilla RWH	115,200	432,056	0.3	350,880	328,357	1.1	6,150	1,237	5.0	253,000	55,449	4.6	700	2,366	0.3
7	Dhaka CWH	738,000	1,206,331	0.6	330,840	696,347	0.5	260,950	1,689	154.5	170,281	89,566	1.9	693	3,077	0.2
8	Dinajpur RWH	208,800	171,296	1.2	228,480	253,546	0.9	15,400	340	45.3	101,000	30,292	3.3	900	2,143	0.4
9	Faridpur RWH	1,522,800	455,624	3.3	434,400	284,101	1.5	16,250	721	22.5	69,000	31,061	2.2	600	2,157	0.3
10	Jamalpur RWH	144,000	291,992	0.5	504,000	225,377	2.2	10,100	224	45.1	57,000	25,251	2.3	700	1,077	0.6
11	Jashore RWH	342,000	425,592	0.8	741,120	252,878	2.9	12,650	356	35.5	88,500	37,116	2.4	2,950	1,237	2.4
12	Khulna RWH	931,200	506,709	1.8	16,650,090	322,710	51.6	19,900	482	41.3	4,196,500	31,466	133.4	1,200	1,320	0.9
13	Kushtia RWH	943,200	280,771	3.4	857,280	141,899	6.0	5,833	169	34.5	91,600	28,841	3.2	1,650	784	2.1
14	Mymensingh RWH	4,568,400	591,254	7.7	208,800	715,747	0.3	3,200	749	4.3	21,500	50,427	0.4	1,100	2,556	0.4
15	Noakhali RWH	450,000	214,166	2.1	872,160	153,619	5.7	6,125	696	8.8	91,000	37,074	2.5	700	1,381	0.5
16	Pabna RWH	644,400	456,010	1.4	861,120	313,782	2.7	3,200	696	4.6	101,000	40,368	2.5	550	839	0.7
17	Patuakhali RWH	255,600	95,236	2.7	313,920	127,516	2.5	10,900	275	39.6	59,700	21,340	2.8	1,900	1,084	1.8
18	Rajshahi RWH	223,200	609,141	0.4	124,320	262,984	0.5	15,860	309	51.3	57,200	30,025	1.9	3,200	1,253	2.6
19	Rangamati RWH	183,600	44,803	4.1	192,960	35,223	5.5	675	88	7.7	8,000	2,799	2.9	400	254	1.6
20	Rangpur RWH	1,303,200	470,264	2.8	277,920	597,829	0.5	10,550	1,107	9.5	42,000	93,724	0.4	300	2,678	0.1
21	Sylhet RWH	262,800	523,406	0.5	308,640	324,397	1.0	17,200	580	29.7	162,400	45,050	3.6	1,600	2,052	0.8
22	Tangail RWH	691,200	236,090	2.9	228,960	188,038	1.2	3,800	322	11.8	28,000	20,974	1.3	1,300	903	1.4

6(b). Contraceptive Stock Status by Product at Upazila

SL	Warehouse Name	Upazila Name	Condom			Shukhi			IUD			Injectables			Implant		
			CBL	AMD	MOS	CBL	AMD	MOS	CBL	AMD	MOS	CBL	AMD	MOS	CBL	AMD	MOS
1	Bandarban RWH	Alikadam	20,856	9,147	2.3	6,155	3,351	1.8	120	26	4.6	1,650	515	3.2	162	33	4.9
2	Bandarban RWH	Bandarban Sadar	7,224	3,587	2.0	7,830	3,663	2.1	89	32	2.8	1,749	545	3.2	101	45	2.2
3	Bandarban RWH	Lama	12,576	5,618	2.2	12,130	5,161	2.4	134	45	3.0	1,706	620	2.8	84	28	3.0
4	Bandarban RWH	Naikhongchhari	17,060	6,191	2.8	13,560	3,375	4.0	30	8	3.8	1,961	591	3.3	2	25	0.1
5	Bandarban RWH	Rowangchhari	14,172	2,600	5.5	11,130	1,936	5.7	28	8	3.5	1,020	179	5.7	20	15	1.3
6	Bandarban RWH	Ruma	28,800	5,439	5.3	11,455	1,703	6.7	34	7	4.9	831	103	8.1	95	8	11.9
7	Bandarban RWH	Thanchi	9,174	2,252	4.1	5,340	1,996	2.7	50	9	5.6	324	167	1.9	116	23	5.0
8	Barishal RWH	Agailjhara	20,410	6,609	3.1	29,192	7,667	3.8	62	9	6.9	1,381	665	2.1	50	29	1.7
9	Barishal RWH	Babuganj	340,900	5,027	67.8	33,660	6,191	5.4	51	12	4.3	1,139	554	2.1	50	33	1.5
10	Barishal RWH	Bakerganj	713,032	15,861	45.0	49,480	13,784	3.6	51	23	2.2	3,711	1,877	2.0	100	76	1.3
11	Barishal RWH	Banari Para	342,748	5,082	67.4	32,435	6,650	4.9	55	6	9.2	1,119	519	2.2	0	34	0.0
12	Barishal RWH	Barishal Sadar (kotwali)	89,388	35,049	2.6	36,945	15,022	2.5	131	54	2.4	6,492	3,364	1.9	30	102	0.3
13	Barishal RWH	Bhandaria	46,420	10,402	4.5	30,760	7,490	4.1	50	19	2.6	2,006	1,030	1.9	100	40	2.5
14	Barishal RWH	Gaurnadi	94,600	8,685	10.9	37,675	9,858	3.8	42	16	2.6	1,881	962	2.0	100	51	2.0
15	Barishal RWH	Hizla	168,488	7,637	22.1	25,575	5,387	4.7	44	9	4.9	2,810	1,433	2.0	200	13	15.4
16	Barishal RWH	Indurkani	87,464	4,260	20.5	18,815	4,584	4.1	53	6	8.8	321	614	0.5	100	30	3.3
17	Barishal RWH	Jhalokati Sadar	135,800	8,206	16.5	31,405	6,775	4.6	40	11	3.6	1,764	792	2.2	50	94	0.5
18	Barishal RWH	Kanthalia	108,981	4,089	26.7	23,620	4,421	5.3	45	5	9.0	1,357	642	2.1	100	22	4.5
19	Barishal RWH	Kawkhali	57,900	4,716	12.3	26,730	3,524	7.6	35	13	2.7	825	354	2.3	0	31	0.0
20	Barishal RWH	Mathbaria	223,116	14,270	15.6	62,265	17,127	3.6	68	20	3.4	3,293	1,607	2.0	0	57	0.0
21	Barishal RWH	Mehendiganj	31,200	11,370	2.7	35,630	10,341	3.4	53	30	1.8	9,676	4,794	2.0	200	13	15.4
22	Barishal RWH	Muladi	21,499	9,496	2.3	21,810	6,965	3.1	47	7	6.7	3,673	1,794	2.0	102	20	5.1
23	Barishal RWH	Nalchity	31,392	6,274	5.0	22,075	6,659	3.3	57	11	5.2	2,464	1,314	1.9	110	25	4.4
24	Barishal RWH	Nazirpur	209,268	14,335	14.6	32,075	11,290	2.8	19	22	0.9	2,800	1,375	2.0	100	44	2.3
25	Barishal RWH	Nesarabad (swarupkati)	188,128	16,400	11.5	48,390	12,358	3.9	71	22	3.2	2,703	1,326	2.0	50	80	0.6

SL	Warehouse Name	Upazila Name	Condom			Shukhi			IUD			Injectables			Implant		
			CBL	AMD	MOS	CBL	AMD	MOS	CBL	AMD	MOS	CBL	AMD	MOS	CBL	AMD	MOS
26	Barishal RWH	Pirojpur Sadar	113,100	9,280	12.2	26,505	7,608	3.5	71	28	2.5	1,777	856	2.1	100	56	1.8
27	Barishal RWH	Rajapur	101,776	5,478	18.6	26,910	4,584	5.9	50	4	12.5	1,106	536	2.1	150	10	15.0
28	Barishal RWH	Wazirpur	1,009,224	8,596	117.4	42,635	10,294	4.1	33	15	2.2	1,570	775	2.0	50	89	0.6
29	Bhola RWH	Bhola Sadar	22,718	11,514	2.0	47,823	10,498	4.6	123	52	2.4	10,830	5,016	2.2	420	120	3.5
30	Bhola RWH	Burhanuddin	17,866	3,477	5.1	30,495	7,512	4.1	56	17	3.3	7,735	1,339	5.8	300	38	7.9
31	Bhola RWH	Char Fasson	35,900	14,429	2.5	56,660	14,643	3.9	103	30	3.4	17,830	8,668	2.1	200	66	3.0
32	Bhola RWH	Daulat Khan	33,294	2,270	14.7	52,381	4,446	11.8	125	4	31.3	7,000	3,474	2.0	500	12	41.7
33	Bhola RWH	Lalmohan	24,810	6,606	3.8	38,189	9,176	4.2	102	15	6.8	10,680	5,046	2.1	350	27	13.0
34	Bhola RWH	Manpura	8,876	4,067	2.2	9,712	2,383	4.1	72	3	24.0	4,708	1,801	2.6	20	36	0.6
35	Bhola RWH	Tazumuddin	37,234	1,276	29.2	50,831	2,487	20.4	102	4	25.5	4,819	1,504	3.2	0	27	0.0
36	Bogura RWH	Adamdighi	12,300	9,612	1.3	56,800	5,866	9.7	67	15	4.5	868	258	3.4	100	48	2.1
37	Bogura RWH	Akkelpur	25,128	5,964	4.2	798,490	4,695	170.1	59	9	6.6	1,475	349	4.2	0	85	0.0
38	Bogura RWH	Atrai	26,000	11,268	2.3	25,955	10,759	2.4	101	6	16.8	1,275	484	2.6	50	47	1.1
39	Bogura RWH	Badalgachhi	29,262	9,347	3.1	36,925	9,790	3.8	26	6	4.3	2,792	1,215	2.3	100	65	1.5
40	Bogura RWH	Bogura Sadar	93,800	75,057	1.2	26,977	13,906	1.9	132	36	3.7	1,160	2,153	0.5	20	162	0.1
41	Bogura RWH	Dhamoirhat	6,904	7,527	0.9	7,605	7,130	1.1	55	8	6.9	1,513	539	2.8	50	20	2.5
42	Bogura RWH	Dhunat	67,500	31,390	2.2	59,960	19,757	3.0	105	13	8.1	4,313	1,845	2.3	50	110	0.5
43	Bogura RWH	Dhupchanchia	18,750	8,401	2.2	41,045	7,436	5.5	19	10	1.9	1,570	684	2.3	50	122	0.4
44	Bogura RWH	Gabtali	60,936	27,480	2.2	49,335	14,380	3.4	76	4	19.0	5,193	2,240	2.3	150	120	1.3
45	Bogura RWH	Ghoraghat	17,500	5,204	3.4	13,465	6,033	2.2	99	14	7.1	387	287	1.3	50	41	1.2
46	Bogura RWH	Hakimpur	8,900	7,094	1.3	22,122	4,000	5.5	57	11	5.2	816	265	3.1	100	40	2.5
47	Bogura RWH	Joypurhat Sadar	55,236	17,058	3.2	52,720	10,758	4.9	65	34	1.9	2,170	764	2.8	400	181	2.2
48	Bogura RWH	Kahaloo	28,188	17,528	1.6	19,765	10,830	1.8	43	28	1.5	1,316	866	1.5	50	123	0.4
49	Bogura RWH	Kalai	21,996	6,350	3.5	40,175	7,848	5.1	43	9	4.8	1,045	381	2.7	50	53	0.9
50	Bogura RWH	Khetlal	19,308	7,235	2.7	36,535	4,636	7.9	25	8	3.1	1,211	240	5.0	0	67	0.0

SL	Warehouse Name	Upazila Name	Condom			Shukhi			IUD			Injectables			Implant		
			CBL	AMD	MOS	CBL	AMD	MOS	CBL	AMD	MOS	CBL	AMD	MOS	CBL	AMD	MOS
51	Bogura RWH	Mahadebpur	28,404	15,557	1.8	45,560	15,741	2.9	36	9	4.0	2,111	783	2.7	100	138	0.7
52	Bogura RWH	Manda	64,800	22,480	2.9	69,180	28,617	2.4	253	57	4.4	4,032	1,831	2.2	50	89	0.6
53	Bogura RWH	Nandigram	21,300	8,518	2.5	26,565	9,881	2.7	60	4	15.0	1,040	365	2.8	0	55	0.0
54	Bogura RWH	Naogaon Sadar	56,640	25,576	2.2	57,965	15,799	3.7	100	15	6.7	3,624	1,356	2.7	50	72	0.7
55	Bogura RWH	Niamatpur	47,540	15,282	3.1	80,745	13,336	6.1	77	10	7.7	2,966	824	3.6	100	76	1.3
56	Bogura RWH	Panchbibi	19,220	10,849	1.8	27,623	7,074	3.9	29	13	2.2	1,587	835	1.9	401	107	3.7
57	Bogura RWH	Patnitala	33,900	8,913	3.8	21,514	9,037	2.4	62	8	7.8	1,129	594	1.9	200	64	3.1
58	Bogura RWH	Porsha	31,764	10,640	3.0	70,480	8,947	7.9	97	13	7.5	2,766	483	5.7	50	29	1.7
59	Bogura RWH	Raninagar	19,108	11,292	1.7	44,300	8,079	5.5	60	4	15.0	532	497	1.1	100	26	3.8
60	Bogura RWH	Sapahar	33,602	10,040	3.3	46,310	9,468	4.9	82	5	16.4	2,011	965	2.1	150	42	3.6
61	Bogura RWH	Sariakandi	44,184	16,274	2.7	278,080	8,991	30.9	91	22	4.1	3,048	1,149	2.7	150	121	1.2
62	Bogura RWH	Shajahanpur	76,354	43,117	1.8	31,785	13,000	2.4	29	11	2.6	2,653	1,054	2.5	50	94	0.5
63	Bogura RWH	Sherpur	68,892	30,307	2.3	69,970	18,277	3.8	116	19	6.1	3,481	1,547	2.3	200	72	2.8
64	Bogura RWH	Shibganj	44,900	15,867	2.8	53,910	20,591	2.6	50	7	7.1	4,200	3,313	1.3	250	94	2.7
65	Bogura RWH	Sonatola	54,320	9,941	5.5	55,275	8,922	6.2	132	34	3.9	2,747	722	3.8	100	90	1.1
66	Chattogram RWH	Anowara	45,900	9,201	5.0	171,875	9,879	17.4	150	22	6.8	1,963	881	2.2	250	39	6.4
67	Chattogram RWH	Banshkhali	25,788	12,177	2.1	25,105	10,331	2.4	76	14	5.4	3,993	2,047	2.0	650	133	4.9
68	Chattogram RWH	Boalkhali	284,100	8,750	32.5	207,084	9,220	22.5	90	28	3.2	920	471	2.0	150	47	3.2
69	Chattogram RWH	Chakaria	31,224	14,302	2.2	48,160	15,149	3.2	140	72	1.9	7,191	3,347	2.1	200	101	2.0
70	Chattogram RWH	Chandanaish	22,200	7,109	3.1	22,260	7,323	3.0	12	29	0.4	561	856	0.7	100	27	3.7
71	Chattogram RWH	Cox's Bazar Sadar	78,132	18,101	4.3	151,395	13,945	10.9	211	66	3.2	2,800	3,023	0.9	730	110	6.6
72	Chattogram RWH	Dighinala	6,846	8,479	0.8	12,243	8,721	1.4	41	16	2.6	830	1,000	0.8	150	45	3.3
73	Chattogram RWH	Double Mooring	88,200	46,465	1.9	20,120	11,633	1.7	396	195	2.0	5,524	2,627	2.1	380	148	2.6
74	Chattogram RWH	Fatikchhari	242,400	13,805	17.6	245,350	14,152	17.3	96	25	3.8	3,888	1,751	2.2	150	195	0.8
75	Chattogram RWH	Hathazari	57,485	27,625	2.1	42,680	14,503	2.9	137	24	5.7	2,711	1,159	2.3	250	55	4.5

SL	Warehouse Name	Upazila Name	Condom			Shukhi			IUD			Injectables			Implant		
			CBL	AMD	MOS	CBL	AMD	MOS	CBL	AMD	MOS	CBL	AMD	MOS	CBL	AMD	MOS
76	Chattogram RWH	Khagrachhari Sadar	42,336	3,611	11.7	32,890	5,137	6.4	91	45	2.0	109	477	0.2	146	29	5.0
77	Chattogram RWH	Kutubdia	50,652	2,465	20.5	31,320	2,892	10.8	271	27	10.0	9,048	932	9.7	300	101	3.0
78	Chattogram RWH	Lakshmichhari	7,849	1,467	5.4	5,113	2,329	2.2	58	12	4.8	79	102	0.8	100	11	9.1
79	Chattogram RWH	Lohagara	16,894	5,771	2.9	381,779	6,631	57.6	97	12	8.1	2,295	1,247	1.8	200	31	6.5
80	Chattogram RWH	Mahalchhari	6,092	3,239	1.9	7,495	3,998	1.9	71	5	14.2	214	261	0.8	150	22	6.8
81	Chattogram RWH	Maheshkhali	19,160	7,314	2.6	47,085	15,988	2.9	62	46	1.3	6,384	3,039	2.1	128	134	1.0
82	Chattogram RWH	Manikchhari	10,496	1,190	8.8	14,890	1,801	8.3	82	3	27.3	300	428	0.7	100	31	3.2
83	Chattogram RWH	Matiranga	11,200	7,736	1.4	25,615	6,770	3.8	30	32	0.9	821	784	1.0	52	53	1.0
84	Chattogram RWH	Mirsharai	26,710	11,642	2.3	30,225	12,237	2.5	98	45	2.2	3,344	1,630	2.1	200	55	3.6
85	Chattogram RWH	Panchhari	7,024	2,601	2.7	8,475	4,233	2.0	93	5	18.6	239	174	1.4	100	24	4.2
86	Chattogram RWH	Panchlaish	53,848	38,249	1.4	20,276	8,669	2.3	208	107	1.9	3,667	2,169	1.7	80	97	0.8
87	Chattogram RWH	Patiya	42,200	19,145	2.2	44,280	17,757	2.5	180	110	1.6	3,660	1,867	2.0	230	118	1.9
88	Chattogram RWH	Pekua	63,900	7,448	8.6	56,670	7,096	8.0	100	30	3.3	4,726	2,513	1.9	150	47	3.2
89	Chattogram RWH	Ramgarh	4,816	3,455	1.4	11,900	3,493	3.4	44	6	7.3	337	205	1.6	100	34	2.9
90	Chattogram RWH	Ramu	37,916	9,395	4.0	16,305	6,710	2.4	2	51	0.0	1,293	2,137	0.6	70	89	0.8
91	Chattogram RWH	Rangunia	27,867	13,013	2.1	33,481	10,566	3.2	162	44	3.7	2,808	1,445	1.9	100	53	1.9
92	Chattogram RWH	Raozan	26,588	10,159	2.6	40,735	9,461	4.3	125	62	2.0	2,505	1,094	2.3	400	85	4.7
93	Chattogram RWH	Sandwip	45,082	8,894	5.1	63,160	10,683	5.9	161	13	12.4	7,699	1,131	6.8	100	73	1.4
94	Chattogram RWH	Satkania	21,860	9,673	2.3	26,340	8,014	3.3	109	16	6.8	1,825	732	2.5	150	62	2.4
95	Chattogram RWH	Sitakunda	24,069	13,153	1.8	19,760	8,664	2.3	100	35	2.9	2,394	1,148	2.1	150	29	5.2
96	Chattogram RWH	Teknaf	57,900	23,438	2.5	36,570	12,457	2.9	15	62	0.2	3,862	4,165	0.9	370	111	3.3
97	Chattogram RWH	Ukhia	11,444	6,758	1.7	39,570	5,797	6.8	31	33	0.9	1,877	1,323	1.4	143	66	2.2
98	Cumilla RWH	Akhaura	53,932	6,712	8.0	25,106	5,279	4.8	183	13	14.1	4,117	720	5.7	60	22	2.7
99	Cumilla RWH	Ashuganj	69,540	12,287	5.7	37,845	6,232	6.1	145	17	8.5	3,181	775	4.1	50	50	1.0
100	Cumilla RWH	Banchhampur	91,200	15,599	5.8	53,625	8,682	6.2	187	24	7.8	4,441	1,535	2.9	150	102	1.5

SL	Warehouse Name	Upazila Name	Condom			Shukhi			IUD			Injectables			Implant		
			CBL	AMD	MOS	CBL	AMD	MOS	CBL	AMD	MOS	CBL	AMD	MOS	CBL	AMD	MOS
101	Cumilla RWH	Barura	42,324	12,972	3.3	36,930	16,289	2.3	142	37	3.8	6,348	3,014	2.1	200	42	4.8
102	Cumilla RWH	Bijoynagar	73,308	12,197	6.0	42,841	8,545	5.0	164	18	9.1	4,284	1,336	3.2	50	35	1.4
103	Cumilla RWH	Brahman Para	43,300	6,626	6.5	37,645	7,037	5.3	205	24	8.5	2,672	668	4.0	11	51	0.2
104	Cumilla RWH	Brahmanbaria Sadar	117,900	25,144	4.7	86,145	9,877	8.7	323	55	5.9	4,883	2,104	2.3	0	133	0.0
105	Cumilla RWH	Burichang	56,878	18,848	3.0	29,786	15,542	1.9	140	24	5.8	3,358	1,514	2.2	200	85	2.4
106	Cumilla RWH	Chandina	44,361	12,456	3.6	34,643	13,408	2.6	168	33	5.1	3,065	2,687	1.1	100	23	4.3
107	Cumilla RWH	Chandpur Sadar	39,900	12,576	3.2	47,000	12,187	3.9	237	96	2.5	5,391	2,048	2.6	200	107	1.9
108	Cumilla RWH	Chauddagram	82,036	17,119	4.8	51,410	15,199	3.4	258	22	11.7	6,563	3,246	2.0	100	46	2.2
109	Cumilla RWH	Cumilla Adarsha Sadar	65,700	40,532	1.6	31,595	15,118	2.1	171	109	1.6	3,527	2,711	1.3	48	169	0.3
110	Cumilla RWH	Cumilla Sadar Dakshin	38,800	14,628	2.7	13,730	14,574	0.9	174	26	6.7	1,966	2,616	0.8	80	60	1.3
111	Cumilla RWH	Daudkandi	115,128	10,373	11.1	55,185	9,155	6.0	107	62	1.7	6,331	1,629	3.9	50	40	1.3
112	Cumilla RWH	Debidwar	107,400	16,836	6.4	48,690	14,619	3.3	315	116	2.7	6,633	2,608	2.5	250	46	5.4
113	Cumilla RWH	Faridganj	64,200	10,295	6.2	64,545	10,102	6.4	165	64	2.6	5,905	1,935	3.1	0	154	0.0
114	Cumilla RWH	Haim Char	25,600	3,289	7.8	22,405	4,115	5.4	132	19	6.9	1,733	421	4.1	50	26	1.9
115	Cumilla RWH	Hajiganj	49,700	6,065	8.2	52,860	10,091	5.2	344	38	9.1	4,551	1,772	2.6	100	78	1.3
116	Cumilla RWH	Homna	60,236	13,602	4.4	33,475	7,220	4.6	135	21	6.4	3,139	1,170	2.7	200	34	5.9
117	Cumilla RWH	Kachua	107,236	9,877	10.9	61,430	11,224	5.5	131	47	2.8	5,482	2,796	2.0	150	57	2.6
118	Cumilla RWH	Kasba	77,800	17,887	4.3	38,735	12,146	3.2	147	30	4.9	3,448	1,106	3.1	50	129	0.4
119	Cumilla RWH	Laksam	54,200	7,428	7.3	30,015	6,504	4.6	178	32	5.6	3,096	1,359	2.3	60	32	1.9
120	Cumilla RWH	Manoharganj	51,764	8,807	5.9	31,265	7,122	4.4	90	10	9.0	2,840	1,133	2.5	100	35	2.9
121	Cumilla RWH	Matlab Dakshin	51,100	7,493	6.8	40,402	6,198	6.5	200	22	9.1	4,520	1,401	3.2	115	58	2.0
122	Cumilla RWH	Matlab Uttar	73,100	11,765	6.2	42,870	10,332	4.1	164	66	2.5	3,842	1,147	3.3	50	102	0.5
123	Cumilla RWH	Meghna	32,400	4,843	6.7	30,990	4,206	7.4	110	38	2.9	3,258	748	4.4	100	48	2.1
124	Cumilla RWH	Muradnagar	124,514	28,798	4.3	49,785	15,882	3.1	301	45	6.7	7,935	2,745	2.9	0	103	0.0
125	Cumilla RWH	Nabinagar	140,449	21,892	6.4	29,568	14,267	2.1	62	14	4.4	3,586	1,599	2.2	0	147	0.0

SL	Warehouse Name	Upazila Name	Condom			Shukhi			IUD			Injectables			Implant		
			CBL	AMD	MOS	CBL	AMD	MOS	CBL	AMD	MOS	CBL	AMD	MOS	CBL	AMD	MOS
126	Cumilla RWH	Nangalkot	71,400	17,061	4.2	37,886	7,746	4.9	153	26	5.9	3,918	1,768	2.2	100	73	1.4
127	Cumilla RWH	Nasirnagar	50,876	8,054	6.3	56,855	11,438	5.0	130	14	9.3	3,041	979	3.1	0	93	0.0
128	Cumilla RWH	Sarail	63,100	10,795	5.8	44,890	8,104	5.5	101	14	7.2	4,697	1,373	3.4	0	98	0.0
129	Cumilla RWH	Shahrasti	19,900	4,012	5.0	47,310	6,232	7.6	127	18	7.1	4,398	1,885	2.3	50	54	0.9
130	Cumilla RWH	Titas	29,200	5,188	5.6	26,910	3,685	7.3	184	43	4.3	4,372	901	4.9	50	34	1.5
131	Dhaka CWH	Araihazar	25,200	13,123	1.9	43,715	21,570	2.0	190	40	4.8	4,838	2,332	2.1	0	99	0.0
132	Dhaka CWH	Bandar	71,475	36,656	1.9	38,120	16,432	2.3	80	25	3.2	4,013	2,197	1.8	0	66	0.0
133	Dhaka CWH	Belabo	20,268	8,328	2.4	17,345	7,344	2.4	80	13	6.2	1,491	715	2.1	100	59	1.7
134	Dhaka CWH	Daulatpur	24,816	11,521	2.2	18,650	9,044	2.1	111	12	9.3	1,939	1,044	1.9	110	52	2.1
135	Dhaka CWH	Dhamrai	41,476	23,327	1.8	29,096	21,962	1.3	231	87	2.7	1,774	1,326	1.3	0	51	0.0
136	Dhaka CWH	Dohar	20,360	10,967	1.9	15,055	6,053	2.5	100	7	14.3	956	488	2.0	0	49	0.0
137	Dhaka CWH	Gazaria	22,260	9,126	2.4	16,665	7,354	2.3	115	9	12.8	1,303	502	2.6	111	17	6.5
138	Dhaka CWH	Gazipur Sadar	9,060	44,778	0.2	55,155	20,373	2.7	109	52	2.1	3,700	1,954	1.9	0	57	0.0
139	Dhaka CWH	Ghior	22,188	9,728	2.3	25,870	5,876	4.4	96	8	12.0	1,021	510	2.0	272	24	11.3
140	Dhaka CWH	Harirampur	37,212	17,804	2.1	15,265	5,727	2.7	152	5	30.4	634	373	1.7	20	64	0.3
141	Dhaka CWH	Kaliakair	51,040	24,437	2.1	40,720	19,733	2.1	105	22	4.8	1,535	775	2.0	100	40	2.5
142	Dhaka CWH	Kaliganj	55,484	27,313	2.0	30,420	15,759	1.9	144	9	16.0	2,335	1,283	1.8	100	32	3.1
143	Dhaka CWH	Kapasias	70,824	18,207	3.9	29,965	13,215	2.3	119	7	17.0	1,185	590	2.0	200	45	4.4
144	Dhaka CWH	Keraniganj	60,699	38,225	1.6	38,260	22,692	1.7	183	68	2.7	4,996	2,848	1.8	156	90	1.7
145	Dhaka CWH	Lohajang	23,700	11,126	2.1	14,345	6,460	2.2	63	15	4.2	922	492	1.9	0	44	0.0
146	Dhaka CWH	Manikganj Sadar	47,700	29,224	1.6	32,235	11,832	2.7	159	17	9.4	2,416	1,035	2.3	40	117	0.3
147	Dhaka CWH	Manohardi	27,600	12,916	2.1	23,940	9,618	2.5	126	22	5.7	3,379	1,689	2.0	100	36	2.8
148	Dhaka CWH	Mirpur	2,900	155,340	0.0	56,600	38,247	1.5	705	305	2.3	16,822	9,786	1.7	20	483	0.0
149	Dhaka CWH	Munshiganj Sadar	46,980	24,978	1.9	30,382	15,969	1.9	89	19	4.7	1,944	1,325	1.5	0	55	0.0
150	Dhaka CWH	Narayanganj Sadar	109,373	72,999	1.5	94,468	46,050	2.1	317	36	8.8	12,979	6,673	1.9	240	106	2.3

SL	Warehouse Name	Upazila Name	Condom			Shukhi			IUD			Injectables			Implant		
			CBL	AMD	MOS	CBL	AMD	MOS	CBL	AMD	MOS	CBL	AMD	MOS	CBL	AMD	MOS
151	Dhaka CWH	Narsingdi Sadar	103,366	63,665	1.6	4,910	52,164	0.1	308	104	3.0	9,041	13,495	0.7	180	148	1.2
152	Dhaka CWH	Nawabganj	40,048	19,082	2.1	23,570	10,685	2.2	136	16	8.5	1,487	704	2.1	20	61	0.3
153	Dhaka CWH	Palash	23,700	10,996	2.2	18,735	10,013	1.9	54	15	3.6	1,734	913	1.9	80	45	1.8
154	Dhaka CWH	Roypura	86,004	44,059	2.0	44,295	21,374	2.1	133	41	3.2	7,858	4,182	1.9	200	24	8.3
155	Dhaka CWH	Rupganj	67,300	33,461	2.0	59,320	31,576	1.9	157	45	3.5	5,814	2,889	2.0	0	84	0.0
156	Dhaka CWH	Saturia	10,500	10,768	1.0	18,775	8,473	2.2	177	15	11.8	1,049	609	1.7	300	58	5.2
157	Dhaka CWH	Savar	161,800	67,366	2.4	66,371	28,787	2.3	113	100	1.1	7,313	3,858	1.9	100	104	1.0
158	Dhaka CWH	Serajdikhan	36,320	16,470	2.2	39,355	14,818	2.7	71	25	2.8	2,421	1,059	2.3	200	46	4.3
159	Dhaka CWH	Shibalaya	12,900	11,637	1.1	20,809	6,808	3.1	21	7	3.0	1,795	902	2.0	100	61	1.6
160	Dhaka CWH	Shibpur	38,500	17,979	2.1	30,520	13,998	2.2	57	6	9.5	3,151	1,622	1.9	100	50	2.0
161	Dhaka CWH	Singair	42,372	21,042	2.0	29,767	12,204	2.4	25	16	1.6	1,143	646	1.8	150	66	2.3
162	Dhaka CWH	Sonargaon	56,561	25,801	2.2	51,890	20,164	2.6	80	24	3.3	5,320	2,553	2.1	0	66	0.0
163	Dhaka CWH	Sreenagar	27,712	12,755	2.2	23,840	9,056	2.6	209	20	10.5	1,041	579	1.8	400	36	11.1
164	Dhaka CWH	Sreepur	82,360	27,243	3.0	45,385	24,362	1.9	90	23	3.9	3,211	1,890	1.7	100	109	0.9
165	Dhaka CWH	Tejgaon	462,900	186,604	2.5	215,920	94,062	2.3	785	399	2.0	25,934	14,630	1.8	185	452	0.4
166	Dhaka CWH	Tongi	53,748	26,800	2.0	21,385	8,184	2.6	152	47	3.2	1,290	713	1.8	180	62	2.9
167	Dhaka CWH	Tongibari	22,372	10,480	2.1	31,975	8,309	3.8	31	8	3.9	781	385	2.0	200	19	10.5
168	Dinajpur RWH	Atwari	12,286	3,037	4.0	34,335	6,036	5.7	61	8	7.6	2,275	772	2.9	50	41	1.2
169	Dinajpur RWH	Baliadangi	12,000	4,216	2.8	31,270	7,748	4.0	79	6	13.2	4,100	1,739	2.4	50	50	1.0
170	Dinajpur RWH	Biral	17,126	7,563	2.3	67,255	10,476	6.4	126	9	14.0	3,222	1,201	2.7	10	75	0.1
171	Dinajpur RWH	Birampur	13,200	5,650	2.3	27,875	5,500	5.1	73	10	7.3	1,249	242	5.2	150	66	2.3
172	Dinajpur RWH	Birganj	23,772	10,033	2.4	78,970	17,845	4.4	99	21	4.7	3,761	1,683	2.2	100	212	0.5
173	Dinajpur RWH	Bochaganj	10,930	5,017	2.2	37,679	8,437	4.5	109	21	5.2	1,623	632	2.6	0	92	0.0
174	Dinajpur RWH	Boda	18,900	7,268	2.6	14,145	17,499	0.8	114	8	14.3	4,750	2,277	2.1	50	94	0.5
175	Dinajpur RWH	Chirirbandar	15,328	6,808	2.3	67,570	13,692	4.9	90	17	5.3	2,454	1,024	2.4	50	126	0.4

SL	Warehouse Name	Upazila Name	Condom			Shukhi			IUD			Injectables			Implant		
			CBL	AMD	MOS	CBL	AMD	MOS	CBL	AMD	MOS	CBL	AMD	MOS	CBL	AMD	MOS
176	Dinajpur RWH	Debiganj	21,400	10,605	2.0	91,895	21,227	4.3	84	21	4.0	7,628	3,384	2.3	0	63	0.0
177	Dinajpur RWH	Dinajpur Sadar	40,100	22,174	1.8	82,750	16,593	5.0	71	19	3.7	4,931	1,966	2.5	50	276	0.2
178	Dinajpur RWH	Fulbari	12,204	6,364	1.9	28,810	6,888	4.2	63	16	3.9	1,004	165	6.1	50	110	0.5
179	Dinajpur RWH	Haripur	11,700	3,384	3.5	38,858	5,652	6.9	40	9	4.4	2,072	641	3.2	0	22	0.0
180	Dinajpur RWH	Kaharole	10,700	3,312	3.2	45,140	9,469	4.8	20	20	1.0	1,588	602	2.6	0	93	0.0
181	Dinajpur RWH	Khansama	15,504	4,021	3.9	48,525	12,910	3.8	57	26	2.2	3,229	1,158	2.8	200	119	1.7
182	Dinajpur RWH	Nawabganj	18,700	7,379	2.5	46,605	9,057	5.1	158	7	22.6	3,035	1,079	2.8	0	63	0.0
183	Dinajpur RWH	Panchagarh Sadar	19,056	10,345	1.8	32,130	13,253	2.4	110	10	11.0	4,958	2,094	2.4	0	70	0.0
184	Dinajpur RWH	Parbatipur	35,280	21,517	1.6	38,995	19,706	2.0	85	42	2.0	3,922	1,892	2.1	100	186	0.5
185	Dinajpur RWH	Pirganj	13,700	5,241	2.6	48,720	9,564	5.1	31	26	1.2	3,165	937	3.4	150	80	1.9
186	Dinajpur RWH	Ranisankail	10,520	4,472	2.4	36,160	10,577	3.4	54	8	6.8	1,801	943	1.9	5	43	0.1
187	Dinajpur RWH	Tentulia	10,660	5,191	2.1	17,020	6,278	2.7	34	15	2.3	2,244	471	4.8	100	35	2.9
188	Dinajpur RWH	Thakurgaon Sadar	39,600	17,699	2.2	58,100	25,139	2.3	235	21	11.2	11,000	5,390	2.0	300	227	1.3
189	Faridpur RWH	Alfadanga	40,694	5,242	7.8	14,460	2,963	4.9	16	5	3.2	1,718	392	4.4	200	52	3.8
190	Faridpur RWH	Baliakandi	77,942	21,762	3.6	21,433	11,924	1.8	123	18	6.8	5,334	1,194	4.5	450	52	8.7
191	Faridpur RWH	Bhanga	192,100	23,712	8.1	173,557	13,527	12.8	130	79	1.6	2,205	750	2.9	200	164	1.2
192	Faridpur RWH	Bhedarganj	41,080	6,824	6.0	26,240	7,866	3.3	57	23	2.5	5,084	1,421	3.6	200	65	3.1
193	Faridpur RWH	Boalmari	69,340	15,373	4.5	15,756	11,183	1.4	41	14	2.9	4,059	991	4.1	350	99	3.5
194	Faridpur RWH	Char Bhadrasan	24,444	3,439	7.1	12,550	2,033	6.2	66	9	7.3	1,498	149	10.1	150	41	3.7
195	Faridpur RWH	Damudya	22,248	3,846	5.8	15,330	2,566	6.0	49	9	5.4	1,317	248	5.3	100	24	4.2
196	Faridpur RWH	Faridpur Sadar	127,853	51,806	2.5	40,910	16,595	2.5	321	39	8.2	10,598	3,104	3.4	641	221	2.9
197	Faridpur RWH	Goalanda	449,220	22,328	20.1	96,905	5,391	18.0	15	6	2.5	5,964	1,277	4.7	250	49	5.1
198	Faridpur RWH	Gopalganj Sadar	65,902	28,886	2.3	29,765	14,214	2.1	263	47	5.6	3,223	1,178	2.7	250	117	2.1
199	Faridpur RWH	Gosairhat	35,496	8,074	4.4	26,615	6,273	4.2	109	22	5.0	2,398	852	2.8	150	18	8.3
200	Faridpur RWH	Kalkini	34,900	13,972	2.5	20,975	11,697	1.8	111	26	4.3	4,071	1,141	3.6	272	84	3.2

SL	Warehouse Name	Upazila Name	Condom			Shukhi			IUD			Injectables			Implant		
			CBL	AMD	MOS	CBL	AMD	MOS	CBL	AMD	MOS	CBL	AMD	MOS	CBL	AMD	MOS
201	Faridpur RWH	Kashiani	56,016	14,917	3.8	24,475	9,507	2.6	45	5	9.0	1,889	598	3.2	100	59	1.7
202	Faridpur RWH	Kotalipara	42,000	10,412	4.0	26,080	13,421	1.9	63	9	7.0	2,538	644	3.9	100	73	1.4
203	Faridpur RWH	Madaripur Sadar	43,520	17,003	2.6	32,040	16,218	2.0	186	60	3.1	9,530	3,557	2.7	150	98	1.5
204	Faridpur RWH	Madhukhali	73,556	16,457	4.5	32,460	13,150	2.5	123	30	4.1	5,100	1,244	4.1	150	70	2.1
205	Faridpur RWH	Muksudpur	175,896	21,774	8.1	51,390	20,260	2.5	33	18	1.8	7,010	1,924	3.6	0	62	0.0
206	Faridpur RWH	Nagarkanda	65,412	15,297	4.3	41,130	9,218	4.5	199	31	6.4	2,104	450	4.7	200	69	2.9
207	Faridpur RWH	Naria	36,803	8,148	4.5	11,640	8,217	1.4	81	16	5.1	1,849	513	3.6	50	44	1.1
208	Faridpur RWH	Pangsha	55,800	28,186	2.0	26,435	16,733	1.6	46	18	2.6	6,797	2,102	3.2	600	119	5.0
209	Faridpur RWH	Rajbari Sadar	99,524	30,732	3.2	40,370	12,954	3.1	469	106	4.4	7,243	2,145	3.4	550	181	3.0
210	Faridpur RWH	Rajoir	30,535	11,141	2.7	9,648	10,295	0.9	16	8	2.0	2,720	815	3.3	0	48	0.0
211	Faridpur RWH	Sadarpur	69,912	18,402	3.8	36,992	7,929	4.7	30	12	2.5	2,600	496	5.2	150	84	1.8
212	Faridpur RWH	Saltha	58,308	10,150	5.7	32,420	7,850	4.1	66	14	4.7	1,795	546	3.3	200	44	4.5
213	Faridpur RWH	Shariatpur Sadar	35,416	8,560	4.1	18,005	6,221	2.9	217	43	5.0	1,853	603	3.1	100	65	1.5
214	Faridpur RWH	Shib Char	38,080	17,134	2.2	19,825	14,037	1.4	46	27	1.7	5,615	1,693	3.3	50	75	0.7
215	Faridpur RWH	Tungipara	22,024	6,830	3.2	18,755	4,134	4.5	129	16	8.1	1,517	374	4.1	120	25	4.8
216	Faridpur RWH	Zanjira	43,869	15,217	2.9	27,681	7,725	3.6	19	11	1.7	2,302	660	3.5	250	55	4.5
217	Jamalpur RWH	Bakshiganj	32,600	19,236	1.7	39,580	9,882	4.0	49	3	16.3	2,301	968	2.4	110	60	1.8
218	Jamalpur RWH	Char Rajibpur	43,800	16,895	2.6	49,588	4,454	11.1	13	2	6.5	2,108	1,020	2.1	50	24	2.1
219	Jamalpur RWH	Dewanganj	46,580	23,318	2.0	62,640	14,133	4.4	78	10	7.8	5,600	2,722	2.1	100	114	0.9
220	Jamalpur RWH	Islampur	56,372	24,366	2.3	86,840	17,791	4.9	104	21	5.0	4,316	1,319	3.3	100	102	1.0
221	Jamalpur RWH	Jamalpur Sadar	65,700	40,939	1.6	60,385	37,239	1.6	170	40	4.3	6,909	4,065	1.7	50	121	0.4
222	Jamalpur RWH	Jhenaigati	32,575	11,712	2.8	62,930	16,413	3.8	19	10	1.9	2,914	1,440	2.0	100	42	2.4
223	Jamalpur RWH	Madarganj	25,100	10,566	2.4	60,280	9,666	6.2	120	15	8.0	1,350	610	2.2	100	89	1.1
224	Jamalpur RWH	Melandaha	43,800	22,204	2.0	29,620	17,675	1.7	115	21	5.5	6,150	2,458	2.5	105	69	1.5
225	Jamalpur RWH	Nakla	24,480	11,149	2.2	78,660	11,596	6.8	45	15	3.0	3,180	1,245	2.6	50	70	0.7

SL	Warehouse Name	Upazila Name	Condom			Shukhi			IUD			Injectables			Implant		
			CBL	AMD	MOS	CBL	AMD	MOS	CBL	AMD	MOS	CBL	AMD	MOS	CBL	AMD	MOS
226	Jamalpur RWH	Nalitabari	30,843	16,243	1.9	87,748	15,370	5.7	79	10	7.9	2,286	1,202	1.9	4	66	0.1
227	Jamalpur RWH	Raumari	38,400	18,288	2.1	22,245	9,166	2.4	27	12	2.3	2,236	1,180	1.9	50	34	1.5
228	Jamalpur RWH	Sarishabari	51,000	26,710	1.9	57,000	16,621	3.4	35	42	0.8	3,710	1,585	2.3	50	52	1.0
229	Jamalpur RWH	Sherpur Sadar	80,300	36,113	2.2	72,600	31,160	2.3	114	17	6.7	11,204	4,821	2.3	150	158	0.9
230	Jamalpur RWH	Sreebardi	30,584	14,253	2.1	81,540	14,211	5.7	20	6	3.3	1,149	616	1.9	50	76	0.7
231	Jashore RWH	Abhaynagar	33,780	16,831	2.0	28,175	9,862	2.9	224	6	37.3	2,790	1,460	1.9	150	50	3.0
232	Jashore RWH	Bagher Para	38,684	17,764	2.2	30,240	11,387	2.7	23	11	2.1	3,137	1,612	1.9	500	60	8.3
233	Jashore RWH	Chaugachha	41,400	21,468	1.9	21,675	9,570	2.3	99	9	11.0	1,600	779	2.1	555	55	10.1
234	Jashore RWH	Harinakunda	22,008	9,362	2.4	27,910	11,629	2.4	232	10	23.2	1,872	829	2.3	300	54	5.6
235	Jashore RWH	Jashore Sadar	86,100	79,194	1.1	6,615	30,627	0.2	178	47	3.8	8,200	6,536	1.3	130	116	1.1
236	Jashore RWH	Jhenaidah Sadar	57,255	22,699	2.5	37,905	14,679	2.6	295	57	5.2	3,800	1,825	2.1	500	80	6.3
237	Jashore RWH	Jhikargachha	36,800	18,829	2.0	20,290	9,938	2.0	120	23	5.2	2,800	1,347	2.1	5	45	0.1
238	Jashore RWH	Kalia	51,400	15,606	3.3	23,890	9,543	2.5	325	9	36.1	1,056	513	2.1	1,088	31	35.1
239	Jashore RWH	Kaliganj	38,200	16,468	2.3	33,490	11,708	2.9	127	8	15.9	1,360	722	1.9	302	55	5.5
240	Jashore RWH	Keshabpur	30,800	15,407	2.0	21,705	10,058	2.2	428	9	47.6	3,854	1,920	2.0	104	71	1.5
241	Jashore RWH	Kotchandpur	17,400	7,363	2.4	19,135	5,031	3.8	35	4	8.8	1,300	532	2.4	450	25	18.0
242	Jashore RWH	Lohagara	36,348	18,313	2.0	24,620	9,675	2.5	143	10	14.3	2,645	1,320	2.0	1,050	35	30.0
243	Jashore RWH	Magura Sadar	89,556	26,147	3.4	52,640	20,405	2.6	304	40	7.6	10,999	2,736	4.0	150	119	1.3
244	Jashore RWH	Maheshpur	24,399	12,022	2.0	36,958	7,907	4.7	306	21	14.6	3,700	1,883	2.0	300	39	7.7
245	Jashore RWH	Manirampur	58,000	27,254	2.1	38,415	15,241	2.5	294	12	24.5	9,345	5,646	1.7	200	60	3.3
246	Jashore RWH	Mohammadpur	21,828	8,339	2.6	25,113	8,804	2.9	34	8	4.3	1,510	730	2.1	450	42	10.7
247	Jashore RWH	Narail Sadar	50,341	23,485	2.1	26,085	13,533	1.9	115	21	5.5	3,322	1,641	2.0	450	57	7.9
248	Jashore RWH	Shailkupa	47,268	22,228	2.1	43,235	16,325	2.6	370	11	33.6	2,966	1,419	2.1	100	92	1.1
249	Jashore RWH	Shalikhha	14,792	6,473	2.3	29,800	7,492	4.0	75	11	6.8	1,300	604	2.2	100	44	2.3
250	Jashore RWH	Sharsha	64,620	31,666	2.0	30,200	12,442	2.4	126	14	9.0	4,827	2,487	1.9	300	56	5.4

SL	Warehouse Name	Upazila Name	Condom			Shukhi			IUD			Injectables			Implant		
			CBL	AMD	MOS	CBL	AMD	MOS	CBL	AMD	MOS	CBL	AMD	MOS	CBL	AMD	MOS
251	Jashore RWH	Sreepur	19,404	8,674	2.2	21,790	7,022	3.1	54	15	3.6	1,152	575	2.0	300	51	5.9
252	Khulna RWH	Assasuni	35,400	15,932	2.2	76,495	25,076	3.1	57	5	11.4	3,950	1,467	2.7	0	59	0.0
253	Khulna RWH	Bagerhat Sadar	48,768	20,704	2.4	51,845	13,622	3.8	24	13	1.8	3,637	1,169	3.1	200	58	3.4
254	Khulna RWH	Batiaghata	33,300	11,822	2.8	48,600	9,346	5.2	43	3	14.3	1,850	670	2.8	200	48	4.2
255	Khulna RWH	Chitalmari	39,236	16,274	2.4	59,835	8,612	6.9	23	3	7.7	2,753	1,073	2.6	50	28	1.8
256	Khulna RWH	Dacope	24,576	6,337	3.9	68,825	7,835	8.8	50	7	7.1	2,682	456	5.9	0	67	0.0
257	Khulna RWH	Daulatpur	139,800	47,001	3.0	131,385	15,748	8.3	120	14	8.6	9,600	3,542	2.7	0	49	0.0
258	Khulna RWH	Debhata	30,900	12,128	2.5	35,490	7,166	5.0	53	5	10.6	1,295	414	3.1	50	20	2.5
259	Khulna RWH	Dumuria	84,100	27,671	3.0	183,431	20,707	8.9	121	25	4.8	5,435	1,930	2.8	100	150	0.7
260	Khulna RWH	Fakirhat	34,100	8,967	3.8	67,655	5,993	11.3	50	6	8.3	2,153	470	4.6	0	42	0.0
261	Khulna RWH	Kachua	20,149	5,706	3.5	36,630	4,608	7.9	46	7	6.6	917	458	2.0	0	16	0.0
262	Khulna RWH	Kalaroa	85,584	23,322	3.7	100,890	7,724	13.1	37	2	18.5	2,148	937	2.3	180	25	7.2
263	Khulna RWH	Kaliganj	39,300	24,113	1.6	300,310	18,820	16.0	101	6	16.8	3,234	1,329	2.4	100	34	2.9
264	Khulna RWH	Khulna Sadar	172,900	78,447	2.2	152,885	21,268	7.2	333	122	2.7	10,448	4,772	2.2	86	45	1.9
265	Khulna RWH	Koyra	36,600	12,836	2.9	64,825	16,663	3.9	52	13	4.0	1,427	640	2.2	200	78	2.6
266	Khulna RWH	Mollahat	29,976	9,555	3.1	59,860	9,054	6.6	22	3	7.3	1,188	427	2.8	0	68	0.0
267	Khulna RWH	Mongla	46,268	13,511	3.4	70,868	7,526	9.4	37	13	2.8	2,071	876	2.4	100	32	3.1
268	Khulna RWH	Morrelganj	66,720	14,959	4.5	414,330	15,473	26.8	181	73	2.5	4,092	1,448	2.8	200	92	2.2
269	Khulna RWH	Paikgachha	36,300	13,655	2.7	325,440	17,066	19.1	53	22	2.4	2,250	874	2.6	0	68	0.0
270	Khulna RWH	Phultala	33,600	13,348	2.5	57,915	4,390	13.2	90	37	2.4	780	513	1.5	0	51	0.0
271	Khulna RWH	Rampal	37,700	12,508	3.0	65,310	8,488	7.7	18	9	2.0	2,090	352	5.9	0	31	0.0
272	Khulna RWH	Rupsa	35,700	13,897	2.6	70,330	9,550	7.4	205	15	13.7	1,561	442	3.5	0	45	0.0
273	Khulna RWH	Sarankhola	34,300	7,850	4.4	31,250	5,256	5.9	30	6	5.0	2,005	908	2.2	0	30	0.0
274	Khulna RWH	Satkhira Sadar	90,900	46,389	2.0	73,570	19,424	3.8	113	18	6.3	7,790	3,306	2.4	250	55	4.5
275	Khulna RWH	Shyamnagar	40,944	18,554	2.2	100,335	20,057	5.0	63	4	15.8	2,391	736	3.2	100	46	2.2

SL	Warehouse Name	Upazila Name	Condom			Shukhi			IUD			Injectables			Implant		
			CBL	AMD	MOS	CBL	AMD	MOS	CBL	AMD	MOS	CBL	AMD	MOS	CBL	AMD	MOS
276	Khulna RWH	Tala	57,864	16,623	3.5	81,265	16,167	5.0	122	45	2.7	4,513	1,902	2.4	100	53	1.9
277	Khulna RWH	Terokhada	27,156	14,600	1.9	42,185	7,071	6.0	30	6	5.0	976	355	2.7	20	30	0.7
278	Kushtia RWH	Alamdanga	31,879	14,796	2.2	28,102	13,051	2.2	19	10	1.9	3,350	1,779	1.9	0	73	0.0
279	Kushtia RWH	Bheramara	33,944	14,889	2.3	20,065	7,787	2.6	75	10	7.5	2,208	966	2.3	200	49	4.1
280	Kushtia RWH	Chuadanga Sadar	55,500	27,437	2.0	21,790	10,797	2.0	45	19	2.4	6,369	3,206	2.0	100	58	1.7
281	Kushtia RWH	Damurhuda	41,084	18,618	2.2	22,900	10,469	2.2	28	16	1.8	6,105	3,036	2.0	0	65	0.0
282	Kushtia RWH	Daulatpur	81,400	39,802	2.0	42,615	19,913	2.1	18	4	4.5	6,812	3,451	2.0	200	34	5.9
283	Kushtia RWH	Gangni	44,770	22,018	2.0	20,005	10,156	2.0	34	13	2.6	7,844	3,925	2.0	102	31	3.3
284	Kushtia RWH	Jiban Nagar	12,300	5,349	2.3	14,005	5,204	2.7	187	18	10.4	2,021	1,014	2.0	0	82	0.0
285	Kushtia RWH	Khoksa	30,900	15,392	2.0	17,310	8,724	2.0	30	2	15.0	508	248	2.0	0	33	0.0
286	Kushtia RWH	Kumarkhali	40,808	21,742	1.9	22,673	9,693	2.3	201	8	25.1	2,331	1,169	2.0	300	68	4.4
287	Kushtia RWH	Kushtia Sadar	90,200	42,188	2.1	45,530	22,574	2.0	80	53	1.5	8,978	4,430	2.0	271	194	1.4
288	Kushtia RWH	Meherpur Sadar	48,172	24,929	1.9	15,510	6,858	2.3	15	6	2.5	5,495	2,782	2.0	100	32	3.1
289	Kushtia RWH	Mirpur	56,200	25,416	2.2	27,800	14,349	1.9	9	4	2.3	4,043	1,910	2.1	200	53	3.8
290	Kushtia RWH	Mujib Nagar	17,116	8,195	2.1	9,870	2,324	4.2	31	6	5.2	1,816	925	2.0	10	12	0.8
291	Mymensingh RWH	Atpara	64,300	5,100	12.6	26,915	8,345	3.2	177	8	22.1	1,110	585	1.9	101	50	2.0
292	Mymensingh RWH	Austagram	35,145	13,772	2.6	22,090	12,188	1.8	110	20	5.5	2,514	1,252	2.0	200	23	8.7
293	Mymensingh RWH	Bajitpur	89,044	16,541	5.4	22,635	13,914	1.6	117	13	9.0	1,316	701	1.9	100	44	2.3
294	Mymensingh RWH	Barhatta	39,244	10,288	3.8	18,365	13,098	1.4	150	4	37.5	2,632	1,401	1.9	405	47	8.6
295	Mymensingh RWH	Bhairab	83,940	24,070	3.5	29,990	15,014	2.0	92	28	3.3	3,155	1,572	2.0	300	111	2.7
296	Mymensingh RWH	Bhaluka	80,100	31,807	2.5	64,900	29,988	2.2	28	45	0.6	3,413	1,668	2.0	200	58	3.4
297	Mymensingh RWH	Dharampasha	74,092	20,191	3.7	37,565	16,997	2.2	169	15	11.3	4,179	1,812	2.3	200	159	1.3
298	Mymensingh RWH	Dhobaura	53,400	11,734	4.6	25,565	12,284	2.1	201	6	33.5	2,550	1,160	2.2	200	22	9.1
299	Mymensingh RWH	Durgapur	84,800	19,578	4.3	25,735	16,238	1.6	73	15	4.9	5,096	2,479	2.1	100	45	2.2
300	Mymensingh RWH	Fulbaria	74,700	20,069	3.7	51,920	35,178	1.5	100	33	3.0	2,885	1,324	2.2	200	40	5.0

SL	Warehouse Name	Upazila Name	Condom			Shukhi			IUD			Injectables			Implant		
			CBL	AMD	MOS	CBL	AMD	MOS	CBL	AMD	MOS	CBL	AMD	MOS	CBL	AMD	MOS
301	Mymensingh RWH	Gaffargaon	96,828	31,082	3.1	48,525	25,212	1.9	171	18	9.5	4,259	2,068	2.1	250	91	2.7
302	Mymensingh RWH	Gauripur	48,264	9,566	5.0	51,355	18,975	2.7	209	10	20.9	3,230	1,649	2.0	100	53	1.9
303	Mymensingh RWH	Haluaghat	74,100	13,887	5.3	26,020	21,291	1.2	132	18	7.3	2,589	1,363	1.9	300	56	5.4
304	Mymensingh RWH	Hossainpur	78,000	8,590	9.1	29,149	11,830	2.5	119	17	7.0	1,701	838	2.0	200	40	5.0
305	Mymensingh RWH	Ishwarganj	56,288	17,630	3.2	37,471	39,449	0.9	188	8	23.5	3,938	1,940	2.0	100	63	1.6
306	Mymensingh RWH	Itna	19,604	7,454	2.6	22,960	10,016	2.3	141	4	35.3	660	222	3.0	0	53	0.0
307	Mymensingh RWH	Kalmakanda	29,040	20,738	1.4	14,055	19,880	0.7	95	10	9.5	1,056	1,072	1.0	190	64	3.0
308	Mymensingh RWH	Karimganj	83,748	13,160	6.4	42,990	17,665	2.4	105	21	5.0	1,968	968	2.0	100	133	0.8
309	Mymensingh RWH	Katiadi	89,908	17,634	5.1	40,625	15,352	2.6	148	36	4.1	3,237	1,586	2.0	155	90	1.7
310	Mymensingh RWH	Kendua	68,276	14,924	4.6	46,315	23,652	2.0	187	11	17.0	2,721	1,202	2.3	27	99	0.3
311	Mymensingh RWH	Khaliajuri	22,208	5,429	4.1	22,920	5,833	3.9	100	2	50.0	788	421	1.9	200	47	4.3
312	Mymensingh RWH	Kishoreganj Sadar	57,600	26,483	2.2	49,910	18,262	2.7	285	98	2.9	3,853	1,997	1.9	500	99	5.1
313	Mymensingh RWH	Kuliar Char	105,200	13,583	7.7	30,365	8,562	3.5	103	8	12.9	1,822	965	1.9	100	56	1.8
314	Mymensingh RWH	Madan	32,959	10,045	3.3	43,102	11,371	3.8	229	9	25.4	1,419	572	2.5	150	68	2.2
315	Mymensingh RWH	Mithamain	24,584	8,316	3.0	16,530	6,915	2.4	94	8	11.8	384	228	1.7	100	47	2.1
316	Mymensingh RWH	Mohanganj	41,800	7,684	5.4	22,470	11,059	2.0	123	10	12.3	2,421	928	2.6	200	64	3.1
317	Mymensingh RWH	Muktagachha	77,712	22,527	3.4	59,990	29,617	2.0	142	10	14.2	4,037	1,917	2.1	100	82	1.2
318	Mymensingh RWH	Mymensingh Sadar	96,456	50,121	1.9	94,490	48,203	2.0	188	67	2.8	6,768	3,359	2.0	300	155	1.9
319	Mymensingh RWH	Nandail	45,658	12,219	3.7	63,510	42,920	1.5	145	21	6.9	4,247	2,307	1.8	100	55	1.8
320	Mymensingh RWH	Netrakona Sadar	40,995	17,935	2.3	28,589	24,947	1.1	201	14	14.4	4,492	2,315	1.9	50	78	0.6
321	Mymensingh RWH	Nikli	59,952	5,628	10.7	25,945	5,797	4.5	109	25	4.4	1,708	564	3.0	100	94	1.1
322	Mymensingh RWH	Pakundia	84,288	10,312	8.2	27,835	10,860	2.6	33	25	1.3	2,174	854	2.5	100	76	1.3
323	Mymensingh RWH	Phulpur	51,400	15,386	3.3	53,450	44,101	1.2	135	56	2.4	3,522	2,391	1.5	450	116	3.9
324	Mymensingh RWH	Purbadhala	76,800	13,928	5.5	32,780	21,201	1.5	150	5	30.0	3,644	2,019	1.8	100	66	1.5
325	Mymensingh RWH	Tarail	66,128	17,292	3.8	24,775	13,367	1.9	48	26	1.8	2,571	1,047	2.5	150	52	2.9

SL	Warehouse Name	Upazila Name	Condom			Shukhi			IUD			Injectables			Implant		
			CBL	AMD	MOS	CBL	AMD	MOS	CBL	AMD	MOS	CBL	AMD	MOS	CBL	AMD	MOS
326	Mymensingh RWH	Trishal	39,432	26,551	1.5	65,580	36,166	1.8	169	25	6.8	3,295	1,681	2.0	200	60	3.3
327	Noakhali RWH	Begumganj	21,800	20,242	1.1	17,305	12,395	1.4	231	81	2.9	1,390	1,698	0.8	10	128	0.1
328	Noakhali RWH	Chatkhil	13,904	3,785	3.7	24,019	3,233	7.4	51	16	3.2	1,181	661	1.8	1	42	0.0
329	Noakhali RWH	Chhagalnaiya	21,400	7,645	2.8	19,790	6,224	3.2	12	14	0.9	1,790	910	2.0	200	37	5.4
330	Noakhali RWH	Companiganj	24,012	9,595	2.5	22,765	6,021	3.8	46	10	4.6	2,220	1,170	1.9	100	41	2.4
331	Noakhali RWH	Daganbhuiyan	21,732	11,351	1.9	16,170	5,299	3.1	51	15	3.4	1,668	845	2.0	150	54	2.8
332	Noakhali RWH	Feni Sadar	86,840	33,989	2.6	41,659	15,204	2.7	405	165	2.5	4,326	3,477	1.2	355	135	2.6
333	Noakhali RWH	Fulgazi	13,980	5,094	2.7	10,110	3,619	2.8	125	22	5.7	864	417	2.1	150	25	6.0
334	Noakhali RWH	Hatiya	35,736	17,802	2.0	58,149	16,080	3.6	134	57	2.4	4,604	2,858	1.6	322	155	2.1
335	Noakhali RWH	Kabirhat	18,534	7,080	2.6	15,585	5,129	3.0	130	11	11.8	2,070	1,078	1.9	5	45	0.1
336	Noakhali RWH	Kamalnagar	13,608	5,936	2.3	21,014	5,853	3.6	104	51	2.0	7,146	3,344	2.1	5	72	0.1
337	Noakhali RWH	Lakshmpur Sadar	15,572	12,560	1.2	13,275	11,566	1.1	45	43	1.0	10,650	5,110	2.1	5	62	0.1
338	Noakhali RWH	Noakhali Sadar	26,100	22,792	1.1	17,780	12,686	1.4	114	53	2.2	4,462	2,812	1.6	0	124	0.0
339	Noakhali RWH	Parshuram	17,356	3,342	5.2	16,985	3,919	4.3	64	16	4.0	1,062	434	2.4	100	34	2.9
340	Noakhali RWH	Ramganj	24,596	5,534	4.4	42,075	4,600	9.1	56	14	4.0	3,588	1,332	2.7	150	53	2.8
341	Noakhali RWH	Ramgati	16,653	4,190	4.0	13,753	6,177	2.2	29	16	1.8	6,412	3,271	2.0	200	79	2.5
342	Noakhali RWH	Roypur	28,184	3,127	9.0	17,295	6,825	2.5	70	38	1.8	2,819	1,201	2.3	0	34	0.0
343	Noakhali RWH	Senbagh	17,900	8,093	2.2	21,685	6,178	3.5	75	17	4.4	2,213	1,192	1.9	0	55	0.0
344	Noakhali RWH	Sonagazi	29,204	12,372	2.4	19,530	8,538	2.3	65	28	2.3	3,900	2,449	1.6	200	49	4.1
345	Noakhali RWH	Sonaimuri	23,900	7,963	3.0	23,025	5,415	4.3	47	12	3.9	1,246	1,541	0.8	10	48	0.2
346	Noakhali RWH	Subarnachar	30,000	11,674	2.6	16,560	8,658	1.9	38	17	2.2	2,410	1,274	1.9	10	109	0.1
347	Pabna RWH	Atgharia	68,700	10,649	6.5	48,515	9,805	4.9	240	5	48.0	5,346	412	13.0	200	29	6.9
348	Pabna RWH	Belkuchi	161,700	44,427	3.6	61,382	22,280	2.8	264	11	24.0	12,118	1,937	6.3	100	34	2.9
349	Pabna RWH	Bera	236,300	10,668	22.2	234,060	12,467	18.8	238	59	4.0	8,720	1,270	6.9	305	18	16.9
350	Pabna RWH	Bhangura	247,192	8,143	30.4	158,130	5,220	30.3	168	7	24.0	3,497	159	22.0	110	24	4.6

SL	Warehouse Name	Upazila Name	Condom			Shukhi			IUD			Injectables			Implant		
			CBL	AMD	MOS	CBL	AMD	MOS	CBL	AMD	MOS	CBL	AMD	MOS	CBL	AMD	MOS
351	Pabna RWH	Chatmohar	111,280	32,191	3.5	27,480	24,958	1.1	490	24	20.4	10,277	1,279	8.0	200	31	6.5
352	Pabna RWH	Faridpur	253,276	7,494	33.8	154,985	6,123	25.3	216	9	24.0	5,017	814	6.2	100	36	2.8
353	Pabna RWH	Ishwardi	190,896	28,495	6.7	109,753	17,614	6.2	314	14	22.4	10,058	1,212	8.3	50	69	0.7
354	Pabna RWH	Kamarkhanda	79,342	13,005	6.1	73,695	8,984	8.2	114	19	6.0	8,868	1,103	8.0	150	28	5.4
355	Pabna RWH	Kazipur	76,600	26,008	2.9	201,965	13,067	15.5	200	78	2.6	10,280	2,447	4.2	200	79	2.5
356	Pabna RWH	Pabna Sadar	112,044	61,812	1.8	52,535	44,022	1.2	350	94	3.7	10,200	8,128	1.3	100	58	1.7
357	Pabna RWH	Royganj	125,200	19,852	6.3	41,080	19,114	2.1	159	25	6.4	10,287	1,451	7.1	150	17	8.8
358	Pabna RWH	Santhia	96,500	26,737	3.6	48,510	19,697	2.5	142	13	10.9	11,000	3,471	3.2	105	38	2.8
359	Pabna RWH	Shahjadpur	192,380	39,129	4.9	172,735	23,420	7.4	242	116	2.1	13,746	4,930	2.8	100	201	0.5
360	Pabna RWH	Sirajganj Sadar	96,900	43,976	2.2	58,817	25,349	2.3	200	46	4.3	11,000	4,433	2.5	250	45	5.6
361	Pabna RWH	Sujanagar	299,160	15,168	19.7	188,040	10,970	17.1	376	16	23.5	7,878	2,068	3.8	300	53	5.7
362	Pabna RWH	Tarash	148,800	15,132	9.8	73,950	15,207	4.9	144	37	3.9	7,688	1,227	6.3	250	41	6.1
363	Pabna RWH	Ullah Para	168,000	53,124	3.2	57,340	35,485	1.6	268	123	2.2	20,228	4,027	5.0	700	38	18.4
364	Patuakhali RWH	Amtali	23,956	11,038	2.2	35,845	17,287	2.1	47	9	5.2	3,277	1,754	1.9	100	174	0.6
365	Patuakhali RWH	Bamna	8,600	3,355	2.6	13,290	4,171	3.2	49	4	12.3	402	201	2.0	150	81	1.9
366	Patuakhali RWH	Barguna Sadar	17,700	9,583	1.8	23,620	12,470	1.9	95	37	2.6	6,650	3,587	1.9	300	104	2.9
367	Patuakhali RWH	Bauphal	21,280	9,040	2.4	44,880	13,848	3.2	110	39	2.8	4,150	2,039	2.0	500	61	8.2
368	Patuakhali RWH	Betagi	10,600	4,153	2.6	14,370	5,003	2.9	60	14	4.3	1,295	651	2.0	150	26	5.8
369	Patuakhali RWH	Dashmina	9,658	3,987	2.4	16,320	6,700	2.4	141	23	6.1	1,847	916	2.0	300	120	2.5
370	Patuakhali RWH	Dumki	10,272	3,567	2.9	9,355	2,776	3.4	38	5	7.6	735	378	1.9	150	23	6.5
371	Patuakhali RWH	Galachipa	28,532	13,332	2.1	41,350	21,525	1.9	61	33	1.8	7,613	3,735	2.0	50	178	0.3
372	Patuakhali RWH	Kalapara	15,902	8,373	1.9	34,450	14,383	2.4	46	16	2.9	5,167	2,851	1.8	50	46	1.1
373	Patuakhali RWH	Mirzaganj	12,944	6,081	2.1	16,205	6,541	2.5	26	4	6.5	1,261	617	2.0	500	39	12.8
374	Patuakhali RWH	Patharghata	15,364	6,745	2.3	20,685	8,582	2.4	94	18	5.2	2,663	1,281	2.1	100	68	1.5
375	Patuakhali RWH	Patuakhali Sadar	37,284	15,982	2.3	29,963	14,230	2.1	110	73	1.5	6,495	3,330	2.0	710	164	4.3

SL	Warehouse Name	Upazila Name	Condom			Shukhi			IUD			Injectables			Implant		
			CBL	AMD	MOS	CBL	AMD	MOS	CBL	AMD	MOS	CBL	AMD	MOS	CBL	AMD	MOS
376	Rajshahi RWH	Bagatipara	48,096	16,112	3.0	23,940	6,763	3.5	62	6	10.3	1,043	335	3.1	150	47	3.2
377	Rajshahi RWH	Bagha	64,500	24,806	2.6	34,960	8,453	4.1	78	3	26.0	3,456	1,376	2.5	200	38	5.3
378	Rajshahi RWH	Baghmara	64,600	40,940	1.6	12,180	23,593	0.5	97	37	2.6	4,251	1,861	2.3	500	54	9.3
379	Rajshahi RWH	Baraigram	162,000	18,710	8.7	71,850	13,064	5.5	110	27	4.1	4,120	1,566	2.6	20	75	0.3
380	Rajshahi RWH	Bholahat	41,064	7,622	5.4	21,625	4,696	4.6	50	2	25.0	1,682	514	3.3	100	21	4.8
381	Rajshahi RWH	Boalia	104,400	60,010	1.7	14,430	6,534	2.2	106	31	3.4	4,250	1,877	2.3	320	130	2.5
382	Rajshahi RWH	Chapai Nababganj Sadar	78,000	47,797	1.6	44,110	15,855	2.8	160	59	2.7	6,880	2,641	2.6	50	46	1.1
383	Rajshahi RWH	Charghat	53,100	21,895	2.4	40,375	11,019	3.7	54	11	4.9	1,900	493	3.9	50	53	0.9
384	Rajshahi RWH	Durgapur	84,036	16,417	5.1	49,610	7,322	6.8	13	3	4.3	794	343	2.3	250	40	6.3
385	Rajshahi RWH	Godagari	92,100	45,934	2.0	59,480	16,369	3.6	9	7	1.3	9,560	2,801	3.4	200	35	5.7
386	Rajshahi RWH	Gomastapur	68,700	26,768	2.6	12,672	13,219	1.0	39	10	3.9	2,415	993	2.4	2	17	0.1
387	Rajshahi RWH	Gurudaspur	77,412	29,824	2.6	61,005	15,576	3.9	17	10	1.7	2,877	1,266	2.3	300	69	4.3
388	Rajshahi RWH	Lalpur	60,820	21,806	2.8	7,945	15,985	0.5	33	11	3.0	3,193	1,517	2.1	115	70	1.6
389	Rajshahi RWH	Mohanpur	102,814	16,334	6.3	51,365	5,757	8.9	35	1	35.0	3,511	1,687	2.1	225	35	6.4
390	Rajshahi RWH	Nachole	63,600	11,686	5.4	35,290	6,150	5.7	8	3	2.7	1,900	709	2.7	10	14	0.7
391	Rajshahi RWH	Natore Sadar	64,296	33,326	1.9	36,490	14,960	2.4	125	26	4.8	2,774	1,185	2.3	20	130	0.2
392	Rajshahi RWH	Paba	84,600	42,847	2.0	41,625	11,767	3.5	33	3	11.0	6,513	2,981	2.2	110	33	3.3
393	Rajshahi RWH	Puthia	50,400	27,002	1.9	13,430	11,802	1.1	65	9	7.2	2,128	998	2.1	100	35	2.9
394	Rajshahi RWH	Shibganj	57,600	46,994	1.2	43,200	20,091	2.2	30	13	2.3	3,800	1,831	2.1	100	42	2.4
395	Rajshahi RWH	Singra	113,112	35,275	3.2	34,079	21,912	1.6	155	23	6.7	4,397	2,199	2.0	250	127	2.0
396	Rajshahi RWH	Tanore	128,400	17,036	7.5	49,180	12,097	4.1	105	14	7.5	2,023	852	2.4	300	142	2.1
397	Rangamati RWH	Baghaichhari	12,490	8,438	1.5	9,058	6,144	1.5	45	2	22.5	1,883	316	6.0	110	23	4.8
398	Rangamati RWH	Barkal	17,000	3,911	4.3	8,595	3,225	2.7	24	4	6.0	1,711	330	5.2	122	6	20.3
399	Rangamati RWH	Belai Chhari	11,373	1,644	6.9	11,678	2,107	5.5	51	4	12.8	757	115	6.6	70	11	6.4
400	Rangamati RWH	Jurai Chhari	9,948	2,125	4.7	5,325	1,910	2.8	45	2	22.5	1,172	148	7.9	50	18	2.8

SL	Warehouse Name	Upazila Name	Condom			Shukhi			IUD			Injectables			Implant		
			CBL	AMD	MOS	CBL	AMD	MOS	CBL	AMD	MOS	CBL	AMD	MOS	CBL	AMD	MOS
401	Rangamati RWH	Kaptai	21,900	5,632	3.9	12,285	2,833	4.3	52	3	17.3	1,536	337	4.6	50	32	1.6
402	Rangamati RWH	Kawkhali (betbunia)	15,268	3,027	5.0	9,308	2,427	3.8	44	5	8.8	1,976	365	5.4	12	44	0.3
403	Rangamati RWH	Langadu	20,644	5,427	3.8	11,840	4,138	2.9	67	9	7.4	2,817	340	8.3	50	38	1.3
404	Rangamati RWH	Naniarchar	26,304	4,794	5.5	13,510	4,026	3.4	27	3	9.0	1,633	180	9.1	110	15	7.3
405	Rangamati RWH	Rajasthali	8,908	1,069	8.3	6,015	1,484	4.1	68	2	34.0	1,881	71	26.5	14	12	1.2
406	Rangamati RWH	Rangamati Sadar	32,728	8,736	3.7	21,895	6,929	3.2	131	54	2.4	1,837	597	3.1	210	55	3.8
407	Rangpur RWH	Aditmari	424,400	11,573	36.7	41,955	13,264	3.2	208	90	2.3	3,779	2,333	1.6	0	89	0.0
408	Rangpur RWH	Badarganj	318,852	11,260	28.3	51,811	17,667	2.9	115	44	2.6	4,675	2,075	2.3	0	83	0.0
409	Rangpur RWH	Bhurungamari	36,422	13,153	2.8	42,972	14,786	2.9	69	37	1.9	6,067	2,990	2.0	200	39	5.1
410	Rangpur RWH	Chilmari	22,784	11,609	2.0	49,650	9,806	5.1	16	13	1.2	1,888	1,060	1.8	50	66	0.8
411	Rangpur RWH	Dimla	333,812	7,400	45.1	75,870	18,709	4.1	100	50	2.0	3,931	1,902	2.1	300	92	3.3
412	Rangpur RWH	Domar	338,856	6,446	52.6	37,202	13,816	2.7	47	17	2.8	4,144	2,196	1.9	5	56	0.1
413	Rangpur RWH	Fulchhari	40,316	17,774	2.3	36,290	10,186	3.6	48	18	2.7	5,214	2,888	1.8	0	37	0.0
414	Rangpur RWH	Gaibandha Sadar	38,086	17,775	2.1	47,479	24,768	1.9	41	18	2.3	7,948	3,951	2.0	200	111	1.8
415	Rangpur RWH	Gangachara	333,284	13,784	24.2	32,340	18,428	1.8	63	41	1.5	8,700	4,283	2.0	0	84	0.0
416	Rangpur RWH	Gobindaganj	965,624	53,346	18.1	70,340	33,111	2.1	70	23	3.0	8,152	3,860	2.1	264	75	3.5
417	Rangpur RWH	Hatibandha	341,224	9,356	36.5	66,700	11,492	5.8	66	33	2.0	4,951	2,368	2.1	100	106	0.9
418	Rangpur RWH	Jaldhaka	367,116	13,356	27.5	47,655	21,377	2.2	40	36	1.1	6,895	3,781	1.8	50	80	0.6
419	Rangpur RWH	Kaliganj	17,720	5,981	3.0	72,150	11,286	6.4	107	49	2.2	2,911	1,385	2.1	100	68	1.5
420	Rangpur RWH	Kaunia	324,100	12,075	26.8	33,830	10,422	3.2	26	9	2.9	5,823	2,918	2.0	0	70	0.0
421	Rangpur RWH	Kishoreganj	343,600	5,661	60.7	52,840	16,144	3.3	81	43	1.9	2,750	1,524	1.8	50	87	0.6
422	Rangpur RWH	Kurigram Sadar	24,668	12,355	2.0	26,458	12,554	2.1	72	40	1.8	5,294	2,682	2.0	150	73	2.1
423	Rangpur RWH	Lalmonirhat Sadar	47,068	10,809	4.4	47,275	15,904	3.0	14	17	0.8	6,662	3,104	2.1	0	88	0.0
424	Rangpur RWH	Mitha Pukur	357,900	17,811	20.1	55,050	20,420	2.7	48	7	6.9	4,367	2,512	1.7	50	66	0.8
425	Rangpur RWH	Nageshwari	337,599	15,075	22.4	56,730	30,766	1.8	52	31	1.7	10,838	4,787	2.3	300	70	4.3

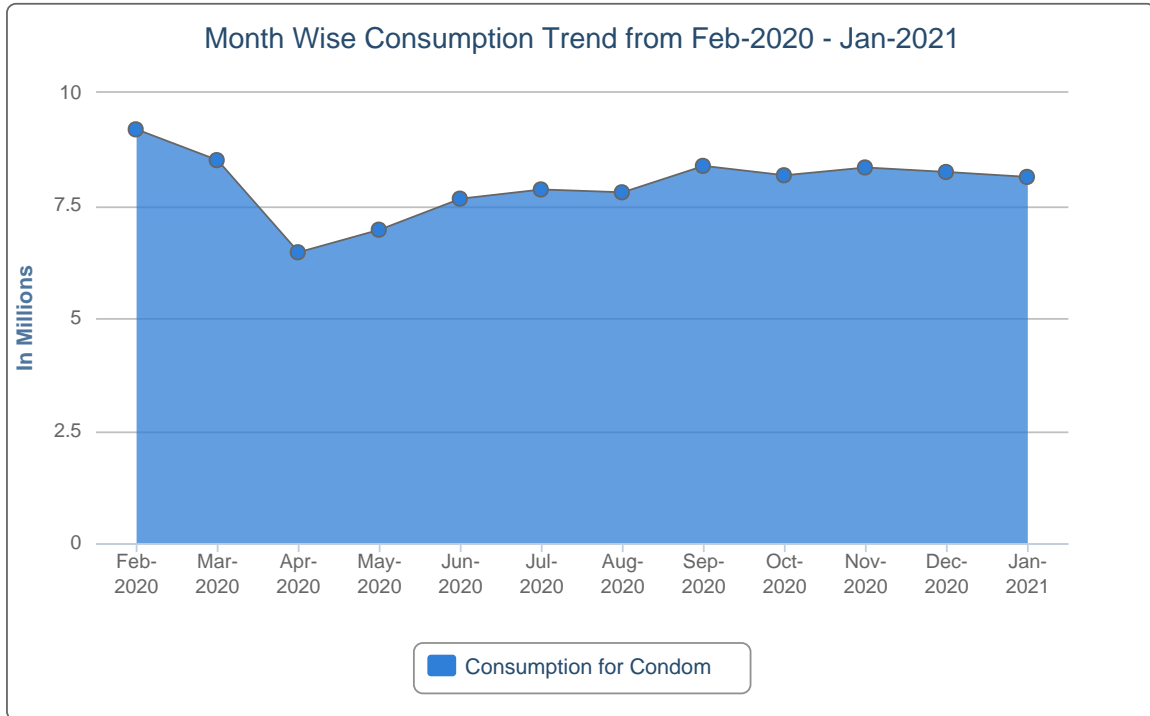
SL	Warehouse Name	Upazila Name	Condom			Shukhi			IUD			Injectables			Implant		
			CBL	AMD	MOS	CBL	AMD	MOS	CBL	AMD	MOS	CBL	AMD	MOS	CBL	AMD	MOS
426	Rangpur RWH	Nilphamari Sadar	22,103	9,578	2.3	20,625	27,180	0.8	90	47	1.9	6,349	3,274	1.9	50	88	0.6
427	Rangpur RWH	Palashbari	20,836	8,893	2.3	19,509	14,624	1.3	25	8	3.1	4,900	2,208	2.2	50	76	0.7
428	Rangpur RWH	Patgram	18,516	6,300	2.9	26,550	12,760	2.1	39	9	4.3	4,053	1,992	2.0	250	38	6.6
429	Rangpur RWH	Phulbari	21,300	6,511	3.3	15,475	12,743	1.2	197	77	2.6	4,892	2,720	1.8	100	60	1.7
430	Rangpur RWH	Pirgachha	36,900	17,860	2.1	33,545	15,166	2.2	130	62	2.1	5,600	3,489	1.6	200	82	2.4
431	Rangpur RWH	Pirganj	502,196	19,010	26.4	54,760	27,169	2.0	70	33	2.1	5,000	2,310	2.2	150	95	1.6
432	Rangpur RWH	Rajarhat	23,008	6,145	3.7	31,050	12,072	2.6	58	25	2.3	4,240	1,893	2.2	50	53	0.9
433	Rangpur RWH	Rangpur Sadar	63,300	26,768	2.4	59,940	24,678	2.4	108	43	2.5	6,985	3,663	1.9	300	218	1.4
434	Rangpur RWH	Sadullapur	54,444	22,218	2.5	97,070	20,600	4.7	162	66	2.5	8,791	3,979	2.2	200	73	2.7
435	Rangpur RWH	Saghata	73,616	10,030	7.3	63,890	19,696	3.2	28	13	2.2	2,714	1,443	1.9	0	34	0.0
436	Rangpur RWH	Saidpur	24,254	10,118	2.4	22,265	9,344	2.4	28	7	4.0	3,448	1,490	2.3	100	55	1.8
437	Rangpur RWH	Sundarganj	310,716	30,489	10.2	72,000	40,739	1.8	122	80	1.5	16,265	8,381	1.9	0	203	0.0
438	Rangpur RWH	Taraganj	324,384	8,397	38.6	33,050	8,478	3.9	43	5	8.6	2,571	1,069	2.4	0	103	0.0
439	Rangpur RWH	Ulipur	355,016	21,348	16.6	29,890	27,674	1.1	55	16	3.4	6,596	3,214	2.1	50	60	0.8
440	Sylhet RWH	Ajmiriganj	37,518	4,853	7.7	9,132	6,095	1.5	110	6	18.3	2,620	486	5.4	0	38	0.0
441	Sylhet RWH	Bahubal	33,720	6,310	5.3	15,302	6,128	2.5	88	6	14.7	974	435	2.2	100	25	4.0
442	Sylhet RWH	Balaganj	66,400	27,094	2.5	22,470	8,631	2.6	232	8	29.0	4,945	1,556	3.2	1	49	0.0
443	Sylhet RWH	Baniachong	64,898	9,771	6.6	42,500	13,178	3.2	50	7	7.1	2,860	762	3.8	7	72	0.1
444	Sylhet RWH	Barlekha	89,924	6,525	13.8	31,360	5,381	5.8	313	3	104.3	4,223	453	9.3	100	52	1.9
445	Sylhet RWH	Beani Bazar	86,288	13,398	6.4	9,300	4,482	2.1	149	10	14.9	2,950	604	4.9	155	30	5.2
446	Sylhet RWH	Bishwambarpur	37,028	5,133	7.2	15,490	6,585	2.4	100	8	12.5	3,231	829	3.9	4	35	0.1
447	Sylhet RWH	Bishwanath	49,100	8,765	5.6	9,669	3,903	2.5	101	10	10.1	2,121	486	4.4	22	36	0.6
448	Sylhet RWH	Chhatak	38,996	13,122	3.0	17,485	8,879	2.0	227	48	4.7	3,196	800	4.0	110	31	3.5
449	Sylhet RWH	Chunarughat	52,280	7,750	6.7	16,591	12,251	1.4	176	3	58.7	1,833	987	1.9	11	32	0.3
450	Sylhet RWH	Companiganj	34,400	12,808	2.7	21,670	6,471	3.3	126	3	42.0	2,030	1,128	1.8	102	58	1.8

SL	Warehouse Name	Upazila Name	Condom			Shukhi			IUD			Injectables			Implant		
			CBL	AMD	MOS	CBL	AMD	MOS	CBL	AMD	MOS	CBL	AMD	MOS	CBL	AMD	MOS
451	Sylhet RWH	Dakshin Sunamganj	30,800	9,043	3.4	14,050	5,860	2.4	206	10	20.6	1,602	729	2.2	100	70	1.4
452	Sylhet RWH	Dakshin Surma	78,900	32,576	2.4	22,185	9,111	2.4	116	2	58.0	2,893	1,063	2.7	100	19	5.3
453	Sylhet RWH	Derai	64,804	28,034	2.3	21,120	9,693	2.2	155	11	14.1	1,956	969	2.0	193	63	3.1
454	Sylhet RWH	Dowarabazar	41,384	11,765	3.5	12,582	10,069	1.2	109	3	36.3	3,327	788	4.2	100	111	0.9
455	Sylhet RWH	Fenchuganj	47,500	5,427	8.8	10,385	3,114	3.3	171	15	11.4	940	283	3.3	50	17	2.9
456	Sylhet RWH	Golapganj	39,252	18,963	2.1	23,305	4,980	4.7	71	12	5.9	1,951	527	3.7	0	48	0.0
457	Sylhet RWH	Gowainghat	39,400	18,555	2.1	13,800	9,376	1.5	74	6	12.3	5,111	2,882	1.8	0	100	0.0
458	Sylhet RWH	Habiganj Sadar	37,800	15,530	2.4	29,550	13,453	2.2	245	83	3.0	2,140	1,387	1.5	0	32	0.0
459	Sylhet RWH	Jagannathpur	53,876	10,666	5.1	12,645	5,734	2.2	107	10	10.7	1,557	332	4.7	100	72	1.4
460	Sylhet RWH	Jaintiapur	34,500	15,723	2.2	10,290	6,272	1.6	104	15	6.9	4,600	2,446	1.9	50	29	1.7
461	Sylhet RWH	Jamalganj	30,628	11,264	2.7	20,545	10,081	2.0	221	3	73.7	2,704	1,144	2.4	100	31	3.2
462	Sylhet RWH	Juri	58,800	7,137	8.2	13,600	4,565	3.0	45	19	2.4	1,804	359	5.0	50	82	0.6
463	Sylhet RWH	Kamalganj	101,000	11,742	8.6	27,165	8,988	3.0	280	22	12.7	2,865	840	3.4	10	51	0.2
464	Sylhet RWH	Kanaighat	60,948	26,415	2.3	15,735	10,544	1.5	133	8	16.6	5,621	2,791	2.0	60	25	2.4
465	Sylhet RWH	Kulaura	85,956	9,741	8.8	24,325	9,020	2.7	85	3	28.3	4,615	2,153	2.1	100	29	3.4
466	Sylhet RWH	Lakhai	44,588	6,101	7.3	20,525	7,154	2.9	228	6	38.0	2,272	408	5.6	250	58	4.3
467	Sylhet RWH	Madhabpur	59,700	8,654	6.9	29,758	13,560	2.2	75	4	18.8	2,371	784	3.0	105	52	2.0
468	Sylhet RWH	Maulvibazar Sadar	60,060	10,044	6.0	26,968	9,161	2.9	103	46	2.2	2,085	817	2.6	30	42	0.7
469	Sylhet RWH	Nabiganj	50,100	7,718	6.5	5,665	9,570	0.6	65	14	4.6	2,328	405	5.7	150	42	3.6
470	Sylhet RWH	Rajnagar	75,000	8,580	8.7	22,540	9,164	2.5	115	8	14.4	1,936	1,120	1.7	100	39	2.6
471	Sylhet RWH	Sreemangal	43,800	13,009	3.4	22,874	11,361	2.0	174	56	3.1	2,554	1,123	2.3	120	103	1.2
472	Sylhet RWH	Sulla	24,900	8,752	2.8	10,175	4,804	2.1	225	3	75.0	965	482	2.0	120	32	3.8
473	Sylhet RWH	Sunamganj Sadar	38,792	9,448	4.1	29,225	6,796	4.3	198	22	9.0	2,346	1,099	2.1	222	79	2.8
474	Sylhet RWH	Sylhet Sadar	97,520	66,798	1.5	31,645	32,140	1.0	308	80	3.9	15,966	9,633	1.7	143	170	0.8
475	Sylhet RWH	Tahirpur	40,868	15,246	2.7	7,406	9,917	0.7	108	4	27.0	2,032	844	2.4	10	96	0.1

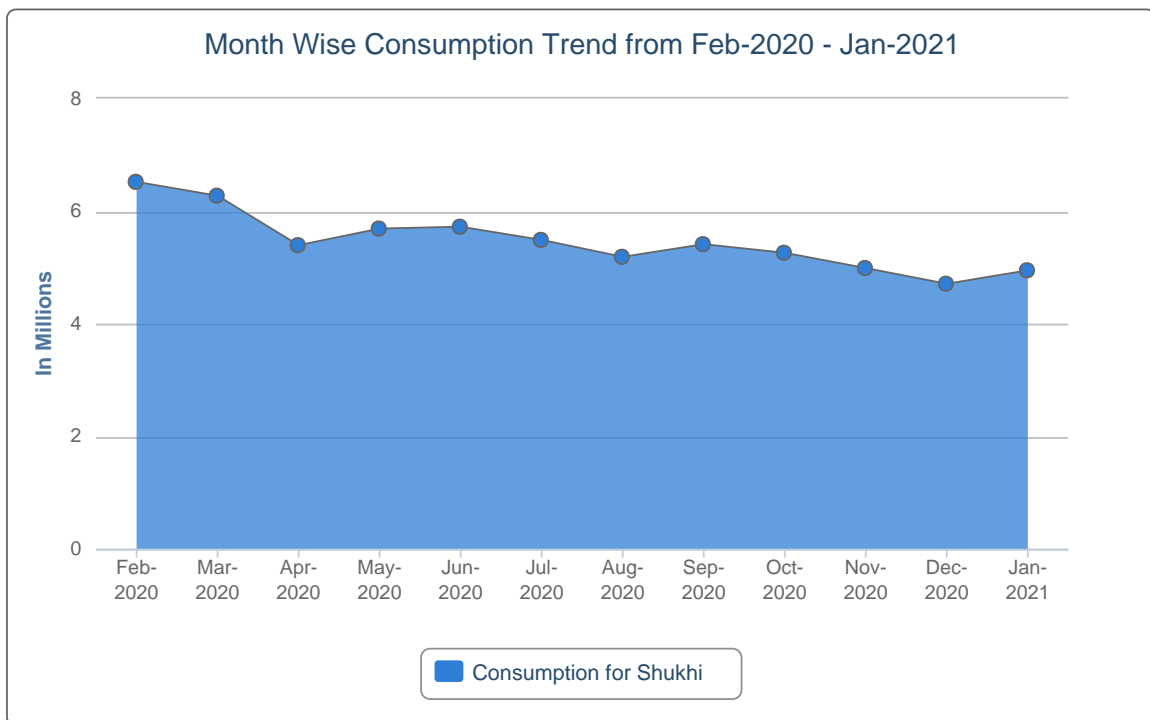
SL	Warehouse Name	Upazila Name	Condom			Shukhi			IUD			Injectables			Implant		
			CBL	AMD	MOS	CBL	AMD	MOS	CBL	AMD	MOS	CBL	AMD	MOS	CBL	AMD	MOS
476	Sylhet RWH	Zakiganj	42,536	20,946	2.0	27,448	7,926	3.5	118	3	39.3	2,267	1,116	2.0	100	102	1.0
477	Tangail RWH	Basail	76,764	6,480	11.8	39,570	5,715	6.9	198	16	12.4	9,545	374	25.5	200	124	1.6
478	Tangail RWH	Bhuapur	73,500	17,915	4.1	30,354	10,574	2.9	373	23	16.2	2,659	1,450	1.8	600	62	9.7
479	Tangail RWH	Chauhali	40,288	13,533	3.0	14,100	7,163	2.0	140	11	12.7	8,693	1,268	6.9	281	41	6.9
480	Tangail RWH	Delduar	78,900	8,253	9.6	51,927	6,557	7.9	150	18	8.3	12,530	476	26.3	250	50	5.0
481	Tangail RWH	Ghatail	80,400	25,242	3.2	50,880	20,629	2.5	330	10	33.0	9,500	2,617	3.6	100	70	1.4
482	Tangail RWH	Gopalpur	104,276	12,477	8.4	56,675	8,965	6.3	277	15	18.5	7,002	1,046	6.7	300	40	7.5
483	Tangail RWH	Kalihati	74,700	22,248	3.4	1,570	24,800	0.1	223	48	4.6	11,013	4,149	2.7	310	72	4.3
484	Tangail RWH	Madhupur	94,800	17,477	5.4	38,640	20,766	1.9	399	17	23.5	10,867	2,525	4.3	100	67	1.5
485	Tangail RWH	Mirzapur	122,460	23,846	5.1	41,920	20,865	2.0	269	31	8.7	15,527	1,018	15.3	550	58	9.5
486	Tangail RWH	Nagarpur	82,140	25,328	3.2	5,509	17,531	0.3	112	72	1.6	8,578	2,288	3.7	300	131	2.3
487	Tangail RWH	Sakhipur	52,796	21,688	2.4	8,820	20,590	0.4	200	26	7.7	8,069	866	9.3	300	36	8.3
488	Tangail RWH	Tangail Sadar	60,300	41,603	1.4	39,165	23,883	1.6	242	35	6.9	7,636	2,897	2.6	200	152	1.3

7. Month-wise Consumption Trend

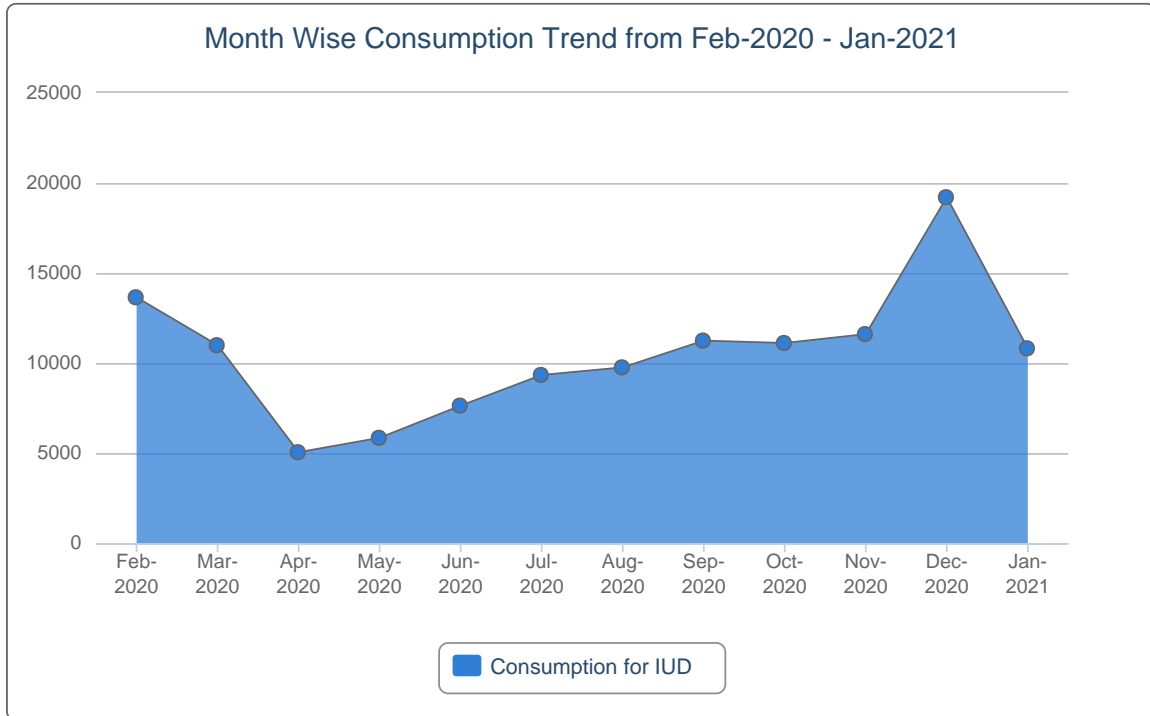
7(a).



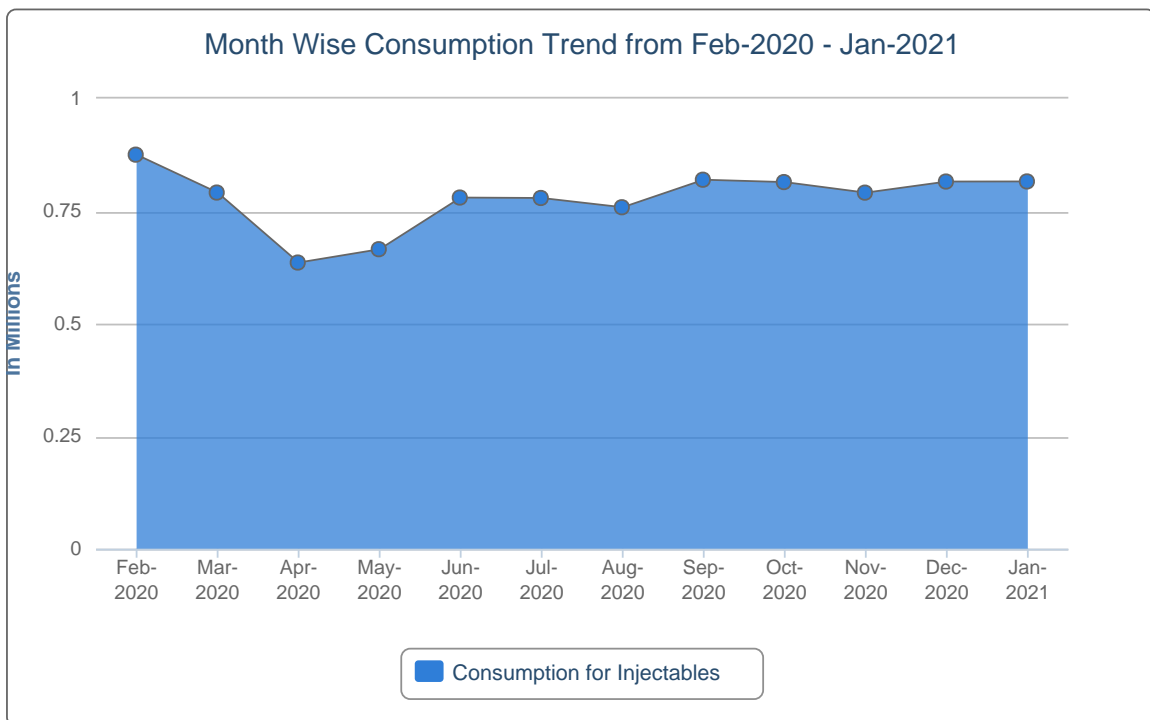
7(b).



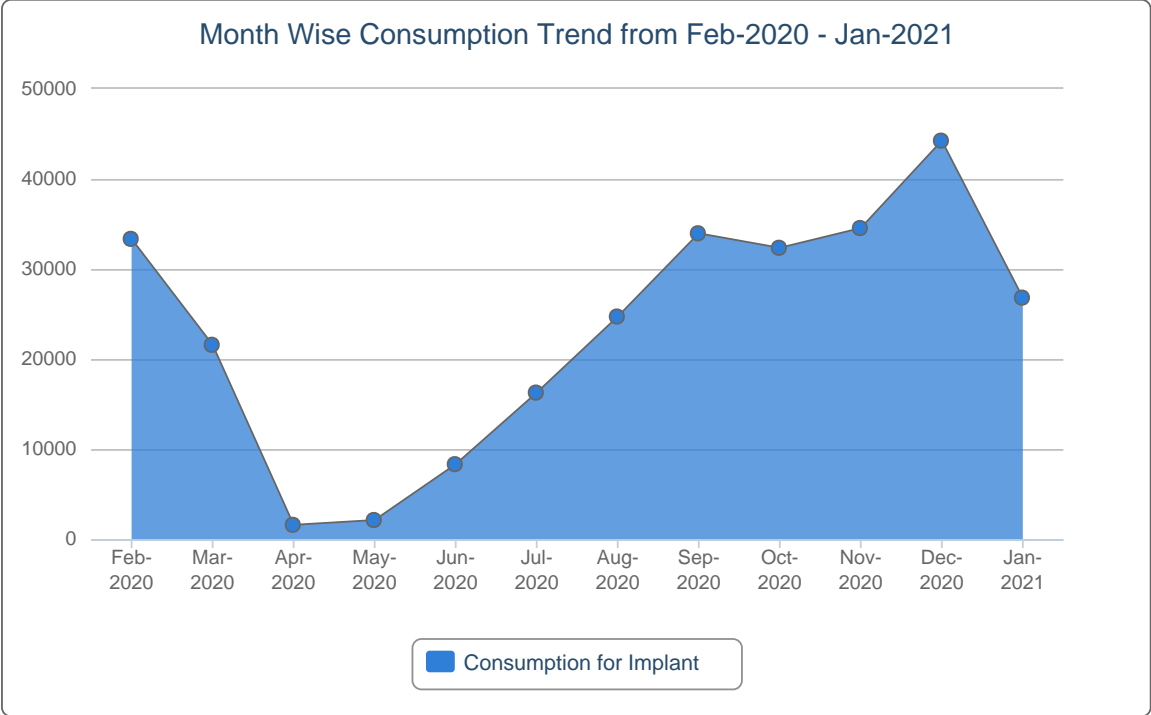
7(c).



7(d).



7(e).



8. Report on Upazila and Warehouse Having Stock Out in last month

SL	Products Name	No of Stockout WH	% of Stockout WH	No of Stockout Upazila Store	% of Stockout Upazila Store	No of Stockout Upazila Field	% of Stockout Upazila Field
1	Condom	0	0%	0	0%	0	0%
2	Oral Pill (Total)	0	0%	0	0%	0	0%
3	IUD	0	0%	0	0%	1	0%
4	Injectables	0	0%	0	0%	0	0%
5	Implant (Total)	0	0%	-	-	0	0%

List of Stock Out Warehouses

SL	Commodity	Warehouse	Phone
<i>No StockOut in Warehouse</i>			

List of StockOut Upazilas

SL	Commodity	Warehouse	District	Upazila	Phone
1	IUD	Chattogram RWH	Chattogram	Sandwip, Chattogram	01711396631

“ছেলে হোক, মেয়ে হোক,
দু’টি সন্তানই যথেষ্ট”

Management Information System (MIS)
Directorate General of Family Planning (DGFP)
6, Kawran Bazar, Dhaka- 1215
Email: dirmis@dgfp.gov.bd, dirls@dgfp.gov.bd
www.dgfp.gov.bd, www.scmpbd.org

If you need more information, please visit at <https://www.scmpbd.org>