

FAMILY PLANNING MONTHLY LOGISTICS REPORT

August 2016



**Management Information System (MIS)
Directorate General of Family Planning (DGFP)**

6, Kawran Bazar, Dhaka1215

Email: dirmisfp@gmail.com, dirlsdgfp@gmail.com
www.dgfpmis.org, www.dgfplmis.org

Government of the People's Republic of Bangladesh
Directorate General of Family Planning
Management Information System (MIS)
6, Kawran Bazar, Dhaka- 1215
www.dgfp.gov.bd

Memo No. - DGFP/MIS/97/323(part-5)/2008/50/678

Date: 23 October' 2016.

Sub: **Family Planning Monthly Logistics Report for the Month of August' 2016.**

Family Planning Monthly Logistics Report for the Month of August' 2016 is sent herewith for your kind information & necessary action. This report is prepared on the basis of Form-7 submitted by Warehouses and Form-7B submitted by Upazila Family Planning Offices by using WIMS & UIMS operational tools. It provides useful information on monthly distribution and stock balance of all the major contraceptives & DDS Kits of Warehouse/Upazila Stores. A summary of important events happened during reporting month included in this report. For more information you are requested to visit at www.scmpbd.org web site.

Comments and suggestions for improvement of this report will be highly appreciated.


23/10/2016
(A K M Mahbubur Rahman Joarder)
Director (MIS)
and
Line Director MIS-FP
Phone: 9146262
Mail: dirmisfp@gmail.com

Memo No. - DGFP/MIS/97/323(part-5)/2008/50/582/678/1(100)

Date: 23 October' 2016.

Copy of the report forwarded to:

1. Secretary, Ministry of Health & Family Welfare, Bangladesh Secretariat, Dhaka.
2. Additional Secretary, Ministry of Health & Family Welfare, Bangladesh Secretariat, Dhaka.
3. Joint Secretary (WHO)/ (Coordination), Ministry of Health & Family Welfare, Bangladesh Secretariat, Dhaka.
4. Joint Chief (Planning), Ministry of Health & Family Welfare, Bangladesh Secretariat (Clinic Building), Dhaka.
5. Joint Chief (Population & Planning wing), Planning commission, Sher-e-Bangla Nagar, Dhaka.
6. Joint Chief (Planning), Program Management and Monitoring Unit (PMMU), Azimpur, Dhaka-1205.
7. P.S. to the Honorable Minister, Ministry of Health and Family Welfare, Bangladesh Secretariat, Dhaka, for kind information of the Honorable Minister.
8. P.S. to the Honorable State Minister, Ministry of Health and Family Welfare, Bangladesh Secretariat, Dhaka, for kind information of the Honorable State Minister.
9. Director Administration, Directorate General of Family Planning, 6 Kawran Bazar, Dhaka 1215.
10. Director Logistics & Supply and Line Director (Procurement, Storage & Supply Management), Directorate General of Family Planning, 6 Kawran Bazar, Dhaka 1215.

11. Director Finance & Line Director (Family Planning Field Service Delivery Program), Directorate General of Family Planning, 6 Kawran Bazar, Dhaka 1215.
12. Director (IEM) & Line Director (Information, Education and Communication), Directorate General of Family Planning, 6 Kawran Bazar, Dhaka 1215.
13. Director Planning & Line Director (Program Monitoring and Evaluation), Directorate General of Family Planning, 6 Kawran Bazar, Dhaka 1215.
14. Line Director (Maternal, Child, Reproductive and Adolescent Health), Directorate General of Family Planning, 6 Kawran Bazar, Dhaka 1215.
15. Line Director (Clinical Contraception Services Delivery), Directorate General of Family Planning, 6 Kawran Bazar, Dhaka 1215.
16. Divisional Director, Family Planning, Dhaka / Chittagong / Rajshahi / Khulna / Sylhet / Barisal/ Rangpur Division.
17. Deputy Chief (FW)/ (Health), Ministry of Health & Family Welfare, Bangladesh Secretariat, Dhaka.
18. Additional Director (Drugs and Stores), Directorate General of Family Planning, Central Warehouse, Mohakhali, Dhaka.
19. Deputy Director, Family Planning, ----- District (Your are requested to take appropriate measures to ensure timely submission of Form 7B report from upazilas and send these to MIS Unit within 9th working day of the next month).
20. Supply Officer, Family Planning, ----- CWH/RWHs.
21. Country Director, SPS/MSH, House No.-28, Flat-W2, Road No.-63, Gulshan-2, Dhaka-1212.
22. Country Director, the World Bank, E-32, Agargaon, Sher-e-Banala Nagar, Dhaka-1207.
23. Team Leader, Population & Health Team, USAID, Madani Avenue, Baridhara, Dhaka.
24. Country Representative, UNFPA, IDB Bhaban, Agargaon, Sher-E-Bangla Nagar, Dhaka.
25. Managing Director, SMC, SMC Tower, 33 Banani C/A, Dhaka-1213.
26. Documentation Center, IEM Unit, Directorate General of Family Planning, 6 Kawran Bazar, Dhaka.
27. PA to Director General, Directorate General of Family Planning, 6, Kawran Bazar, Dhaka 1215.
28. Office copy, MIS, DGFP, 6 Kawran Bazar, Dhaka -1215.





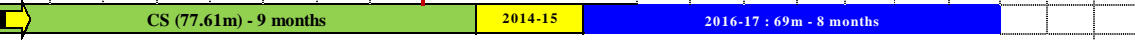
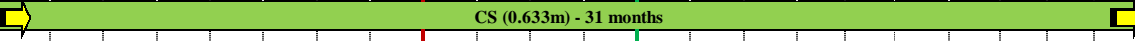







23.10.16
(Md. Abul Kalam Azad)
Deputy Program Manager(LMIS)

Table Of Contents

	Page
1. DGFP Stock Status Report	1-2
2. National Receipts Quantity by Product by Month	3
3. National Level Contraceptive Summary Report	4
4. Stock Status Report at Different Levels	5
5. Contraceptive Stock Status by Product at Upazila Store and Field	6-10
6. Contraceptive Stock Status by Product at Regional Warehouses/Upazila	11-31
7. Month-wise Consumption Trend	32-34
8. Report on Upazila and Warehouse Having Stock Out in last month	35

1. DGFP Stock Status Report

 DGFP STOCK STATUS REPORT** August 2016 (Updated 28 September 2016) 																	
Year	2016				2017								2018				
Month	9	10	11	12	1	2	3	4	5	6	7	8	9	10	11	12	
Min.-Max.					Min				Max								
Product																	
Condom																	
*AMC = 11.8m	2014-15: GoB (Rev): 150 m - 119.92 m received as of 31 July 2016; 2015-16: GoB (Rev): 30 m:awaiting receipts; 2016-17: GoB (Rev):73m																
	2014-15 : 23.06m - 2mon																
Pill																	
*AMC = 8.59m	2014-15: Pool Fund 60m (ICB); 18m (NCT); 54.94 m received as of 30 July 2016; 2016-17: Pool Fund 69m (50m ICB & 19m NCT)																
IUD																	
*AMC = 20,142																	
Injectables																	
*AMC = 1.12m	2014-15: Pool Fund 14m; GoB (Dev) : 2.5m; received in full as of 30 July 2016																
Implant																	
*AMC = 29,883	2015-16 (Pool fund): 0.15m: L/C opened																
***DDS Kit																	
*AMC = 5,885	*** The 22 items of medicines of DDS kit are being procured now as individual medicines instaed of Kit form.																
	<p>*AMC is calculated based on past 12 months consumption</p> <p>** This report is generated using the "Pipeline Software" which considers "Projected Consumption"</p> <p><i>Data Sources: DGFP/L&S unit, DGFP LMIS web site - https://scmpbd.org/ Central Warehouse WIMS data and Approved DGFP Procurement</i></p>																
	<p>Legend:</p> <ul style="list-style-type: none">  Current Stock  To be received  Planned for FY 2016-17 <p>AMC = Average Monthly Consumption BER = Bid Evaluation Report CCGP = Cabinet Committee on Govt Purchase CS = Current Stock NOA = Notification of Award NO = No Objection TEC = Tender Evaluation Committee ICB = International Competitive Bidding NCT = National Competitive Tendering</p>																

DGFP STOCK STATUS REPORT
(For Contraceptives and DDS Kits)
Month: August 2016 *(Updated 28 September 2016)*

CONDOM – Current national stock is 130.62 million pieces and this stock can be used up to July 2017.

- FY 2014-15 GoB (Rev): Procurement Process completed for 150 million pieces and 119.92 million pieces received as of 30 July 2016; waiting receipt 30.08 million pieces.
- FY 2015-16 GoB (Rev): 30 million pieces. Contract signed; awaiting receipts. Total awaiting receipts (2014-15 & 2015-16): 60.08 million pcs.
- Planned for FY 2016-17 GoB (Rev): 73 million pieces.

PILL – Current national stock of Oral Contraceptive Pill is 84.88 million cycles which will go up to May 2017.

- 2014-15 (Pool fund): Procurement Process completed for 60m cycles (ICB) & 18 m cycles (NCB): 54.94 million cycles received as of 30 July 2016; awaiting receipts 23.06 million cycles.
- Planned for 2016-17: Pool Fund: 69 million cycles; 50m cycles (ICB) & 19m cycles (NCT).

IUD – Current national stock is 0.633 million pieces and this stock can be used up to March 2019.

INJECTABLES – Current stock of 18.6 million vials and that can be used up to December 2017.

- Procurement Process completed for 2014-15: Pool fund - 14m vials (ICB) & GoB Dev- 2.5m vials (NCB): received in full as of 30 June 2016.
- Planned for 2016-17: Pool fund - 7m vials (ICB): World Bank did not accord No Objection on this procurement; GoB (Dev) - 3.5m vials (NCT): Contract signed & Goods received in full.

IMPLANT – Current stock is 0.206 million sets and this can be used up to February 2017.

- Planned for 2015-16: (Pool fund) 0.15m sets. Contract signed; awaiting receipts.

***DDS KITS**

- 2014-15: Pool fund - 0.070m boxes: World Bank did not accord No Objections on Bid Evaluation Report (BER) for this procurement.
- 2015-16: GoB (Dev) – 3,600 boxes (NCB) – All quantity received.
(*The medicines under DDS Kit are not going to be procured in Kit form. Instead, individual medicines of 22 items will be procured from now on)

You can also download the previous reports from <http://www.scmpbd.org/>

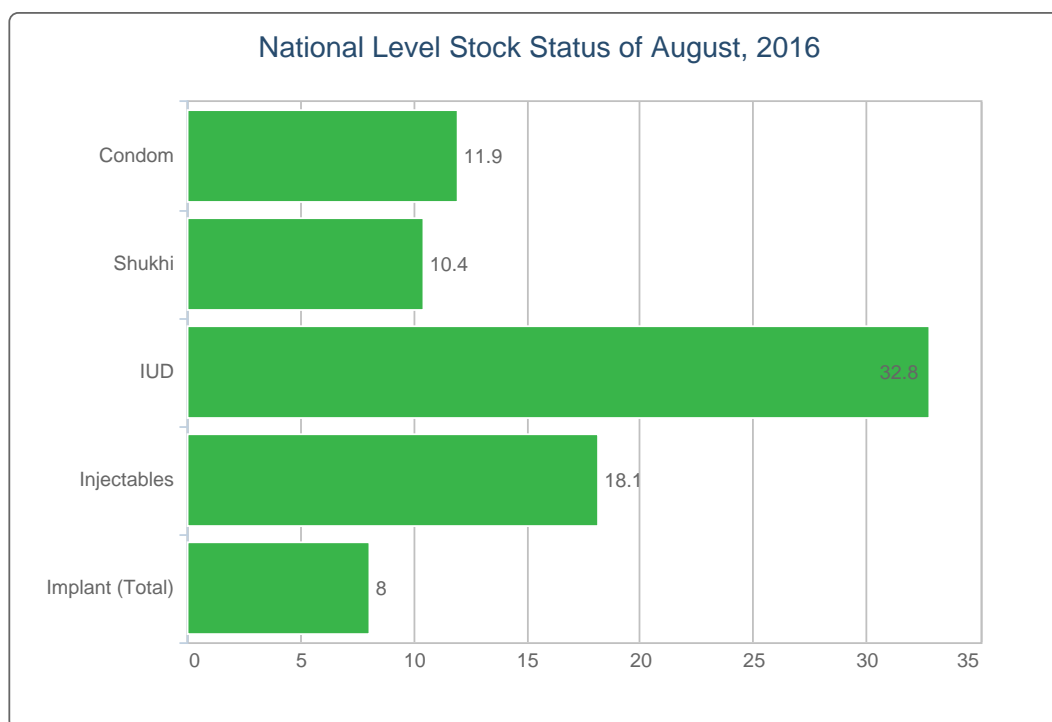
2. National Receipts Quantity by Product by Month

Contraceptive Received Report

Month: August, 2016

Item	Supplier	Receiver	Date Receipts	Qty	Remarks
<i>No National Receive This Month</i>					

3. National Level Contraceptive Summary Report

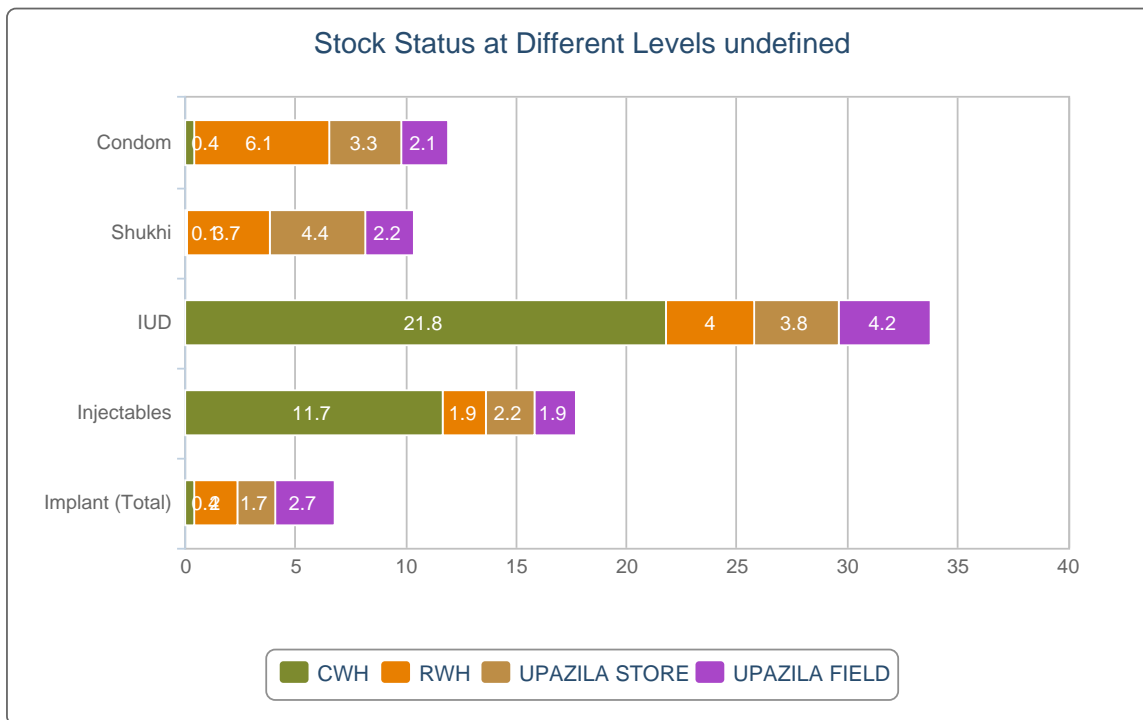


■ MOS less than 4.0
 ■ MOS 4.0 - 7.9
 ■ MOS 8.0 and above
 MOS = Month of Stock

National Level Stock Status of August, 2016

SL	Name of Products	Reported Consumption	Reported Closing Balance	Average Monthly Consumption	MOS
1	Condom	12,034,524	142,656,492	11,957,861	11.9
2	Shukhi	8,193,095	85,814,560	8,222,837	10.4
3	IUD	19,347	652,343	19,865	32.8
4	Injectables	1,113,748	19,718,209	1,087,016	18.1
5	Implant (Total)	35,274	242,139	30,312	8.0

4. Stock Status Report at Different Levels

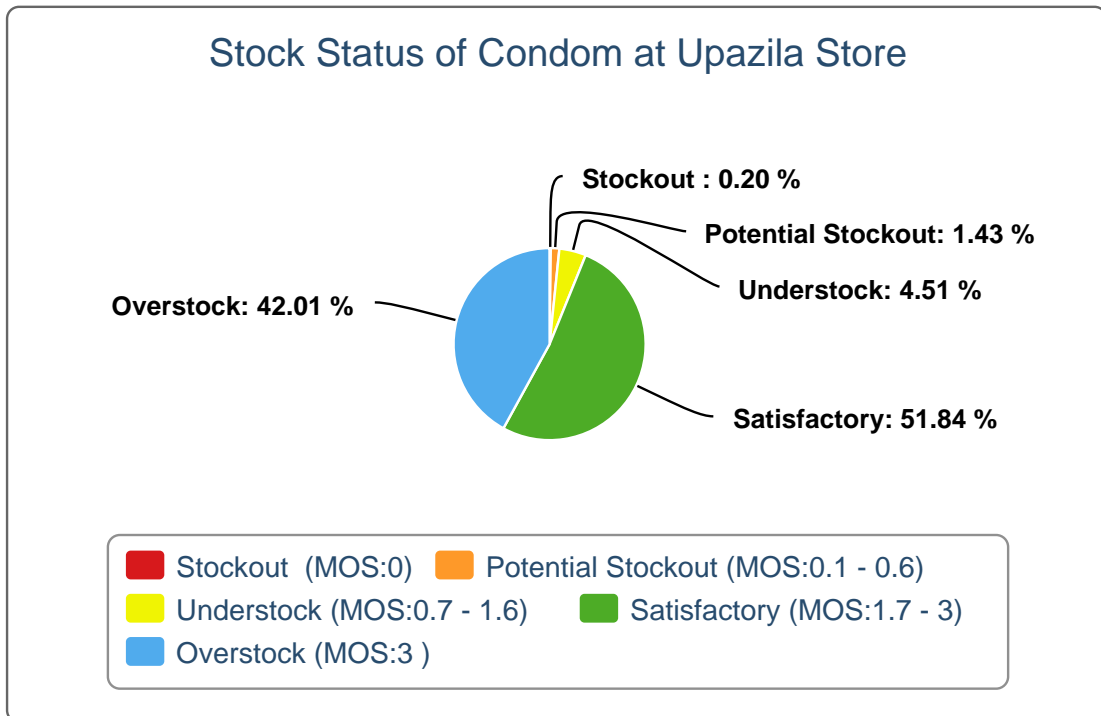


Stock Status at Different Levels August, 2016

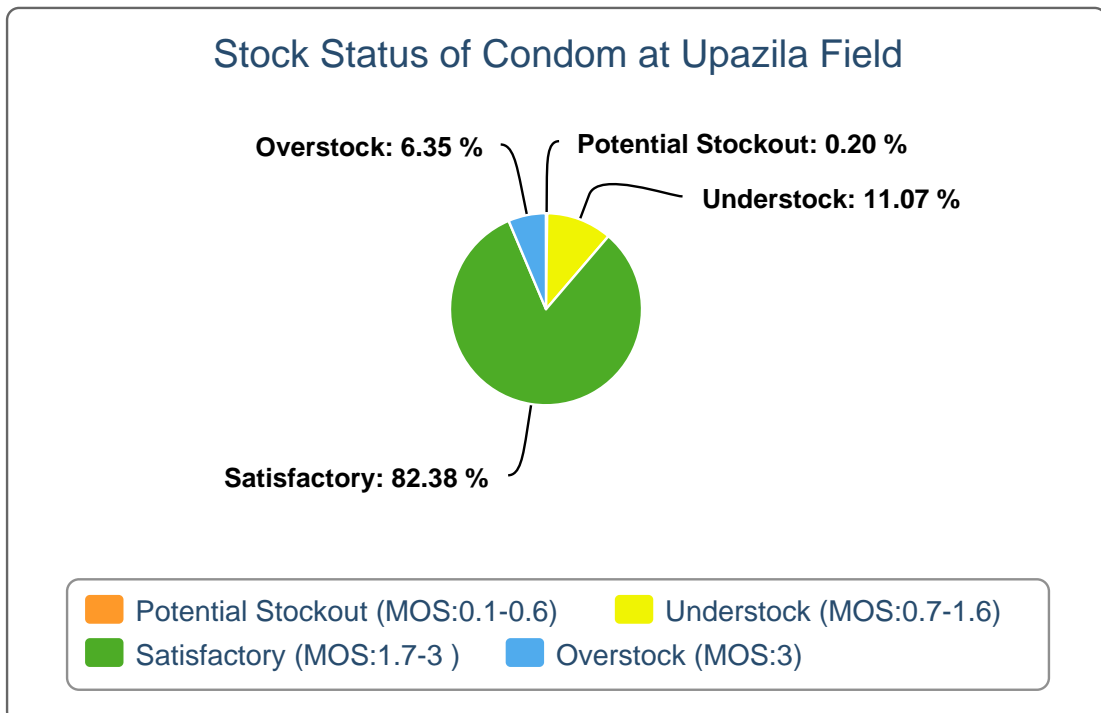
Products	Avg. Consump. of Last 6 Months	CWH Level	MOS	RWH Level	MOS	Upazila Level	MOS	Field Level	MOS	National Level	MOS
Condom	11,957,861	4,581,000	0.4	73,417,400	6.1	39,917,595	3.3	24,740,497	2.1	142,656,492	11.9
Shukhi	8,222,837	1,205,280	0.1	30,696,360	3.7	35,752,036	4.3	18,160,884	2.2	85,814,560	10.4
IUD	19,865	421,100	21.2	76,580	3.9	73,270	3.7	81,393	4.1	652,343	32.8
Injectables	1,087,016	13,040,700	12	2,126,500	2	2,413,001	2.2	2,138,008	2	19,718,209	18.1
Implant (Total)	30,312	15,424	0.5	71,589	2.4	59,439	2	95,687	3.2	242,139	8

5. Contraceptive Stock Status by Product at Upazila Store and Field

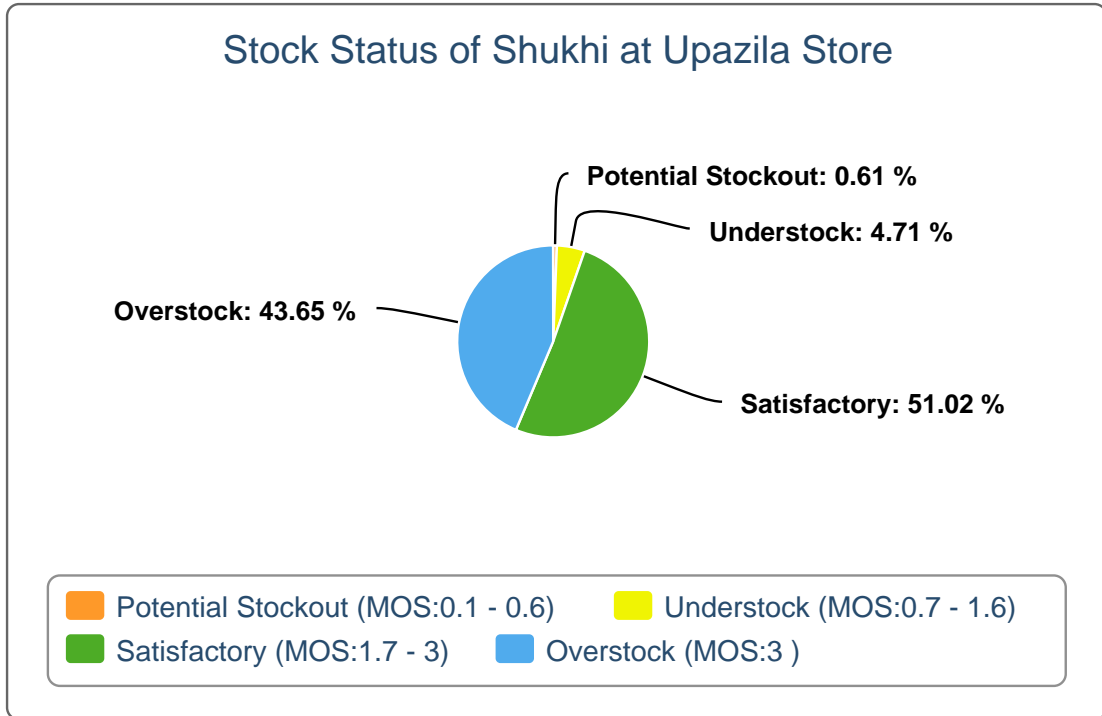
5(a).



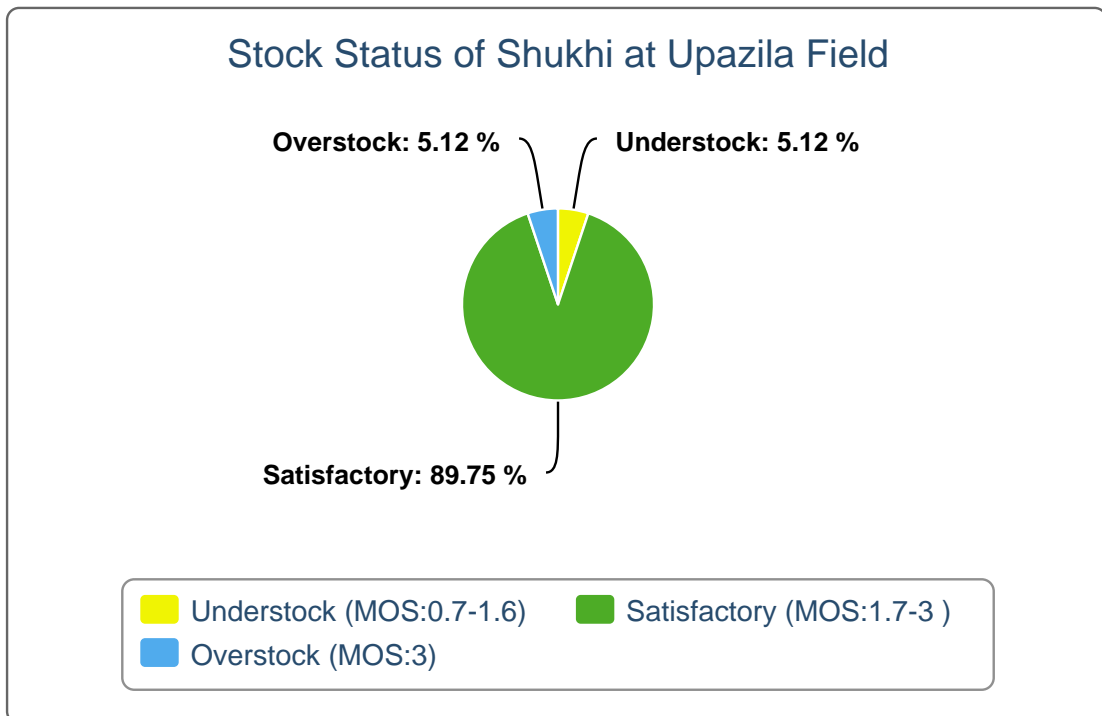
5(b).



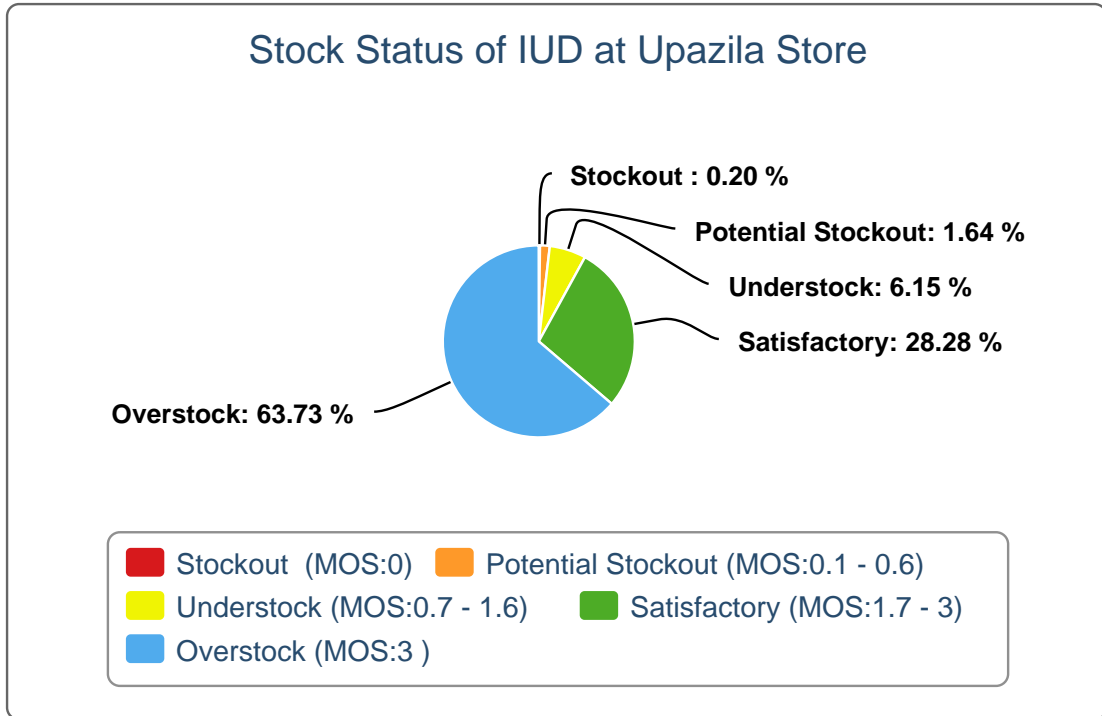
5(c).



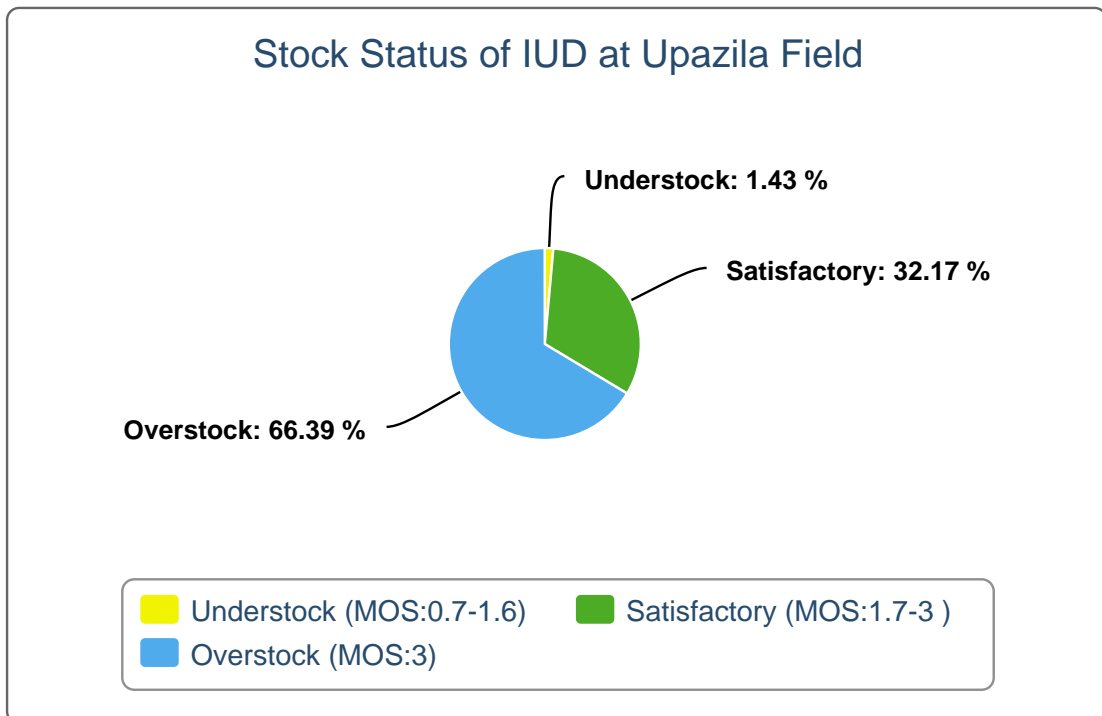
5(d).



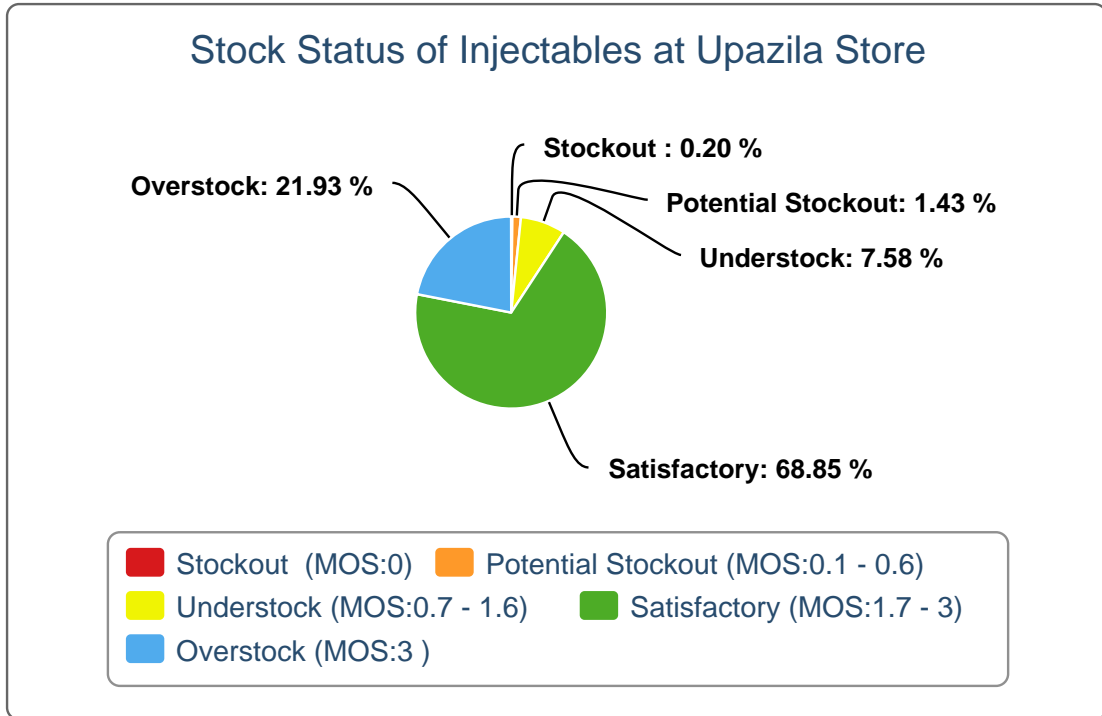
5(e).



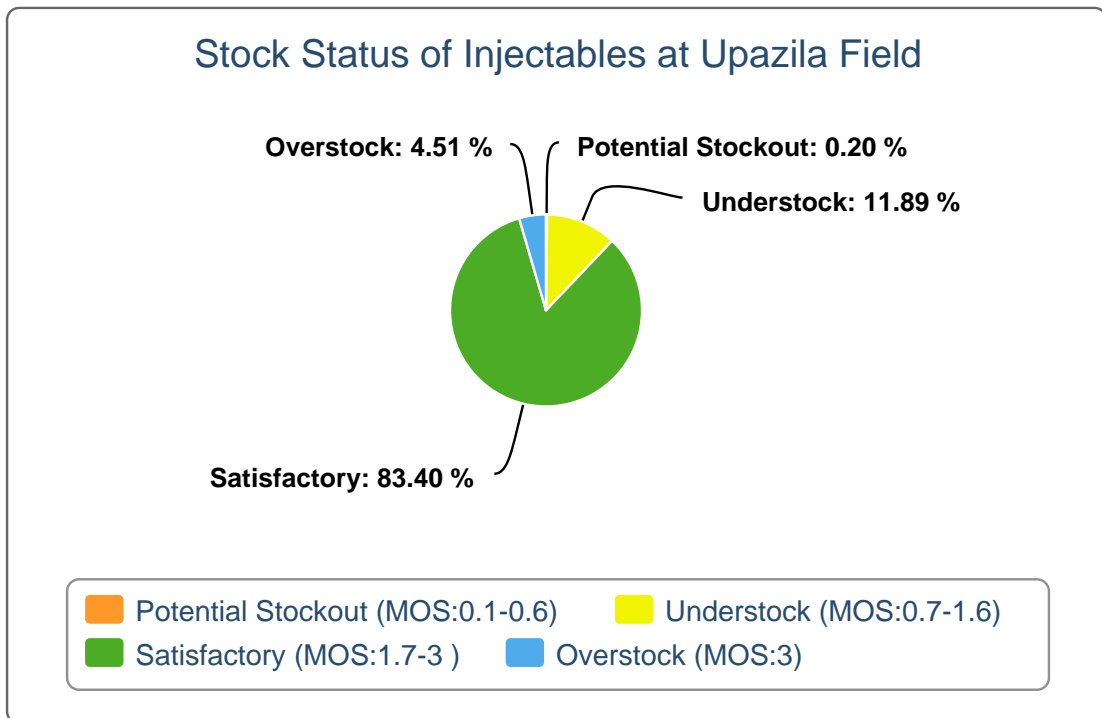
5(f).



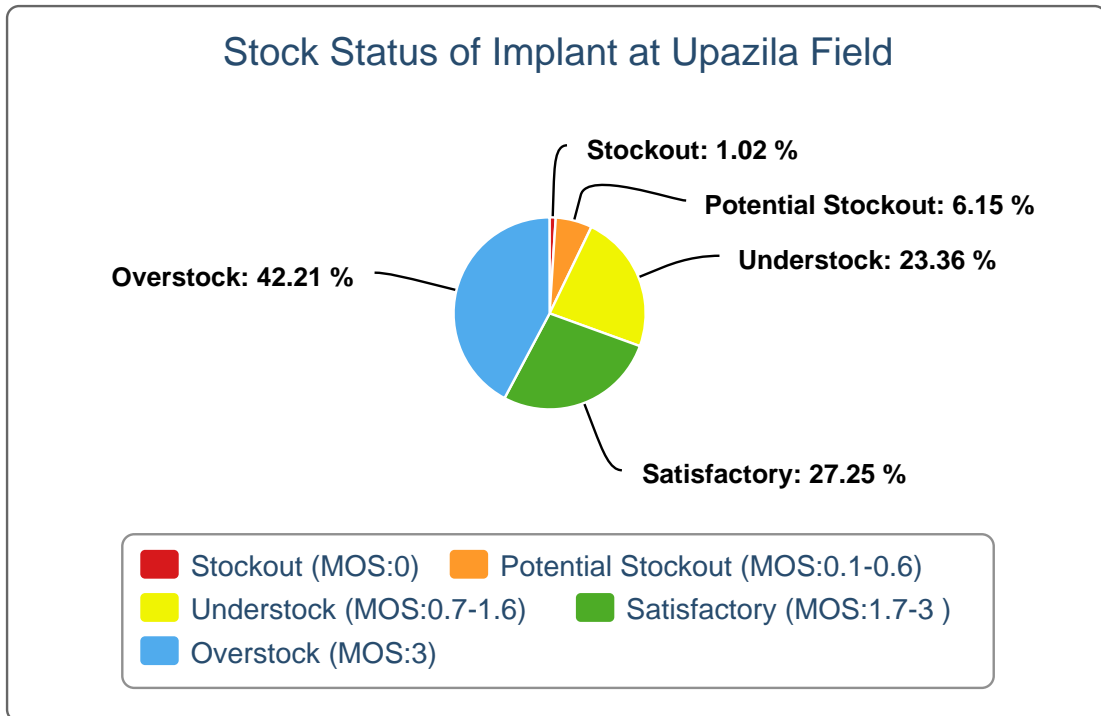
5(g).



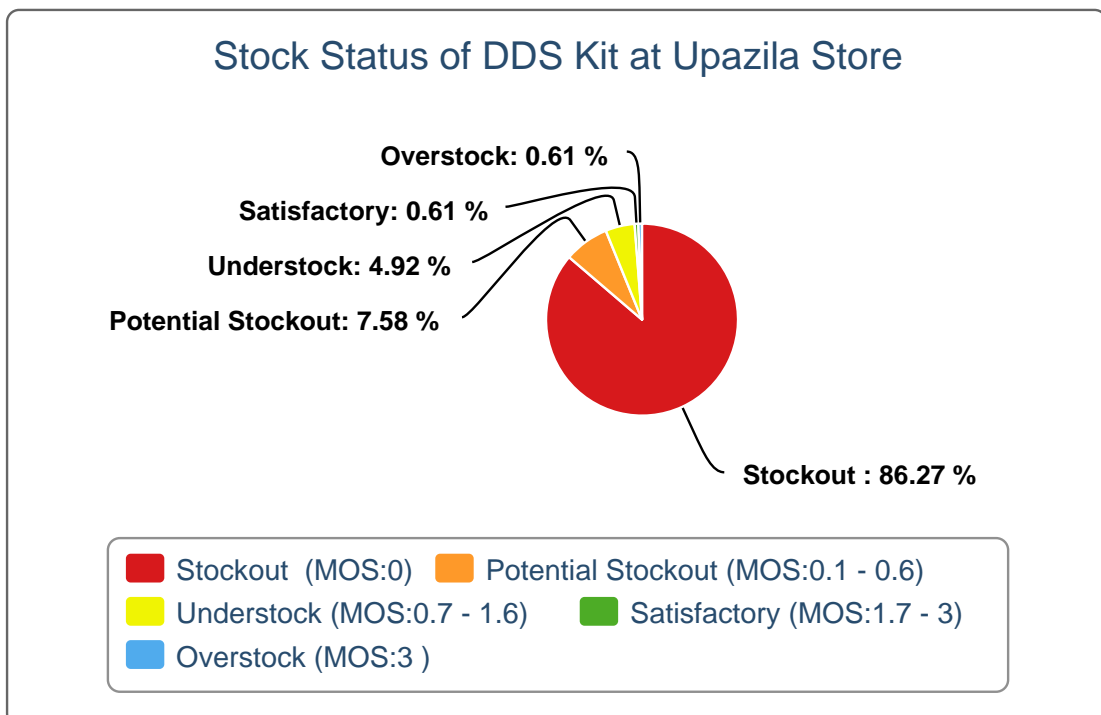
5(h).



5(i).



5(j).



6(a). Contraceptive Stock Status by Product at Regional Warehouses

SL	WH Name	Condom			Shukhi			IUD			Injectables			Implant		
		CBL	AMD	MOS	CBL	AMD	MOS	CBL	AMD	MOS	CBL	AMD	MOS	CBL	AMD	MOS
1	Bandarbon RWH	321,000	30,488	10.5	109,440	22,350	4.9	700	103	6.8	17,000	3,779	4.5	252	146	1.7
2	Bhola RWH	948,000	154,241	6.1	1,009,440	101,529	9.9	2,500	386	6.5	129,000	44,342	2.9	565	650	0.9
3	Bogra RWH	2,036,000	638,018	3.2	9,620,640	455,203	21.1	3,450	895	3.9	115,700	41,519	2.8	2,854	2,075	1.4
4	Chittagong RWH	31,502,600	592,855	53.1	1,128,480	397,405	2.8	4,600	1,451	3.2	249,700	65,062	3.8	5,491	2,404	2.3
5	Comilla RWH	1,938,000	827,644	2.3	1,349,280	434,395	3.1	5,850	1,540	3.8	57,000	82,656	0.7	2,300	1,467	1.6
6	Dhaka CWH	4,581,000	1,976,985	2.3	1,205,280	958,308	1.3	421,100	3,148	133.8	13,040,700	123,569	105.5	15,424	3,170	4.9
7	Dinajpur RWH	702,000	216,133	3.2	996,480	355,114	2.8	2,150	670	3.2	79,000	43,807	1.8	2,820	1,500	1.9
8	Faridpur RWH	426,000	720,133	0.6	414,720	506,623	0.8	5,850	1,351	4.3	95,000	54,043	1.8	5,096	2,087	2.4
9	Jamalpur RWH	606,000	439,155	1.4	476,640	290,012	1.6	4,550	613	7.4	161,700	40,389	4.0	752	1,163	0.6
10	Jessore RWH	1,245,000	545,451	2.3	636,480	397,598	1.6	6,100	849	7.2	93,100	56,142	1.7	7,888	1,182	6.7
11	Khulna RWH	21,844,600	766,385	28.5	4,318,560	500,483	8.6	3,550	1,098	3.2	104,300	52,560	2.0	4,161	1,602	2.6
12	Kushtia RWH	1,404,000	367,488	3.8	725,760	202,921	3.6	771	284	2.7	49,900	38,868	1.3	2,444	616	4.0
13	Mymensingh RWH	2,097,000	875,024	2.4	1,591,200	875,551	1.8	2,900	1,265	2.3	70,500	58,823	1.2	9,292	2,169	4.3
14	Noakhali RWH	705,000	380,200	1.9	601,920	206,036	2.9	5,250	841	6.2	114,900	49,416	2.3	1,450	1,218	1.2
15	Pabna RWH	621,000	581,177	1.1	1,984,320	377,115	5.3	4,600	1,084	4.2	138,000	52,658	2.6	2,150	888	2.4
16	Patuakhali RWH	1,551,000	127,934	12.1	427,680	157,354	2.7	3,000	466	6.4	142,300	29,409	4.8	7,100	795	8.9
17	Rajshahi RWH	795,000	772,509	1.0	1,906,560	352,337	5.4	5,706	577	9.9	115,400	45,320	2.5	3,291	1,459	2.3
18	Rangamati RWH	175,200	61,597	2.8	93,960	37,925	2.5	603	86	7.0	13,000	3,461	3.8	372	241	1.5
19	Rangpur RWH	1,590,000	633,975	2.5	1,869,120	824,654	2.3	6,900	1,721	4.0	158,000	118,830	1.3	7,304	3,051	2.4
20	Sylhet RWH	1,737,000	791,110	2.2	774,720	438,488	1.8	5,200	933	5.6	133,000	51,527	2.6	2,039	1,684	1.2
21	Tangail RWH	1,173,000	459,359	2.6	660,960	331,436	2.0	2,350	504	4.7	90,000	30,836	2.9	3,968	745	5.3

6(b). Contraceptive Stock Status by Product at Upazila

SL	Warehouse Name	Upazila Name	Condom			Shukhi			IUD			Injectables			Implant		
			CBL	AMD	MOS	CBL	AMD	MOS	CBL	AMD	MOS	CBL	AMD	MOS	CBL	AMD	MOS
1	Bandarbon RWH	Alikadam	15,800	3,148	5.0	15,060	1,613	9.3	80	10	8.0	1,952	924	2.1	47	18	2.6
2	Bandarbon RWH	Bandarban Sadar	16,700	4,171	4.0	10,480	4,459	2.4	124	21	5.9	2,374	978	2.4	101	26	3.9
3	Bandarbon RWH	Lama	19,600	6,326	3.1	11,337	5,380	2.1	50	30	1.7	2,135	828	2.6	78	25	3.1
4	Bandarbon RWH	Naikhongchhari	1,500	7,237	0.2	6,150	5,828	1.1	68	15	4.5	1,539	661	2.3	51	10	5.1
5	Bandarbon RWH	Rowangchhari	8,900	2,411	3.7	9,870	1,626	6.1	103	6	17.2	1,342	184	7.3	76	16	4.8
6	Bandarbon RWH	Ruma	6,200	4,890	1.3	7,655	1,508	5.1	67	10	6.7	1,074	94	11.4	58	10	5.8
7	Bandarbon RWH	Thanchi	12,000	2,305	5.2	7,064	1,936	3.6	27	11	2.5	1,237	110	11.2	0	41	0.0
8	Bhola RWH	Bhola Sadar	40,200	18,352	2.2	32,955	13,856	2.4	173	97	1.8	16,440	6,949	2.4	10	152	0.1
9	Bhola RWH	Burhanuddin	14,200	7,414	1.9	24,960	9,967	2.5	84	32	2.6	5,579	2,610	2.1	0	103	0.0
10	Bhola RWH	Char Fasson	76,495	39,509	1.9	39,798	19,688	2.0	150	71	2.1	18,096	8,576	2.1	130	137	0.9
11	Bhola RWH	Daulat Khan	34,200	14,703	2.3	18,915	8,831	2.1	35	24	1.5	8,000	4,300	1.9	192	22	8.7
12	Bhola RWH	Hizla	23,900	10,603	2.3	13,837	6,675	2.1	50	31	1.6	5,807	2,370	2.5	164	8	20.5
13	Bhola RWH	Lalmohan	46,800	19,648	2.4	36,510	14,721	2.5	140	48	2.9	14,200	7,029	2.0	128	80	1.6
14	Bhola RWH	Manpura	18,500	6,494	2.8	6,813	3,029	2.2	42	10	4.2	4,237	1,996	2.1	54	32	1.7
15	Bhola RWH	Mehendiganj	25,200	16,886	1.5	25,845	12,622	2.0	115	32	3.6	11,180	5,239	2.1	0	74	0.0
16	Bhola RWH	Muladi	26,800	11,071	2.4	14,796	6,904	2.1	79	22	3.6	5,504	2,137	2.6	200	16	12.5
17	Bhola RWH	Tazumuddin	25,100	9,561	2.6	11,930	5,236	2.3	55	19	2.9	6,200	3,136	2.0	64	26	2.5
18	Bogra RWH	Adamdighi	86,200	15,125	5.7	83,925	9,689	8.7	138	31	4.5	2,409	586	4.1	0	47	0.0
19	Bogra RWH	Akkelpur	52,000	6,986	7.4	35,320	7,804	4.5	86	11	7.8	1,495	620	2.4	0	42	0.0
20	Bogra RWH	Atrai	126,800	16,998	7.5	89,615	14,778	6.1	146	10	14.6	2,299	557	4.1	0	16	0.0
21	Bogra RWH	Badalgachhi	72,200	15,982	4.5	54,095	15,499	3.5	172	17	10.1	6,642	2,345	2.8	128	25	5.1
22	Bogra RWH	Bogra Sadar	61,700	103,263	0.6	15,580	25,205	0.6	28	136	0.2	1,302	3,998	0.3	4	271	0.0
23	Bogra RWH	Dhamoirhat	95,884	12,199	7.9	453,113	10,213	44.4	72	11	6.5	4,336	1,296	3.3	64	21	3.0
24	Bogra RWH	Dhunat	130,300	30,683	4.2	85,300	22,068	3.9	225	28	8.0	9,043	2,494	3.6	0	90	0.0
25	Bogra RWH	Dhupchanchia	482,600	9,074	53.2	46,650	9,838	4.7	60	11	5.5	1,245	947	1.3	128	82	1.6

SL	Warehouse Name	Upazila Name	Condom			Shukhi			IUD			Injectables			Implant		
			CBL	AMD	MOS	CBL	AMD	MOS	CBL	AMD	MOS	CBL	AMD	MOS	CBL	AMD	MOS
26	Bogra RWH	Gabtali	77,300	39,077	2.0	46,695	18,384	2.5	50	11	4.5	6,573	2,974	2.2	0	106	0.0
27	Bogra RWH	Ghoraghat	68,600	6,574	10.4	38,490	8,162	4.7	95	23	4.1	2,412	540	4.5	64	31	2.1
28	Bogra RWH	Hakimpur	48,500	13,221	3.7	41,424	7,646	5.4	99	8	12.4	3,152	653	4.8	64	22	2.9
29	Bogra RWH	Joypurhat Sadar	106,097	26,829	4.0	85,365	15,876	5.4	155	64	2.4	6,175	1,897	3.3	0	100	0.0
30	Bogra RWH	Kahaloo	94,400	16,930	5.6	63,240	12,444	5.1	147	40	3.7	3,058	908	3.4	0	116	0.0
31	Bogra RWH	Kalai	58,400	9,179	6.4	371,085	9,262	40.1	93	22	4.2	1,952	671	2.9	0	35	0.0
32	Bogra RWH	Khetlal	48,800	7,259	6.7	30,975	5,088	6.1	62	18	3.4	1,159	343	3.4	0	37	0.0
33	Bogra RWH	Mahadebpur	105,300	15,388	6.8	111,360	19,251	5.8	128	25	5.1	4,674	1,147	4.1	0	42	0.0
34	Bogra RWH	Manda	96,000	18,407	5.2	186,480	34,829	5.4	460	82	5.6	8,720	2,253	3.9	64	86	0.7
35	Bogra RWH	Nandigram	31,900	11,899	2.7	47,820	15,754	3.0	92	22	4.2	1,147	498	2.3	64	40	1.6
36	Bogra RWH	Naogaon Sadar	110,800	35,769	3.1	75,495	25,903	2.9	208	40	5.2	8,289	2,133	3.9	0	90	0.0
37	Bogra RWH	Niamatpur	67,200	12,243	5.5	88,790	15,028	5.9	134	19	7.1	4,946	1,004	4.9	256	46	5.6
38	Bogra RWH	Panchbibi	77,700	15,365	5.1	48,675	9,449	5.2	138	21	6.6	2,826	625	4.5	160	101	1.6
39	Bogra RWH	Patnitala	131,500	9,248	14.2	381,300	9,804	38.9	140	18	7.8	2,304	506	4.6	0	53	0.0
40	Bogra RWH	Porsha	50,900	10,505	4.8	63,765	10,792	5.9	117	8	14.6	2,487	543	4.6	128	18	7.1
41	Bogra RWH	Raninagar	90,000	16,934	5.3	70,575	14,776	4.8	110	13	8.5	3,703	671	5.5	128	27	4.7
42	Bogra RWH	Sapahar	55,500	11,187	5.0	48,540	11,641	4.2	99	5	19.8	3,375	908	3.7	64	38	1.7
43	Bogra RWH	Sariakandi	69,600	14,951	4.7	47,970	9,844	4.9	103	47	2.2	3,532	1,636	2.2	0	106	0.0
44	Bogra RWH	Shajahanpur	164,400	52,574	3.1	79,170	19,498	4.1	43	44	1.0	4,481	1,410	3.2	64	88	0.7
45	Bogra RWH	Sherpur	81,700	32,533	2.5	185,596	22,479	8.3	231	39	5.9	4,691	2,084	2.3	0	79	0.0
46	Bogra RWH	Shibganj	87,700	31,381	2.8	123,480	25,650	4.8	120	31	3.9	8,100	3,988	2.0	0	147	0.0
47	Bogra RWH	Sonatola	69,400	20,255	3.4	84,375	18,549	4.5	230	40	5.8	4,977	1,284	3.9	192	73	2.6
48	Chittagong RWH	Anowara	33,300	16,216	2.1	44,400	13,814	3.2	138	40	3.5	1,870	1,013	1.8	281	68	4.1
49	Chittagong RWH	Banshkhali	50,900	25,276	2.0	44,425	19,068	2.3	101	25	4.0	5,290	2,480	2.1	500	103	4.9
50	Chittagong RWH	Boalkhali	61,700	7,902	7.8	64,389	11,430	5.6	96	39	2.5	1,144	567	2.0	500	74	6.8

SL	Warehouse Name	Upazila Name	Condom			Shukhi			IUD			Injectables			Implant		
			CBL	AMD	MOS	CBL	AMD	MOS	CBL	AMD	MOS	CBL	AMD	MOS	CBL	AMD	MOS
51	Chittagong RWH	Chakaria	72,200	23,378	3.1	56,055	20,145	2.8	164	70	2.3	10,910	4,804	2.3	338	79	4.3
52	Chittagong RWH	Chandanaish	38,600	13,060	3.0	47,805	11,717	4.1	203	51	4.0	3,358	915	3.7	520	89	5.8
53	Chittagong RWH	Cox's Bazar Sadar	92,400	29,697	3.1	112,665	16,508	6.8	143	36	4.0	7,277	4,036	1.8	44	46	1.0
54	Chittagong RWH	Dighinala	31,700	12,051	2.6	30,445	7,918	3.8	82	11	7.5	2,655	1,147	2.3	70	14	5.0
55	Chittagong RWH	Double Mooring	186,270	59,851	3.1	53,652	15,759	3.4	415	136	3.1	13,091	5,807	2.3	635	276	2.3
56	Chittagong RWH	Fatikchhari	74,800	36,199	2.1	260,940	21,012	12.4	139	56	2.5	6,150	3,021	2.0	192	170	1.1
57	Chittagong RWH	Hathazari	80,300	39,318	2.0	60,270	18,151	3.3	77	34	2.3	2,850	1,419	2.0	320	53	6.0
58	Chittagong RWH	Khagrachhari Sadar	22,600	8,153	2.8	26,310	6,956	3.8	100	45	2.2	2,071	1,018	2.0	50	33	1.5
59	Chittagong RWH	Kutubdia	27,300	4,838	5.6	31,297	5,242	6.0	17	14	1.2	4,747	1,356	3.5	256	50	5.1
60	Chittagong RWH	Lakshmichhari	9,800	2,191	4.5	16,605	2,673	6.2	74	13	5.7	627	168	3.7	5	8	0.6
61	Chittagong RWH	Lohagara	172,700	11,142	15.5	43,560	10,671	4.1	100	25	4.0	3,229	1,596	2.0	114	74	1.5
62	Chittagong RWH	Mahalchhari	15,100	4,354	3.5	15,557	4,454	3.5	67	8	8.4	1,359	432	3.1	50	7	7.1
63	Chittagong RWH	Maheshkhali	33,500	8,760	3.8	78,045	20,990	3.7	87	66	1.3	2,416	2,574	0.9	0	94	0.0
64	Chittagong RWH	Manikchhari	15,900	2,097	7.6	12,630	2,063	6.1	19	2	9.5	1,309	525	2.5	50	11	4.5
65	Chittagong RWH	Matiranga	69,500	12,138	5.7	51,960	7,930	6.6	40	17	2.4	2,650	1,184	2.2	186	21	8.9
66	Chittagong RWH	Mirsharai	60,700	16,376	3.7	44,790	15,901	2.8	159	60	2.7	5,969	2,849	2.1	400	94	4.3
67	Chittagong RWH	Panchhari	16,100	5,170	3.1	19,230	5,564	3.5	25	6	4.2	1,200	369	3.3	0	16	0.0
68	Chittagong RWH	Panchlaish	157,400	68,001	2.3	37,595	12,228	3.1	362	158	2.3	10,343	4,423	2.3	510	161	3.2
69	Chittagong RWH	Patiya	75,600	25,152	3.0	68,565	22,305	3.1	380	142	2.7	5,320	2,544	2.1	190	154	1.2
70	Chittagong RWH	Pekua	31,500	4,415	7.1	31,935	6,250	5.1	38	8	4.8	1,844	1,622	1.1	64	44	1.5
71	Chittagong RWH	Ramgarh	18,550	4,603	4.0	23,769	3,969	6.0	32	2	16.0	747	317	2.4	48	13	3.7
72	Chittagong RWH	Ramu	49,700	12,649	3.9	42,810	12,877	3.3	56	17	3.3	7,829	3,646	2.1	0	115	0.0
73	Chittagong RWH	Rangunia	57,200	28,420	2.0	36,720	15,390	2.4	132	69	1.9	4,035	1,873	2.2	0	69	0.0
74	Chittagong RWH	Raozan	68,400	31,450	2.2	37,110	16,297	2.3	187	74	2.5	2,882	1,354	2.1	72	49	1.5
75	Chittagong RWH	Sandwip	40,966	11,118	3.7	27,798	14,489	1.9	429	64	6.7	3,584	2,389	1.5	178	58	3.1

SL	Warehouse Name	Upazila Name	Condom			Shukhi			IUD			Injectables			Implant		
			CBL	AMD	MOS	CBL	AMD	MOS	CBL	AMD	MOS	CBL	AMD	MOS	CBL	AMD	MOS
76	Chittagong RWH	Satkania	49,500	12,165	4.1	49,695	11,726	4.2	169	49	3.4	5,171	1,309	4.0	100	82	1.2
77	Chittagong RWH	Sitakunda	95,600	29,077	3.3	40,775	17,519	2.3	167	61	2.7	4,472	2,092	2.1	202	116	1.7
78	Chittagong RWH	Teknaf	75,900	22,459	3.4	52,560	20,395	2.6	147	48	3.1	12,100	5,051	2.4	180	24	7.5
79	Chittagong RWH	Ukhia	18,300	5,179	3.5	24,795	5,994	4.1	35	5	7.0	3,406	1,162	2.9	300	139	2.2
80	Comilla RWH	Akhaura	83,400	10,896	7.7	45,600	6,671	6.8	165	11	15.0	4,183	1,010	4.1	103	21	4.9
81	Comilla RWH	Ashuganj	114,900	15,533	7.4	43,565	6,595	6.6	232	31	7.5	3,837	985	3.9	150	25	6.0
82	Comilla RWH	Banchharampur	218,700	25,708	8.5	103,275	10,715	9.6	191	53	3.6	8,974	3,054	2.9	300	46	6.5
83	Comilla RWH	Barura	337,900	34,664	9.7	82,388	22,212	3.7	109	43	2.5	581	3,960	0.1	100	26	3.8
84	Comilla RWH	Bijoy Nagar	299,300	16,724	17.9	67,395	10,637	6.3	110	15	7.3	3,538	1,962	1.8	100	14	7.1
85	Comilla RWH	Brahman Para	36,000	11,525	3.1	29,130	9,505	3.1	154	29	5.3	2,566	1,017	2.5	200	24	8.3
86	Comilla RWH	Brahmanbaria Sadar	187,700	53,140	3.5	65,355	15,409	4.2	75	90	0.8	6,950	3,354	2.1	250	72	3.5
87	Comilla RWH	Burichang	184,500	45,406	4.1	57,885	21,370	2.7	246	65	3.8	7,469	2,479	3.0	200	99	2.0
88	Comilla RWH	Chandina	238,689	28,708	8.3	123,750	14,771	8.4	151	59	2.6	4,395	3,064	1.4	500	22	22.7
89	Comilla RWH	Chandpur Sadar	62,000	18,024	3.4	44,190	16,048	2.8	161	65	2.5	3,739	3,123	1.2	100	76	1.3
90	Comilla RWH	Chauddagam	295,200	23,422	12.6	119,475	21,945	5.4	235	57	4.1	13,051	4,397	3.0	200	36	5.6
91	Comilla RWH	Comilla Adarsha Sadar	216,100	50,983	4.2	109,155	19,368	5.6	390	118	3.3	4,278	3,896	1.1	505	118	4.3
92	Comilla RWH	Comilla Sadar Dakshin	162,200	19,566	8.3	101,665	18,223	5.6	218	43	5.1	2,746	2,944	0.9	200	74	2.7
93	Comilla RWH	Daudkandi	207,700	27,590	7.5	65,525	13,826	4.7	249	84	3.0	4,022	2,477	1.6	0	34	0.0
94	Comilla RWH	Debidwar	271,200	23,556	11.5	90,795	20,820	4.4	555	137	4.1	5,803	3,448	1.7	200	33	6.1
95	Comilla RWH	Faridganj	231,200	22,320	10.4	134,934	14,294	9.4	373	34	11.0	11,112	3,069	3.6	400	63	6.3
96	Comilla RWH	Haim Char	14,200	3,551	4.0	25,440	4,826	5.3	177	7	25.3	2,290	823	2.8	20	13	1.5
97	Comilla RWH	Hajiganj	94,100	11,280	8.3	105,425	10,633	9.9	440	31	14.2	4,596	2,422	1.9	150	35	4.3
98	Comilla RWH	Homna	191,600	29,945	6.4	51,690	8,466	6.1	120	25	4.8	4,782	1,672	2.9	100	11	9.1
99	Comilla RWH	Kachua	172,800	22,175	7.8	71,205	14,636	4.9	129	62	2.1	69	4,187	0.0	0	32	0.0
100	Comilla RWH	Kasba	246,900	46,628	5.3	69,390	17,005	4.1	201	32	6.3	3,549	1,646	2.2	100	31	3.2

SL	Warehouse Name	Upazila Name	Condom			Shukhi			IUD			Injectables			Implant		
			CBL	AMD	MOS	CBL	AMD	MOS	CBL	AMD	MOS	CBL	AMD	MOS	CBL	AMD	MOS
101	Comilla RWH	Laksam	119,127	15,184	7.8	66,191	9,257	7.2	144	75	1.9	4,398	1,958	2.2	211	25	8.4
102	Comilla RWH	Manoharganj	262,100	13,240	19.8	84,455	8,919	9.5	366	19	19.3	6,270	1,441	4.4	130	19	6.8
103	Comilla RWH	Matlab Dakshin	224,700	13,159	17.1	56,715	7,617	7.4	824	28	29.4	9,925	2,698	3.7	850	50	17.0
104	Comilla RWH	Matlab Uttar	127,800	19,562	6.5	84,365	15,153	5.6	440	38	11.6	11,497	2,059	5.6	200	81	2.5
105	Comilla RWH	Meghna	99,200	6,309	15.7	43,765	4,377	10.0	69	6	11.5	2,317	1,022	2.3	30	7	4.3
106	Comilla RWH	Muradnagar	471,100	62,429	7.5	143,085	26,915	5.3	647	102	6.3	8,900	5,130	1.7	100	137	0.7
107	Comilla RWH	Nabinagar	347,200	53,064	6.5	108,345	17,165	6.3	540	42	12.9	6,685	3,042	2.2	250	45	5.6
108	Comilla RWH	Nangalkot	204,900	35,759	5.7	38,865	11,797	3.3	213	52	4.1	19,010	2,950	6.4	100	74	1.4
109	Comilla RWH	Nasirnagar	163,200	20,098	8.1	53,970	12,517	4.3	90	19	4.7	2,556	1,650	1.5	242	23	10.5
110	Comilla RWH	Sarail	317,900	29,309	10.8	124,575	11,272	11.1	187	29	6.4	6,640	2,123	3.1	200	64	3.1
111	Comilla RWH	Shahrasti	46,800	4,575	10.2	40,800	6,886	5.9	85	20	4.3	3,378	2,494	1.4	50	24	2.1
112	Comilla RWH	Titas	127,000	13,612	9.3	74,053	4,545	16.3	111	19	5.8	9,100	1,100	8.3	50	13	3.8
113	Dhaka CWH	Araihazar	74,900	14,548	5.1	40,031	22,384	1.8	55	88	0.6	1,680	3,656	0.5	0	93	0.0
114	Dhaka CWH	Bandar	103,900	52,954	2.0	40,575	19,705	2.1	147	43	3.4	4,342	2,228	1.9	105	60	1.8
115	Dhaka CWH	Belabo	35,900	15,943	2.3	26,220	12,083	2.2	107	23	4.7	3,189	1,557	2.0	0	36	0.0
116	Dhaka CWH	Daulatpur	28,000	13,676	2.0	23,835	11,696	2.0	227	17	13.4	2,867	1,286	2.2	193	19	10.2
117	Dhaka CWH	Dhamrai	55,100	30,495	1.8	67,740	27,258	2.5	417	130	3.2	3,915	1,900	2.1	0	69	0.0
118	Dhaka CWH	Dohar	28,852	18,523	1.6	10,473	9,477	1.1	348	19	18.3	1,073	787	1.4	0	46	0.0
119	Dhaka CWH	Gazaria	21,200	9,832	2.2	18,560	7,890	2.4	156	13	12.0	1,488	752	2.0	55	15	3.7
120	Dhaka CWH	Gazipur Sadar	183,300	87,061	2.1	78,705	40,851	1.9	408	145	2.8	6,516	3,332	2.0	120	141	0.9
121	Dhaka CWH	Ghior	98,300	24,753	4.0	196,870	10,538	18.7	100	21	4.8	2,556	1,165	2.2	0	30	0.0
122	Dhaka CWH	Harirampur	44,000	15,625	2.8	26,925	6,346	4.2	47	16	2.9	1,524	693	2.2	0	26	0.0
123	Dhaka CWH	Kaliakair	52,000	24,404	2.1	47,070	22,124	2.1	132	31	4.3	2,067	948	2.2	264	68	3.9
124	Dhaka CWH	Kaliganj	78,800	39,768	2.0	37,410	19,525	1.9	270	55	4.9	3,259	1,278	2.6	0	19	0.0
125	Dhaka CWH	Kapasia	88,800	26,584	3.3	177,230	19,873	8.9	125	57	2.2	2,304	1,121	2.1	0	22	0.0

SL	Warehouse Name	Upazila Name	Condom			Shukhi			IUD			Injectables			Implant		
			CBL	AMD	MOS	CBL	AMD	MOS	CBL	AMD	MOS	CBL	AMD	MOS	CBL	AMD	MOS
126	Dhaka CWH	Keraniganj	124,358	56,269	2.2	244,594	32,786	7.5	254	166	1.5	9,720	4,087	2.4	944	142	6.6
127	Dhaka CWH	Lohajang	47,800	22,195	2.2	22,035	10,737	2.1	125	28	4.5	2,004	994	2.0	320	34	9.4
128	Dhaka CWH	Manikganj Sadar	95,500	44,063	2.2	33,900	17,520	1.9	196	34	5.8	5,414	2,429	2.2	128	82	1.6
129	Dhaka CWH	Manohardi	67,400	29,628	2.3	577,408	15,744	36.7	202	79	2.6	5,531	2,545	2.2	0	17	0.0
130	Dhaka CWH	Mirpur	447,200	227,768	2.0	152,265	51,819	2.9	1,537	519	3.0	30,456	14,581	2.1	600	375	1.6
131	Dhaka CWH	Munshiganj Sadar	84,600	36,376	2.3	41,955	18,605	2.3	105	41	2.6	4,451	1,941	2.3	0	80	0.0
132	Dhaka CWH	Narayanganj Sadar	265,900	135,049	2.0	115,845	55,276	2.1	419	130	3.2	20,639	10,063	2.1	300	183	1.6
133	Dhaka CWH	Narsingdi Sadar	175,635	81,257	2.2	408,894	69,464	5.9	152	122	1.2	21,913	9,258	2.4	1,868	109	17.1
134	Dhaka CWH	Nawabganj	75,200	22,299	3.4	29,415	13,465	2.2	75	23	3.3	1,625	881	1.8	0	53	0.0
135	Dhaka CWH	Palash	31,700	11,302	2.8	22,755	11,777	1.9	74	33	2.2	3,293	1,465	2.2	0	35	0.0
136	Dhaka CWH	Roypura	163,500	77,181	2.1	58,335	24,553	2.4	191	88	2.2	7,664	4,851	1.6	492	19	25.9
137	Dhaka CWH	Rupganj	1,050,377	44,404	23.7	82,165	34,928	2.4	332	65	5.1	7,614	3,588	2.1	0	117	0.0
138	Dhaka CWH	Saturia	27,600	9,228	3.0	18,825	9,116	2.1	155	23	6.7	2,774	822	3.4	300	22	13.6
139	Dhaka CWH	Savar	465,200	85,354	5.5	196,590	38,114	5.2	301	90	3.3	5,546	3,219	1.7	200	85	2.4
140	Dhaka CWH	Serajdikhan	54,700	28,383	1.9	39,145	20,010	2.0	167	39	4.3	3,445	1,748	2.0	600	51	11.8
141	Dhaka CWH	Shibalaya	63,236	18,293	3.5	102,453	7,884	13.0	89	21	4.2	3,757	1,625	2.3	372	46	8.1
142	Dhaka CWH	Shibpur	35,700	30,214	1.2	36,144	22,003	1.6	214	59	3.6	4,628	3,002	1.5	320	62	5.2
143	Dhaka CWH	Singair	99,800	29,237	3.4	62,785	15,619	4.0	178	29	6.1	2,619	1,206	2.2	512	42	12.2
144	Dhaka CWH	Sonargaon	84,300	29,432	2.9	68,070	23,508	2.9	294	79	3.7	6,617	3,380	2.0	0	97	0.0
145	Dhaka CWH	Sreenagar	83,980	40,928	2.1	45,235	23,104	2.0	200	55	3.6	3,391	1,556	2.2	0	21	0.0
146	Dhaka CWH	Sreepur	1,127,400	46,233	24.4	467,892	32,625	14.3	142	68	2.1	4,989	2,403	2.1	0	89	0.0
147	Dhaka CWH	Tejgaon	174,400	414,227	0.4	358,965	152,805	2.3	3,350	583	5.7	52,685	24,500	2.2	120	591	0.2
148	Dhaka CWH	Tongi	148,200	68,934	2.1	115,335	17,966	6.4	290	99	2.9	4,570	2,171	2.1	160	147	1.1
149	Dhaka CWH	Tongibari	28,900	14,565	2.0	19,530	9,130	2.1	122	17	7.2	1,188	551	2.2	201	27	7.4
150	Dinajpur RWH	Atwari	19,800	8,784	2.3	57,107	12,406	4.6	66	19	3.5	2,163	1,213	1.8	0	31	0.0

SL	Warehouse Name	Upazila Name	Condom			Shukhi			IUD			Injectables			Implant		
			CBL	AMD	MOS	CBL	AMD	MOS	CBL	AMD	MOS	CBL	AMD	MOS	CBL	AMD	MOS
151	Dinajpur RWH	Baliadangi	30,900	4,422	7.0	83,130	11,316	7.3	53	7	7.6	6,357	2,896	2.2	0	24	0.0
152	Dinajpur RWH	Biral	40,700	11,009	3.7	85,950	17,247	5.0	81	22	3.7	3,702	1,528	2.4	0	69	0.0
153	Dinajpur RWH	Birampur	18,100	6,741	2.7	65,760	7,031	9.4	89	30	3.0	4,077	347	11.7	0	45	0.0
154	Dinajpur RWH	Birganj	45,500	10,058	4.5	68,100	23,445	2.9	131	24	5.5	4,241	1,949	2.2	0	75	0.0
155	Dinajpur RWH	Bochaganj	24,800	6,144	4.0	58,212	13,687	4.3	77	28	2.8	2,182	934	2.3	0	29	0.0
156	Dinajpur RWH	Boda	26,100	6,877	3.8	39,090	18,661	2.1	132	28	4.7	5,738	2,399	2.4	0	103	0.0
157	Dinajpur RWH	Chirirbandar	31,300	5,937	5.3	77,385	17,339	4.5	40	18	2.2	3,209	1,508	2.1	0	61	0.0
158	Dinajpur RWH	Debiganj	30,500	14,136	2.2	59,175	29,083	2.0	177	47	3.8	6,690	3,897	1.7	0	91	0.0
159	Dinajpur RWH	Dinajpur Sadar	70,300	33,263	2.1	60,645	24,309	2.5	41	94	0.4	9,093	4,446	2.0	0	186	0.0
160	Dinajpur RWH	Fulbari	27,100	5,281	5.1	76,065	8,595	8.8	56	27	2.1	3,163	354	8.9	0	67	0.0
161	Dinajpur RWH	Haripur	16,900	5,584	3.0	23,625	10,394	2.3	54	6	9.0	3,202	1,564	2.0	0	24	0.0
162	Dinajpur RWH	Kaharole	21,500	3,697	5.8	57,369	9,555	6.0	52	12	4.3	2,992	950	3.1	0	53	0.0
163	Dinajpur RWH	Khansama	18,500	4,957	3.7	37,935	14,985	2.5	64	11	5.8	3,760	1,427	2.6	300	79	3.8
164	Dinajpur RWH	Nawabganj	25,000	10,701	2.3	34,140	15,687	2.2	93	18	5.2	4,038	1,646	2.5	0	111	0.0
165	Dinajpur RWH	Panchagarh Sadar	26,100	10,690	2.4	44,220	19,774	2.2	87	29	3.0	6,737	2,970	2.3	0	42	0.0
166	Dinajpur RWH	Parbatipur	65,600	27,575	2.4	65,813	27,715	2.4	377	124	3.0	7,222	3,418	2.1	328	71	4.6
167	Dinajpur RWH	Pirganj	17,200	7,254	2.4	33,645	14,736	2.3	35	24	1.5	5,398	2,080	2.6	0	87	0.0
168	Dinajpur RWH	Ranisankail	14,400	5,703	2.5	30,045	16,026	1.9	70	9	7.8	4,185	1,737	2.4	0	58	0.0
169	Dinajpur RWH	Tentulia	39,800	6,269	6.3	54,147	9,445	5.7	108	32	3.4	3,551	524	6.8	164	26	6.3
170	Dinajpur RWH	Thakurgaon Sadar	55,900	21,051	2.7	135,000	33,678	4.0	220	61	3.6	13,450	6,020	2.2	0	168	0.0
171	Faridpur RWH	Agailjhara	22,510	9,970	2.3	22,642	10,083	2.2	57	15	3.8	1,729	663	2.6	0	48	0.0
172	Faridpur RWH	Alfadanga	39,920	22,390	1.8	17,974	6,997	2.6	222	14	15.9	2,495	891	2.8	0	14	0.0
173	Faridpur RWH	Babuganj	12,000	5,624	2.1	17,460	6,965	2.5	85	29	2.9	1,699	716	2.4	0	43	0.0
174	Faridpur RWH	Baliakandi	57,500	27,338	2.1	37,590	17,994	2.1	159	36	4.4	3,236	1,408	2.3	0	74	0.0
175	Faridpur RWH	Banari Para	18,100	6,147	2.9	19,292	8,869	2.2	68	21	3.2	2,600	648	4.0	64	41	1.6

SL	Warehouse Name	Upazila Name	Condom			Shukhi			IUD			Injectables			Implant		
			CBL	AMD	MOS	CBL	AMD	MOS	CBL	AMD	MOS	CBL	AMD	MOS	CBL	AMD	MOS
176	Faridpur RWH	Barisal Sadar (kotwali)	77,000	33,798	2.3	49,360	19,873	2.5	200	70	2.9	7,166	3,794	1.9	194	119	1.6
177	Faridpur RWH	Bhanga	51,200	23,837	2.1	40,990	15,747	2.6	162	46	3.5	3,539	849	4.2	0	32	0.0
178	Faridpur RWH	Bhedarganj	31,200	14,090	2.2	22,785	10,093	2.3	164	26	6.3	4,184	1,995	2.1	128	36	3.6
179	Faridpur RWH	Boalmari	35,200	30,211	1.2	38,170	15,901	2.4	204	39	5.2	1,970	1,677	1.2	128	49	2.6
180	Faridpur RWH	Char Bhadrasan	16,400	7,742	2.1	6,864	2,741	2.5	54	15	3.6	1,547	251	6.2	0	15	0.0
181	Faridpur RWH	Damudya	18,100	8,059	2.2	20,400	5,326	3.8	100	19	5.3	2,277	596	3.8	0	21	0.0
182	Faridpur RWH	Faridpur Sadar	101,800	51,317	2.0	50,135	21,263	2.4	227	57	4.0	6,832	3,472	2.0	64	111	0.6
183	Faridpur RWH	Gaurnadi	24,600	9,761	2.5	27,610	10,077	2.7	73	23	3.2	2,978	1,141	2.6	8	38	0.2
184	Faridpur RWH	Goalanda	43,800	26,299	1.7	14,655	7,257	2.0	127	12	10.6	4,364	1,739	2.5	0	65	0.0
185	Faridpur RWH	Gopalganj Sadar	74,800	32,408	2.3	44,600	17,241	2.6	206	57	3.6	3,601	1,330	2.7	157	60	2.6
186	Faridpur RWH	Gosairhat	33,700	14,406	2.3	22,905	9,621	2.4	130	75	1.7	2,225	1,102	2.0	256	25	10.2
187	Faridpur RWH	Jhalokati Sadar	26,200	10,801	2.4	24,810	9,963	2.5	101	41	2.5	2,074	977	2.1	64	84	0.8
188	Faridpur RWH	Kalkini	36,900	13,054	2.8	34,170	14,457	2.4	179	17	10.5	3,620	1,465	2.5	0	48	0.0
189	Faridpur RWH	Kashiani	29,800	28,005	1.1	29,930	17,990	1.7	188	29	6.5	1,591	1,557	1.0	128	14	9.1
190	Faridpur RWH	Kotalipara	68,300	9,882	6.9	36,975	16,044	2.3	155	13	11.9	2,730	787	3.5	0	66	0.0
191	Faridpur RWH	Madaripur Sadar	44,500	21,132	2.1	52,620	23,799	2.2	271	94	2.9	8,257	4,753	1.7	256	104	2.5
192	Faridpur RWH	Madhukhali	35,100	17,829	2.0	35,520	18,075	2.0	114	46	2.5	3,899	1,934	2.0	0	42	0.0
193	Faridpur RWH	Muksudpur	90,300	37,981	2.4	70,732	31,214	2.3	114	36	3.2	5,212	2,302	2.3	64	35	1.8
194	Faridpur RWH	Nagarkanda	40,300	18,237	2.2	31,405	12,672	2.5	107	28	3.8	2,371	691	3.4	64	24	2.7
195	Faridpur RWH	Naria	43,900	13,392	3.3	34,820	12,550	2.8	115	43	2.7	3,736	1,057	3.5	192	32	6.0
196	Faridpur RWH	Nesarabad (swarupkati)	30,300	8,722	3.5	25,980	11,684	2.2	161	24	6.7	3,815	989	3.9	0	28	0.0
197	Faridpur RWH	Pangsha	78,700	39,729	2.0	54,200	27,165	2.0	145	58	2.5	7,042	2,556	2.8	456	180	2.5
198	Faridpur RWH	Rajbari Sadar	65,600	33,942	1.9	34,845	16,748	2.1	252	138	1.8	5,715	2,673	2.1	64	249	0.3
199	Faridpur RWH	Rajoir	40,400	17,553	2.3	36,495	17,802	2.1	162	24	6.8	3,540	1,751	2.0	0	24	0.0
200	Faridpur RWH	Sadarpur	42,600	14,478	2.9	64,811	7,946	8.2	115	22	5.2	2,129	809	2.6	0	46	0.0

SL	Warehouse Name	Upazila Name	Condom			Shukhi			IUD			Injectables			Implant		
			CBL	AMD	MOS	CBL	AMD	MOS	CBL	AMD	MOS	CBL	AMD	MOS	CBL	AMD	MOS
201	Faridpur RWH	Saltha	29,400	13,440	2.2	22,155	9,763	2.3	100	36	2.8	2,345	715	3.3	0	66	0.0
202	Faridpur RWH	Shariatpur Sadar	41,600	15,568	2.7	33,221	8,909	3.7	80	42	1.9	4,110	1,233	3.3	448	25	17.9
203	Faridpur RWH	Shib Char	74,000	31,292	2.4	64,800	24,150	2.7	350	38	9.2	7,500	2,482	3.0	0	86	0.0
204	Faridpur RWH	Tungipara	37,100	18,808	2.0	28,635	12,588	2.3	18	16	1.1	1,298	720	1.8	64	20	3.2
205	Faridpur RWH	Wazirpur	37,900	13,885	2.7	36,465	15,672	2.3	159	16	9.9	2,664	1,171	2.3	0	83	0.0
206	Faridpur RWH	Zanjira	40,900	19,006	2.2	31,995	11,384	2.8	100	36	2.8	3,146	1,149	2.7	0	40	0.0
207	Jamalpur RWH	Bakshiganj	45,300	18,618	2.4	42,075	13,046	3.2	48	32	1.5	1,651	1,070	1.5	184	58	3.2
208	Jamalpur RWH	Char Rajibpur	91,900	44,690	2.1	27,667	6,827	4.1	100	6	16.7	3,204	1,428	2.2	144	22	6.5
209	Jamalpur RWH	Dewanganj	62,500	30,779	2.0	37,350	17,857	2.1	125	45	2.8	7,816	3,814	2.0	200	90	2.2
210	Jamalpur RWH	Islampur	76,600	41,112	1.9	49,774	26,654	1.9	198	51	3.9	4,920	3,067	1.6	198	160	1.2
211	Jamalpur RWH	Jamalpur Sadar	124,700	58,362	2.1	89,998	45,122	2.0	296	107	2.8	10,981	5,874	1.9	912	213	4.3
212	Jamalpur RWH	Jhenaigati	56,800	15,038	3.8	91,425	16,504	5.5	44	17	2.6	2,740	1,363	2.0	64	58	1.1
213	Jamalpur RWH	Madarganj	72,700	23,237	3.1	38,085	17,536	2.2	158	80	2.0	2,780	1,310	2.1	456	66	6.9
214	Jamalpur RWH	Melandaha	204,300	29,599	6.9	134,550	21,792	6.2	160	51	3.1	6,350	3,016	2.1	600	35	17.1
215	Jamalpur RWH	Nakla	212,200	11,933	17.8	181,100	14,354	12.6	126	24	5.3	3,689	1,649	2.2	322	84	3.8
216	Jamalpur RWH	Nalitabari	74,700	23,112	3.2	45,465	19,935	2.3	62	21	3.0	3,110	1,760	1.8	192	69	2.8
217	Jamalpur RWH	Raumari	101,800	49,379	2.1	39,345	13,064	3.0	100	20	5.0	5,322	2,582	2.1	64	34	1.9
218	Jamalpur RWH	Sarishabari	118,100	30,725	3.8	98,550	23,055	4.3	175	70	2.5	4,668	2,023	2.3	0	77	0.0
219	Jamalpur RWH	Sherpur Sadar	97,900	42,352	2.3	76,015	36,937	2.1	171	78	2.2	19,055	9,537	2.0	358	118	3.0
220	Jamalpur RWH	Sreebardi	207,100	20,219	10.2	150,635	17,329	8.7	100	11	9.1	3,419	1,896	1.8	320	79	4.1
221	Jessore RWH	Abhaynagar	53,100	21,710	2.4	40,725	11,364	3.6	75	35	2.1	5,991	2,817	2.1	0	52	0.0
222	Jessore RWH	Bagher Para	73,300	33,072	2.2	32,140	14,637	2.2	111	45	2.5	3,859	1,919	2.0	64	56	1.1
223	Jessore RWH	Chaugachha	134,900	22,911	5.9	35,985	12,553	2.9	194	15	12.9	3,210	1,835	1.7	64	36	1.8
224	Jessore RWH	Harinakunda	73,300	8,248	8.9	40,945	16,491	2.5	49	16	3.1	2,325	1,199	1.9	192	69	2.8
225	Jessore RWH	Jessore Sadar	79,000	100,037	0.8	27,285	64,013	0.4	125	94	1.3	10,283	10,128	1.0	0	133	0.0

SL	Warehouse Name	Upazila Name	Condom			Shukhi			IUD			Injectables			Implant		
			CBL	AMD	MOS	CBL	AMD	MOS	CBL	AMD	MOS	CBL	AMD	MOS	CBL	AMD	MOS
226	Jessore RWH	Jhenaidah Sadar	75,900	36,353	2.1	73,590	30,264	2.4	336	114	2.9	7,975	4,085	2.0	216	78	2.8
227	Jessore RWH	Jhikargachha	43,500	21,566	2.0	28,260	13,654	2.1	50	53	0.9	400	2,700	0.1	10	43	0.2
228	Jessore RWH	Kalia	152,100	18,698	8.1	29,065	11,444	2.5	100	25	4.0	2,050	818	2.5	0	17	0.0
229	Jessore RWH	Kaliganj	60,300	20,929	2.9	33,090	17,210	1.9	290	15	19.3	2,688	1,423	1.9	154	21	7.3
230	Jessore RWH	Keshabpur	33,700	16,217	2.1	22,770	13,867	1.6	68	21	3.2	4,843	2,493	1.9	128	41	3.1
231	Jessore RWH	Kotchandpur	37,700	6,810	5.5	36,555	7,167	5.1	120	10	12.0	2,550	1,067	2.4	64	17	3.8
232	Jessore RWH	Lohagara	40,100	28,677	1.4	37,240	14,189	2.6	130	31	4.2	4,500	1,867	2.4	0	34	0.0
233	Jessore RWH	Magura Sadar	77,300	35,948	2.2	70,540	31,950	2.2	230	61	3.8	8,392	3,833	2.2	0	95	0.0
234	Jessore RWH	Maheshpur	221,000	25,197	8.8	85,770	15,970	5.4	84	36	2.3	7,800	3,273	2.4	128	47	2.7
235	Jessore RWH	Manirampur	73,000	29,269	2.5	36,720	25,639	1.4	220	109	2.0	14,950	6,268	2.4	256	71	3.6
236	Jessore RWH	Mohammadpur	19,100	7,059	2.7	23,165	11,158	2.1	146	19	7.7	2,041	948	2.2	90	44	2.0
237	Jessore RWH	Narail Sadar	68,500	31,132	2.2	44,740	20,382	2.2	142	43	3.3	4,575	2,292	2.0	0	58	0.0
238	Jessore RWH	Shailkupa	65,800	29,006	2.3	59,490	26,019	2.3	110	24	4.6	3,830	1,822	2.1	64	132	0.5
239	Jessore RWH	Shalikhha	17,360	6,219	2.8	17,943	8,267	2.2	123	18	6.8	1,245	579	2.2	0	32	0.0
240	Jessore RWH	Sharsha	50,800	34,083	1.5	30,420	19,764	1.5	155	45	3.4	7,542	3,804	2.0	0	60	0.0
241	Jessore RWH	Sreepur	36,300	12,310	2.9	36,975	11,596	3.2	69	20	3.5	2,524	972	2.6	128	46	2.8
242	Khulna RWH	Assasuni	51,900	18,438	2.8	34,710	22,350	1.6	82	11	7.5	3,208	1,560	2.1	256	59	4.3
243	Khulna RWH	Bagerhat Sadar	55,600	28,905	1.9	36,585	20,187	1.8	197	53	3.7	5,379	2,337	2.3	0	86	0.0
244	Khulna RWH	Batiaghata	34,600	16,182	2.1	20,955	14,190	1.5	73	25	2.9	2,150	946	2.3	0	27	0.0
245	Khulna RWH	Bhandaria	29,700	12,705	2.3	20,655	7,798	2.6	76	21	3.6	2,366	1,034	2.3	30	32	0.9
246	Khulna RWH	Chitalmari	39,400	19,406	2.0	20,780	10,959	1.9	215	8	26.9	2,404	1,271	1.9	0	36	0.0
247	Khulna RWH	Dacope	56,100	8,334	6.7	25,980	12,506	2.1	58	3	19.3	2,209	757	2.9	0	59	0.0
248	Khulna RWH	Daulatpur	376,500	68,140	5.5	95,850	21,043	4.6	170	72	2.4	12,500	6,287	2.0	0	196	0.0
249	Khulna RWH	Debhata	31,400	11,828	2.7	20,445	7,840	2.6	39	7	5.6	1,541	531	2.9	0	19	0.0
250	Khulna RWH	Dumuria	133,000	27,908	4.8	132,670	22,604	5.9	153	56	2.7	4,897	2,435	2.0	0	85	0.0

SL	Warehouse Name	Upazila Name	Condom			Shukhi			IUD			Injectables			Implant		
			CBL	AMD	MOS	CBL	AMD	MOS	CBL	AMD	MOS	CBL	AMD	MOS	CBL	AMD	MOS
251	Khulna RWH	Fakirhat	44,600	12,823	3.5	32,085	8,740	3.7	98	17	5.8	995	847	1.2	0	44	0.0
252	Khulna RWH	Kachua	42,400	15,091	2.8	11,010	8,224	1.3	59	16	3.7	2,023	708	2.9	0	17	0.0
253	Khulna RWH	Kalaroa	69,300	22,533	3.1	31,575	10,020	3.2	124	16	7.8	2,107	1,584	1.3	10	60	0.2
254	Khulna RWH	Kaliganj	386,900	27,035	14.3	92,505	20,870	4.4	60	18	3.3	2,710	1,471	1.8	0	65	0.0
255	Khulna RWH	Kanthalia	16,900	7,488	2.3	13,815	5,529	2.5	71	11	6.5	1,950	739	2.6	84	22	3.8
256	Khulna RWH	Kawkhali	15,100	4,257	3.5	10,445	3,789	2.8	100	20	5.0	785	335	2.3	0	20	0.0
257	Khulna RWH	Khulna Sadar	221,500	140,818	1.6	67,951	44,320	1.5	316	108	2.9	10,059	6,227	1.6	125	97	1.3
258	Khulna RWH	Koyra	66,200	13,993	4.7	38,850	19,250	2.0	24	14	1.7	1,533	624	2.5	0	27	0.0
259	Khulna RWH	Mathbaria	94,400	13,742	6.9	112,965	16,833	6.7	180	73	2.5	3,883	1,660	2.3	64	34	1.9
260	Khulna RWH	Mollahat	34,800	13,043	2.7	27,735	10,731	2.6	46	15	3.1	1,825	550	3.3	0	17	0.0
261	Khulna RWH	Mongla	67,500	24,948	2.7	34,665	12,275	2.8	80	32	2.5	4,221	1,725	2.4	64	27	2.4
262	Khulna RWH	Morrelganj	162,600	24,098	6.7	270,710	28,254	9.6	184	56	3.3	5,656	2,118	2.7	0	51	0.0
263	Khulna RWH	Nazirpur	28,200	14,248	2.0	26,550	11,413	2.3	112	19	5.9	2,610	1,198	2.2	0	31	0.0
264	Khulna RWH	Paikgachha	39,900	13,349	3.0	42,120	22,357	1.9	95	21	4.5	3,050	1,331	2.3	0	62	0.0
265	Khulna RWH	Phultala	57,800	18,504	3.1	20,820	7,750	2.7	115	48	2.4	3,010	1,062	2.8	0	16	0.0
266	Khulna RWH	Pirojpur Sadar	30,000	11,435	2.6	23,700	8,557	2.8	107	63	1.7	2,345	1,041	2.3	128	54	2.4
267	Khulna RWH	Rajapur	22,600	8,681	2.6	12,990	5,935	2.2	48	11	4.4	1,939	673	2.9	0	20	0.0
268	Khulna RWH	Rampal	100,000	18,460	5.4	54,145	11,837	4.6	53	22	2.4	3,686	519	7.1	0	22	0.0
269	Khulna RWH	Rupsa	38,100	17,519	2.2	26,370	11,168	2.4	100	58	1.7	2,154	666	3.2	0	72	0.0
270	Khulna RWH	Sarankhola	36,200	15,574	2.3	33,355	11,246	3.0	50	26	1.9	549	1,429	0.4	20	19	1.1
271	Khulna RWH	Satkhira Sadar	113,900	59,270	1.9	45,310	23,319	1.9	159	57	2.8	9,709	4,411	2.2	150	72	2.1
272	Khulna RWH	Shyamnagar	458,400	20,047	22.9	83,130	25,927	3.2	83	17	4.9	3,032	1,190	2.5	100	73	1.4
273	Khulna RWH	Tala	36,600	15,362	2.4	40,215	18,110	2.2	189	63	3.0	4,495	2,228	2.0	0	50	0.0
274	Khulna RWH	Terokhada	107,500	18,659	5.8	70,905	10,673	6.6	55	14	3.9	1,510	524	2.9	0	18	0.0
275	Khulna RWH	Zianagar	9,200	3,562	2.6	11,200	3,879	2.9	66	27	2.4	1,452	542	2.7	90	13	6.9

SL	Warehouse Name	Upazila Name	Condom			Shukhi			IUD			Injectables			Implant		
			CBL	AMD	MOS	CBL	AMD	MOS	CBL	AMD	MOS	CBL	AMD	MOS	CBL	AMD	MOS
276	Kushtia RWH	Alamdanga	42,100	18,490	2.3	42,975	18,437	2.3	55	23	2.4	6,400	3,178	2.0	256	57	4.5
277	Kushtia RWH	Bheramara	54,800	25,165	2.2	23,430	10,519	2.2	26	6	4.3	3,971	1,968	2.0	0	24	0.0
278	Kushtia RWH	Chuadanga Sadar	69,800	35,408	2.0	34,875	16,518	2.1	88	57	1.5	7,836	3,671	2.1	0	33	0.0
279	Kushtia RWH	Damurhuda	59,600	21,989	2.7	31,350	13,234	2.4	65	29	2.2	6,420	3,120	2.1	0	50	0.0
280	Kushtia RWH	Daulatpur	86,716	45,162	1.9	51,218	24,256	2.1	75	6	12.5	8,274	4,170	2.0	0	24	0.0
281	Kushtia RWH	Gangni	91,600	36,996	2.5	40,485	19,546	2.1	26	26	1.0	10,529	5,297	2.0	41	26	1.6
282	Kushtia RWH	Jiban Nagar	32,000	13,329	2.4	22,905	10,879	2.1	86	28	3.1	3,708	1,982	1.9	0	53	0.0
283	Kushtia RWH	Khoksa	41,800	18,180	2.3	17,785	8,307	2.1	21	2	10.5	1,246	554	2.2	0	47	0.0
284	Kushtia RWH	Kumarkhali	71,280	31,865	2.2	33,726	14,953	2.3	34	18	1.9	5,871	2,774	2.1	0	63	0.0
285	Kushtia RWH	Kushtia Sadar	109,000	54,928	2.0	63,600	31,900	2.0	108	52	2.1	10,761	5,452	2.0	6	144	0.0
286	Kushtia RWH	Meherpur Sadar	79,100	32,225	2.5	27,060	13,249	2.0	43	25	1.7	6,213	3,068	2.0	0	45	0.0
287	Kushtia RWH	Mirpur	58,500	25,828	2.3	38,145	17,457	2.2	35	8	4.4	4,705	2,289	2.1	0	32	0.0
288	Kushtia RWH	Mujib Nagar	22,400	7,923	2.8	7,815	3,666	2.1	11	4	2.8	3,128	1,345	2.3	0	18	0.0
289	Mymensingh RWH	Atpara	22,000	10,550	2.1	28,890	12,790	2.3	36	7	5.1	1,695	783	2.2	0	37	0.0
290	Mymensingh RWH	Austagram	38,800	14,912	2.6	27,870	9,334	3.0	63	29	2.2	2,812	1,231	2.3	256	30	8.5
291	Mymensingh RWH	Bajitpur	47,000	20,766	2.3	32,565	15,718	2.1	58	13	4.5	2,271	875	2.6	192	32	6.0
292	Mymensingh RWH	Barhatta	43,100	16,541	2.6	31,845	14,087	2.3	84	12	7.0	3,362	1,528	2.2	0	27	0.0
293	Mymensingh RWH	Bhairab	58,000	35,038	1.7	43,185	21,678	2.0	58	39	1.5	3,794	2,095	1.8	128	81	1.6
294	Mymensingh RWH	Bhaluka	49,000	28,442	1.7	57,150	30,412	1.9	167	85	2.0	3,830	1,821	2.1	512	72	7.1
295	Mymensingh RWH	Dharampasha	45,000	20,334	2.2	33,645	17,248	2.0	85	15	5.7	4,150	1,840	2.3	0	175	0.0
296	Mymensingh RWH	Dhobaura	54,000	23,712	2.3	36,915	17,274	2.1	65	13	5.0	3,400	1,550	2.2	20	20	1.0
297	Mymensingh RWH	Durgapur	46,400	21,207	2.2	38,169	17,400	2.2	124	32	3.9	4,798	2,389	2.0	94	66	1.4
298	Mymensingh RWH	Fulbaria	71,200	21,923	3.2	88,560	40,763	2.2	100	39	2.6	2,911	1,467	2.0	128	40	3.2
299	Mymensingh RWH	Gaffargaon	100,100	50,306	2.0	66,225	36,713	1.8	92	35	2.6	4,555	2,258	2.0	320	48	6.7
300	Mymensingh RWH	Gauripur	35,200	21,363	1.6	48,495	24,384	2.0	121	39	3.1	4,140	2,050	2.0	256	35	7.3

SL	Warehouse Name	Upazila Name	Condom			Shukhi			IUD			Injectables			Implant		
			CBL	AMD	MOS	CBL	AMD	MOS	CBL	AMD	MOS	CBL	AMD	MOS	CBL	AMD	MOS
301	Mymensingh RWH	Haluaghat	87,200	23,990	3.6	118,695	26,862	4.4	287	10	28.7	4,447	1,745	2.5	512	51	10.0
302	Mymensingh RWH	Hossainpur	37,800	16,898	2.2	37,275	19,061	2.0	94	43	2.2	2,768	1,474	1.9	0	51	0.0
303	Mymensingh RWH	Ishwarganj	36,000	18,967	1.9	65,770	42,576	1.5	99	9	11.0	3,493	1,715	2.0	256	53	4.8
304	Mymensingh RWH	Itna	38,000	18,852	2.0	34,530	17,490	2.0	21	22	1.0	1,339	691	1.9	0	25	0.0
305	Mymensingh RWH	Kalmakanda	76,000	30,012	2.5	61,955	22,295	2.8	70	10	7.0	3,011	1,673	1.8	3	31	0.1
306	Mymensingh RWH	Karimganj	54,400	20,771	2.6	45,710	21,410	2.1	80	30	2.7	2,918	1,318	2.2	128	86	1.5
307	Mymensingh RWH	Katiadi	74,597	37,057	2.0	43,883	19,673	2.2	120	58	2.1	5,164	2,207	2.3	0	45	0.0
308	Mymensingh RWH	Kendua	34,400	16,324	2.1	42,795	24,007	1.8	104	67	1.6	3,070	1,302	2.4	70	85	0.8
309	Mymensingh RWH	Khaliajuri	24,200	7,079	3.4	19,130	6,481	3.0	18	10	1.8	1,173	500	2.3	0	10	0.0
310	Mymensingh RWH	Kishoreganj Sadar	97,600	47,015	2.1	60,585	31,591	1.9	204	79	2.6	4,877	2,406	2.0	300	79	3.8
311	Mymensingh RWH	Kuliar Char	37,500	15,923	2.4	33,240	13,948	2.4	105	21	5.0	2,894	1,232	2.3	128	39	3.3
312	Mymensingh RWH	Madan	19,500	12,464	1.6	20,087	14,369	1.4	46	10	4.6	1,375	724	1.9	0	25	0.0
313	Mymensingh RWH	Mithamain	35,200	14,000	2.5	20,325	8,477	2.4	68	8	8.5	1,007	243	4.1	0	15	0.0
314	Mymensingh RWH	Mohanganj	28,400	12,563	2.3	49,640	20,837	2.4	50	31	1.6	2,114	1,035	2.0	0	36	0.0
315	Mymensingh RWH	Muktagachha	74,100	29,798	2.5	83,505	38,476	2.2	83	16	5.2	3,956	1,966	2.0	256	55	4.7
316	Mymensingh RWH	Mymensingh Sadar	175,700	81,548	2.2	135,435	52,331	2.6	427	201	2.1	8,344	3,816	2.2	256	290	0.9
317	Mymensingh RWH	Nandail	34,000	17,502	1.9	86,295	51,218	1.7	130	47	2.8	5,270	2,565	2.1	640	34	18.8
318	Mymensingh RWH	Netrakona Sadar	54,800	30,263	1.8	60,420	26,612	2.3	133	30	4.4	5,667	2,622	2.2	0	112	0.0
319	Mymensingh RWH	Nikli	32,600	15,689	2.1	22,001	7,831	2.8	95	24	4.0	1,618	801	2.0	0	38	0.0
320	Mymensingh RWH	Pakundia	48,900	21,769	2.2	33,990	18,004	1.9	116	31	3.7	3,097	1,543	2.0	64	56	1.1
321	Mymensingh RWH	Phulpur	98,400	27,323	3.6	104,125	51,724	2.0	208	64	3.3	4,172	2,080	2.0	1,536	124	12.4
322	Mymensingh RWH	Purbadhala	45,200	20,470	2.2	46,155	26,093	1.8	46	34	1.4	5,137	2,437	2.1	192	58	3.3
323	Mymensingh RWH	Tarail	53,250	20,700	2.6	43,605	14,285	3.1	90	20	4.5	1,692	750	2.3	0	36	0.0
324	Mymensingh RWH	Trishal	66,900	32,953	2.0	87,030	42,099	2.1	93	32	2.9	4,651	2,091	2.2	1,168	72	16.2
325	Noakhali RWH	Begumganj	19,000	30,828	0.6	12,810	17,011	0.8	116	112	1.0	1,430	2,622	0.5	500	96	5.2

SL	Warehouse Name	Upazila Name	Condom			Shukhi			IUD			Injectables			Implant		
			CBL	AMD	MOS	CBL	AMD	MOS	CBL	AMD	MOS	CBL	AMD	MOS	CBL	AMD	MOS
326	Noakhali RWH	Chatkhil	26,300	6,055	4.3	15,630	5,449	2.9	137	20	6.9	1,419	946	1.5	0	39	0.0
327	Noakhali RWH	Chhagalnaiya	6,000	10,037	0.6	17,730	7,232	2.5	137	17	8.1	7,402	1,082	6.8	50	15	3.3
328	Noakhali RWH	Companiganj	12,600	14,484	0.9	7,380	8,229	0.9	103	23	4.5	1,721	1,720	1.0	100	45	2.2
329	Noakhali RWH	Daganbhuiyan	24,300	26,718	0.9	11,175	8,832	1.3	42	25	1.7	2,585	1,311	2.0	0	30	0.0
330	Noakhali RWH	Feni Sadar	74,500	57,750	1.3	19,044	19,668	1.0	194	149	1.3	6,199	4,498	1.4	215	80	2.7
331	Noakhali RWH	Fulgazi	21,200	12,816	1.7	19,290	5,696	3.4	62	19	3.3	2,399	781	3.1	50	19	2.6
332	Noakhali RWH	Hatiya	50,000	18,348	2.7	35,145	15,540	2.3	172	33	5.2	8,008	2,966	2.7	200	204	1.0
333	Noakhali RWH	Kabirhat	24,000	13,119	1.8	16,050	8,560	1.9	149	14	10.6	2,065	1,583	1.3	100	50	2.0
334	Noakhali RWH	Kamalnagar	24,000	9,138	2.6	27,429	6,526	4.2	125	10	12.5	6,836	3,184	2.1	50	55	0.9
335	Noakhali RWH	Lakshmipur Sadar	30,100	28,167	1.1	24,540	20,803	1.2	210	137	1.5	7,065	7,506	0.9	90	155	0.6
336	Noakhali RWH	Noakhali Sadar	7,400	42,270	0.2	2,760	15,949	0.2	85	59	1.4	3,188	4,423	0.7	0	72	0.0
337	Noakhali RWH	Parshuram	27,800	12,745	2.2	24,494	5,346	4.6	58	19	3.1	2,395	1,125	2.1	70	21	3.3
338	Noakhali RWH	Ramganj	22,500	8,985	2.5	13,785	5,961	2.3	124	45	2.8	1,880	1,860	1.0	0	48	0.0
339	Noakhali RWH	Ramgati	32,757	9,504	3.4	16,678	7,992	2.1	70	25	2.8	7,908	3,748	2.1	200	66	3.0
340	Noakhali RWH	Roypur	18,100	4,947	3.7	20,025	9,215	2.2	131	51	2.6	3,761	1,837	2.0	50	61	0.8
341	Noakhali RWH	Senbagh	24,300	17,783	1.4	13,260	9,713	1.4	65	25	2.6	3,445	1,512	2.3	0	51	0.0
342	Noakhali RWH	Sonagazi	67,800	17,791	3.8	76,665	10,586	7.2	170	32	5.3	5,700	2,837	2.0	0	41	0.0
343	Noakhali RWH	Sonaimuri	18,400	13,274	1.4	11,025	9,069	1.2	7	19	0.4	1,672	2,022	0.8	10	22	0.5
344	Noakhali RWH	Subarnachar	31,500	25,441	1.2	24,185	8,659	2.8	75	7	10.7	3,225	1,853	1.7	200	48	4.2
345	Pabna RWH	Atgharia	26,400	10,110	2.6	45,255	10,418	4.3	125	14	8.9	2,047	632	3.2	0	34	0.0
346	Pabna RWH	Belkuchi	120,100	53,453	2.2	84,195	27,270	3.1	168	24	7.0	5,331	2,169	2.5	0	31	0.0
347	Pabna RWH	Bera	27,800	13,680	2.0	30,705	15,137	2.0	171	67	2.6	3,035	1,560	1.9	20	37	0.5
348	Pabna RWH	Bhangura	42,400	12,849	3.3	43,095	9,237	4.7	100	18	5.6	1,108	247	4.5	100	21	4.8
349	Pabna RWH	Chatmohar	74,200	35,341	2.1	58,335	27,958	2.1	225	67	3.4	2,276	1,224	1.9	100	52	1.9
350	Pabna RWH	Faridpur	38,800	7,772	5.0	70,350	5,832	12.1	112	25	4.5	3,172	1,329	2.4	0	32	0.0

SL	Warehouse Name	Upazila Name	Condom			Shukhi			IUD			Injectables			Implant		
			CBL	AMD	MOS	CBL	AMD	MOS	CBL	AMD	MOS	CBL	AMD	MOS	CBL	AMD	MOS
351	Pabna RWH	Ishwardi	83,600	35,972	2.3	62,616	17,831	3.5	89	34	2.6	5,307	2,704	2.0	200	97	2.1
352	Pabna RWH	Kamarkhanda	18,000	9,303	1.9	46,495	8,861	5.2	127	17	7.5	2,005	1,239	1.6	0	34	0.0
353	Pabna RWH	Kazipur	73,800	36,415	2.0	52,320	17,346	3.0	175	81	2.2	5,600	2,601	2.2	0	81	0.0
354	Pabna RWH	Pabna Sadar	136,500	82,634	1.7	143,955	51,055	2.8	220	142	1.5	1,800	10,110	0.2	500	84	6.0
355	Pabna RWH	Royganj	42,500	26,887	1.6	53,280	18,790	2.8	165	46	3.6	4,630	2,392	1.9	0	33	0.0
356	Pabna RWH	Santhia	82,500	28,453	2.9	58,935	27,256	2.2	137	54	2.5	11,400	4,973	2.3	0	43	0.0
357	Pabna RWH	Shahjadpur	87,900	65,100	1.4	61,650	32,036	1.9	413	196	2.1	15,482	7,984	1.9	0	105	0.0
358	Pabna RWH	Sirajganj Sadar	125,379	45,406	2.8	67,419	27,743	2.4	130	59	2.2	10,350	4,534	2.3	0	43	0.0
359	Pabna RWH	Sujanagar	45,700	21,919	2.1	55,755	17,061	3.3	297	91	3.3	5,217	2,519	2.1	100	26	3.8
360	Pabna RWH	Tarash	36,500	16,385	2.2	32,535	18,314	1.8	43	60	0.7	2,154	1,196	1.8	0	48	0.0
361	Pabna RWH	Ullah Para	170,100	79,498	2.1	144,510	44,970	3.2	209	89	2.3	9,800	5,245	1.9	0	87	0.0
362	Patuakhali RWH	Amtali	26,500	10,136	2.6	36,480	17,560	2.1	89	20	4.5	4,688	2,050	2.3	0	133	0.0
363	Patuakhali RWH	Bakerganj	35,500	17,504	2.0	31,260	15,386	2.0	134	31	4.3	4,684	2,320	2.0	22	68	0.3
364	Patuakhali RWH	Bamna	9,900	2,385	4.2	9,165	3,674	2.5	16	10	1.6	755	225	3.4	168	57	2.9
365	Patuakhali RWH	Barguna Sadar	23,600	7,938	3.0	32,325	13,269	2.4	330	75	4.4	8,650	3,742	2.3	200	90	2.2
366	Patuakhali RWH	Bauphal	26,700	14,664	1.8	43,200	23,114	1.9	100	81	1.2	5,700	3,097	1.8	300	33	9.1
367	Patuakhali RWH	Betagi	31,400	3,741	8.4	29,235	4,823	6.1	200	13	15.4	1,850	755	2.5	200	18	11.1
368	Patuakhali RWH	Dashmina	13,200	3,159	4.2	12,000	5,287	2.3	91	21	4.3	2,206	998	2.2	200	34	5.9
369	Patuakhali RWH	Dumki	7,700	3,414	2.3	6,215	3,263	1.9	30	10	3.0	783	543	1.4	100	18	5.6
370	Patuakhali RWH	Galachipa	42,500	10,433	4.1	73,059	21,036	3.5	95	16	5.9	8,110	4,250	1.9	50	61	0.8
371	Patuakhali RWH	Kalapara	25,900	13,083	2.0	30,780	15,075	2.0	120	31	3.9	6,934	3,523	2.0	200	68	2.9
372	Patuakhali RWH	Mirzaganj	21,100	8,148	2.6	14,270	6,819	2.1	66	10	6.6	1,365	662	2.1	100	40	2.5
373	Patuakhali RWH	Nalchity	16,700	7,758	2.2	18,240	7,629	2.4	144	28	5.1	3,492	1,727	2.0	264	45	5.9
374	Patuakhali RWH	Patharghata	17,100	5,015	3.4	15,975	7,098	2.3	72	20	3.6	3,475	1,519	2.3	200	39	5.1
375	Patuakhali RWH	Patuakhali Sadar	50,000	20,556	2.4	28,590	13,321	2.1	275	100	2.8	8,226	3,998	2.1	334	91	3.7

SL	Warehouse Name	Upazila Name	Condom			Shukhi			IUD			Injectables			Implant		
			CBL	AMD	MOS	CBL	AMD	MOS	CBL	AMD	MOS	CBL	AMD	MOS	CBL	AMD	MOS
376	Rajshahi RWH	Bagatipara	92,200	13,983	6.6	384,300	8,003	48.0	84	11	7.6	1,682	452	3.7	280	51	5.5
377	Rajshahi RWH	Bagha	71,800	26,564	2.7	33,975	10,056	3.4	53	16	3.3	3,901	1,813	2.2	0	24	0.0
378	Rajshahi RWH	Baghmara	124,800	44,478	2.8	301,755	33,761	8.9	208	55	3.8	6,077	2,732	2.2	0	66	0.0
379	Rajshahi RWH	Baraigram	135,700	42,862	3.2	202,245	24,905	8.1	65	40	1.6	5,112	3,666	1.4	0	64	0.0
380	Rajshahi RWH	Bholahat	27,600	10,403	2.7	23,835	6,144	3.9	29	4	7.3	795	723	1.1	0	18	0.0
381	Rajshahi RWH	Boalia	445,600	174,613	2.6	27,090	9,849	2.8	191	67	2.9	8,434	3,921	2.2	183	96	1.9
382	Rajshahi RWH	Chapai Nababganj Sadar	108,300	42,350	2.6	41,300	20,482	2.0	140	57	2.5	9,430	4,182	2.3	0	43	0.0
383	Rajshahi RWH	Charghat	59,800	21,971	2.7	322,725	13,493	23.9	58	14	4.1	3,555	1,237	2.9	0	52	0.0
384	Rajshahi RWH	Durgapur	71,200	18,240	3.9	307,635	10,151	30.3	22	8	2.8	2,744	725	3.8	0	39	0.0
385	Rajshahi RWH	Godagari	131,800	41,452	3.2	530,475	19,362	27.4	136	32	4.3	6,513	3,348	1.9	0	30	0.0
386	Rajshahi RWH	Gomastapur	103,400	24,599	4.2	53,760	15,556	3.5	103	20	5.2	3,443	1,456	2.4	0	25	0.0
387	Rajshahi RWH	Gurudaspur	91,800	32,529	2.8	252,217	18,107	13.9	59	11	5.4	2,198	1,699	1.3	0	73	0.0
388	Rajshahi RWH	Lalpur	156,200	31,152	5.0	274,065	19,382	14.1	65	23	2.8	4,814	2,168	2.2	0	150	0.0
389	Rajshahi RWH	Mohanpur	111,900	20,651	5.4	312,975	13,520	23.1	49	7	7.0	4,597	2,117	2.2	0	55	0.0
390	Rajshahi RWH	Nachole	57,600	11,149	5.2	23,415	6,894	3.4	30	4	7.5	2,800	1,083	2.6	0	11	0.0
391	Rajshahi RWH	Natore Sadar	113,900	43,749	2.6	44,760	21,527	2.1	230	95	2.4	4,900	1,896	2.6	0	127	0.0
392	Rajshahi RWH	Paba	110,200	42,470	2.6	37,185	16,231	2.3	34	19	1.8	8,105	3,965	2.0	0	35	0.0
393	Rajshahi RWH	Puthia	78,600	26,297	3.0	40,800	13,573	3.0	25	10	2.5	3,330	1,467	2.3	0	62	0.0
394	Rajshahi RWH	Shibganj	105,800	41,816	2.5	58,844	26,950	2.2	131	36	3.6	6,753	2,956	2.3	100	43	2.3
395	Rajshahi RWH	Singra	113,200	45,508	2.5	410,010	30,084	13.6	99	26	3.8	7,767	2,463	3.2	700	112	6.3
396	Rajshahi RWH	Tanore	162,100	15,673	10.3	334,095	14,307	23.4	88	22	4.0	2,725	1,251	2.2	0	283	0.0
397	Rangamati RWH	Baghaichhari	41,600	8,281	5.0	13,354	5,545	2.4	77	8	9.6	1,408	348	4.0	100	14	7.1
398	Rangamati RWH	Barkal	12,300	4,886	2.5	4,395	3,228	1.4	40	5	8.0	830	409	2.0	0	0	0.0
399	Rangamati RWH	Belai Chhari	8,300	1,947	4.3	2,355	1,955	1.2	43	3	14.3	247	115	2.1	0	5	0.0
400	Rangamati RWH	Jurai Chhari	15,000	2,605	5.8	18,930	2,127	8.9	53	4	13.3	1,190	128	9.3	0	0	0.0

SL	Warehouse Name	Upazila Name	Condom			Shukhi			IUD			Injectables			Implant		
			CBL	AMD	MOS	CBL	AMD	MOS	CBL	AMD	MOS	CBL	AMD	MOS	CBL	AMD	MOS
401	Rangamati RWH	Kaptai	47,800	5,486	8.7	28,890	2,725	10.6	58	4	14.5	3,384	426	7.9	18	32	0.6
402	Rangamati RWH	Kawkhali (betbunia)	36,100	5,998	6.0	20,400	3,364	6.1	87	10	8.7	2,124	556	3.8	27	26	1.0
403	Rangamati RWH	Langadu	20,800	11,237	1.9	10,050	6,078	1.7	222	9	24.7	4,153	388	10.7	122	33	3.7
404	Rangamati RWH	Naniarchar	2,700	6,517	0.4	5,547	4,427	1.3	75	3	25.0	1,944	229	8.5	16	17	0.9
405	Rangamati RWH	Rajasthali	26,300	1,918	13.7	10,965	1,646	6.7	66	2	33.0	1,000	126	7.9	64	42	1.5
406	Rangamati RWH	Rangamati Sadar	26,700	12,722	2.1	21,555	6,830	3.2	568	38	14.9	3,772	736	5.1	140	72	1.9
407	Rangpur RWH	Aditmari	46,900	19,799	2.4	32,864	15,262	2.2	218	97	2.2	6,022	3,045	2.0	0	82	0.0
408	Rangpur RWH	Badarganj	27,400	11,639	2.4	601,155	25,046	24.0	120	39	3.1	4,705	2,552	1.8	320	119	2.7
409	Rangpur RWH	Bhurungamari	73,300	29,691	2.5	435,595	27,797	15.7	152	36	4.2	7,885	3,724	2.1	512	94	5.4
410	Rangpur RWH	Chilmari	33,000	10,713	3.1	205,290	15,669	13.1	85	16	5.3	2,482	1,131	2.2	320	39	8.2
411	Rangpur RWH	Dimla	37,700	6,730	5.6	190,815	21,202	9.0	129	18	7.2	5,369	2,965	1.8	448	39	11.5
412	Rangpur RWH	Domar	32,300	10,225	3.2	455,450	18,720	24.3	86	26	3.3	5,068	2,793	1.8	0	78	0.0
413	Rangpur RWH	Fulchhari	52,900	19,420	2.7	29,880	12,486	2.4	117	34	3.4	5,328	2,846	1.9	0	40	0.0
414	Rangpur RWH	Gaibandha Sadar	61,300	22,831	2.7	65,955	31,752	2.1	273	119	2.3	10,828	5,829	1.9	0	417	0.0
415	Rangpur RWH	Gangachara	93,500	11,403	8.2	1,038,855	21,473	48.4	112	39	2.9	8,160	4,283	1.9	0	129	0.0
416	Rangpur RWH	Gobindaganj	115,899	52,696	2.2	575,745	42,736	13.5	126	54	2.3	8,858	4,168	2.1	0	83	0.0
417	Rangpur RWH	Hatibandha	44,900	15,546	2.9	193,620	18,232	10.6	264	50	5.3	5,191	2,694	1.9	320	96	3.3
418	Rangpur RWH	Jaldhaka	79,600	17,513	4.5	364,560	27,538	13.2	110	27	4.1	7,718	4,075	1.9	100	57	1.8
419	Rangpur RWH	Kaliganj	26,400	8,654	3.1	188,070	16,342	11.5	104	41	2.5	5,127	2,250	2.3	0	99	0.0
420	Rangpur RWH	Kaunia	39,700	15,255	2.6	32,460	13,998	2.3	115	36	3.2	6,160	2,885	2.1	192	87	2.2
421	Rangpur RWH	Kishoreganj	30,800	5,179	5.9	50,985	16,589	3.1	95	39	2.4	3,877	1,876	2.1	0	168	0.0
422	Rangpur RWH	Kurigram Sadar	40,700	16,572	2.5	49,723	23,245	2.1	157	39	4.0	9,446	4,309	2.2	0	54	0.0
423	Rangpur RWH	Lalmonirhat Sadar	38,600	13,931	2.8	39,145	18,683	2.1	110	43	2.6	9,630	4,699	2.0	0	78	0.0
424	Rangpur RWH	Mitha Pukur	78,600	29,673	2.6	80,115	36,783	2.2	120	23	5.2	8,178	4,500	1.8	0	92	0.0
425	Rangpur RWH	Nageshwari	40,000	16,880	2.4	213,833	49,566	4.3	203	45	4.5	10,826	5,487	2.0	192	51	3.8

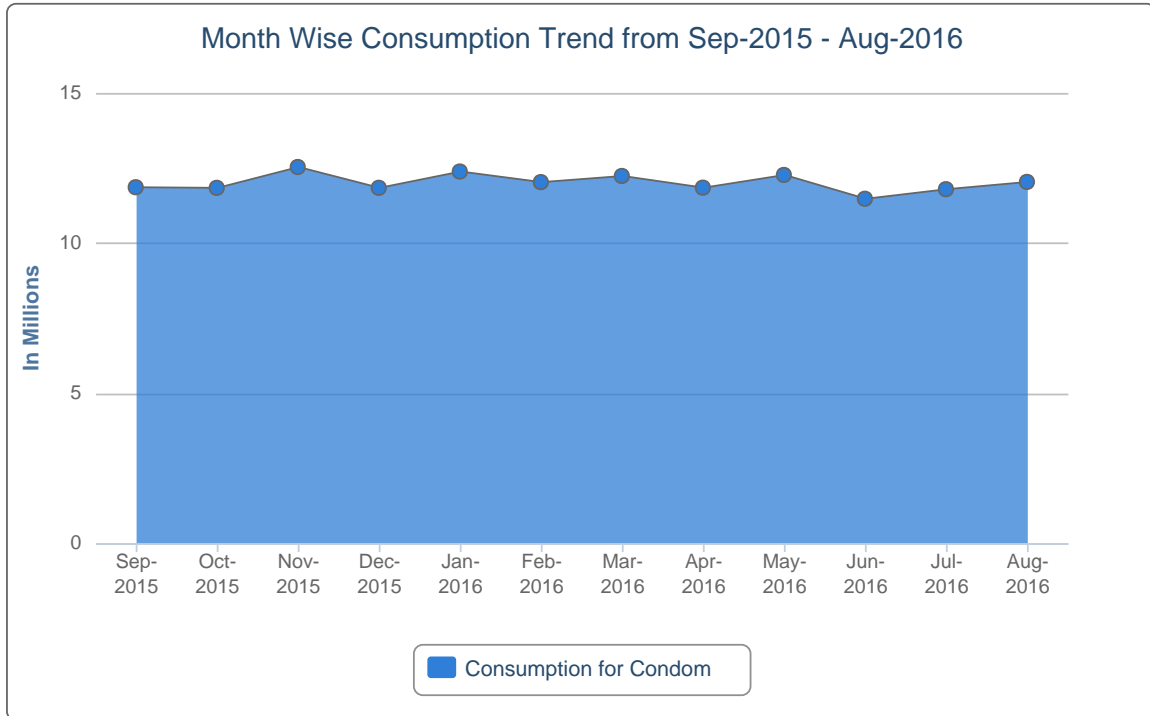
SL	Warehouse Name	Upazila Name	Condom			Shukhi			IUD			Injectables			Implant		
			CBL	AMD	MOS	CBL	AMD	MOS	CBL	AMD	MOS	CBL	AMD	MOS	CBL	AMD	MOS
426	Rangpur RWH	Nilphamari Sadar	36,100	16,237	2.2	78,315	37,719	2.1	258	110	2.3	8,287	4,531	1.8	0	73	0.0
427	Rangpur RWH	Palashbari	27,000	10,439	2.6	40,320	20,001	2.0	101	29	3.5	5,583	2,771	2.0	256	63	4.1
428	Rangpur RWH	Patgram	28,900	8,575	3.4	174,990	14,153	12.4	112	17	6.6	3,538	1,908	1.9	0	25	0.0
429	Rangpur RWH	Phulbari	31,500	5,747	5.5	164,445	16,620	9.9	135	61	2.2	4,993	2,898	1.7	0	40	0.0
430	Rangpur RWH	Pirgachha	63,900	23,188	2.8	59,460	27,557	2.2	237	80	3.0	9,000	4,506	2.0	0	52	0.0
431	Rangpur RWH	Pirganj	89,200	34,818	2.6	267,225	38,480	6.9	210	56	3.8	8,544	4,688	1.8	0	98	0.0
432	Rangpur RWH	Rajarhat	37,800	16,625	2.3	36,135	17,356	2.1	139	52	2.7	5,918	3,578	1.7	0	29	0.0
433	Rangpur RWH	Rangpur Sadar	82,200	36,763	2.2	64,090	37,865	1.7	265	99	2.7	13,600	6,629	2.1	0	250	0.0
434	Rangpur RWH	Sadullapur	63,300	34,715	1.8	309,680	25,446	12.2	241	69	3.5	7,767	4,233	1.8	512	42	12.2
435	Rangpur RWH	Saghata	34,400	10,335	3.3	46,080	21,242	2.2	171	50	3.4	2,922	1,697	1.7	0	36	0.0
436	Rangpur RWH	Saidpur	67,200	31,669	2.1	33,060	16,740	2.0	73	33	2.2	4,152	2,299	1.8	0	87	0.0
437	Rangpur RWH	Sundarganj	91,700	41,603	2.2	86,641	45,035	1.9	404	185	2.2	11,973	6,488	1.8	0	218	0.0
438	Rangpur RWH	Taraganj	25,800	7,260	3.6	26,077	10,374	2.5	49	15	3.3	3,525	1,383	2.5	0	80	0.0
439	Rangpur RWH	Ulipur	54,800	21,651	2.5	273,615	42,947	6.4	160	44	3.6	9,706	5,110	1.9	320	56	5.7
440	Sylhet RWH	Ajmiriganj	30,800	3,514	8.8	29,580	4,544	6.5	61	7	8.7	2,021	240	8.4	0	13	0.0
441	Sylhet RWH	Bahubal	43,000	7,865	5.5	30,662	6,758	4.5	99	6	16.5	3,495	465	7.5	128	25	5.1
442	Sylhet RWH	Balaganj	134,400	46,119	2.9	28,215	13,502	2.1	224	22	10.2	8,788	2,400	3.7	64	38	1.7
443	Sylhet RWH	Baniachong	105,900	16,374	6.5	73,360	11,805	6.2	184	3	61.3	8,010	758	10.6	64	12	5.3
444	Sylhet RWH	Barlekha	51,700	13,096	3.9	33,120	9,176	3.6	203	18	11.3	5,060	790	6.4	164	53	3.1
445	Sylhet RWH	Beani Bazar	84,462	25,671	3.3	37,213	7,676	4.8	330	19	17.4	5,282	718	7.4	105	14	7.5
446	Sylhet RWH	Bishwambarpur	44,100	5,617	7.9	52,145	5,967	8.7	144	6	24.0	3,065	422	7.3	296	27	11.0
447	Sylhet RWH	Bishwanath	34,000	10,076	3.4	11,370	4,220	2.7	182	14	13.0	2,707	469	5.8	164	39	4.2
448	Sylhet RWH	Chhatak	76,600	19,819	3.9	53,770	12,109	4.4	294	67	4.4	3,219	652	4.9	20	18	1.1
449	Sylhet RWH	Chunarughat	82,700	10,675	7.7	49,769	15,661	3.2	180	11	16.4	6,048	1,405	4.3	208	12	17.3
450	Sylhet RWH	Companiganj	36,700	18,076	2.0	26,640	8,192	3.3	156	6	26.0	4,627	1,566	3.0	20	21	1.0

SL	Warehouse Name	Upazila Name	Condom			Shukhi			IUD			Injectables			Implant		
			CBL	AMD	MOS	CBL	AMD	MOS	CBL	AMD	MOS	CBL	AMD	MOS	CBL	AMD	MOS
451	Sylhet RWH	Dakshin Sunamganj	49,300	12,189	4.0	30,345	7,368	4.1	64	10	6.4	3,739	752	5.0	50	39	1.3
452	Sylhet RWH	Dakshin Surma	130,400	45,042	2.9	39,885	13,620	2.9	91	10	9.1	7,072	1,396	5.1	100	22	4.5
453	Sylhet RWH	Derai	88,600	39,988	2.2	38,832	12,999	3.0	220	27	8.1	5,722	1,059	5.4	344	57	6.0
454	Sylhet RWH	Dowarabazar	76,600	11,098	6.9	29,867	11,644	2.6	226	9	25.1	6,091	1,189	5.1	136	59	2.3
455	Sylhet RWH	Fenchuganj	26,900	8,190	3.3	29,460	3,285	9.0	85	12	7.1	1,001	321	3.1	125	12	10.4
456	Sylhet RWH	Golapganj	111,700	38,813	2.9	35,955	10,351	3.5	235	30	7.8	5,575	788	7.1	202	45	4.5
457	Sylhet RWH	Gowainghat	94,600	23,097	4.1	33,585	11,141	3.0	116	22	5.3	8,642	2,665	3.2	152	27	5.6
458	Sylhet RWH	Habiganj Sadar	150,500	20,919	7.2	42,845	15,348	2.8	195	27	7.2	6,950	1,725	4.0	100	36	2.8
459	Sylhet RWH	Jagannathpur	45,800	15,668	2.9	24,570	8,533	2.9	206	13	15.8	2,808	419	6.7	50	49	1.0
460	Sylhet RWH	Jaintiapur	98,169	22,519	4.4	55,023	7,618	7.2	180	27	6.7	6,923	2,067	3.3	136	32	4.3
461	Sylhet RWH	Jamalganj	50,260	15,102	3.3	33,815	10,809	3.1	254	2	127.0	5,098	1,254	4.1	164	70	2.3
462	Sylhet RWH	Juri	40,400	9,003	4.5	15,995	6,174	2.6	155	16	9.7	1,950	535	3.6	264	26	10.2
463	Sylhet RWH	Kamalganj	57,500	18,216	3.2	40,305	17,193	2.3	280	37	7.6	5,790	1,475	3.9	100	53	1.9
464	Sylhet RWH	Kanaighat	112,300	37,982	3.0	34,011	12,847	2.6	157	22	7.1	7,164	2,381	3.0	350	49	7.1
465	Sylhet RWH	Kulaura	67,700	13,983	4.8	44,078	11,694	3.8	309	12	25.8	3,050	2,644	1.2	36	47	0.8
466	Sylhet RWH	Lakhai	49,300	7,060	7.0	29,820	7,760	3.8	125	5	25.0	2,633	423	6.2	90	27	3.3
467	Sylhet RWH	Madhabpur	62,800	17,479	3.6	62,445	19,917	3.1	128	11	11.6	4,474	1,071	4.2	192	38	5.1
468	Sylhet RWH	Maulvibazar Sadar	108,900	15,352	7.1	56,050	12,350	4.5	201	32	6.3	8,320	1,265	6.6	100	50	2.0
469	Sylhet RWH	Nabiganj	77,700	10,227	7.6	68,010	14,276	4.8	165	23	7.2	6,000	785	7.6	236	46	5.1
470	Sylhet RWH	Rajnagar	63,900	11,884	5.4	48,640	11,078	4.4	143	28	5.1	4,800	1,736	2.8	136	39	3.5
471	Sylhet RWH	Sreemangal	73,500	21,234	3.5	56,715	17,396	3.3	212	26	8.2	5,509	1,840	3.0	200	65	3.1
472	Sylhet RWH	Sulla	75,400	12,598	6.0	54,255	5,661	9.6	130	7	18.6	3,569	539	6.6	100	45	2.2
473	Sylhet RWH	Sunamganj Sadar	70,900	23,568	3.0	30,750	11,105	2.8	111	27	4.1	5,934	1,536	3.9	300	59	5.1
474	Sylhet RWH	Sylhet Sadar	196,100	93,379	2.1	106,577	54,920	1.9	189	295	0.6	22,038	9,826	2.2	99	317	0.3
475	Sylhet RWH	Tahirpur	65,800	21,808	3.0	44,805	13,520	3.3	122	13	9.4	2,814	454	6.2	150	57	2.6

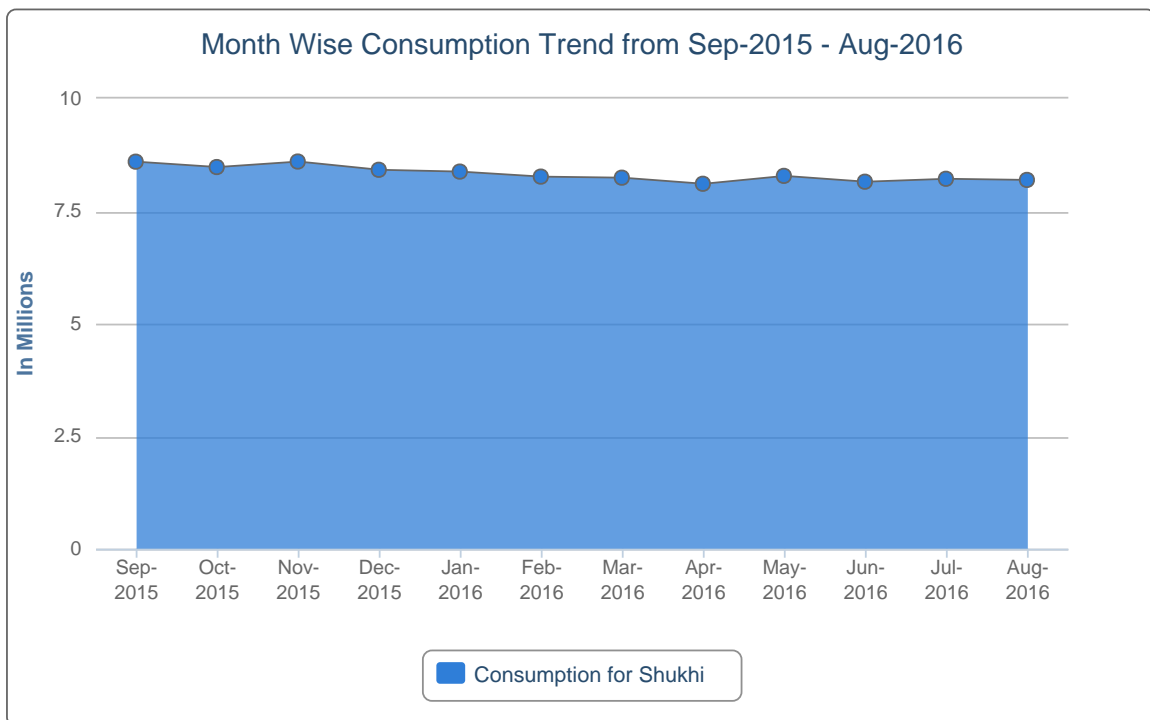
SL	Warehouse Name	Upazila Name	Condom			Shukhi			IUD			Injectables			Implant		
			CBL	AMD	MOS	CBL	AMD	MOS	CBL	AMD	MOS	CBL	AMD	MOS	CBL	AMD	MOS
476	Sylhet RWH	Zakiganj	169,660	47,810	3.5	77,781	10,271	7.6	244	11	22.2	9,312	1,497	6.2	118	46	2.6
477	Tangail RWH	Basail	163,660	35,754	4.6	261,502	12,214	21.4	74	32	2.3	3,726	1,363	2.7	0	65	0.0
478	Tangail RWH	Bhuapur	169,100	29,958	5.6	176,538	20,368	8.7	157	20	7.9	4,295	1,873	2.3	384	56	6.9
479	Tangail RWH	Chauhali	0	18,877	0.0	9,360	12,259	0.8	150	22	6.8	6,038	1,419	4.3	192	28	6.9
480	Tangail RWH	Delduar	229,000	38,024	6.0	168,900	19,313	8.7	14	38	0.4	2,070	1,228	1.7	100	33	3.0
481	Tangail RWH	Ghatail	144,200	56,890	2.5	166,950	38,520	4.3	48	31	1.5	10,386	3,606	2.9	192	72	2.7
482	Tangail RWH	Gopalpur	247,800	23,713	10.4	202,740	19,981	10.1	0	37	0.0	2,633	2,156	1.2	100	37	2.7
483	Tangail RWH	Kalihati	177,600	62,962	2.8	86,325	50,981	1.7	50	85	0.6	14,875	7,496	2.0	0	112	0.0
484	Tangail RWH	Madhupur	205,100	30,401	6.7	103,095	41,185	2.5	165	27	6.1	7,926	3,518	2.3	292	72	4.1
485	Tangail RWH	Mirzapur	49,000	32,894	1.5	83,955	31,269	2.7	26	57	0.5	5,612	950	5.9	200	44	4.5
486	Tangail RWH	Nagarpur	79,400	30,654	2.6	64,940	27,409	2.4	128	52	2.5	5,015	2,459	2.0	128	60	2.1
487	Tangail RWH	Sakhipur	68,900	30,630	2.2	51,048	28,056	1.8	139	16	8.7	3,121	962	3.2	164	38	4.3
488	Tangail RWH	Tangail Sadar	163,200	68,602	2.4	122,145	29,881	4.1	210	87	2.4	7,512	3,806	2.0	192	128	1.5

7. Month-wise Consumption Trend

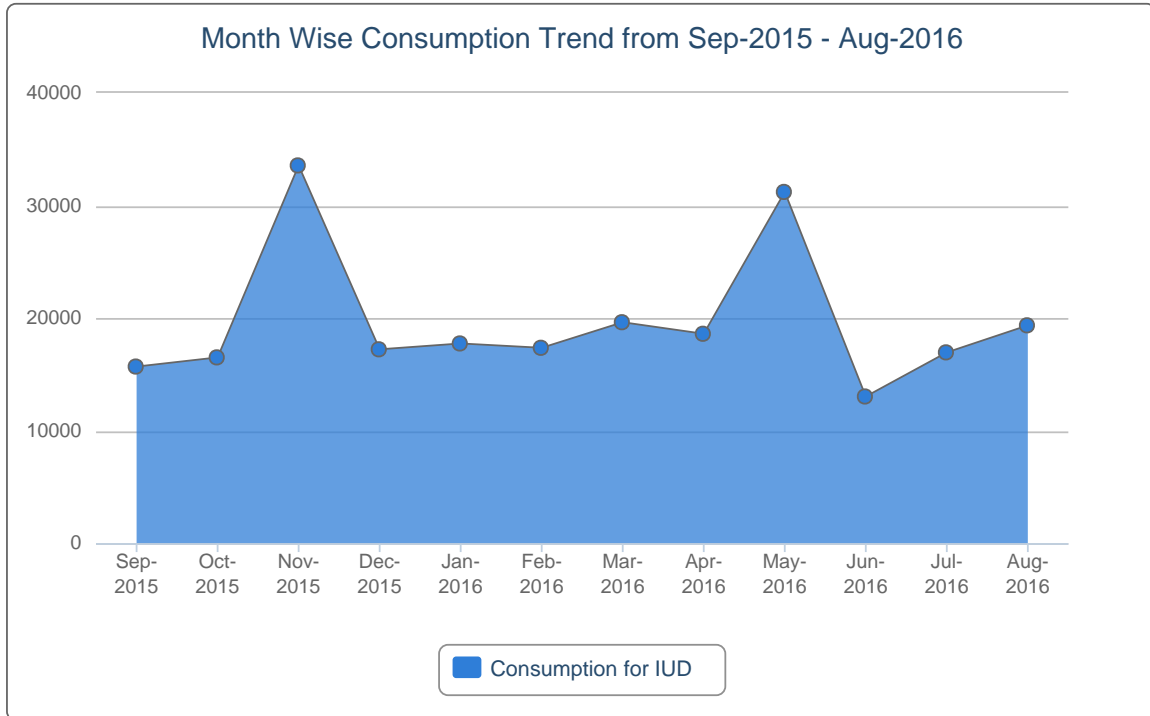
7(a).



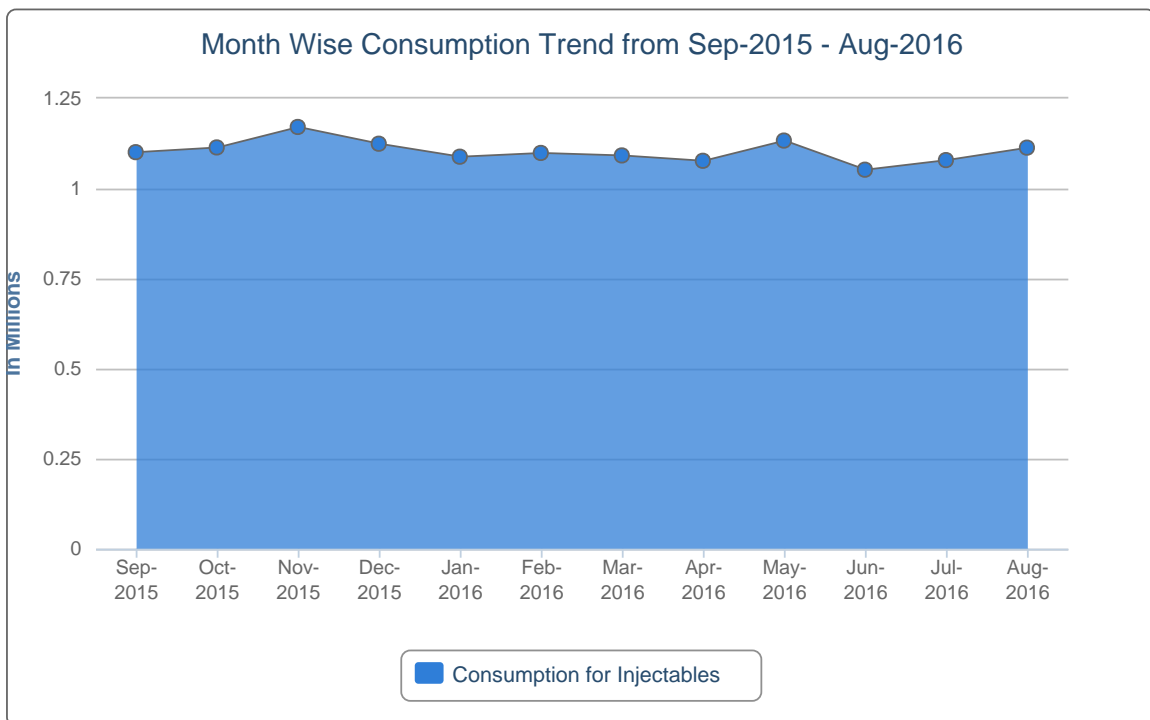
7(b).



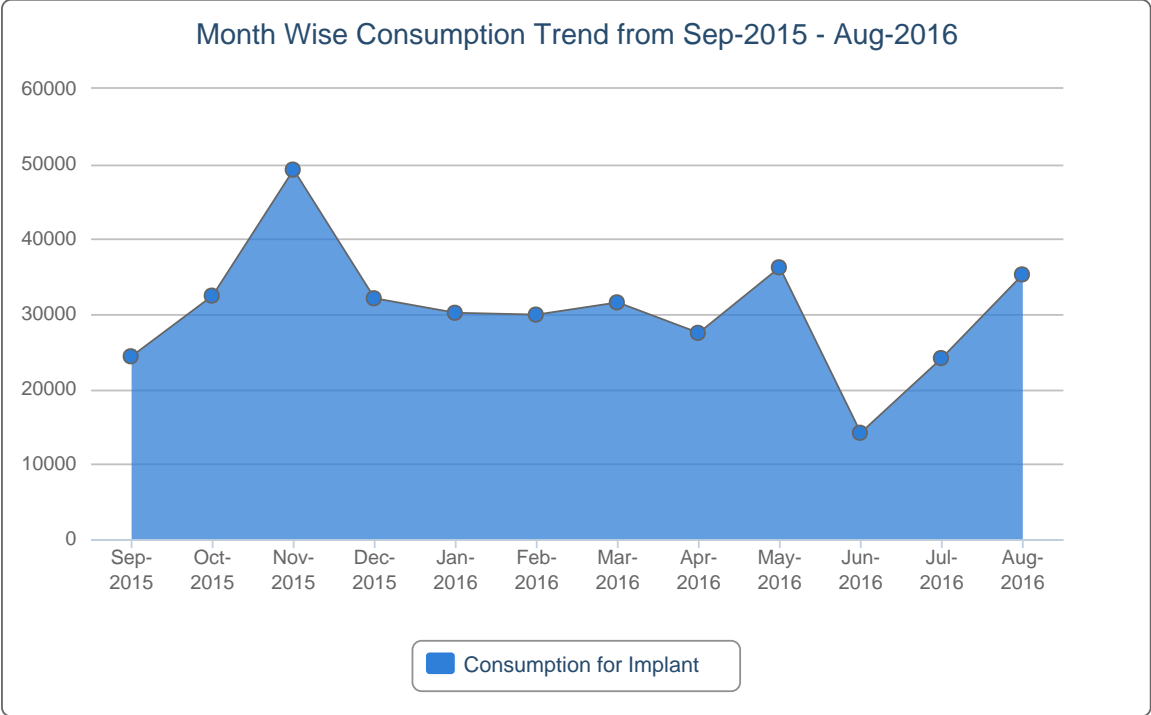
7(c).



7(d).



7(e).



7(f).

8. Report on Upazila and Warehouse Having Stock Out in last month

SL	Products Name	No of Stockout WH	% of Stockout WH	No of Stockout Upazila Store	% of Stockout Upazila Store	No of Stockout Upazila Field	% of Stockout Upazila Field
1	Condom	0	0%	1	0%	0	0%
2	Shukhi	0	0%	0	0%	0	0%
3	IUD	0	0%	1	0%	0	0%
4	Injectables	0	0%	0	0%	0	0%
5	Implant	0	0%	0	0%	4	1%
6	DDS Kits	19	90%	421	86%	0	0%

List of Stock Out Warehouse

SL	Commodity	Warehouse	Phone
<i>No StockOut in Warehouse</i>			

List of StockOut Upazila

Commodity	Warehouse	District	Upazila	Phone
Condom	Tangail RWH	Sirajganj	Chauhali, Sirajganj	01716219174
IUD	Tangail RWH	Tangail	Gopalpur, Tangail	01718108907
DDS Kits	Tangail RWH	Tangail	Gopalpur, Tangail	01718108907



This report is generated with the financial support of USAID and the technical assistance from Systems for Improved Access to Pharmaceuticals and Services (SIAPS), implemented by Management Sciences for Health-MSH.

If you need more information, please visit at <http://www.dgfplmis.org>