

FAMILY PLANNING MONTHLY LOGISTICS REPORT

August 2017



**Management Information System (MIS)
Directorate General of Family Planning (DGFP)**

6, Kawran Bazar, Dhaka1215

Email: dirmisfp@gmail.com, dirlsdgfp@gmail.com
www.dgfpmis.org, www.dgfplmis.org

Government of the People's Republic of Bangladesh
Directorate General of Family Planning
Management Information System (MIS)
6, Kawran Bazar, Dhaka- 1215
www.dgfp.gov.bd


Memo No. DGFP/MIS/09(Report)/04/2017/685

Date: 27 September' 2017.

Sub: Family Planning Monthly Logistics Report for the Month of August' 2017.

Family Planning Monthly Logistics Report for the Month of August' 2017 is sent herewith for your kind information & necessary action. This report is prepared on the basis of Form-7 submitted by Warehouses and Form-7B submitted by Upazila Family Planning Offices by using WIMS & UIMS operational tools. It provides useful information on monthly distribution and stock balance of all the major contraceptives & DDS Kits of Warehouse/Upazila Stores. A summary of important events happened during reporting month included in this report. For more information you are requested to visit at www.scmpbd.org web site.

Comments and suggestions for improvement of this report will be highly appreciated.


27.09.2017
(A K M Mahbubur Rahman Joarder)
Joint Secretary (ME&FW Division)
and
Director & Line Director (MIS)
Phone: 9146262
Mail: dirmisfp@gmail.com

Memo No. - DGFP/MIS/09(Report)/04/2017/685/1(204)

Date: 27 September' 2017.

Copy of the report forwarded to:

1. Secretary, Medical Education & Family Welfare Division (ME&FW Division), Bangladesh Secretariat, Dhaka.
2. Additional Secretary (Admin), (ME&FW Division), Bangladesh Secretariat, Dhaka.
3. Joint Secretary (Development), (ME&FW Division), Bangladesh Secretariat, Dhaka.
4. Joint Chief (Planning), Health Service Division, Bangladesh Secretariat, Dhaka
5. Joint Chief (Population & Planning wing), Planning commission, Sher-e-Bangla Nagar, Dhaka.
6. Joint Chief (Planning), Program Management and Monitoring Unit (PMMU), Azimpur, Dhaka-1205.
7. Deputy Chief (Planning), (ME&FW Division), Bangladesh Secretariat, Dhaka.
8. P.S. to the Honorable Minister, Ministry of Health and Family Welfare, Bangladesh Secretariat, Dhaka, for kind information of the Honorable Minister.
9. P.S. to the Honorable State Minister, Ministry of Health and Family Welfare, Bangladesh Secretariat, Dhaka, for kind information of the Honorable State Minister.
10. Director Administration, Directorate General of Family Planning, 6 Kawran Bazar, Dhaka 1215.
11. Director Logistics & Supply and Line Director (Procurement, Storage & Supply Management), Directorate General of Family Planning, 6 Kawran Bazar, Dhaka 1215.

12. Director Finance & Line Director (Family Planning Field Service Delivery), Directorate General of Family Planning, 6 Kawran Bazar, Dhaka 1215.
13. Director (IEM) & Line Director (Information, Education and Communication), Directorate General of Family Planning, 6 Kawran Bazar, Dhaka 1215.
14. Director Planning & Line Director (Planning Monitoring and Evaluation), Directorate General of Family Planning, 6 Kawran Bazar, Dhaka 1215.
15. Line Director (Maternal, Child, Reproductive and Adolescent Health), Directorate General of Family Planning, 6 Kawran Bazar, Dhaka 1215.
16. Line Director (Clinical Contraception Services Delivery Program), Directorate General of Family Planning, 6 Kawran Bazar, Dhaka 1215.
17. Divisional Director, Family Planning, Dhaka / Chittagong / Rajshahi / Khulna / Sylhet / Barisal/ Rangpur Division.
18. Deputy Chief (FW)/ (Health), Ministry of Health & Family Welfare, Bangladesh Secretariat, Dhaka.
19. Additional Director (Drugs and Stores), Directorate General of Family Planning, Central Warehouse, Mohakhali, Dhaka.
20. Deputy Director, Family Planning, ----- District (Your are requested to take appropriate measures to ensure timely online submission of Form 7B report from upazilas.
21. Supply Officer, Family Planning, ----- CWH/RWHs.
22. Country Project Director, SIAPS/MSH, House: 3, Road: No. 23B, Gulshan-1, Dhaka-1212.
23. Country Director, the World Bank, E-32, Agargaon, Sher-e-Banala Nagar, Dhaka-1207.
24. Team Leader, Population & Health Team, USAID, Madani Avenue, Baridhara, Dhaka.
25. Country Representative, UNFPA, IDB Bhaban, Agargaon, Sher-E-Bangla Nagar, Dhaka.
26. Managing Director, SMC, SMC Tower, 33 Banani C/A, Dhaka-1213.
27. Documentation Center, IEM Unit, Directorate General of Family Planning, 6 Kawran Bazar, Dhaka.
28. PA to Director General, Directorate General of Family Planning, 6, Kawran Bazar, Dhaka 1215.
29. Office copy, MIS, DGFP, 6 Kawran Bazar, Dhaka -1215.
30. Concerned Organization.








27.09.2017
(Ajoy Ratan Barua)
Deputy Director (MIS)

Table Of Contents

	Page
1. DGFP Stock Status Report	1-2
2. National Receipts Quantity by Product by Month	3
3. National Level Contraceptive Summary Report	4
4. Stock Status Report at Different Levels	5
5. Contraceptive Stock Status by Product at Upazila Store and Field	6-10
6. Contraceptive Stock Status by Product at Regional Warehouses/Upazila	11-31
7. Month-wise Consumption Trend	32-34
8. Report on Upazila and Warehouse Having Stock Out in last month	35

1. DGFP Stock Status Report

	DGFP STOCK STATUS REPORT (For Contraceptives) August 2017																							
	Year → 2017				2018								2019											
Month →	9	10	11	12	1	2	3	4	5	6	7	8	9	10	11	12	1	2	3	4	5	6	7	8
Min.-Max. →					Min				Max															
Product ↓					2017-18: 39.38m= 3 mon																			
Condom	CS (68.71m) - 06 months				2017-18: 39.38m= 3 mon																			
*AMC = 11.3m	2017-18: GoB (Rev):39.38m																							
Pill	CS (57.70m) - 07 months				2017-18: 55m= 6 months																			
*AMC = 7.98m	2017-18: RPA:55m																							
IUD	CS (0.123m) - 06 months				2017-18: 0.45m= 24 months																			
*AMC = 18,079	2017-18: RPA- 0.45m																							
Injectables	CS:0.98m-3 m				2017-18: 14m= 14months																			
*AMC = 0.98m	2017-18 : GoB (Rev) : 5m; RPA : 9 m																							
Implant	CS (0.23m) - 7 months				2016-17: 0.2m = 7 months				2017-18: 0.6m= 18months															
*AMC = 32,656	2017-18 : GoB(Dev)-0.4; RPA: 0.2m																							
																Legend:  Current Stock  To be received  Planned for FY 2017-18 AMC = Average Monthly Consumption BER = Bid Evaluation Report CCGP = Cabinet Committee on Govt Purchase CS = Current Stock NOA = Notification of Award NO = No Objection TEC = Tender Evaluation Committee ICB = International Competitive Bidding NCT = National Competitive Tendering								
																*AMC is calculated based on past 6-months consumption Data Sources: DGFP/L&S unit, DGFP LMIS web site - https://scmpbd.org/								

DGFP STOCK STATUS NOTES
(For Contraceptives)
Month: August 2017

CONDOM – Current national stock is 68.71 million pieces and this stock can be used up to February 2018.

- Planned for 2017-18: GoB (Rev) - 39.38 million pcs.

PILL – Current national stock of Oral Contraceptive Pill is 57.70 million cycles which will go up to March 2018.

- Planned for 2017-18: RPA - 55 million cycles.

IUD – Current national stock is 0.123 million sets and this stock can be used up to February 2018.

- Planned for 2017-18: RPA - 0.45 million sets.

INJECTABLES – Current stock of 0.98 million vials and that can be used up to November 2017.

- Planned for 2017-18: (GoB-Rev) - 5 million vials and RPA- 9 million vials.

IMPLANT – Current stock is 0.23 million sets and this can be used up to March 2018.

- 2016-17: (GoB-Rev) - 0.2m sets, L/C opened, awaiting receipt.
- Planned for 2017-18: (GoB-Dev) - 0.4m sets.

You can also download the previous reports from <http://www.scmpbd.org/>

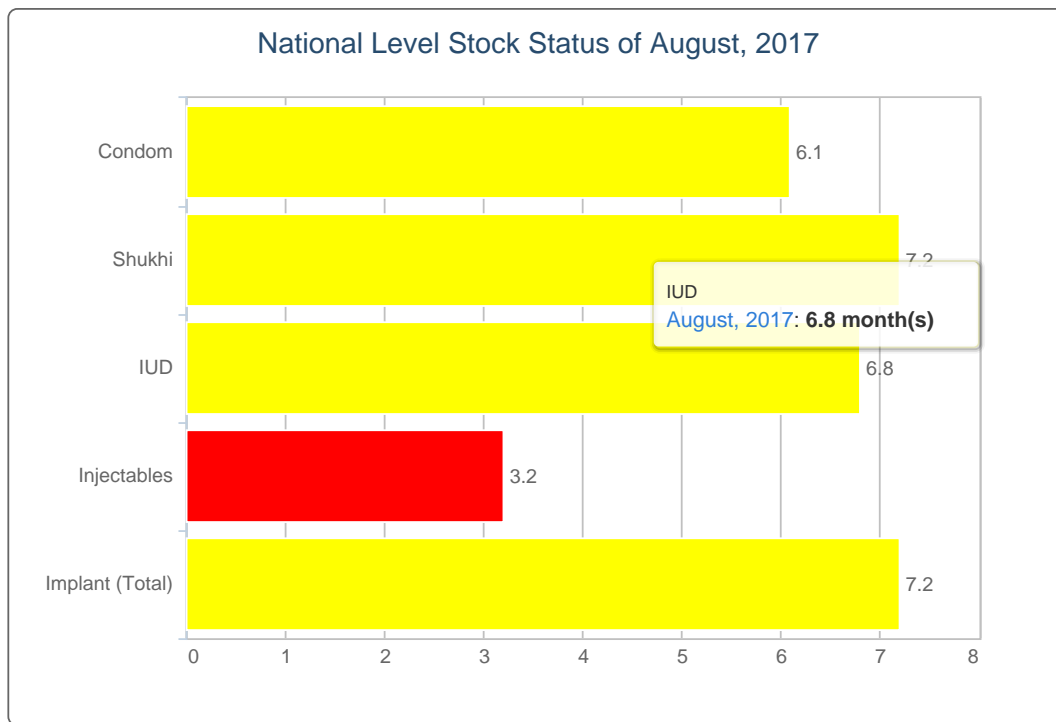
2. National Receipts Quantity by Product by Month

Contraceptive Received Report

Month: August, 2017

Item	Supplier	Receiver	Date Receipts	Qty
Injectables	USAID	Dhaka CWH	31/08/17	1,000,000
Total				1,000,000
Implant (Total)	USAID	Dhaka CWH	31/08/17	35,000
	Merck Sharp & Dohme B.V.(MSD B.V.).	Dhaka CWH	31/08/17	3,000
Total				38,000

3. National Level Contraceptive Summary Report

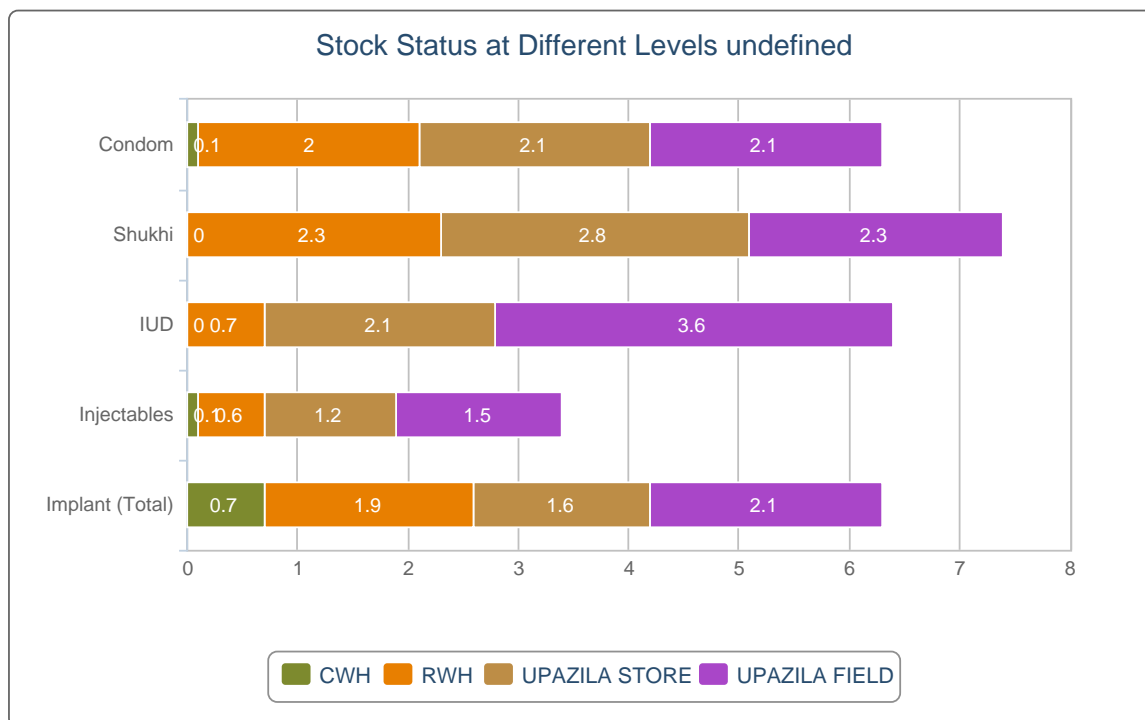


■ MOS less than 4.0
 ■ MOS 4.0 - 7.9
 ■ MOS 8.0 and above
 MOS = Month of Stock

National Level Stock Status of August, 2017

SL	Name of Products	Reported Consumption	Reported Closing Balance	Average Monthly Consumption	MOS
1	Condom	11,169,375	68,716,301	11,343,218	6.1
2	Shukhi	7,809,769	57,705,113	7,983,720	7.2
3	IUD	19,249	123,093	18,079	6.8
4	Injectables	972,402	3,198,617	985,908	3.2
5	Implant (Total)	37,217	236,386	32,656	7.2

4. Stock Status Report at Different Levels

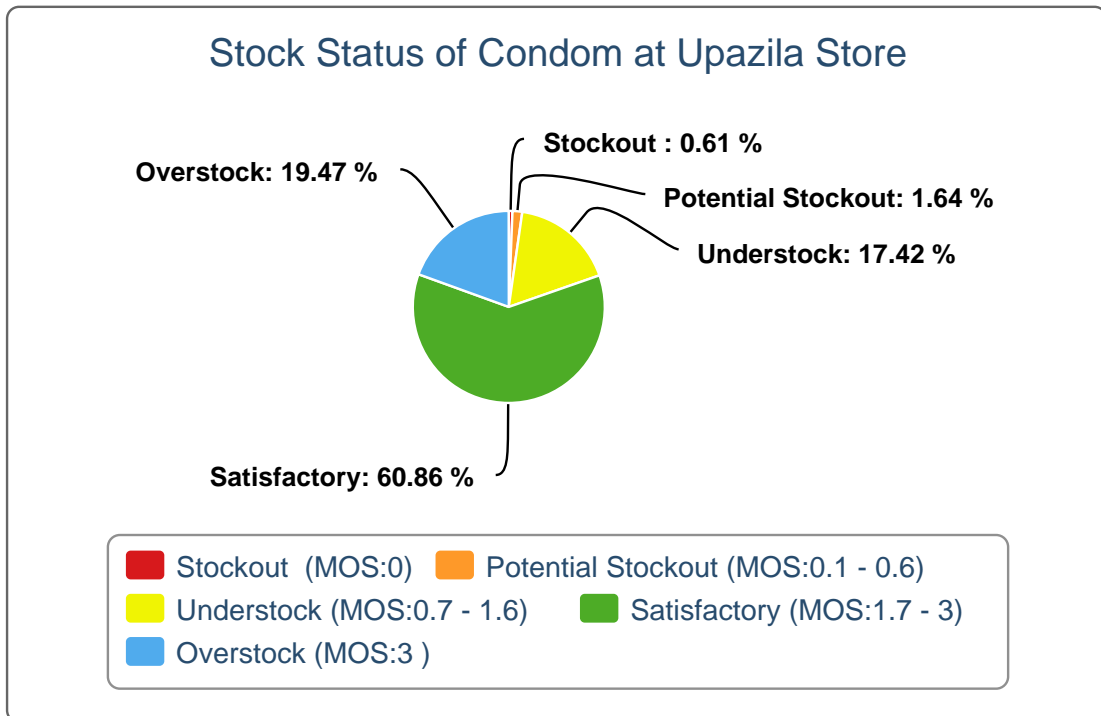


Stock Status at Different Levels August, 2017

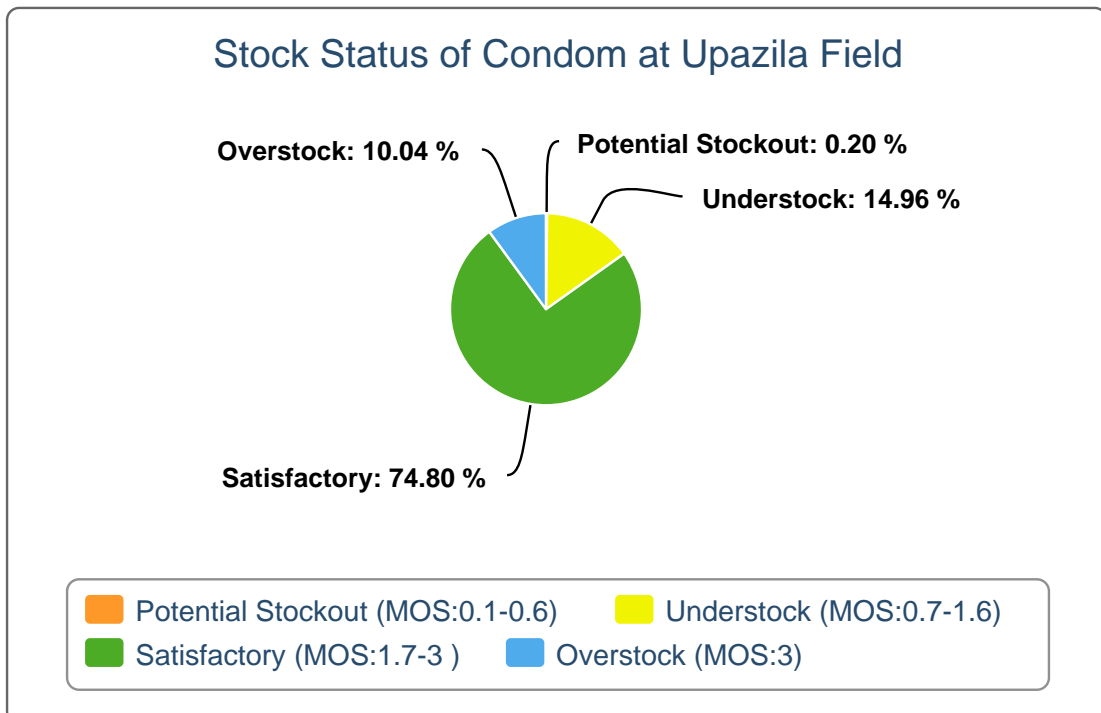
Products	Avg. Consump. of Last 6 Months	CWH Level	MOS	RWH Level	MOS	Upazila Level	MOS	Field Level	MOS	National Level	MOS
Condom	11,343,218	687,600	0.1	21,894,600	1.9	23,024,216	2	23,109,885	2	68,716,301	6.1
Shukhi	7,983,720	335,040	0	17,747,280	2.2	21,773,958	2.7	17,848,835	2.2	57,705,113	7.2
IUD	18,079	0	0	14,175	0.8	40,245	2.2	68,673	3.8	123,093	6.8
Injectables	985,908	58,000	0.1	538,700	0.5	1,142,675	1.2	1,459,242	1.5	3,198,617	3.2
Implant (Total)	32,656	26,284	0.8	71,886	2.2	58,618	1.8	79,598	2.4	236,386	7.2

5. Contraceptive Stock Status by Product at Upazila Store and Field

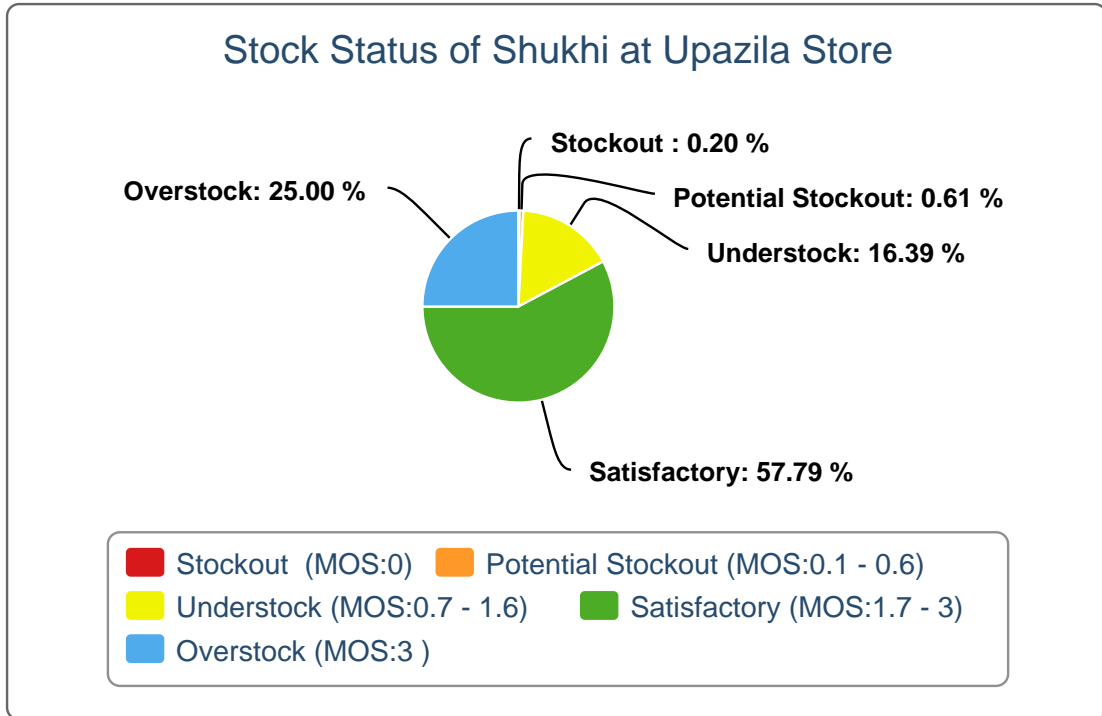
5(a).



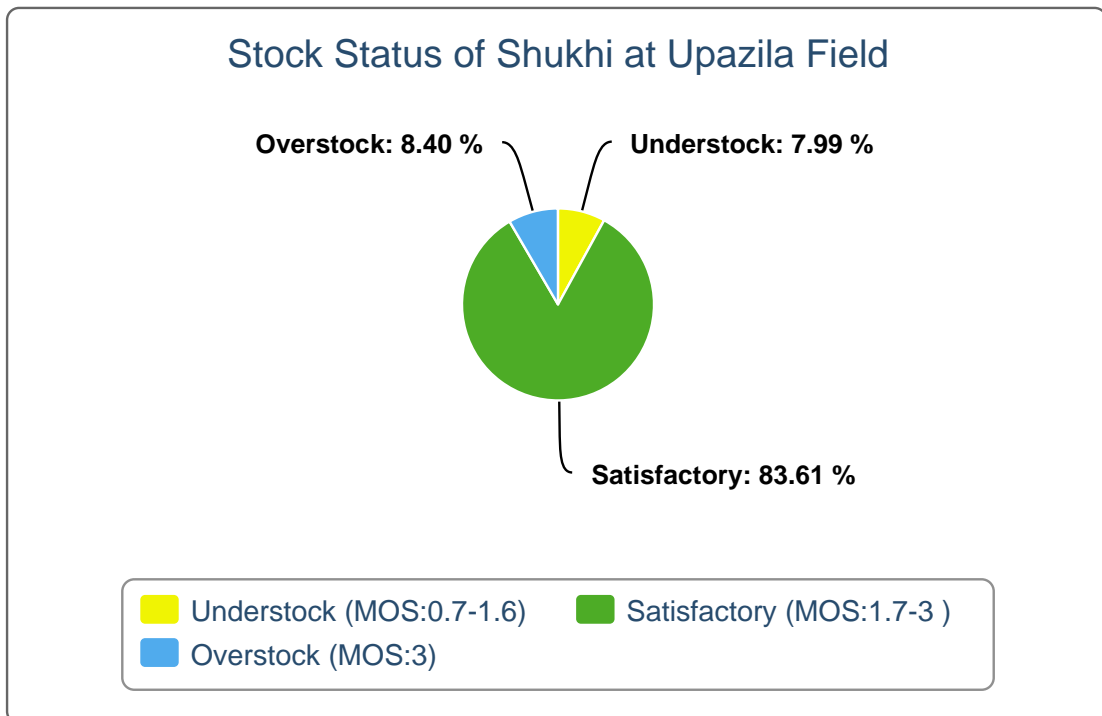
5(b).



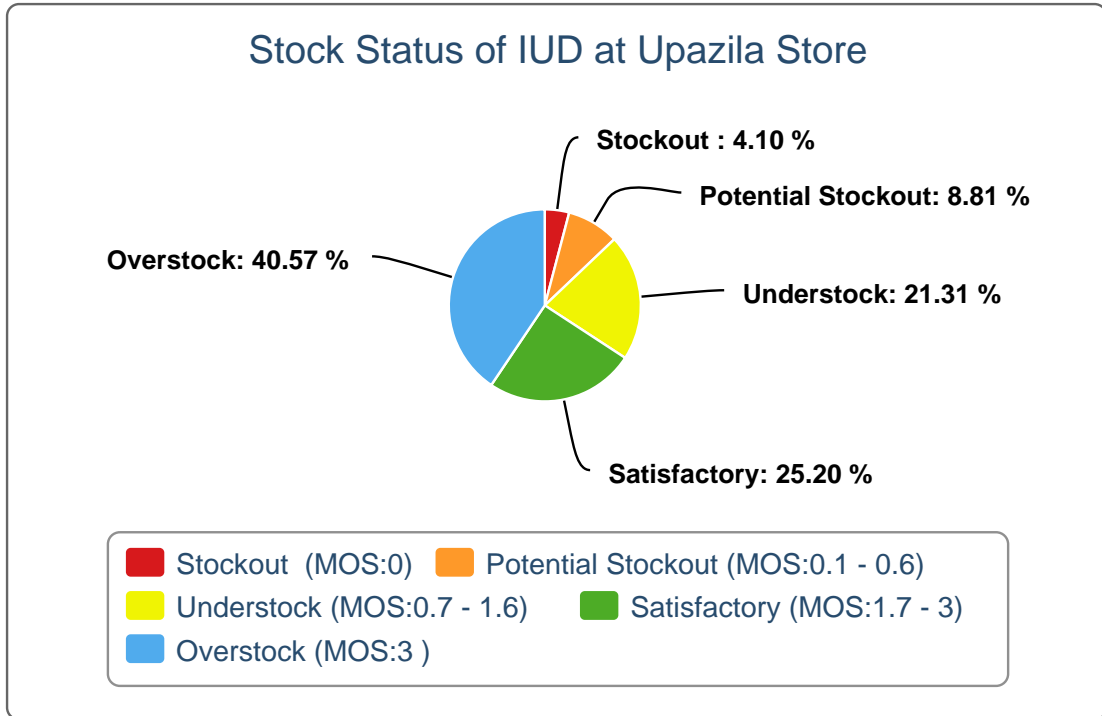
5(c).



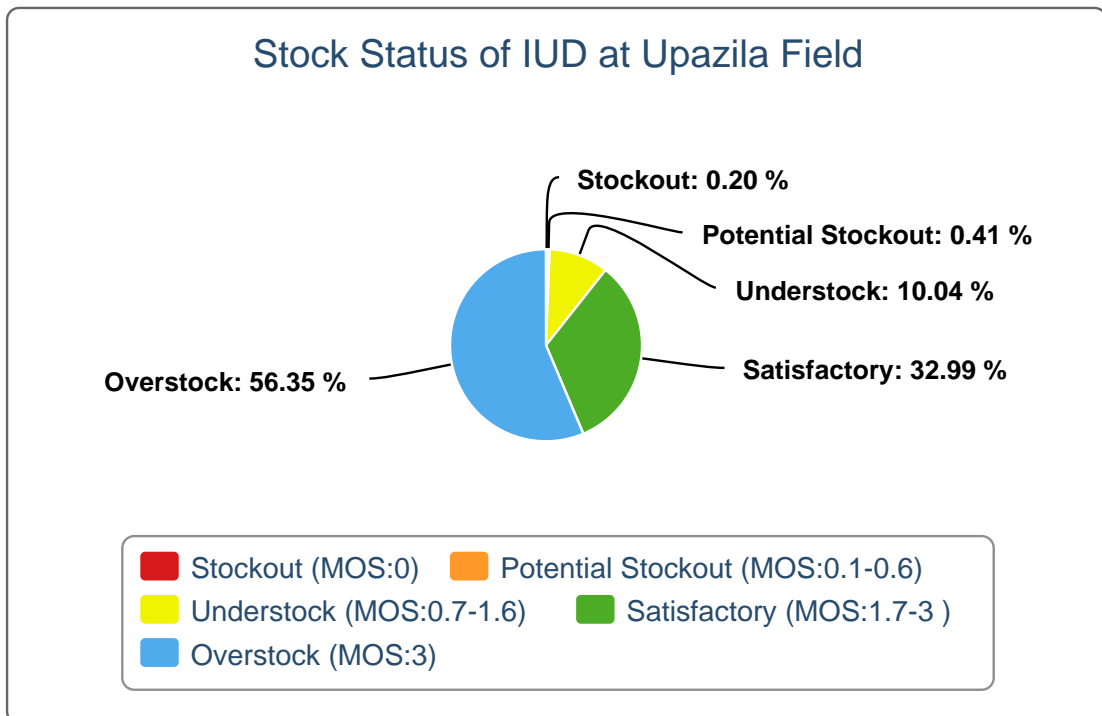
5(d).



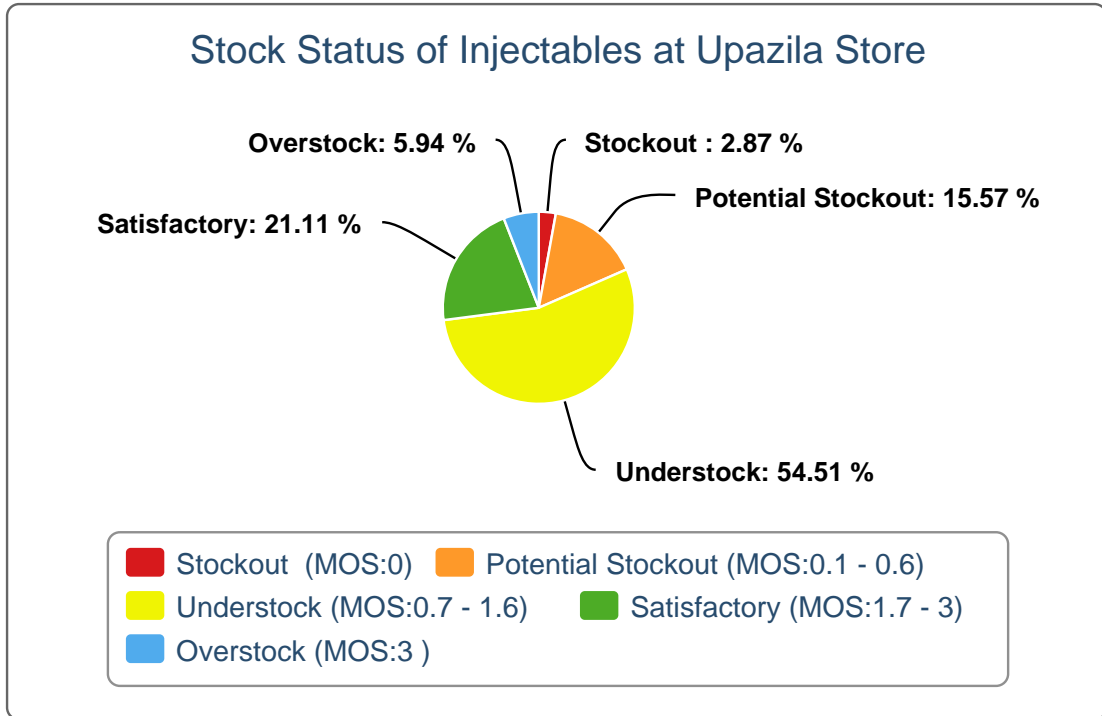
5(e).



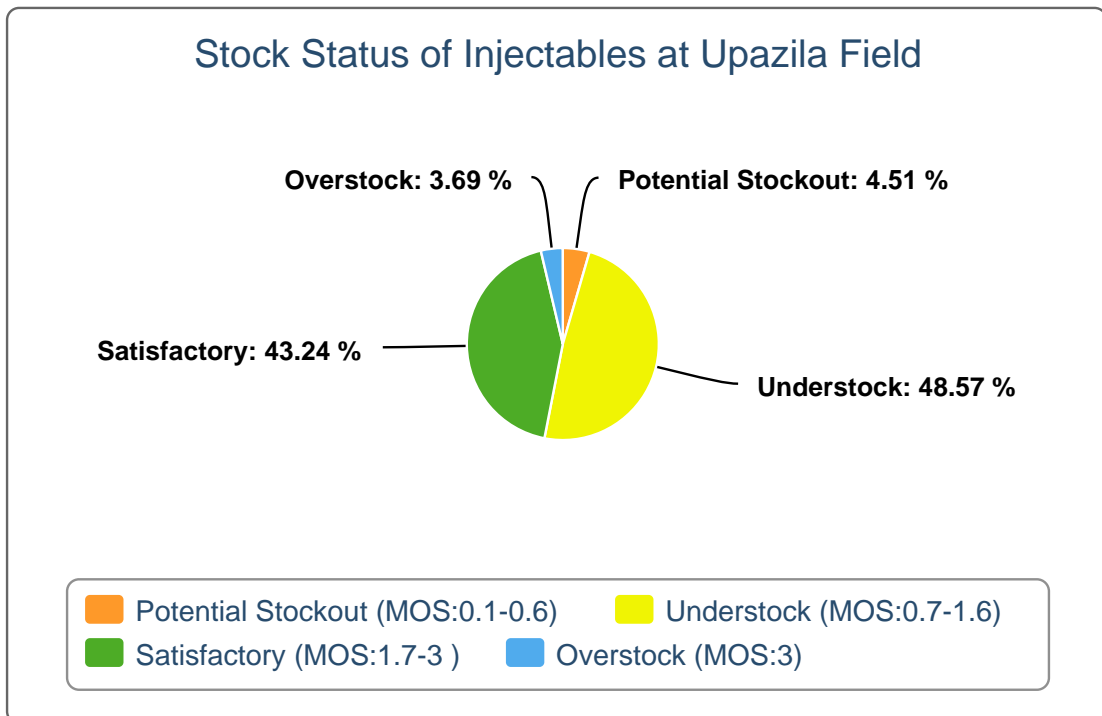
5(f).



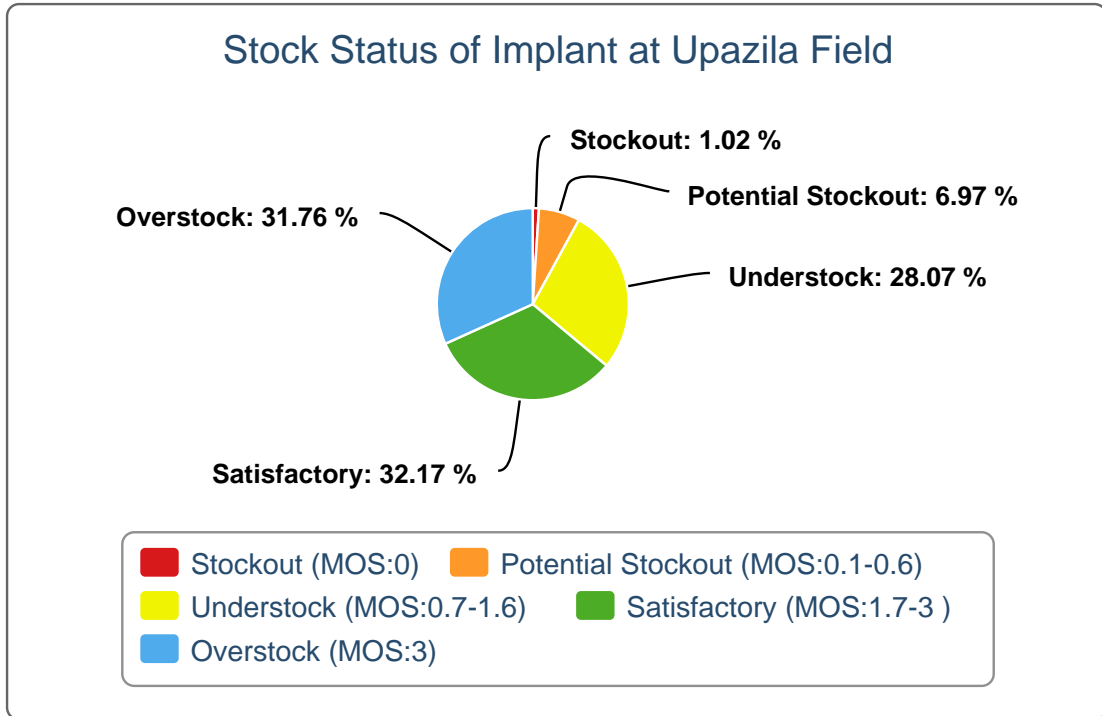
5(g).



5(h).



5(i).



6(a). Contraceptive Stock Status by Product at Regional Warehouses

SL	WH Name	Condom			Shukhi			IUD			Injectables			Implant		
		CBL	AMD	MOS	CBL	AMD	MOS	CBL	AMD	MOS	CBL	AMD	MOS	CBL	AMD	MOS
1	Bandarbon RWH	143,400	30,775	4.7	135,360	23,111	5.9	400	86	4.7	8,000	3,302	2.4	720	203	3.5
2	Bhola RWH	326,400	142,154	2.3	296,640	97,889	3.0	800	395	2.0	32,000	40,283	0.8	2,528	572	4.4
3	Bogra RWH	292,200	581,982	0.5	6,413,040	439,468	14.6	70	790	0.1	17,800	36,280	0.5	3,208	2,384	1.3
4	Chittagong RWH	3,846,200	583,703	6.6	4,590,720	382,283	12.0	25	1,404	0.0	49,100	58,161	0.8	23,646	2,221	10.6
5	Comilla RWH	141,000	803,975	0.2	236,160	425,278	0.6	700	1,656	0.4	71,000	72,473	1.0	4,706	1,824	2.6
6	Dhaka CWH	687,600	1,772,075	0.4	335,040	970,976	0.3	0	2,749	0.0	58,000	119,562	0.5	26,284	3,524	7.5
7	Dinajpur RWH	18,000	215,874	0.1	136,800	345,260	0.4	550	614	0.9	9,200	39,870	0.2	4,338	2,177	2.0
8	Faridpur RWH	1,219,800	725,617	1.7	223,200	494,830	0.5	850	1,259	0.7	14,200	49,378	0.3	1,360	2,305	0.6
9	Jamalpur RWH	154,800	408,110	0.4	377,280	279,942	1.3	0	534	0.0	20,800	35,587	0.6	1,594	1,101	1.4
10	Jessore RWH	1,263,000	504,514	2.5	681,120	352,264	1.9	800	724	1.1	18,600	50,356	0.4	2,016	1,351	1.5
11	Khulna RWH	9,450,400	745,991	12.7	878,400	466,876	1.9	1,250	929	1.3	17,500	46,774	0.4	4,568	1,429	3.2
12	Kushtia RWH	771,000	341,374	2.3	514,080	185,356	2.8	1,364	261	5.2	34,100	37,673	0.9	1,100	614	1.8
13	Mymensingh RWH	705,600	815,775	0.9	332,640	847,452	0.4	1,400	925	1.5	42,000	54,836	0.8	4,328	2,562	1.7
14	Noakhali RWH	199,800	364,334	0.5	381,600	202,947	1.9	50	820	0.1	31,800	41,573	0.8	750	1,344	0.6
15	Pabna RWH	511,200	580,216	0.9	614,880	383,330	1.6	350	1,066	0.3	31,200	49,172	0.6	2,968	972	3.1
16	Patuakhali RWH	1,239,000	124,571	9.9	766,080	155,543	4.9	1,050	356	2.9	29,000	27,480	1.1	3,614	831	4.3
17	Rajshahi RWH	406,800	730,256	0.6	465,120	328,805	1.4	916	554	1.7	27,400	39,525	0.7	2,208	1,385	1.6
18	Rangamati RWH	111,600	60,720	1.8	116,640	40,283	2.9	800	79	10.1	16,000	3,641	4.4	1,560	207	7.5
19	Rangpur RWH	150,000	641,919	0.2	283,680	814,913	0.3	650	1,648	0.4	6,200	101,708	0.1	2,192	3,035	0.7
20	Sylhet RWH	535,800	776,019	0.7	217,440	434,946	0.5	1,600	726	2.2	32,800	50,248	0.7	2,738	1,606	1.7
21	Tangail RWH	408,600	393,264	1.0	86,400	311,968	0.3	550	504	1.1	30,000	28,026	1.1	1,744	1,009	1.7

6(b). Contraceptive Stock Status by Product at Upazila

SL	Warehouse Name	Upazila Name	Condom			Shukhi			IUD			Injectables			Implant		
			CBL	AMD	MOS	CBL	AMD	MOS	CBL	AMD	MOS	CBL	AMD	MOS	CBL	AMD	MOS
1	Bandarbon RWH	Alikadam	2,700	2,358	1.1	2,040	1,952	1.0	55	6	9.2	2,235	797	2.8	34	24	1.4
2	Bandarbon RWH	Bandarban Sadar	13,900	4,438	3.1	10,555	4,324	2.4	158	23	6.9	2,177	665	3.3	184	38	4.8
3	Bandarbon RWH	Lama	25,100	6,264	4.0	5,955	5,806	1.0	55	29	1.9	2,147	755	2.8	23	50	0.5
4	Bandarbon RWH	Naikhongchhari	23,000	7,743	3.0	22,545	5,732	3.9	82	8	10.3	3,397	671	5.1	142	9	15.8
5	Bandarbon RWH	Rowangchhari	6,800	2,020	3.4	5,275	1,821	2.9	63	4	15.8	1,154	200	5.8	31	16	1.9
6	Bandarbon RWH	Ruma	25,900	5,497	4.7	14,625	1,678	8.7	56	7	8.0	2,080	103	20.2	52	12	4.3
7	Bandarbon RWH	Thanchi	6,000	2,455	2.4	5,350	1,798	3.0	75	9	8.3	916	111	8.3	7	54	0.1
8	Bhola RWH	Bhola Sadar	34,100	14,071	2.4	23,175	12,495	1.9	161	66	2.4	8,240	5,171	1.6	81	197	0.4
9	Bhola RWH	Burhanuddin	13,600	5,826	2.3	19,695	9,313	2.1	31	34	0.9	3,326	2,102	1.6	288	65	4.4
10	Bhola RWH	Char Fasson	84,230	39,264	2.1	38,823	18,486	2.1	85	116	0.7	10,321	8,847	1.2	256	83	3.1
11	Bhola RWH	Daulat Khan	26,900	13,212	2.0	19,705	8,617	2.3	10	23	0.4	5,300	3,707	1.4	144	16	9.0
12	Bhola RWH	Hizla	22,800	9,819	2.3	13,582	6,444	2.1	57	20	2.9	2,256	2,182	1.0	354	39	9.1
13	Bhola RWH	Lalmohan	38,800	19,002	2.0	29,595	14,422	2.1	95	61	1.6	9,200	6,956	1.3	72	56	1.3
14	Bhola RWH	Manpura	15,452	4,560	3.4	6,708	2,570	2.6	60	9	6.7	2,585	1,824	1.4	94	33	2.8
15	Bhola RWH	Mehendiganj	36,500	17,625	2.1	20,020	12,718	1.6	55	28	2.0	6,862	4,138	1.7	216	40	5.4
16	Bhola RWH	Muladi	16,240	9,527	1.7	4,170	7,594	0.5	28	19	1.5	1,593	1,901	0.8	288	17	16.9
17	Bhola RWH	Tazumuddin	24,200	9,248	2.6	12,760	5,230	2.4	20	19	1.1	3,300	3,455	1.0	216	26	8.3
18	Bogra RWH	Adamdighi	28,100	14,027	2.0	22,185	8,614	2.6	34	26	1.3	1,800	550	3.3	0	66	0.0
19	Bogra RWH	Akkelpur	36,000	5,801	6.2	26,320	6,512	4.0	61	10	6.1	6	535	0.0	0	65	0.0
20	Bogra RWH	Atrai	22,900	16,705	1.4	13,805	16,053	0.9	127	12	10.6	293	552	0.5	72	59	1.2
21	Bogra RWH	Badalgachhi	22,500	16,440	1.4	8,940	13,876	0.6	140	13	10.8	1,574	1,732	0.9	144	45	3.2
22	Bogra RWH	Bogra Sadar	78,500	85,459	0.9	30,240	22,032	1.4	90	104	0.9	3,671	3,862	1.0	233	308	0.8
23	Bogra RWH	Dhamoirhat	19,284	8,417	2.3	128,708	10,538	12.2	237	13	18.2	1,236	1,155	1.1	360	27	13.3
24	Bogra RWH	Dhunat	36,100	28,059	1.3	21,650	21,033	1.0	12	28	0.4	3,691	2,189	1.7	288	82	3.5
25	Bogra RWH	Dhupchanchia	38,100	7,452	5.1	13,185	8,509	1.5	40	12	3.3	1,982	874	2.3	144	87	1.7

SL	Warehouse Name	Upazila Name	Condom			Shukhi			IUD			Injectables			Implant		
			CBL	AMD	MOS	CBL	AMD	MOS	CBL	AMD	MOS	CBL	AMD	MOS	CBL	AMD	MOS
26	Bogra RWH	Gabtali	79,700	32,179	2.5	27,525	20,475	1.3	66	14	4.7	2,065	2,401	0.9	0	119	0.0
27	Bogra RWH	Ghoraghat	18,200	6,541	2.8	13,635	7,696	1.8	50	24	2.1	582	455	1.3	144	32	4.5
28	Bogra RWH	Hakimpur	19,495	8,444	2.3	8,911	5,984	1.5	18	14	1.3	444	423	1.0	360	36	10.0
29	Bogra RWH	Joypurhat Sadar	33,900	24,904	1.4	22,290	15,464	1.4	70	80	0.9	1,500	1,567	1.0	166	130	1.3
30	Bogra RWH	Kahaloo	31,700	15,847	2.0	17,265	11,824	1.5	48	31	1.5	1,392	912	1.5	0	111	0.0
31	Bogra RWH	Kalai	23,400	7,746	3.0	268,065	9,182	29.2	59	11	5.4	611	581	1.1	144	34	4.2
32	Bogra RWH	Khetlal	30,800	7,622	4.0	23,940	5,414	4.4	58	13	4.5	217	289	0.8	144	50	2.9
33	Bogra RWH	Mahadebpur	20,600	16,883	1.2	21,660	20,227	1.1	44	30	1.5	653	1,008	0.6	144	121	1.2
34	Bogra RWH	Manda	15,500	21,644	0.7	27,360	34,115	0.8	115	77	1.5	1,030	1,906	0.5	298	63	4.7
35	Bogra RWH	Nandigram	15,100	9,654	1.6	9,945	15,084	0.7	93	8	11.6	501	356	1.4	72	31	2.3
36	Bogra RWH	Naogaon Sadar	23,100	39,238	0.6	24,145	22,584	1.1	67	51	1.3	2,103	1,541	1.4	0	79	0.0
37	Bogra RWH	Niamatpur	23,000	11,894	1.9	16,425	14,851	1.1	115	17	6.8	174	976	0.2	288	46	6.3
38	Bogra RWH	Panchbibi	19,260	15,078	1.3	13,140	9,347	1.4	50	27	1.9	1,156	633	1.8	240	111	2.2
39	Bogra RWH	Patnitala	20,126	8,715	2.3	68,342	9,446	7.2	42	18	2.3	927	519	1.8	288	78	3.7
40	Bogra RWH	Porsha	24,216	12,481	1.9	24,645	11,268	2.2	38	10	3.8	1,074	533	2.0	72	15	4.8
41	Bogra RWH	Raninagar	16,800	15,338	1.1	21,060	13,131	1.6	150	11	13.6	1,343	588	2.3	288	52	5.5
42	Bogra RWH	Sapahar	27,500	9,472	2.9	25,635	11,485	2.2	36	5	7.2	1,724	981	1.8	144	44	3.3
43	Bogra RWH	Sariakandi	15,744	12,967	1.2	11,115	9,125	1.2	140	25	5.6	1,225	1,384	0.9	0	110	0.0
44	Bogra RWH	Shajahanpur	50,400	42,551	1.2	13,230	18,057	0.7	0	30	0.0	535	1,166	0.5	0	104	0.0
45	Bogra RWH	Sherpur	38,600	29,470	1.3	541	21,137	0.0	30	18	1.7	2,605	1,541	1.7	0	105	0.0
46	Bogra RWH	Shibganj	60,000	30,295	2.0	47,550	26,480	1.8	70	23	3.0	2,500	3,833	0.7	0	81	0.0
47	Bogra RWH	Sonatola	22,400	20,659	1.1	24,090	19,925	1.2	80	35	2.3	1,050	1,238	0.8	0	93	0.0
48	Chittagong RWH	Anowara	19,300	15,022	1.3	48,900	12,605	3.9	34	29	1.2	1,020	935	1.1	150	56	2.7
49	Chittagong RWH	Banshkhali	54,100	25,321	2.1	36,150	17,296	2.1	17	31	0.5	3,392	2,308	1.5	102	58	1.8
50	Chittagong RWH	Boalkhali	26,100	9,263	2.8	24,549	12,180	2.0	12	31	0.4	1,136	580	2.0	72	44	1.6

SL	Warehouse Name	Upazila Name	Condom			Shukhi			IUD			Injectables			Implant		
			CBL	AMD	MOS	CBL	AMD	MOS	CBL	AMD	MOS	CBL	AMD	MOS	CBL	AMD	MOS
51	Chittagong RWH	Chakaria	39,600	21,474	1.8	34,560	17,141	2.0	50	68	0.7	5,727	3,674	1.6	112	152	0.7
52	Chittagong RWH	Chandanaish	23,100	11,806	2.0	22,065	10,340	2.1	50	36	1.4	1,650	887	1.9	220	58	3.8
53	Chittagong RWH	Cox's Bazar Sadar	58,300	29,441	2.0	36,465	18,303	2.0	72	64	1.1	6,995	3,043	2.3	319	119	2.7
54	Chittagong RWH	Dighinala	27,300	11,393	2.4	18,780	8,361	2.2	32	7	4.6	1,155	1,075	1.1	100	19	5.3
55	Chittagong RWH	Double Mooring	131,100	69,066	1.9	35,535	17,093	2.1	120	140	0.9	7,255	5,360	1.4	702	257	2.7
56	Chittagong RWH	Fatikchhari	60,700	31,451	1.9	40,885	20,286	2.0	58	49	1.2	3,024	2,868	1.1	200	120	1.7
57	Chittagong RWH	Hathazari	80,100	39,196	2.0	37,860	19,581	1.9	4	36	0.1	1,314	1,384	0.9	200	57	3.5
58	Chittagong RWH	Khagrachhari Sadar	18,800	7,958	2.4	13,065	6,759	1.9	100	51	2.0	1,143	890	1.3	110	39	2.8
59	Chittagong RWH	Kutubdia	6,500	4,811	1.4	5,325	5,045	1.1	29	16	1.8	3,255	1,412	2.3	228	71	3.2
60	Chittagong RWH	Lakshmichhari	8,300	2,017	4.1	5,400	2,713	2.0	34	9	3.8	480	88	5.5	20	6	3.3
61	Chittagong RWH	Lohagara	51,400	10,069	5.1	21,630	9,255	2.3	27	24	1.1	1,563	1,450	1.1	100	34	2.9
62	Chittagong RWH	Mahalchhari	15,200	4,351	3.5	10,080	4,450	2.3	22	6	3.7	851	413	2.1	100	10	10.0
63	Chittagong RWH	Maheshkhali	18,100	9,053	2.0	44,100	17,607	2.5	142	52	2.7	2,150	2,526	0.9	200	75	2.7
64	Chittagong RWH	Manikchhari	10,900	1,652	6.6	5,565	1,908	2.9	40	4	10.0	377	571	0.7	50	12	4.2
65	Chittagong RWH	Matiranga	24,400	9,626	2.5	17,490	7,230	2.4	25	31	0.8	1,479	1,000	1.5	100	23	4.3
66	Chittagong RWH	Mirsharai	43,499	18,034	2.4	34,980	16,243	2.2	40	61	0.7	4,098	2,486	1.6	100	51	2.0
67	Chittagong RWH	Panchhari	10,600	4,453	2.4	10,680	5,623	1.9	35	3	11.7	575	316	1.8	50	16	3.1
68	Chittagong RWH	Panchlaish	94,599	57,010	1.7	20,630	12,454	1.7	265	137	1.9	3,951	4,119	1.0	416	185	2.2
69	Chittagong RWH	Patiya	50,200	25,201	2.0	42,015	21,435	2.0	65	125	0.5	2,910	2,378	1.2	310	129	2.4
70	Chittagong RWH	Pekua	13,000	5,396	2.4	13,125	6,636	2.0	16	10	1.6	1,701	1,659	1.0	50	74	0.7
71	Chittagong RWH	Ramgarh	12,050	3,479	3.5	8,169	3,930	2.1	27	6	4.5	364	268	1.4	72	19	3.8
72	Chittagong RWH	Ramu	30,200	13,136	2.3	25,320	12,905	2.0	43	22	2.0	4,943	3,131	1.6	250	62	4.0
73	Chittagong RWH	Rangunia	57,400	28,640	2.0	28,095	14,818	1.9	45	64	0.7	1,366	1,777	0.8	100	80	1.3
74	Chittagong RWH	Raozan	86,092	27,680	3.1	33,020	15,562	2.1	32	78	0.4	2,259	1,194	1.9	150	52	2.9
75	Chittagong RWH	Sandwip	42,766	10,378	4.1	49,890	11,957	4.2	159	42	3.8	4,739	2,070	2.3	216	58	3.7

SL	Warehouse Name	Upazila Name	Condom			Shukhi			IUD			Injectables			Implant		
			CBL	AMD	MOS	CBL	AMD	MOS	CBL	AMD	MOS	CBL	AMD	MOS	CBL	AMD	MOS
76	Chittagong RWH	Satkania	29,300	12,083	2.4	24,407	11,474	2.1	51	39	1.3	2,356	1,191	2.0	100	90	1.1
77	Chittagong RWH	Sitakunda	59,900	27,623	2.2	32,915	16,400	2.0	111	75	1.5	2,539	1,924	1.3	272	69	3.9
78	Chittagong RWH	Teknaf	26,400	30,940	0.9	27,267	18,699	1.5	39	38	1.0	1,512	4,279	0.4	668	70	9.5
79	Chittagong RWH	Ukhia	21,100	6,680	3.2	10,170	5,994	1.7	70	20	3.5	2,545	905	2.8	400	56	7.1
80	Comilla RWH	Akhaura	76,000	11,975	6.3	40,380	7,440	5.4	170	15	11.3	241	902	0.3	110	23	4.8
81	Comilla RWH	Ashuganj	22,700	16,005	1.4	17,880	7,143	2.5	170	27	6.3	437	1,196	0.4	386	30	12.9
82	Comilla RWH	Banchhampur	165,700	21,960	7.5	76,440	10,742	7.1	168	56	3.0	1,034	2,630	0.4	150	44	3.4
83	Comilla RWH	Barura	27,500	35,892	0.8	90,135	21,706	4.2	11	77	0.1	164	3,057	0.1	50	94	0.5
84	Comilla RWH	Bijoyagar	49,200	20,917	2.4	26,985	10,698	2.5	6	13	0.5	688	1,741	0.4	8	37	0.2
85	Comilla RWH	Brahman Para	20,200	12,173	1.7	21,840	9,462	2.3	59	39	1.5	318	1,056	0.3	150	27	5.6
86	Comilla RWH	Brahmanbaria Sadar	87,800	53,249	1.6	69,495	15,669	4.4	235	82	2.9	1,098	3,279	0.3	200	107	1.9
87	Comilla RWH	Burichang	68,500	38,050	1.8	28,935	22,577	1.3	105	105	1.0	791	2,210	0.4	272	82	3.3
88	Comilla RWH	Chandina	132,289	26,588	5.0	112,280	12,571	8.9	103	58	1.8	1,960	2,434	0.8	0	21	0.0
89	Comilla RWH	Chandpur Sadar	31,600	18,293	1.7	45,120	14,996	3.0	89	83	1.1	416	2,573	0.2	200	81	2.5
90	Comilla RWH	Chauddagam	87,900	23,257	3.8	73,635	21,203	3.5	426	66	6.5	374	4,058	0.1	100	75	1.3
91	Comilla RWH	Comilla Adarsha Sadar	89,800	55,737	1.6	51,420	19,165	2.7	69	120	0.6	2,403	3,554	0.7	353	133	2.7
92	Comilla RWH	Comilla Sadar Dakshin	56,900	25,465	2.2	34,105	19,414	1.8	104	85	1.2	2,041	2,797	0.7	242	52	4.7
93	Comilla RWH	Daudkandi	90,200	25,701	3.5	64,010	12,839	5.0	10	108	0.1	1,981	2,211	0.9	0	39	0.0
94	Comilla RWH	Debidwar	141,100	25,640	5.5	70,800	21,345	3.3	138	134	1.0	168	2,826	0.1	100	86	1.2
95	Comilla RWH	Faridganj	95,700	21,232	4.5	66,990	12,024	5.6	313	30	10.4	3,300	2,848	1.2	200	75	2.7
96	Comilla RWH	Haim Char	15,300	3,499	4.4	23,850	5,120	4.7	93	5	18.6	3,010	763	3.9	75	11	6.8
97	Comilla RWH	Hajiganj	69,600	11,417	6.1	104,005	10,123	10.3	441	23	19.2	2,256	2,124	1.1	250	45	5.6
98	Comilla RWH	Homna	30,600	23,715	1.3	46,590	8,224	5.7	55	40	1.4	2,064	1,467	1.4	50	20	2.5
99	Comilla RWH	Kachua	163,600	23,190	7.1	97,485	14,744	6.6	241	39	6.2	41	3,490	0.0	100	55	1.8
100	Comilla RWH	Kasba	65,400	41,719	1.6	76,140	17,034	4.5	289	22	13.1	834	1,446	0.6	100	52	1.9

SL	Warehouse Name	Upazila Name	Condom			Shukhi			IUD			Injectables			Implant		
			CBL	AMD	MOS	CBL	AMD	MOS	CBL	AMD	MOS	CBL	AMD	MOS	CBL	AMD	MOS
101	Comilla RWH	Laksam	24,049	18,373	1.3	35,582	9,203	3.9	67	66	1.0	2,057	1,988	1.0	100	41	2.4
102	Comilla RWH	Manoharganj	85,300	14,908	5.7	42,480	8,312	5.1	81	32	2.5	2,039	1,354	1.5	100	36	2.8
103	Comilla RWH	Matlab Dakshin	67,500	16,508	4.1	42,777	7,511	5.7	305	22	13.9	2,195	2,460	0.9	324	44	7.4
104	Comilla RWH	Matlab Uttar	64,900	17,899	3.6	57,735	13,250	4.4	245	37	6.6	4,719	2,025	2.3	300	73	4.1
105	Comilla RWH	Meghna	39,100	6,389	6.1	31,810	4,615	6.9	45	16	2.8	2,124	966	2.2	110	16	6.9
106	Comilla RWH	Muradnagar	265,800	55,548	4.8	49,845	26,253	1.9	75	68	1.1	0	3,420	0.0	243	71	3.4
107	Comilla RWH	Nabinagar	248,100	48,906	5.1	97,560	16,321	6.0	476	21	22.7	4,552	2,852	1.6	400	81	4.9
108	Comilla RWH	Nangalkot	700	28,713	0.0	34,815	11,015	3.2	67	70	1.0	2,029	2,309	0.9	100	80	1.3
109	Comilla RWH	Nasirnagar	77,900	19,902	3.9	42,225	12,720	3.3	75	19	3.9	1,271	1,428	0.9	172	55	3.1
110	Comilla RWH	Sarail	60,300	25,425	2.4	94,710	10,140	9.3	120	31	3.9	43	1,684	0.0	100	70	1.4
111	Comilla RWH	Shahrasti	14,700	4,355	3.4	30,030	7,030	4.3	135	18	7.5	639	2,183	0.3	80	48	1.7
112	Comilla RWH	Titas	56,800	11,375	5.0	50,398	4,669	10.8	91	29	3.1	2,100	1,142	1.8	122	20	6.1
113	Dhaka CWH	Araihazar	79,400	15,118	5.3	50,726	21,976	2.3	180	43	4.2	3,370	2,624	1.3	300	88	3.4
114	Dhaka CWH	Bandar	97,500	51,819	1.9	38,990	18,983	2.1	17	58	0.3	66	2,610	0.0	90	84	1.1
115	Dhaka CWH	Belabo	29,900	13,862	2.2	25,200	12,209	2.1	54	19	2.8	2,722	1,370	2.0	200	57	3.5
116	Dhaka CWH	Daulatpur	26,900	13,115	2.1	24,600	10,996	2.2	16	18	0.9	2,114	981	2.2	200	53	3.8
117	Dhaka CWH	Dhamrai	60,000	29,986	2.0	53,418	24,800	2.2	5	106	0.0	3,129	1,808	1.7	0	63	0.0
118	Dhaka CWH	Dohar	48,852	13,108	3.7	22,878	8,404	2.7	248	19	13.1	110	662	0.2	300	42	7.1
119	Dhaka CWH	Gazaria	23,100	6,895	3.4	17,125	6,210	2.8	120	10	12.0	218	584	0.4	60	17	3.5
120	Dhaka CWH	Gazipur Sadar	113,200	89,328	1.3	52,875	39,539	1.3	94	128	0.7	2,996	3,474	0.9	0	167	0.0
121	Dhaka CWH	Ghior	54,900	23,435	2.3	63,550	11,092	5.7	52	23	2.3	2,463	1,069	2.3	200	45	4.4
122	Dhaka CWH	Harirampur	46,300	14,305	3.2	55,560	6,243	8.9	96	13	7.4	878	760	1.2	300	35	8.6
123	Dhaka CWH	Kaliakair	45,200	20,082	2.3	40,620	19,086	2.1	2	27	0.1	615	636	1.0	150	57	2.6
124	Dhaka CWH	Kaliganj	84,600	40,100	2.1	40,110	19,356	2.1	72	51	1.4	1,349	1,370	1.0	244	32	7.6
125	Dhaka CWH	Kapasia	133,200	22,619	5.9	57,830	18,094	3.2	58	23	2.5	1,994	961	2.1	100	61	1.6

SL	Warehouse Name	Upazila Name	Condom			Shukhi			IUD			Injectables			Implant		
			CBL	AMD	MOS	CBL	AMD	MOS	CBL	AMD	MOS	CBL	AMD	MOS	CBL	AMD	MOS
126	Dhaka CWH	Keraniganj	140,258	53,179	2.6	73,639	33,316	2.2	300	161	1.9	6,124	4,916	1.2	800	173	4.6
127	Dhaka CWH	Lohajang	50,100	20,779	2.4	23,805	11,164	2.1	0	20	0.0	1,200	1,052	1.1	350	70	5.0
128	Dhaka CWH	Manikganj Sadar	92,500	42,193	2.2	40,605	16,339	2.5	109	43	2.5	4,574	2,400	1.9	300	103	2.9
129	Dhaka CWH	Manohardi	63,900	29,157	2.2	326,068	15,160	21.5	9	69	0.1	3,086	2,612	1.2	200	16	12.5
130	Dhaka CWH	Mirpur	5,220	205,154	0.0	103,500	54,055	1.9	27	401	0.1	7,072	12,750	0.6	470	339	1.4
131	Dhaka CWH	Munshiganj Sadar	96,700	29,176	3.3	57,450	17,292	3.3	45	36	1.3	3,155	1,952	1.6	0	110	0.0
132	Dhaka CWH	Narayanganj Sadar	239,800	146,990	1.6	91,530	60,851	1.5	129	187	0.7	14,127	9,545	1.5	230	261	0.9
133	Dhaka CWH	Narsingdi Sadar	176,935	94,471	1.9	149,209	66,789	2.2	49	92	0.5	2,012	9,961	0.2	1,134	127	8.9
134	Dhaka CWH	Nawabganj	66,900	22,313	3.0	29,391	12,997	2.3	3	22	0.1	1,120	895	1.3	0	90	0.0
135	Dhaka CWH	Palash	27,400	10,707	2.6	24,555	11,449	2.1	0	19	0.0	2,022	1,251	1.6	300	31	9.7
136	Dhaka CWH	Roypura	144,500	65,385	2.2	41,640	21,079	2.0	243	84	2.9	5,101	4,708	1.1	779	22	35.4
137	Dhaka CWH	Rupganj	101,977	37,716	2.7	70,390	34,085	2.1	11	51	0.2	1,189	3,563	0.3	0	102	0.0
138	Dhaka CWH	Saturia	17,600	9,683	1.8	16,980	8,380	2.0	6	27	0.2	1,704	793	2.1	200	41	4.9
139	Dhaka CWH	Savar	117,000	82,585	1.4	110,280	38,813	2.8	47	84	0.6	3,891	3,839	1.0	200	82	2.4
140	Dhaka CWH	Serajdikhan	54,700	29,121	1.9	40,660	20,847	2.0	39	54	0.7	2,716	1,833	1.5	500	31	16.1
141	Dhaka CWH	Shibalaya	35,036	16,638	2.1	42,688	7,822	5.5	12	21	0.6	2,332	1,267	1.8	264	42	6.3
142	Dhaka CWH	Shibpur	38,300	32,574	1.2	33,345	22,194	1.5	8	80	0.1	3,714	3,321	1.1	0	106	0.0
143	Dhaka CWH	Singair	63,000	26,142	2.4	65,635	14,451	4.5	129	20	6.5	2,180	998	2.2	0	64	0.0
144	Dhaka CWH	Sonargaon	74,700	28,689	2.6	49,725	23,983	2.1	84	45	1.9	3,452	3,175	1.1	100	87	1.1
145	Dhaka CWH	Sreenagar	85,880	44,993	1.9	334,405	24,350	13.7	18	38	0.5	2,185	1,891	1.2	200	40	5.0
146	Dhaka CWH	Sreepur	99,200	47,711	2.1	84,057	30,692	2.7	20	46	0.4	2,103	2,611	0.8	0	63	0.0
147	Dhaka CWH	Tejgaon	0	275,324	0.0	136,900	182,070	0.8	34	489	0.1	16,710	22,997	0.7	10	522	0.0
148	Dhaka CWH	Tongi	128,300	53,762	2.4	39,315	16,189	2.4	75	109	0.7	1,955	1,800	1.1	477	167	2.9
149	Dhaka CWH	Tongibari	71,000	13,861	5.1	59,220	9,621	6.2	65	13	5.0	1,339	523	2.6	200	34	5.9
150	Dinajpur RWH	Atwari	23,700	7,949	3.0	37,562	11,390	3.3	42	19	2.2	2,286	1,105	2.1	0	44	0.0

SL	Warehouse Name	Upazila Name	Condom			Shukhi			IUD			Injectables			Implant		
			CBL	AMD	MOS	CBL	AMD	MOS	CBL	AMD	MOS	CBL	AMD	MOS	CBL	AMD	MOS
151	Dinajpur RWH	Baliadangi	16,100	4,393	3.7	46,215	11,393	4.1	114	5	22.8	3,598	2,605	1.4	0	39	0.0
152	Dinajpur RWH	Biral	27,300	12,627	2.2	43,845	16,710	2.6	63	23	2.7	2,243	1,453	1.5	300	75	4.0
153	Dinajpur RWH	Birampur	19,200	6,398	3.0	54,555	7,487	7.3	38	14	2.7	1,092	364	3.0	72	54	1.3
154	Dinajpur RWH	Birganj	22,500	9,484	2.4	61,410	22,864	2.7	125	43	2.9	2,163	1,826	1.2	0	162	0.0
155	Dinajpur RWH	Bochaganj	18,300	6,521	2.8	30,942	13,476	2.3	48	37	1.3	1,210	837	1.4	200	88	2.3
156	Dinajpur RWH	Boda	23,500	10,086	2.3	38,535	22,102	1.7	57	23	2.5	3,315	2,504	1.3	0	139	0.0
157	Dinajpur RWH	Chirirbandar	16,700	7,122	2.3	37,050	15,253	2.4	42	27	1.6	2,530	1,169	2.2	300	89	3.4
158	Dinajpur RWH	Debiganj	32,500	12,877	2.5	57,570	28,160	2.0	88	52	1.7	4,941	3,593	1.4	0	66	0.0
159	Dinajpur RWH	Dinajpur Sadar	71,500	36,256	2.0	62,730	24,245	2.6	164	66	2.5	8,960	4,307	2.1	30	496	0.1
160	Dinajpur RWH	Fulbari	20,100	4,475	4.5	60,840	7,406	8.2	49	28	1.8	575	307	1.9	10	53	0.2
161	Dinajpur RWH	Haripur	23,700	4,888	4.8	40,620	9,066	4.5	49	7	7.0	2,099	1,402	1.5	0	23	0.0
162	Dinajpur RWH	Kaharole	11,300	3,307	3.4	48,369	8,597	5.6	27	27	1.0	1,435	742	1.9	0	95	0.0
163	Dinajpur RWH	Khansama	12,400	5,381	2.3	33,015	14,246	2.3	26	21	1.2	2,037	1,288	1.6	238	91	2.6
164	Dinajpur RWH	Nawabganj	25,400	10,660	2.4	64,680	15,023	4.3	39	19	2.1	3,056	1,277	2.4	0	48	0.0
165	Dinajpur RWH	Panchagarh Sadar	33,100	11,162	3.0	40,590	18,571	2.2	53	36	1.5	4,120	2,607	1.6	0	81	0.0
166	Dinajpur RWH	Parbatipur	59,900	22,574	2.7	80,033	23,285	3.4	269	47	5.7	5,660	2,689	2.1	160	111	1.4
167	Dinajpur RWH	Pirganj	18,100	6,420	2.8	18,930	16,196	1.2	35	21	1.7	2,379	1,883	1.3	300	87	3.4
168	Dinajpur RWH	Ranisankail	13,600	5,222	2.6	28,320	15,661	1.8	44	12	3.7	2,165	1,423	1.5	0	66	0.0
169	Dinajpur RWH	Tentulia	23,400	7,796	3.0	28,752	11,908	2.4	40	25	1.6	1,145	653	1.8	200	52	3.8
170	Dinajpur RWH	Thakurgaon Sadar	50,100	20,276	2.5	86,760	32,221	2.7	90	62	1.5	9,170	5,836	1.6	0	218	0.0
171	Faridpur RWH	Agailjhara	20,710	9,563	2.2	24,202	9,871	2.5	115	16	7.2	557	664	0.8	316	42	7.5
172	Faridpur RWH	Alfadanga	44,920	21,093	2.1	16,809	6,796	2.5	138	20	6.9	0	735	0.0	72	57	1.3
173	Faridpur RWH	Babuganj	13,700	5,229	2.6	17,970	7,613	2.4	86	37	2.3	865	719	1.2	0	56	0.0
174	Faridpur RWH	Baliakandi	45,300	25,279	1.8	29,970	14,963	2.0	66	46	1.4	926	1,301	0.7	0	63	0.0
175	Faridpur RWH	Banari Para	16,700	6,547	2.6	21,962	8,621	2.5	40	20	2.0	1,131	593	1.9	72	75	1.0

SL	Warehouse Name	Upazila Name	Condom			Shukhi			IUD			Injectables			Implant		
			CBL	AMD	MOS	CBL	AMD	MOS	CBL	AMD	MOS	CBL	AMD	MOS	CBL	AMD	MOS
176	Faridpur RWH	Barisal Sadar (kotwali)	66,100	39,284	1.7	44,325	23,063	1.9	140	60	2.3	3,138	3,484	0.9	190	95	2.0
177	Faridpur RWH	Bhanga	49,200	23,795	2.1	33,745	15,755	2.1	50	50	1.0	68	872	0.1	144	51	2.8
178	Faridpur RWH	Bhedarganj	32,900	14,683	2.2	21,975	9,774	2.2	53	33	1.6	213	1,814	0.1	144	37	3.9
179	Faridpur RWH	Boalmari	96,400	32,449	3.0	53,020	15,730	3.4	27	19	1.4	693	1,576	0.4	0	77	0.0
180	Faridpur RWH	Char Bhadrasan	20,300	9,599	2.1	9,894	2,825	3.5	70	6	11.7	57	233	0.2	0	28	0.0
181	Faridpur RWH	Damudya	20,500	7,530	2.7	12,535	5,177	2.4	39	15	2.6	3	543	0.0	72	21	3.4
182	Faridpur RWH	Faridpur Sadar	121,900	57,428	2.1	45,615	21,990	2.1	100	60	1.7	3,972	3,062	1.3	144	203	0.7
183	Faridpur RWH	Gaurnadi	20,300	9,138	2.2	24,885	10,561	2.4	50	25	2.0	1,235	1,116	1.1	92	39	2.4
184	Faridpur RWH	Goalanda	68,200	31,406	2.2	13,650	6,793	2.0	169	9	18.8	1,621	1,706	1.0	0	68	0.0
185	Faridpur RWH	Gopalganj Sadar	79,636	36,383	2.2	36,727	17,674	2.1	92	67	1.4	1,697	1,180	1.4	288	43	6.7
186	Faridpur RWH	Gosairhat	36,400	14,181	2.6	22,910	9,509	2.4	93	52	1.8	255	1,019	0.3	72	15	4.8
187	Faridpur RWH	Jhalokati Sadar	28,200	11,464	2.5	24,240	9,587	2.5	64	18	3.6	1,006	899	1.1	0	78	0.0
188	Faridpur RWH	Kalkini	46,200	12,357	3.7	34,020	13,829	2.5	191	25	7.6	2,123	1,349	1.6	100	109	0.9
189	Faridpur RWH	Kashiani	69,500	30,761	2.3	38,045	18,717	2.0	108	21	5.1	769	1,438	0.5	144	20	7.2
190	Faridpur RWH	Kotalipara	24,100	10,942	2.2	35,310	16,196	2.2	48	8	6.0	804	847	0.9	50	50	1.0
191	Faridpur RWH	Madaripur Sadar	44,000	20,566	2.1	52,110	23,212	2.2	225	102	2.2	7,866	3,825	2.1	244	120	2.0
192	Faridpur RWH	Madhukhali	36,800	15,395	2.4	39,060	15,732	2.5	55	42	1.3	1,669	1,415	1.2	72	62	1.2
193	Faridpur RWH	Muksudpur	58,300	30,698	1.9	60,502	26,971	2.2	19	40	0.5	1,330	2,018	0.7	0	67	0.0
194	Faridpur RWH	Nagarkanda	40,100	21,218	1.9	24,940	12,186	2.0	50	23	2.2	51	619	0.1	0	35	0.0
195	Faridpur RWH	Naria	39,700	8,558	4.6	29,720	11,954	2.5	33	22	1.5	598	948	0.6	0	35	0.0
196	Faridpur RWH	Nesarabad (swarupkati)	21,500	9,765	2.2	24,930	11,970	2.1	37	34	1.1	1,285	974	1.3	72	41	1.8
197	Faridpur RWH	Pangsha	79,200	38,599	2.1	46,985	24,865	1.9	36	37	1.0	3,627	2,734	1.3	388	122	3.2
198	Faridpur RWH	Rajbari Sadar	70,500	32,709	2.2	34,935	16,263	2.1	150	132	1.1	2,537	2,592	1.0	72	202	0.4
199	Faridpur RWH	Rajoir	44,200	17,423	2.5	37,440	15,870	2.4	195	18	10.8	2,130	1,452	1.5	0	60	0.0
200	Faridpur RWH	Sadarpur	38,100	16,636	2.3	24,191	8,218	2.9	104	14	7.4	103	697	0.1	72	55	1.3

SL	Warehouse Name	Upazila Name	Condom			Shukhi			IUD			Injectables			Implant		
			CBL	AMD	MOS	CBL	AMD	MOS	CBL	AMD	MOS	CBL	AMD	MOS	CBL	AMD	MOS
201	Faridpur RWH	Saltha	24,400	11,725	2.1	21,795	8,638	2.5	45	51	0.9	380	594	0.6	0	41	0.0
202	Faridpur RWH	Shariatpur Sadar	35,000	14,190	2.5	20,606	9,019	2.3	58	41	1.4	39	1,054	0.0	22	40	0.6
203	Faridpur RWH	Shib Char	72,000	34,761	2.1	58,320	27,552	2.1	100	47	2.1	800	2,736	0.3	72	66	1.1
204	Faridpur RWH	Tungipara	45,900	13,660	3.4	20,955	11,425	1.8	48	6	8.0	623	645	1.0	0	19	0.0
205	Faridpur RWH	Wazirpur	46,600	14,993	3.1	34,665	16,066	2.2	71	16	4.4	1,400	1,036	1.4	216	78	2.8
206	Faridpur RWH	Zanjira	35,600	15,610	2.3	25,995	9,845	2.6	32	27	1.2	635	889	0.7	0	35	0.0
207	Jamalpur RWH	Bakshiganj	34,200	18,583	1.8	31,680	12,543	2.5	75	24	3.1	1,022	771	1.3	344	82	4.2
208	Jamalpur RWH	Char Rajibpur	82,800	33,063	2.5	24,690	7,217	3.4	75	4	18.8	1,482	1,302	1.1	150	24	6.3
209	Jamalpur RWH	Dewanganj	61,900	28,058	2.2	35,780	16,418	2.2	27	30	0.9	4,134	3,274	1.3	332	96	3.5
210	Jamalpur RWH	Islampur	78,600	40,023	2.0	51,949	25,000	2.1	92	72	1.3	4,270	2,213	1.9	304	104	2.9
211	Jamalpur RWH	Jamalpur Sadar	90,400	58,547	1.5	75,673	44,040	1.7	163	97	1.7	6,046	5,364	1.1	144	139	1.0
212	Jamalpur RWH	Jhenaigati	29,400	15,061	2.0	33,555	16,732	2.0	25	16	1.6	940	1,350	0.7	144	51	2.8
213	Jamalpur RWH	Madarganj	61,500	21,768	2.8	35,205	16,093	2.2	80	55	1.5	1,600	1,098	1.5	216	78	2.8
214	Jamalpur RWH	Melandaha	49,600	27,994	1.8	135,720	21,112	6.4	0	42	0.0	2,550	2,795	0.9	200	45	4.4
215	Jamalpur RWH	Nakla	82,700	10,493	7.9	37,790	11,926	3.2	49	17	2.9	1,391	1,418	1.0	66	101	0.7
216	Jamalpur RWH	Nalitabari	50,600	21,662	2.3	42,585	19,414	2.2	81	9	9.0	2,402	1,389	1.7	372	96	3.9
217	Jamalpur RWH	Raumari	82,200	31,926	2.6	28,890	12,740	2.3	26	22	1.2	2,794	2,456	1.1	248	35	7.1
218	Jamalpur RWH	Sarishabari	62,100	31,276	2.0	47,045	22,984	2.0	90	63	1.4	3,344	1,916	1.7	300	58	5.2
219	Jamalpur RWH	Sherpur Sadar	73,900	50,911	1.5	73,695	37,019	2.0	132	74	1.8	9,200	8,553	1.1	118	126	0.9
220	Jamalpur RWH	Sreebardi	67,300	18,745	3.6	54,675	16,704	3.3	120	9	13.3	2,184	1,688	1.3	544	66	8.2
221	Jessore RWH	Abhaynagar	42,200	21,868	1.9	24,720	11,096	2.2	10	37	0.3	2,215	2,703	0.8	0	67	0.0
222	Jessore RWH	Bagher Para	74,400	31,170	2.4	30,220	14,939	2.0	95	53	1.8	2,262	1,801	1.3	144	78	1.8
223	Jessore RWH	Chaugachha	48,400	21,259	2.3	29,070	12,322	2.4	179	13	13.8	5,430	1,559	3.5	0	53	0.0
224	Jessore RWH	Harinakunda	14,500	7,503	1.9	14,005	15,207	0.9	95	20	4.8	1,860	1,059	1.8	72	81	0.9
225	Jessore RWH	Jessore Sadar	114,500	88,406	1.3	57,645	51,860	1.1	125	92	1.4	9,675	8,344	1.2	178	145	1.2

SL	Warehouse Name	Upazila Name	Condom			Shukhi			IUD			Injectables			Implant		
			CBL	AMD	MOS	CBL	AMD	MOS	CBL	AMD	MOS	CBL	AMD	MOS	CBL	AMD	MOS
226	Jessore RWH	Jhenaidah Sadar	67,900	32,701	2.1	42,470	23,367	1.8	139	86	1.6	6,365	3,546	1.8	396	105	3.8
227	Jessore RWH	Jhikargachha	41,500	19,624	2.1	24,135	12,337	2.0	150	32	4.7	2,400	2,639	0.9	10	59	0.2
228	Jessore RWH	Kalia	87,000	17,310	5.0	33,325	10,834	3.1	65	11	5.9	1,525	665	2.3	216	16	13.5
229	Jessore RWH	Kaliganj	45,600	21,487	2.1	32,280	16,856	1.9	100	16	6.3	2,331	1,426	1.6	144	27	5.3
230	Jessore RWH	Keshabpur	43,000	14,612	2.9	31,230	10,895	2.9	261	14	18.6	3,800	2,356	1.6	288	69	4.2
231	Jessore RWH	Kotchandpur	16,000	5,998	2.7	12,060	5,149	2.3	95	9	10.6	2,150	936	2.3	72	22	3.3
232	Jessore RWH	Lohagara	126,900	20,423	6.2	63,060	11,379	5.5	180	33	5.5	4,900	1,448	3.4	360	44	8.2
233	Jessore RWH	Magura Sadar	65,900	27,655	2.4	47,356	29,579	1.6	245	34	7.2	4,634	2,917	1.6	216	75	2.9
234	Jessore RWH	Maheshpur	44,800	25,165	1.8	27,860	15,466	1.8	60	39	1.5	5,100	3,422	1.5	0	60	0.0
235	Jessore RWH	Manirampur	70,600	33,704	2.1	64,215	22,012	2.9	240	102	2.4	4,930	5,964	0.8	216	73	3.0
236	Jessore RWH	Mohammadpur	16,100	5,962	2.7	20,535	9,426	2.2	240	11	21.8	702	827	0.8	0	61	0.0
237	Jessore RWH	Narail Sadar	68,400	32,008	2.1	44,614	20,318	2.2	334	15	22.3	4,289	1,969	2.2	72	49	1.5
238	Jessore RWH	Shailkupa	64,500	29,025	2.2	53,910	24,385	2.2	138	42	3.3	3,588	1,768	2.0	0	129	0.0
239	Jessore RWH	Shalikha	34,500	5,427	6.4	17,430	7,917	2.2	36	16	2.3	989	605	1.6	72	31	2.3
240	Jessore RWH	Sharsha	71,900	32,542	2.2	35,955	16,704	2.2	101	41	2.5	4,932	3,603	1.4	432	62	7.0
241	Jessore RWH	Sreepur	16,500	10,665	1.5	12,270	10,216	1.2	40	8	5.0	312	799	0.4	0	45	0.0
242	Khulna RWH	Assasuni	41,800	16,383	2.6	44,910	20,831	2.2	46	13	3.5	2,366	1,405	1.7	144	34	4.2
243	Khulna RWH	Bagerhat Sadar	52,900	28,513	1.9	68,115	19,122	3.6	64	56	1.1	3,290	2,021	1.6	0	72	0.0
244	Khulna RWH	Batiaghata	40,200	17,665	2.3	29,595	15,591	1.9	83	16	5.2	1,730	884	2.0	216	32	6.8
245	Khulna RWH	Bhandaria	27,100	11,829	2.3	19,170	6,906	2.8	146	15	9.7	1,558	1,018	1.5	144	28	5.1
246	Khulna RWH	Chitalmari	36,900	19,487	1.9	16,200	11,070	1.5	125	3	41.7	2,187	1,169	1.9	72	21	3.4
247	Khulna RWH	Dacope	50,000	7,728	6.5	34,755	10,515	3.3	120	7	17.1	1,228	681	1.8	0	52	0.0
248	Khulna RWH	Daulatpur	135,600	82,085	1.7	39,810	18,592	2.1	100	48	2.1	4,800	5,300	0.9	72	114	0.6
249	Khulna RWH	Debhata	28,600	10,800	2.6	20,055	7,299	2.7	69	4	17.3	740	534	1.4	0	18	0.0
250	Khulna RWH	Dumuria	66,400	27,836	2.4	47,965	18,562	2.6	120	48	2.5	3,493	2,223	1.6	144	119	1.2

SL	Warehouse Name	Upazila Name	Condom			Shukhi			IUD			Injectables			Implant		
			CBL	AMD	MOS	CBL	AMD	MOS	CBL	AMD	MOS	CBL	AMD	MOS	CBL	AMD	MOS
251	Khulna RWH	Fakirhat	28,600	11,232	2.5	24,765	7,927	3.1	88	11	8.0	981	681	1.4	0	28	0.0
252	Khulna RWH	Kachua	26,300	11,412	2.3	15,285	7,654	2.0	95	11	8.6	1,486	682	2.2	42	15	2.8
253	Khulna RWH	Kalaroa	51,000	24,846	2.1	34,680	9,740	3.6	74	8	9.3	1,649	1,634	1.0	10	29	0.3
254	Khulna RWH	Kaliganj	45,800	23,747	1.9	42,390	19,896	2.1	62	9	6.9	1,570	1,489	1.1	0	60	0.0
255	Khulna RWH	Kanthalia	15,900	6,876	2.3	12,570	5,105	2.5	58	8	7.3	396	705	0.6	14	20	0.7
256	Khulna RWH	Kawkhali	15,900	4,236	3.8	11,780	3,801	3.1	15	26	0.6	555	392	1.4	72	14	5.1
257	Khulna RWH	Khulna Sadar	208,600	122,810	1.7	76,126	38,207	2.0	147	127	1.2	7,571	3,805	2.0	496	121	4.1
258	Khulna RWH	Koyra	29,400	12,762	2.3	39,585	18,404	2.2	61	17	3.6	1,053	539	2.0	0	42	0.0
259	Khulna RWH	Mathbaria	37,500	14,736	2.5	44,175	16,967	2.6	95	46	2.1	2,014	1,718	1.2	144	38	3.8
260	Khulna RWH	Mollahat	36,100	10,974	3.3	27,045	10,828	2.5	59	9	6.6	1,521	494	3.1	0	10	0.0
261	Khulna RWH	Mongla	48,100	25,512	1.9	27,855	12,675	2.2	85	25	3.4	3,400	1,437	2.4	30	19	1.6
262	Khulna RWH	Morrelganj	128,100	24,127	5.3	58,635	24,726	2.4	54	46	1.2	4,224	2,016	2.1	96	23	4.2
263	Khulna RWH	Nazirpur	28,200	15,379	1.8	21,825	12,012	1.8	70	16	4.4	1,925	1,280	1.5	72	28	2.6
264	Khulna RWH	Paikgachha	40,400	12,153	3.3	64,800	18,761	3.5	90	19	4.7	2,325	1,133	2.1	0	70	0.0
265	Khulna RWH	Phultala	39,200	20,171	1.9	15,075	7,445	2.0	64	73	0.9	1,460	1,025	1.4	0	41	0.0
266	Khulna RWH	Pirojpur Sadar	28,900	11,523	2.5	26,865	8,856	3.0	49	53	0.9	2,481	1,025	2.4	72	57	1.3
267	Khulna RWH	Rajapur	23,300	8,557	2.7	16,485	4,997	3.3	95	7	13.6	714	607	1.2	72	13	5.5
268	Khulna RWH	Rampal	71,400	15,698	4.5	44,770	10,093	4.4	57	16	3.6	1,556	489	3.2	144	22	6.5
269	Khulna RWH	Rupsa	31,600	14,324	2.2	22,080	8,913	2.5	115	42	2.7	1,788	506	3.5	144	46	3.1
270	Khulna RWH	Sarankhola	36,000	14,309	2.5	23,325	12,185	1.9	136	9	15.1	1,383	1,531	0.9	72	15	4.8
271	Khulna RWH	Satkhira Sadar	114,400	58,373	2.0	36,910	22,621	1.6	133	30	4.4	6,146	4,068	1.5	0	59	0.0
272	Khulna RWH	Shyamnagar	60,300	20,531	2.9	60,000	23,926	2.5	26	16	1.6	1,609	1,089	1.5	216	71	3.0
273	Khulna RWH	Tala	30,200	17,332	1.7	48,315	18,833	2.6	88	50	1.8	2,405	2,211	1.1	216	62	3.5
274	Khulna RWH	Terokhada	61,300	17,857	3.4	38,085	9,471	4.0	33	12	2.8	1,621	376	4.3	72	23	3.1
275	Khulna RWH	Zianagar	14,400	4,188	3.4	12,010	4,345	2.8	32	33	1.0	999	607	1.6	72	13	5.5

SL	Warehouse Name	Upazila Name	Condom			Shukhi			IUD			Injectables			Implant		
			CBL	AMD	MOS	CBL	AMD	MOS	CBL	AMD	MOS	CBL	AMD	MOS	CBL	AMD	MOS
276	Kushtia RWH	Alamdanga	38,300	19,316	2.0	29,025	17,427	1.7	70	21	3.3	3,500	2,994	1.2	72	73	1.0
277	Kushtia RWH	Bheramara	35,400	21,938	1.6	15,450	9,889	1.6	17	8	2.1	3,068	1,713	1.8	25	17	1.5
278	Kushtia RWH	Chuadanga Sadar	58,000	34,927	1.7	26,370	14,675	1.8	120	44	2.7	2,673	3,753	0.7	72	58	1.2
279	Kushtia RWH	Damurhuda	36,000	17,787	2.0	21,315	12,048	1.8	57	23	2.5	1,180	3,169	0.4	72	43	1.7
280	Kushtia RWH	Daulatpur	53,900	36,984	1.5	33,465	20,862	1.6	36	10	3.6	2,038	3,759	0.5	72	24	3.0
281	Kushtia RWH	Gangni	36,500	31,215	1.2	29,955	17,256	1.7	60	18	3.3	1,630	5,286	0.3	0	44	0.0
282	Kushtia RWH	Jiban Nagar	31,200	15,662	2.0	18,255	10,713	1.7	43	28	1.5	1,740	1,978	0.9	0	61	0.0
283	Kushtia RWH	Khoksa	31,200	14,698	2.1	15,310	7,592	2.0	12	4	3.0	1,177	480	2.5	30	16	1.9
284	Kushtia RWH	Kumarkhali	38,280	32,058	1.2	30,442	14,711	2.1	39	18	2.2	3,079	2,701	1.1	72	39	1.8
285	Kushtia RWH	Kushtia Sadar	44,200	49,645	0.9	36,945	27,999	1.3	119	45	2.6	1,829	4,990	0.4	59	149	0.4
286	Kushtia RWH	Meherpur Sadar	52,100	30,535	1.7	18,870	11,762	1.6	66	29	2.3	2,455	3,101	0.8	25	49	0.5
287	Kushtia RWH	Mirpur	52,100	28,066	1.9	35,025	17,130	2.0	34	10	3.4	2,649	2,406	1.1	21	23	0.9
288	Kushtia RWH	Mujib Nagar	18,200	8,543	2.1	6,885	3,292	2.1	40	3	13.3	944	1,343	0.7	25	18	1.4
289	Mymensingh RWH	Atpara	23,600	6,861	3.4	23,140	9,488	2.4	28	6	4.7	1,100	695	1.6	1	66	0.0
290	Mymensingh RWH	Austagram	17,100	15,629	1.1	17,232	9,937	1.7	50	25	2.0	1,440	1,195	1.2	134	22	6.1
291	Mymensingh RWH	Bajitpur	33,400	17,817	1.9	29,310	15,286	1.9	70	12	5.8	1,284	825	1.6	216	37	5.8
292	Mymensingh RWH	Barhatta	20,700	13,550	1.5	21,285	10,396	2.0	20	9	2.2	961	1,396	0.7	2	55	0.0
293	Mymensingh RWH	Bhairab	34,000	35,449	1.0	30,285	22,239	1.4	100	26	3.8	1,089	1,866	0.6	0	82	0.0
294	Mymensingh RWH	Bhaluka	42,600	30,820	1.4	43,185	32,960	1.3	51	73	0.7	2,470	1,766	1.4	388	78	5.0
295	Mymensingh RWH	Dharampasha	18,300	20,383	0.9	24,315	17,563	1.4	30	9	3.3	1,500	1,710	0.9	0	80	0.0
296	Mymensingh RWH	Dhobaura	47,400	20,422	2.3	33,315	15,454	2.2	70	7	10.0	1,300	1,399	0.9	64	63	1.0
297	Mymensingh RWH	Durgapur	24,600	19,626	1.3	27,064	16,540	1.6	24	18	1.3	2,768	1,893	1.5	102	62	1.6
298	Mymensingh RWH	Fulbaria	33,800	21,815	1.5	56,625	40,386	1.4	60	33	1.8	1,538	1,412	1.1	0	27	0.0
299	Mymensingh RWH	Gaffargaon	48,140	52,027	0.9	45,316	36,891	1.2	90	10	9.0	2,365	2,190	1.1	216	38	5.7
300	Mymensingh RWH	Gauripur	51,600	20,750	2.5	58,200	22,355	2.6	121	42	2.9	2,161	1,758	1.2	144	59	2.4

SL	Warehouse Name	Upazila Name	Condom			Shukhi			IUD			Injectables			Implant		
			CBL	AMD	MOS	CBL	AMD	MOS	CBL	AMD	MOS	CBL	AMD	MOS	CBL	AMD	MOS
301	Mymensingh RWH	Haluaghat	47,500	20,775	2.3	55,695	27,507	2.0	186	15	12.4	1,224	1,881	0.7	64	93	0.7
302	Mymensingh RWH	Hossainpur	25,500	15,068	1.7	23,190	17,653	1.3	86	18	4.8	1,975	1,349	1.5	144	54	2.7
303	Mymensingh RWH	Ishwarganj	29,000	18,740	1.5	50,620	44,459	1.1	38	7	5.4	1,000	1,715	0.6	460	52	8.8
304	Mymensingh RWH	Itna	14,800	18,520	0.8	22,680	17,669	1.3	34	15	2.3	1,081	694	1.6	144	43	3.3
305	Mymensingh RWH	Kalmakanda	21,400	25,122	0.9	24,615	22,402	1.1	58	6	9.7	1,275	1,231	1.0	72	67	1.1
306	Mymensingh RWH	Karimganj	17,400	18,383	0.9	31,470	19,948	1.6	83	26	3.2	1,664	1,252	1.3	288	104	2.8
307	Mymensingh RWH	Katiadi	18,700	33,630	0.6	27,473	19,089	1.4	75	35	2.1	2,023	2,066	1.0	22	60	0.4
308	Mymensingh RWH	Kendua	45,600	15,745	2.9	57,915	23,750	2.4	182	26	7.0	1,253	1,211	1.0	18	71	0.3
309	Mymensingh RWH	Khaliajuri	13,000	5,450	2.4	15,180	4,805	3.2	8	5	1.6	1,252	499	2.5	216	48	4.5
310	Mymensingh RWH	Kishoreganj Sadar	20,700	42,411	0.5	43,680	30,124	1.5	163	73	2.2	1,463	2,429	0.6	288	92	3.1
311	Mymensingh RWH	Kuliar Char	17,400	16,869	1.0	20,635	14,121	1.5	75	17	4.4	1,514	1,169	1.3	144	53	2.7
312	Mymensingh RWH	Madan	22,260	11,864	1.9	26,567	13,340	2.0	9	5	1.8	1,322	680	1.9	72	45	1.6
313	Mymensingh RWH	Mithamain	23,800	11,210	2.1	12,705	7,899	1.6	57	13	4.4	875	242	3.6	144	23	6.3
314	Mymensingh RWH	Mohanganj	21,800	10,059	2.2	32,090	16,487	1.9	70	25	2.8	1,939	883	2.2	0	100	0.0
315	Mymensingh RWH	Muktagachha	46,512	27,491	1.7	55,675	39,412	1.4	34	5	6.8	1,185	2,007	0.6	0	72	0.0
316	Mymensingh RWH	Mymensingh Sadar	92,800	75,130	1.2	77,685	52,936	1.5	293	166	1.8	2,114	3,674	0.6	72	373	0.2
317	Mymensingh RWH	Nandail	30,900	14,129	2.2	58,215	50,668	1.1	88	40	2.2	895	2,304	0.4	320	25	12.8
318	Mymensingh RWH	Netrakona Sadar	50,260	25,118	2.0	34,305	23,653	1.5	139	6	23.2	3,201	2,486	1.3	144	77	1.9
319	Mymensingh RWH	Nikli	16,800	17,496	1.0	12,105	9,415	1.3	59	11	5.4	728	801	0.9	0	33	0.0
320	Mymensingh RWH	Pakundia	7,000	21,446	0.3	24,420	17,704	1.4	99	22	4.5	1,466	1,344	1.1	288	48	6.0
321	Mymensingh RWH	Phulpur	26,700	26,863	1.0	51,955	46,575	1.1	153	62	2.5	27	1,996	0.0	311	157	2.0
322	Mymensingh RWH	Purbadhala	29,300	17,708	1.7	36,105	23,725	1.5	62	10	6.2	2,114	2,088	1.0	288	99	2.9
323	Mymensingh RWH	Tarail	19,350	21,009	0.9	23,655	13,139	1.8	61	19	3.2	1,643	822	2.0	0	37	0.0
324	Mymensingh RWH	Trishal	57,500	30,390	1.9	64,680	41,477	1.6	135	28	4.8	1,077	1,908	0.6	320	67	4.8
325	Noakhali RWH	Begumganj	28,600	28,115	1.0	13,095	14,847	0.9	0	95	0.0	0	2,098	0.0	0	91	0.0

SL	Warehouse Name	Upazila Name	Condom			Shukhi			IUD			Injectables			Implant		
			CBL	AMD	MOS	CBL	AMD	MOS	CBL	AMD	MOS	CBL	AMD	MOS	CBL	AMD	MOS
326	Noakhali RWH	Chatkhil	44,669	4,878	9.2	30,498	4,709	6.5	2	22	0.1	1,122	862	1.3	0	29	0.0
327	Noakhali RWH	Chhagalnaiya	78,200	10,109	7.7	42,900	8,237	5.2	0	19	0.0	2,397	1,189	2.0	300	22	13.6
328	Noakhali RWH	Companiganj	24,200	14,683	1.6	15,756	8,229	1.9	0	27	0.0	252	1,503	0.2	100	24	4.2
329	Noakhali RWH	Daganbhuiyan	28,000	17,913	1.6	16,725	7,880	2.1	8	29	0.3	1,670	1,161	1.4	190	38	5.0
330	Noakhali RWH	Feni Sadar	41,100	60,002	0.7	22,719	23,627	1.0	3	190	0.0	3,293	4,125	0.8	291	147	2.0
331	Noakhali RWH	Fulgazi	25,200	11,611	2.2	24,135	5,861	4.1	10	14	0.7	1,564	735	2.1	300	15	20.0
332	Noakhali RWH	Hatiya	20,400	20,698	1.0	17,625	15,549	1.1	69	32	2.2	2,020	2,700	0.7	100	186	0.5
333	Noakhali RWH	Kabirhat	23,299	13,861	1.7	13,602	7,877	1.7	25	26	1.0	35	1,501	0.0	10	78	0.1
334	Noakhali RWH	Kamalnagar	16,400	16,339	1.0	123,279	7,036	17.5	0	22	0.0	2,099	2,722	0.8	0	99	0.0
335	Noakhali RWH	Lakshmipur Sadar	24,200	20,589	1.2	20,814	17,773	1.2	0	98	0.0	96	4,924	0.0	44	141	0.3
336	Noakhali RWH	Noakhali Sadar	9,573	40,711	0.2	8,931	16,429	0.5	12	70	0.2	749	3,875	0.2	45	103	0.4
337	Noakhali RWH	Parshuram	38,000	16,160	2.4	49,139	5,435	9.0	3	13	0.2	1,323	859	1.5	220	24	9.2
338	Noakhali RWH	Ramganj	7,800	9,162	0.9	9,845	5,783	1.7	6	28	0.2	1,206	1,621	0.7	50	51	1.0
339	Noakhali RWH	Ramgati	25,857	9,728	2.7	195,403	8,088	24.2	89	19	4.7	2,062	3,143	0.7	50	46	1.1
340	Noakhali RWH	Roypur	47,100	4,684	10.1	151,830	9,241	16.4	0	42	0.0	240	1,657	0.1	100	59	1.7
341	Noakhali RWH	Senbagh	15,100	15,657	1.0	86,445	9,816	8.8	59	24	2.5	1,223	1,311	0.9	100	52	1.9
342	Noakhali RWH	Sonagazi	38,000	18,044	2.1	253,155	10,318	24.5	0	27	0.0	25	2,387	0.0	10	43	0.2
343	Noakhali RWH	Sonaimuri	16,700	9,282	1.8	116,400	6,869	16.9	1	15	0.1	2,283	1,582	1.4	55	61	0.9
344	Noakhali RWH	Subarnachar	26,300	22,108	1.2	20,600	9,343	2.2	85	8	10.6	735	1,618	0.5	0	35	0.0
345	Pabna RWH	Atgharia	21,500	10,273	2.1	24,180	10,046	2.4	30	12	2.5	311	490	0.6	0	43	0.0
346	Pabna RWH	Belkuchi	42,660	51,136	0.8	33,320	26,791	1.2	0	38	0.0	182	2,077	0.1	0	48	0.0
347	Pabna RWH	Bera	26,200	12,603	2.1	31,215	13,713	2.3	25	66	0.4	1,180	1,328	0.9	20	43	0.5
348	Pabna RWH	Bhangura	18,700	9,201	2.0	29,810	7,551	3.9	23	22	1.0	424	219	1.9	0	19	0.0
349	Pabna RWH	Chatmohar	54,000	32,432	1.7	52,365	25,834	2.0	45	38	1.2	967	1,090	0.9	0	52	0.0
350	Pabna RWH	Faridpur	17,400	7,552	2.3	17,070	5,305	3.2	50	22	2.3	59	1,111	0.1	0	29	0.0

SL	Warehouse Name	Upazila Name	Condom			Shukhi			IUD			Injectables			Implant		
			CBL	AMD	MOS	CBL	AMD	MOS	CBL	AMD	MOS	CBL	AMD	MOS	CBL	AMD	MOS
351	Pabna RWH	Ishwardi	69,710	35,608	2.0	39,321	18,495	2.1	34	40	0.9	2,711	2,135	1.3	100	73	1.4
352	Pabna RWH	Kamarkhanda	17,600	9,309	1.9	17,515	8,488	2.1	60	23	2.6	1,200	1,087	1.1	0	32	0.0
353	Pabna RWH	Kazipur	68,580	37,630	1.8	34,410	16,970	2.0	0	57	0.0	1,850	2,528	0.7	200	56	3.6
354	Pabna RWH	Pabna Sadar	33,372	89,330	0.4	78,225	64,223	1.2	15	158	0.1	1,890	9,063	0.2	95	100	1.0
355	Pabna RWH	Royganj	52,800	25,748	2.1	43,920	22,312	2.0	15	52	0.3	2,500	2,787	0.9	0	47	0.0
356	Pabna RWH	Santhia	61,800	31,076	2.0	58,935	27,613	2.1	67	34	2.0	3,000	4,208	0.7	0	60	0.0
357	Pabna RWH	Shahjadpur	125,000	63,737	2.0	66,840	33,090	2.0	66	173	0.4	5,947	8,442	0.7	0	104	0.0
358	Pabna RWH	Sirajganj Sadar	75,100	47,543	1.6	52,230	26,471	2.0	40	77	0.5	4,700	4,084	1.2	100	116	0.9
359	Pabna RWH	Sujanagar	43,000	18,941	2.3	30,690	14,820	2.1	43	78	0.6	343	2,564	0.1	0	52	0.0
360	Pabna RWH	Tarash	40,000	16,068	2.5	49,440	16,699	3.0	0	45	0.0	564	988	0.6	0	42	0.0
361	Pabna RWH	Ullah Para	80,800	82,029	1.0	86,970	44,909	1.9	100	131	0.8	5,400	4,971	1.1	60	56	1.1
362	Patuakhali RWH	Amtali	22,300	10,460	2.1	32,235	18,168	1.8	66	13	5.1	2,010	1,837	1.1	100	135	0.7
363	Patuakhali RWH	Bakerganj	44,400	18,991	2.3	31,545	15,504	2.0	91	31	2.9	2,943	2,164	1.4	230	79	2.9
364	Patuakhali RWH	Bamna	9,900	2,390	4.1	7,320	3,970	1.8	80	10	8.0	275	202	1.4	100	53	1.9
365	Patuakhali RWH	Barguna Sadar	17,400	10,842	1.6	26,085	14,061	1.9	200	48	4.2	4,598	3,937	1.2	300	109	2.8
366	Patuakhali RWH	Bauphal	21,600	12,208	1.8	36,300	18,540	2.0	50	44	1.1	2,370	2,504	0.9	300	44	6.8
367	Patuakhali RWH	Betagi	13,800	4,343	3.2	3,870	5,858	0.7	40	24	1.7	385	864	0.4	200	18	11.1
368	Patuakhali RWH	Dashmina	8,100	3,317	2.4	12,165	5,178	2.3	36	7	5.1	916	906	1.0	200	33	6.1
369	Patuakhali RWH	Dumki	12,000	3,581	3.4	7,785	3,241	2.4	62	8	7.8	405	461	0.9	200	16	12.5
370	Patuakhali RWH	Galachipa	40,800	8,481	4.8	43,494	20,863	2.1	53	11	4.8	4,895	3,663	1.3	50	56	0.9
371	Patuakhali RWH	Kalapara	22,000	11,533	1.9	31,845	15,523	2.1	77	39	2.0	1,934	3,697	0.5	100	72	1.4
372	Patuakhali RWH	Mirzaganj	20,800	7,656	2.7	13,915	7,141	1.9	22	13	1.7	646	621	1.0	200	42	4.8
373	Patuakhali RWH	Nalchity	16,100	7,014	2.3	14,100	6,961	2.0	57	17	3.4	1,300	1,493	0.9	150	41	3.7
374	Patuakhali RWH	Patharghata	14,100	5,335	2.6	13,755	7,007	2.0	83	20	4.2	1,257	1,386	0.9	200	45	4.4
375	Patuakhali RWH	Patuakhali Sadar	47,300	18,420	2.6	27,240	13,528	2.0	135	71	1.9	4,040	3,745	1.1	250	88	2.8

SL	Warehouse Name	Upazila Name	Condom			Shukhi			IUD			Injectables			Implant		
			CBL	AMD	MOS	CBL	AMD	MOS	CBL	AMD	MOS	CBL	AMD	MOS	CBL	AMD	MOS
376	Rajshahi RWH	Bagatipara	31,700	15,213	2.1	164,685	7,451	22.1	52	6	8.7	1,280	438	2.9	0	66	0.0
377	Rajshahi RWH	Bagha	60,300	28,410	2.1	21,735	10,014	2.2	63	11	5.7	3,162	1,607	2.0	0	82	0.0
378	Rajshahi RWH	Baghmara	94,000	39,850	2.4	85,395	28,302	3.0	118	61	1.9	5,070	2,358	2.2	550	62	8.9
379	Rajshahi RWH	Baraigram	108,200	31,293	3.5	62,130	18,374	3.4	145	42	3.5	7,802	2,411	3.2	0	77	0.0
380	Rajshahi RWH	Bholahat	22,800	7,390	3.1	13,530	5,129	2.6	34	5	6.8	1,750	627	2.8	50	18	2.8
381	Rajshahi RWH	Boalia	176,500	153,596	1.1	20,430	11,980	1.7	91	65	1.4	1,426	3,266	0.4	0	88	0.0
382	Rajshahi RWH	Chapai Nababganj Sadar	81,100	46,742	1.7	37,700	20,134	1.9	125	58	2.2	8,070	3,845	2.1	0	48	0.0
383	Rajshahi RWH	Charghat	44,600	21,099	2.1	155,400	13,772	11.3	57	13	4.4	1,844	865	2.1	0	102	0.0
384	Rajshahi RWH	Durgapur	34,200	19,424	1.8	102,030	9,705	10.5	69	8	8.6	1,265	646	2.0	0	23	0.0
385	Rajshahi RWH	Godagari	79,300	36,899	2.1	168,030	18,025	9.3	71	24	3.0	6,144	2,876	2.1	0	44	0.0
386	Rajshahi RWH	Gomastapur	52,500	24,196	2.2	31,560	14,737	2.1	35	15	2.3	2,894	1,208	2.4	50	43	1.2
387	Rajshahi RWH	Gurudaspur	40,342	32,183	1.3	34,619	18,664	1.9	38	16	2.4	187	1,513	0.1	0	63	0.0
388	Rajshahi RWH	Lalpur	57,400	24,628	2.3	178,140	18,093	9.8	94	19	4.9	4,361	1,745	2.5	0	99	0.0
389	Rajshahi RWH	Mohanpur	24,800	21,192	1.2	58,980	12,877	4.6	58	8	7.3	4,933	2,068	2.4	0	43	0.0
390	Rajshahi RWH	Nachole	29,200	10,105	2.9	13,740	6,020	2.3	62	3	20.7	2,400	1,083	2.2	0	20	0.0
391	Rajshahi RWH	Natore Sadar	92,191	45,563	2.0	50,766	20,185	2.5	250	100	2.5	4,053	1,638	2.5	40	102	0.4
392	Rajshahi RWH	Paba	94,370	48,175	2.0	31,794	16,307	1.9	129	7	18.4	7,405	3,794	2.0	0	51	0.0
393	Rajshahi RWH	Puthia	61,600	27,168	2.3	27,795	13,567	2.0	56	13	4.3	2,882	1,361	2.1	0	40	0.0
394	Rajshahi RWH	Shibganj	77,100	39,280	2.0	48,435	24,387	2.0	110	25	4.4	5,829	2,495	2.3	0	52	0.0
395	Rajshahi RWH	Singra	55,246	41,994	1.3	101,845	26,937	3.8	105	35	3.0	3,101	2,512	1.2	5	117	0.0
396	Rajshahi RWH	Tanore	29,200	15,856	1.8	75,135	14,145	5.3	59	20	3.0	2,218	1,169	1.9	0	145	0.0
397	Rangamati RWH	Baghaichhari	17,100	11,936	1.4	5,580	7,498	0.7	16	10	1.6	2,099	451	4.7	55	12	4.6
398	Rangamati RWH	Barkal	4,100	5,170	0.8	9,405	3,275	2.9	55	3	18.3	884	399	2.2	0	0	0.0
399	Rangamati RWH	Belai Chhari	41,864	2,384	17.6	9,995	2,484	4.0	74	2	37.0	529	125	4.2	0	6	0.0
400	Rangamati RWH	Jurai Chhari	28,900	2,533	11.4	16,800	1,949	8.6	25	2	12.5	1,473	131	11.2	10	11	0.9

SL	Warehouse Name	Upazila Name	Condom			Shukhi			IUD			Injectables			Implant		
			CBL	AMD	MOS	CBL	AMD	MOS	CBL	AMD	MOS	CBL	AMD	MOS	CBL	AMD	MOS
401	Rangamati RWH	Kaptai	18,900	5,956	3.2	13,380	2,776	4.8	28	2	14.0	1,507	417	3.6	114	47	2.4
402	Rangamati RWH	Kawkhali (betbunia)	17,400	5,160	3.4	5,460	3,417	1.6	75	7	10.7	530	665	0.8	27	21	1.3
403	Rangamati RWH	Langadu	24,200	11,337	2.1	4,305	6,421	0.7	169	9	18.8	1,383	428	3.2	71	36	2.0
404	Rangamati RWH	Naniarchar	16,500	5,710	2.9	9,117	4,339	2.1	47	2	23.5	203	247	0.8	31	14	2.2
405	Rangamati RWH	Rajasthali	26,000	1,658	15.7	5,955	1,599	3.7	62	2	31.0	809	91	8.9	32	16	2.0
406	Rangamati RWH	Rangamati Sadar	33,400	8,876	3.8	22,480	6,525	3.4	228	40	5.7	2,639	687	3.8	140	44	3.2
407	Rangpur RWH	Aditmari	38,000	15,322	2.5	33,614	14,298	2.4	123	72	1.7	3,468	2,369	1.5	0	102	0.0
408	Rangpur RWH	Badarganj	81,200	13,838	5.9	171,955	27,077	6.4	60	36	1.7	4,183	2,647	1.6	216	96	2.3
409	Rangpur RWH	Bhurungamari	34,500	30,711	1.1	37,150	27,994	1.3	57	29	2.0	4,057	2,888	1.4	0	49	0.0
410	Rangpur RWH	Chilmari	25,800	10,364	2.5	30,895	15,388	2.0	67	23	2.9	1,867	949	2.0	0	46	0.0
411	Rangpur RWH	Dimla	16,900	6,708	2.5	84,150	22,081	3.8	36	35	1.0	3,610	2,634	1.4	0	63	0.0
412	Rangpur RWH	Domar	20,200	9,362	2.2	74,600	17,370	4.3	73	18	4.1	3,730	2,350	1.6	0	59	0.0
413	Rangpur RWH	Fulchhari	26,600	22,237	1.2	19,590	12,179	1.6	56	29	1.9	537	2,434	0.2	0	25	0.0
414	Rangpur RWH	Gaibandha Sadar	81,000	29,666	2.7	77,040	34,697	2.2	314	138	2.3	7,468	4,875	1.5	0	305	0.0
415	Rangpur RWH	Gangachara	35,800	13,127	2.7	152,235	22,620	6.7	41	46	0.9	5,610	3,787	1.5	0	97	0.0
416	Rangpur RWH	Gobindaganj	156,399	57,969	2.7	100,030	42,031	2.4	64	49	1.3	5,102	4,087	1.2	0	94	0.0
417	Rangpur RWH	Hatibandha	54,300	12,360	4.4	129,705	16,262	8.0	66	35	1.9	2,503	2,335	1.1	0	106	0.0
418	Rangpur RWH	Jaldhaka	31,300	16,043	2.0	53,340	26,908	2.0	68	30	2.3	4,404	3,512	1.3	300	91	3.3
419	Rangpur RWH	Kaliganj	21,800	7,993	2.7	106,665	15,351	6.9	72	45	1.6	3,130	1,869	1.7	0	89	0.0
420	Rangpur RWH	Kaunia	30,700	14,601	2.1	27,315	13,624	2.0	65	31	2.1	3,433	2,640	1.3	0	84	0.0
421	Rangpur RWH	Kishoreganj	18,700	5,245	3.6	34,465	18,144	1.9	113	26	4.3	1,570	1,772	0.9	0	79	0.0
422	Rangpur RWH	Kurigram Sadar	35,000	15,422	2.3	51,958	22,235	2.3	60	59	1.0	4,678	3,515	1.3	0	65	0.0
423	Rangpur RWH	Lalmonirhat Sadar	34,600	13,804	2.5	35,110	18,696	1.9	98	16	6.1	5,215	3,702	1.4	0	83	0.0
424	Rangpur RWH	Mitha Pukur	59,900	28,743	2.1	69,750	34,536	2.0	64	36	1.8	4,815	3,990	1.2	0	141	0.0
425	Rangpur RWH	Nageshwari	27,900	15,089	1.8	72,578	40,621	1.8	79	46	1.7	6,181	4,461	1.4	100	47	2.1

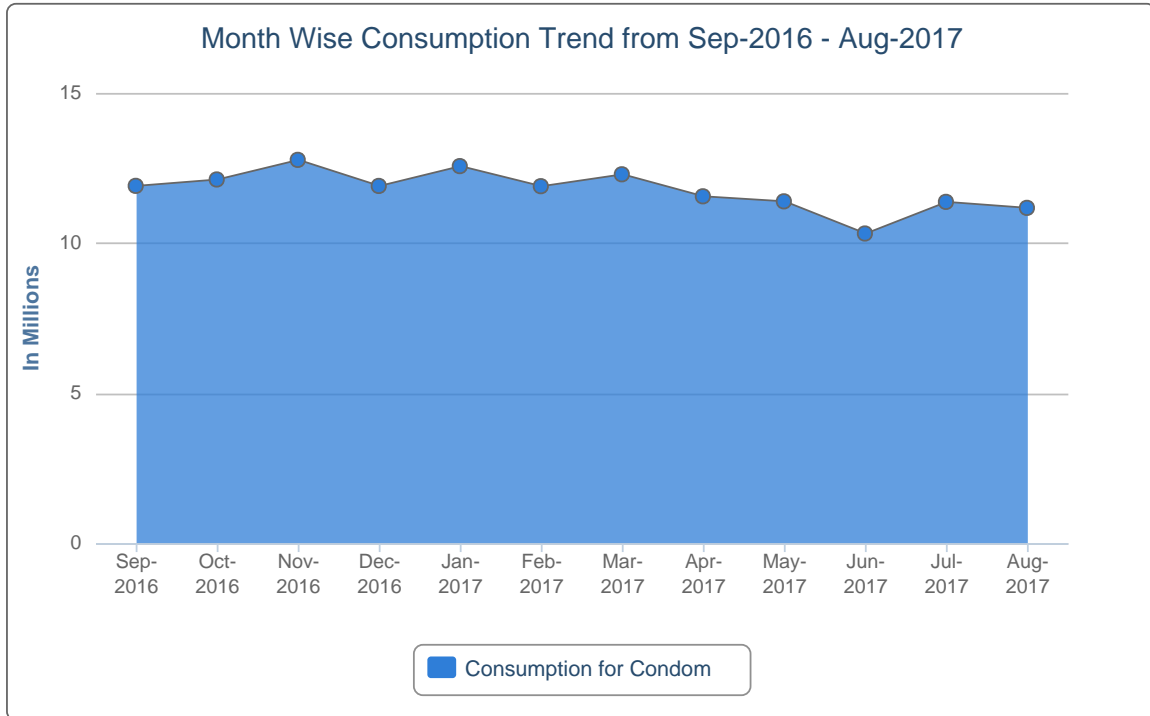
SL	Warehouse Name	Upazila Name	Condom			Shukhi			IUD			Injectables			Implant		
			CBL	AMD	MOS	CBL	AMD	MOS	CBL	AMD	MOS	CBL	AMD	MOS	CBL	AMD	MOS
426	Rangpur RWH	Nilphamari Sadar	29,200	15,410	1.9	72,405	38,151	1.9	163	66	2.5	5,635	3,863	1.5	0	72	0.0
427	Rangpur RWH	Palashbari	17,900	9,821	1.8	40,305	20,339	2.0	44	30	1.5	3,603	2,505	1.4	0	90	0.0
428	Rangpur RWH	Patgram	16,500	7,501	2.2	106,335	14,565	7.3	85	14	6.1	2,985	1,646	1.8	72	79	0.9
429	Rangpur RWH	Phulbari	13,700	5,446	2.5	18,585	14,919	1.2	0	62	0.0	408	2,417	0.2	0	48	0.0
430	Rangpur RWH	Pirgachha	47,400	25,182	1.9	58,161	27,916	2.1	142	101	1.4	4,775	3,557	1.3	0	86	0.0
431	Rangpur RWH	Pirganj	116,000	32,139	3.6	143,820	37,171	3.9	135	87	1.6	6,000	4,107	1.5	0	121	0.0
432	Rangpur RWH	Rajarhat	35,800	16,286	2.2	39,105	18,508	2.1	65	39	1.7	4,196	2,898	1.4	0	50	0.0
433	Rangpur RWH	Rangpur Sadar	74,200	42,890	1.7	70,015	35,265	2.0	182	108	1.7	8,000	5,727	1.4	0	205	0.0
434	Rangpur RWH	Sadullapur	70,200	34,758	2.0	52,175	25,581	2.0	126	84	1.5	5,612	3,659	1.5	0	67	0.0
435	Rangpur RWH	Saghata	32,200	9,978	3.2	48,240	22,302	2.2	81	36	2.3	3,220	1,293	2.5	144	29	5.0
436	Rangpur RWH	Saidpur	73,300	33,445	2.2	34,035	16,097	2.1	72	30	2.4	3,309	1,951	1.7	0	41	0.0
437	Rangpur RWH	Sundarganj	95,800	41,114	2.3	86,216	45,456	1.9	339	133	2.5	7,212	6,061	1.2	0	295	0.0
438	Rangpur RWH	Taraganj	21,400	6,527	3.3	24,592	11,768	2.1	10	16	0.6	1,800	1,148	1.6	0	70	0.0
439	Rangpur RWH	Ulipur	40,500	22,818	1.8	92,685	44,763	2.1	75	43	1.7	6,531	4,060	1.6	100	61	1.6
440	Sylhet RWH	Ajmiriganj	14,300	3,889	3.7	18,510	5,796	3.2	173	2	86.5	223	235	0.9	200	11	18.2
441	Sylhet RWH	Bahubal	17,300	9,785	1.8	13,831	7,441	1.9	139	7	19.9	116	506	0.2	100	23	4.3
442	Sylhet RWH	Balaganj	73,800	45,426	1.6	36,225	14,672	2.5	97	11	8.8	2,194	2,388	0.9	160	54	3.0
443	Sylhet RWH	Baniachong	26,850	14,768	1.8	11,490	15,763	0.7	144	4	36.0	593	918	0.6	4	29	0.1
444	Sylhet RWH	Barlekha	39,900	9,777	4.1	38,430	7,457	5.2	178	13	13.7	1,080	666	1.6	172	39	4.4
445	Sylhet RWH	Beani Bazar	51,062	22,538	2.3	20,808	6,859	3.0	155	12	12.9	1,082	664	1.6	227	18	12.6
446	Sylhet RWH	Bishwambarpur	16,100	6,673	2.4	23,600	7,010	3.4	84	4	21.0	0	656	0.0	76	26	2.9
447	Sylhet RWH	Bishwanath	21,200	9,026	2.3	18,934	3,985	4.8	84	12	7.0	632	439	1.4	32	38	0.8
448	Sylhet RWH	Chhatak	40,800	18,973	2.2	29,485	11,386	2.6	89	55	1.6	783	669	1.2	110	22	5.0
449	Sylhet RWH	Chunarughat	35,330	8,682	4.1	32,865	15,357	2.1	159	7	22.7	672	1,273	0.5	100	47	2.1
450	Sylhet RWH	Companiganj	39,800	18,170	2.2	20,190	8,445	2.4	84	4	21.0	1,004	1,521	0.7	20	56	0.4

SL	Warehouse Name	Upazila Name	Condom			Shukhi			IUD			Injectables			Implant		
			CBL	AMD	MOS	CBL	AMD	MOS	CBL	AMD	MOS	CBL	AMD	MOS	CBL	AMD	MOS
451	Sylhet RWH	Dakshin Sunamganj	27,500	11,377	2.4	25,860	6,725	3.8	159	9	17.7	840	769	1.1	120	15	8.0
452	Sylhet RWH	Dakshin Surma	74,700	46,795	1.6	33,045	14,168	2.3	40	8	5.0	1,262	1,394	0.9	100	15	6.7
453	Sylhet RWH	Derai	66,600	35,457	1.9	32,532	12,560	2.6	75	35	2.1	2,632	930	2.8	231	56	4.1
454	Sylhet RWH	Dowarabazar	26,700	15,045	1.8	26,027	12,404	2.1	82	5	16.4	992	1,134	0.9	162	46	3.5
455	Sylhet RWH	Fenchuganj	18,800	7,774	2.4	13,620	3,478	3.9	69	6	11.5	276	324	0.9	50	13	3.8
456	Sylhet RWH	Golapganj	52,000	38,563	1.3	31,665	9,679	3.3	84	24	3.5	4,238	682	6.2	100	57	1.8
457	Sylhet RWH	Gowainghat	50,100	27,061	1.9	33,135	11,344	2.9	52	21	2.5	946	2,713	0.3	106	44	2.4
458	Sylhet RWH	Habiganj Sadar	42,730	21,439	2.0	29,780	14,569	2.0	49	65	0.8	749	1,616	0.5	14	54	0.3
459	Sylhet RWH	Jagannathpur	29,200	16,410	1.8	27,255	8,134	3.4	114	14	8.1	642	490	1.3	113	32	3.5
460	Sylhet RWH	Jaintiapur	52,269	23,885	2.2	23,193	7,552	3.1	98	14	7.0	619	1,989	0.3	20	43	0.5
461	Sylhet RWH	Jamalganj	37,700	15,067	2.5	25,495	11,488	2.2	144	7	20.6	1,763	1,384	1.3	66	23	2.9
462	Sylhet RWH	Juri	28,900	8,375	3.5	16,670	5,850	2.8	80	22	3.6	100	494	0.2	164	18	9.1
463	Sylhet RWH	Kamalganj	41,600	18,197	2.3	38,775	16,308	2.4	70	34	2.1	1,095	1,426	0.8	72	59	1.2
464	Sylhet RWH	Kanaighat	76,800	41,582	1.8	38,670	14,024	2.8	91	15	6.1	1,098	2,318	0.5	150	32	4.7
465	Sylhet RWH	Kulaura	32,600	11,846	2.8	24,800	10,997	2.3	132	8	16.5	3,520	2,569	1.4	50	25	2.0
466	Sylhet RWH	Lakhai	16,100	6,866	2.3	15,405	7,644	2.0	99	3	33.0	971	385	2.5	19	30	0.6
467	Sylhet RWH	Madhabpur	45,500	17,013	2.7	46,335	19,804	2.3	98	12	8.2	847	965	0.9	188	54	3.5
468	Sylhet RWH	Maulvibazar Sadar	33,500	13,178	2.5	35,125	10,712	3.3	18	44	0.4	1,801	1,055	1.7	150	51	2.9
469	Sylhet RWH	Nabiganj	20,600	9,105	2.3	23,400	12,908	1.8	50	25	2.0	2,100	677	3.1	130	42	3.1
470	Sylhet RWH	Rajnagar	23,080	10,564	2.2	20,335	10,534	1.9	73	20	3.7	1,400	1,552	0.9	72	37	1.9
471	Sylhet RWH	Sreemangal	35,800	19,747	1.8	40,425	15,527	2.6	81	25	3.2	1,689	1,567	1.1	0	84	0.0
472	Sylhet RWH	Sulla	63,300	9,012	7.0	21,015	4,713	4.5	108	4	27.0	701	403	1.7	150	22	6.8
473	Sylhet RWH	Sunamganj Sadar	35,380	16,826	2.1	23,753	10,093	2.4	134	18	7.4	1,462	1,449	1.0	100	59	1.7
474	Sylhet RWH	Sylhet Sadar	179,000	98,384	1.8	108,275	54,694	2.0	253	140	1.8	7,407	9,956	0.7	367	193	1.9
475	Sylhet RWH	Tahirpur	30,700	18,780	1.6	19,620	12,160	1.6	189	6	31.5	784	502	1.6	0	64	0.0

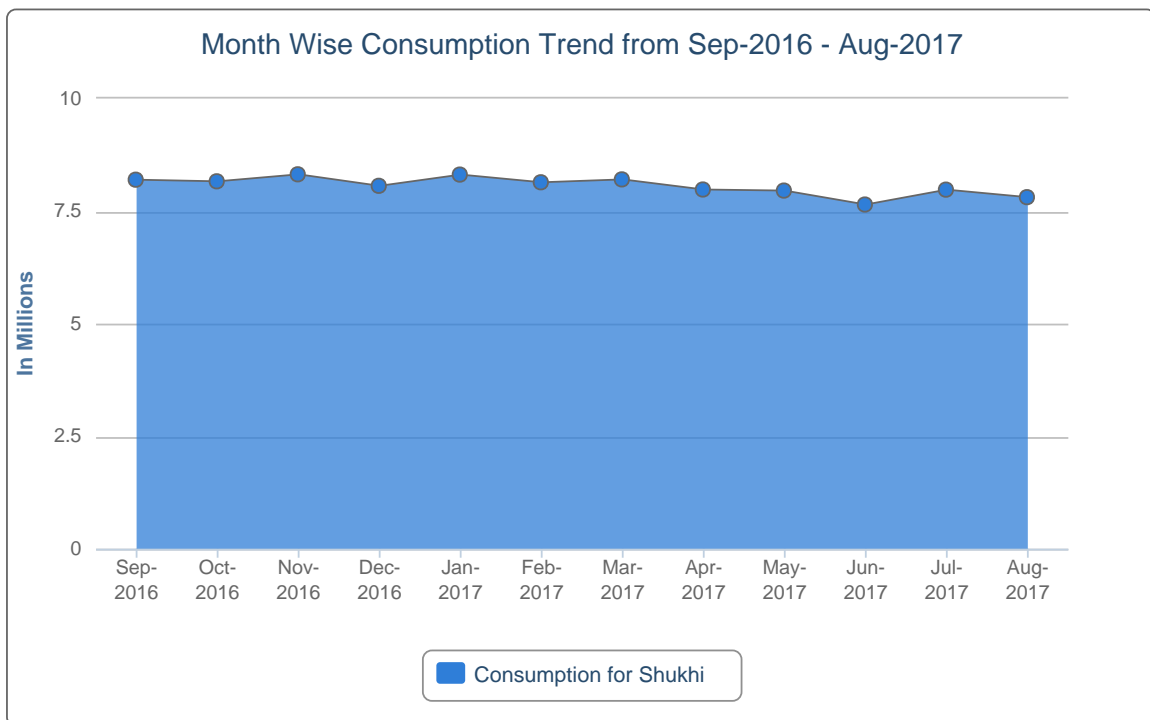
SL	Warehouse Name	Upazila Name	Condom			Shukhi			IUD			Injectables			Implant		
			CBL	AMD	MOS	CBL	AMD	MOS	CBL	AMD	MOS	CBL	AMD	MOS	CBL	AMD	MOS
476	Sylhet RWH	Zakiganj	84,660	49,964	1.7	24,636	12,706	1.9	133	11	12.1	1,671	1,570	1.1	10	75	0.1
477	Tangail RWH	Basail	94,760	25,498	3.7	378,397	14,016	27.0	13	36	0.4	4,781	1,099	4.4	0	89	0.0
478	Tangail RWH	Bhuapur	105,500	25,630	4.1	246,168	19,329	12.7	0	50	0.0	2,138	1,718	1.2	144	95	1.5
479	Tangail RWH	Chauhali	7,046	12,535	0.6	45,892	6,099	7.5	44	14	3.1	5,578	867	6.4	76	26	2.9
480	Tangail RWH	Delduar	148,600	35,927	4.1	248,142	21,038	11.8	110	30	3.7	5,890	1,058	5.6	0	51	0.0
481	Tangail RWH	Ghatail	7,800	56,194	0.1	145,020	42,340	3.4	110	30	3.7	400	3,512	0.1	0	129	0.0
482	Tangail RWH	Gopalpur	222,100	22,473	9.9	217,725	16,515	13.2	207	33	6.3	4,354	1,953	2.2	114	65	1.8
483	Tangail RWH	Kalihati	100,900	46,153	2.2	105,215	45,432	2.3	0	66	0.0	3,500	7,073	0.5	72	84	0.9
484	Tangail RWH	Madhupur	87,200	28,137	3.1	132,615	36,286	3.7	43	29	1.5	2,876	2,863	1.0	0	87	0.0
485	Tangail RWH	Mirzapur	39,100	28,603	1.4	29,460	31,243	0.9	151	46	3.3	3,312	1,211	2.7	144	80	1.8
486	Tangail RWH	Nagarpur	38,500	32,385	1.2	46,425	27,041	1.7	0	45	0.0	837	2,162	0.4	0	73	0.0
487	Tangail RWH	Sakhipur	37,300	25,727	1.4	31,938	26,187	1.2	59	34	1.7	3,527	1,111	3.2	216	42	5.1
488	Tangail RWH	Tangail Sadar	36,800	54,002	0.7	137,910	26,442	5.2	180	91	2.0	1,267	3,399	0.4	72	188	0.4

7. Month-wise Consumption Trend

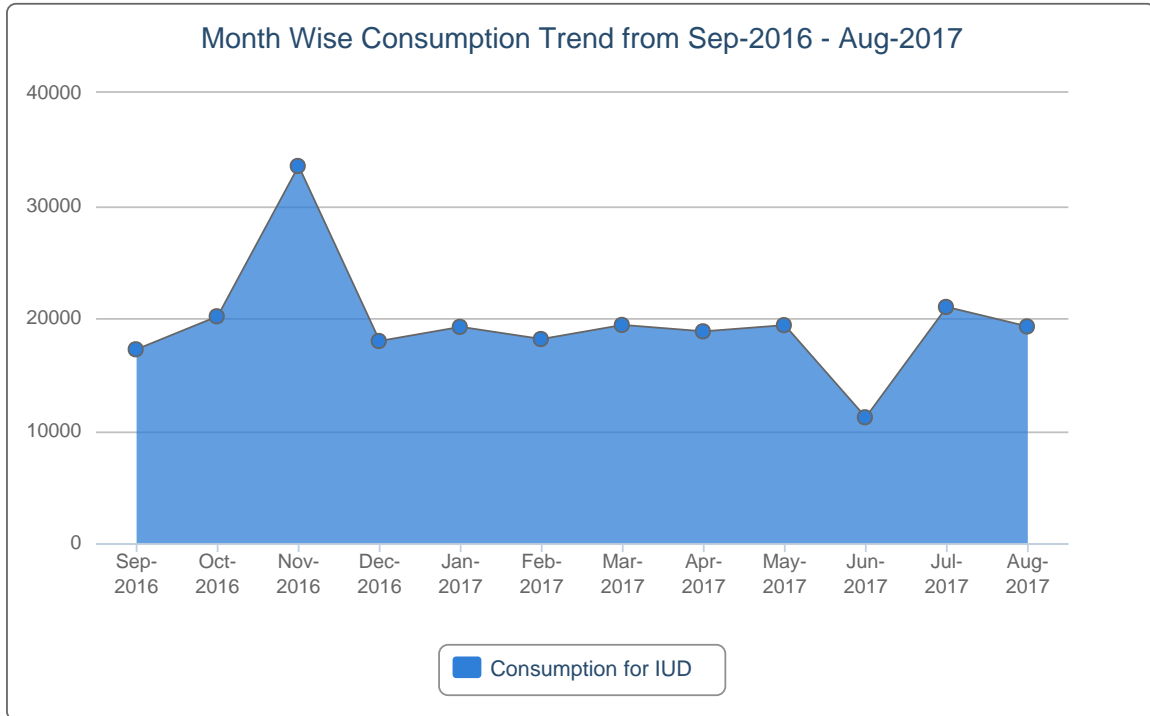
7(a).



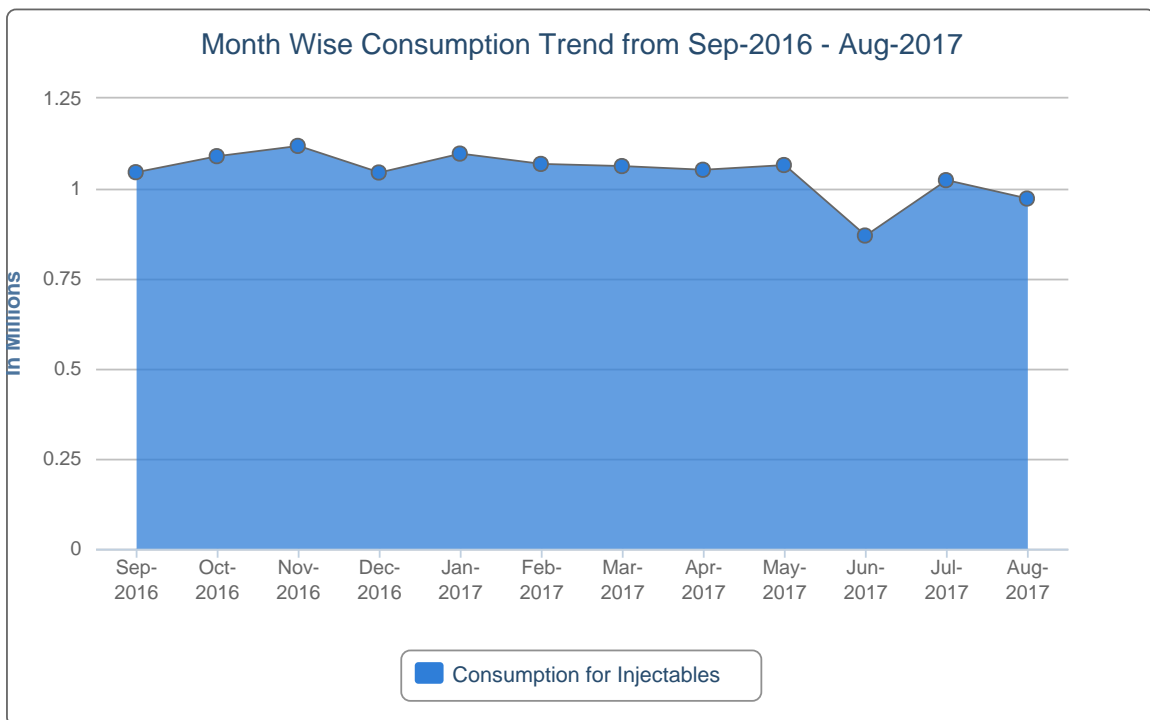
7(b).



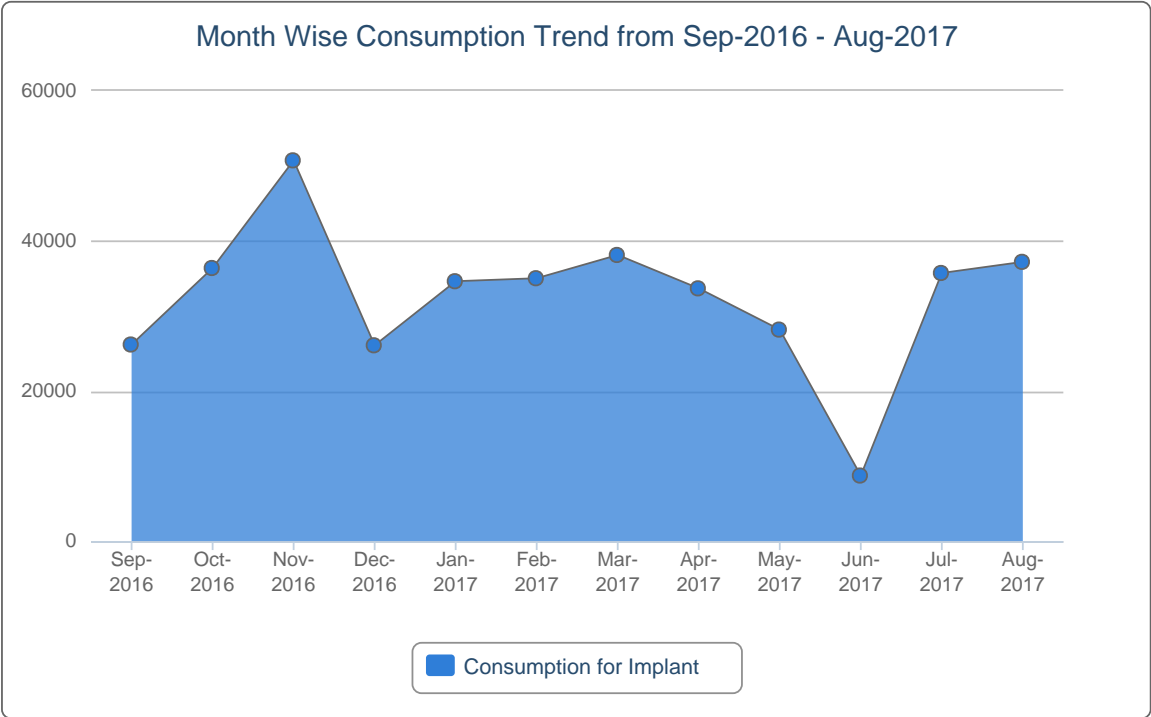
7(c).



7(d).



7(e).



8. Report on Upazila and Warehouse Having Stock Out in last month

SL	Products Name	No of Stockout WH	% of Stockout WH	No of Stockout Upazila Store	% of Stockout Upazila Store	No of Stockout Upazila Field	% of Stockout Upazila Field
1	Condom	0	0%	1	0%	0	0%
2	Shukhi	0	0%	0	0%	0	0%
3	IUD	2	10%	18	4%	1	0%
4	Injectables	0	0%	4	1%	0	0%
5	Implant (Total)	0	0%	-	-	1	0%

List of Stock Out Warehouses

SL	Commodity	Warehouse	Phone
1	IUD	Jamalpur RWH	0981-63107
2	IUD	Dhaka CWH	02-9881001

List of StockOut Upazilas

SL	Commodity	Warehouse	District	Upazila	Phone
1	Condom	Dhaka CWH	Dhaka	Tejgaon, Dhaka	
2	IUD	Bhola RWH	Bhola	Manpura, Bhola	
3	IUD	Bogra RWH	Bogra	Shajahanpur, Bogra	
4	IUD	Dhaka CWH	Munshiganj	Lohajang, Munshiganj	
5	IUD	Dhaka CWH	Narsingdi	Palash, Narsingdi	
6	IUD	Jamalpur RWH	Jamalpur	Melandaha, Jamalpur	
7	IUD	Noakhali RWH	Feni	Chhagalnaiya, Feni	
8	IUD	Noakhali RWH	Feni	Sonagazi, Feni	
9	IUD	Noakhali RWH	Lakshmipur	Kamalnagar, Lakshmipur	
10	IUD	Noakhali RWH	Lakshmipur	Lakshmipur Sadar, Lakshmipur	
11	IUD	Noakhali RWH	Lakshmipur	Roypur, Lakshmipur	
12	IUD	Noakhali RWH	Noakhali	Begumganj, Noakhali	
13	IUD	Noakhali RWH	Noakhali	Companiganj, Noakhali	
14	IUD	Pabna RWH	Sirajganj	Belkuchi, Sirajganj	
15	IUD	Pabna RWH	Sirajganj	Kazipur, Sirajganj	
16	IUD	Pabna RWH	Sirajganj	Tarash, Sirajganj	
17	IUD	Rangpur RWH	Kurigram	Phulbari, Kurigram	
18	IUD	Tangail RWH	Tangail	Bhuapur, Tangail	
19	IUD	Tangail RWH	Tangail	Kalihati, Tangail	
20	IUD	Tangail RWH	Tangail	Nagarpur, Tangail	
21	Injectables	Comilla RWH	Comilla	Muradnagar, Comilla	
22	Injectables	Faridpur RWH	Faridpur	Alfadanga, Faridpur	
23	Injectables	Noakhali RWH	Noakhali	Begumganj, Noakhali	
24	Injectables	Sylhet RWH	Sunamganj	Bishwambarpur, Sunamganj	

25	Implant (Total)	Rangamati RWH	Rangamati	Barkal, Rangamati	
----	-----------------	---------------	-----------	-------------------	--



This report is generated with the financial support of USAID and the technical assistance from Systems for Improved Access to Pharmaceuticals and Services (SIAPS), implemented by Management Sciences for Health-MSH.

If you need more information, please visit at <http://www.dgfplmis.org>