

FAMILY PLANNING MONTHLY LOGISTICS REPORT

June 2019



Management Information System (MIS)
Directorate General of Family Planning (DGFP)
6, Kawran Bazar, Dhaka- 1215
Email: dirmis@dgfp.gov.bd, dirls@dgfp.gov.bd
www.dgfp.gov.bd, www.scmpbd.org

Government of the People's Republic of Bangladesh
Directorate General of Family Planning
Management Information System (MIS)
6, Kawran Bazar, Dhaka- 1215
www.dgfp.gov.bd


Memo No. DGFP/MIS/09(Report)/04/2017/686

Date: 31 July'2019.

Sub: Family Planning Monthly Logistics Report for the Month of June'2019.

Family Planning Monthly Logistics Report for the Month of June'2019 is sent herewith for your kind information & necessary action. This report is prepared on the basis of Form-7 submitted by Warehouses and Form-7B submitted by Upazila Family Planning Offices by using WIMS & UIMS operational tools. It provides useful information on monthly distribution and stock balance of all the major contraceptives & DDS Kits of Warehouse/Upazila Stores. A summary of important events happened during reporting month has been included in this report. For more information you are requested to visit at www.scmpbd.org web site.

Comments and suggestions for improvement of this report will be highly appreciated.


(Manoj Kumar Roy)
Joint Secretary (MEFW Division)
and
Director & Line Director (MIS)
Phone: 9146262
Mail: dirmis@dgfp.gov.bd

Memo No. - DGFP/MIS/09(Report)/04/2017/686/1(202)

Date: 31 July, 2019.

Copy of the report forwarded to:

1. Secretary, Medical Education & Family Welfare Division, Ministry of Health & Family Welfare, Bangladesh Secretariat, Dhaka.
2. Additional Secretary (Admin), Medical Education & Family Welfare Division, Ministry of Health & Family Welfare, Bangladesh Secretariat, Dhaka.
3. Joint Secretary (Development), Medical Education & Family Welfare Division, Ministry of Health & Family Welfare, Bangladesh Secretariat, Dhaka.
4. Director (Administration), Directorate General of Family Planning, 6 Kawran Bazar, Dhaka 1215.
5. Director (Logistics & Supply) and Line Director (Procurement, Storage & Supply Management), Directorate General of Family Planning, 6 Kawran Bazar, Dhaka 1215.
6. Director Finance & Line Director (Family Planning Field Service Delivery), Directorate General of Family Planning, 6 Kawran Bazar, Dhaka 1215.
7. Director (IEM) & Line Director (Information, Education and Communication), Directorate General of Family Planning, 6 Kawran Bazar, Dhaka 1215.
8. Director (Planning) & Line Director (Planning Monitoring and Evaluation), Directorate General of Family Planning, 6 Kawran Bazar, Dhaka 1215.



9. Line Director (Maternal, Child, Reproductive and Adolescent Health), Directorate General of Family Planning, 6 Kawran Bazar, Dhaka 1215.
10. Line Director (Clinical Contraception Services Delivery Program), Directorate General of Family Planning, 6 Kawran Bazar, Dhaka 1215.
11. Divisional Director, Family Planning, Dhaka / Chittagong / Rajshahi / Khulna / Sylhet / Barisal/ Rangpur/ Mymensingh Division.
12. Joint Chief (Planning), Health Service Division, Ministry of Health & Family Welfare, Bangladesh Secretariat, Dhaka
13. Joint Chief (Population & Planning wing), Planning commission, Sher-e-Bangla Nagar, Dhaka.
14. Joint Chief (Planning), Program Management and Monitoring Unit (PMMU), Azimpur, Dhaka-1205.
15. P.S. to the Honorable Minister, Ministry of Health and Family Welfare, Bangladesh Secretariat, Dhaka, for kind information of the Honorable Minister.
16. Deputy Chief (Planning), Medical Education & Family Welfare Division, Ministry of Health & Family Welfare, Bangladesh Secretariat, Dhaka.
17. Additional Director (Drugs and Stores), Directorate General of Family Planning, Central Warehouse, Mohakhali, Dhaka.
18. Deputy Director, Family Planning, ----- District (You are requested to take appropriate measures to ensure timely online submission of Form 7B report from upazilas).
19. Regional/District Consultant, FPCS-QIT, District Family Planning Office, ----- District.
20. Central/Regional Supply Officer, Family Planning, ----- CWH/RWHs.
21. Assistant Maintenance Engineer, MIS Unit, DGFP (Requested to upload this report to DGFP website- www.dgfp.gov.bd).
22. Country Project Director, SIAPS/MSH, House: 3, Road: No. 23B, Gulshan-1, Dhaka-1212.
23. Country Director, the World Bank, E-32, Agargaon, Sher-e-Banala Nagar, Dhaka-1207.
24. Team Leader, Population & Health Team, USAID, Madani Avenue, Baridhara, Dhaka.
25. Country Representative, UNFPA, IDB Bhaban, Agargaon, Sher-E-Bangla Nagar, Dhaka.
26. Managing Director, SMC, SMC Tower, 33 Banani C/A, Dhaka-1213.
27. Documentation Center, IEM Unit, Directorate General of Family Planning, 6 Kawran Bazar, Dhaka.
28. Responsible person of Dispatch Section, MIS Unit is requested to distribute the published 'Family Planning Monthly Logistics Report' to concerned Person/Office/Organization.
29. PA to Director General, Directorate General of Family Planning, 6 Kawran Bazar, Dhaka 1215.
30. Office copy, MIS, DGFP, 6 Kawran Bazar, Dhaka -1215.
31. Concerned Organization/Person.

Approved
31.07.2019
(Ajoy Ratan Barua)
Deputy Director (MIS)

Table Of Contents

	Page
1. DGFP Stock Status Report	1-2
2. National Receipts Quantity by Product by Month	3
3. National Level Contraceptive Summary Report	4
4. Stock Status Report at Different Levels	5
5. Contraceptive Stock Status by Product at Upazila Store and Field	6-10
6. Contraceptive Stock Status by Product at Regional Warehouses/Upazila	11-31
7. Month-wise Consumption Trend	32-34
8. Report on Upazila and Warehouse Having Stock Out in last month	35

1. DGFP Stock Status Report

	DGFP STOCK STATUS REPORT for Contraceptives - June 2019																									 পরিবার পরিকল্পনা অধিদপ্তর					
	Year → 2019					2020												2021									20				
	Month →	7	8	9	10	11	12	1	2	3	4	5	6	7	8	9	10	11	12	1	2	3	4	5	6		7	8	9	10	11
Min.-Max. →						Min						Max																			
Product ↓	CS - 100.53m : 10.6 MOS																														
Condom	10.6 MOS																														
*AMC = 9.48m	2018-19: GoB (Rev):175m																														
	CS (96.75m) : 16.0 MOS																														
Pill	16.0 MOS																														
*AMC = 6.03m	2018-19: GOB 110m																														
	CS (0.552m): 40.6 MOS																														
IUD	40.6 MOS (November 2022)																														
*AMC = 13,624							2018-19: 0.3m Yet to receive.																								
	CS (13.99m): 15.5 MOS																														
Injectables	CS 13.99 m = 15.5 MOS																														
*AMC = 0.904m	2018-19:12.5m																														
	CS - (0.75m) - 25.7 MOS																														
Implant	25.7 MOS																														
*AMC = 29,185	2018-19: GoB (Rev) - 0.42m & GoB (RPA) - 0.165m & 0.4m Single Rod																														
	<i>*AMC is calculated based on past 6-months consumption</i> <i>Data Sources: DGFP/L&S unit, DGFP LMIS web site - https://scmpbd.org/ Central Warehouse WIMS data and Approved DGFP Procurement Plan National min-max stock level is 6 & 10 MOS</i>																														
							Legend: ■ Current Stock (CS): Less than 3 MOS ■ Current Stock (CS): MOS 3.0 to Less than 6 MOS ■ Current Stock (CS): MOS 6 and above ■ Planned for FY 2018-19 ■ Procurement completed, yet to be received ■ Donation AMC = Average Monthly Consumption																								

DGFP STOCK STATUS NOTES
(For Contraceptives)
Month: June 2019

CONDOM – Current national stock is 100.53 million pieces and this stock can be used up to May 2020.

- 2018-19: GoB (Rev.) – Total 175 million pcs received from EDCL according to NOA.

PILL – Current national stock of Oral Contraceptive Pill is 96.75 million cycles which will go up to October 2020.

- 2018-19: GoB (RPA) – 100 million cycles. NOA issued on 31 March 2019. 40 million received in till May 2019. Rest 60 million received in June 2019.
- 2018-19: GoB (RPA) – 10 million cycles (Third generation oral pill), Total 10 million cycles received in April 2019.

IUD – Current national stock is 0.552 million pcs and this stock can be used up to November 2022.

- Status of 2018-19 procurement: 0.3 million sets – NOA has been issued on 18.02.2019. Goods not yet received.

INJECTABLES – Current stock of 13.99 million vials and that can be used up to September 2020.

- 2018-19: GOB (RPA) – 12.5 million vials. Total quantity received.

IMPLANT – Current stock is 0.75 million sets and this can be used up to September 2021.

You can also download the previous reports from <http://www.scmpbd.org/>

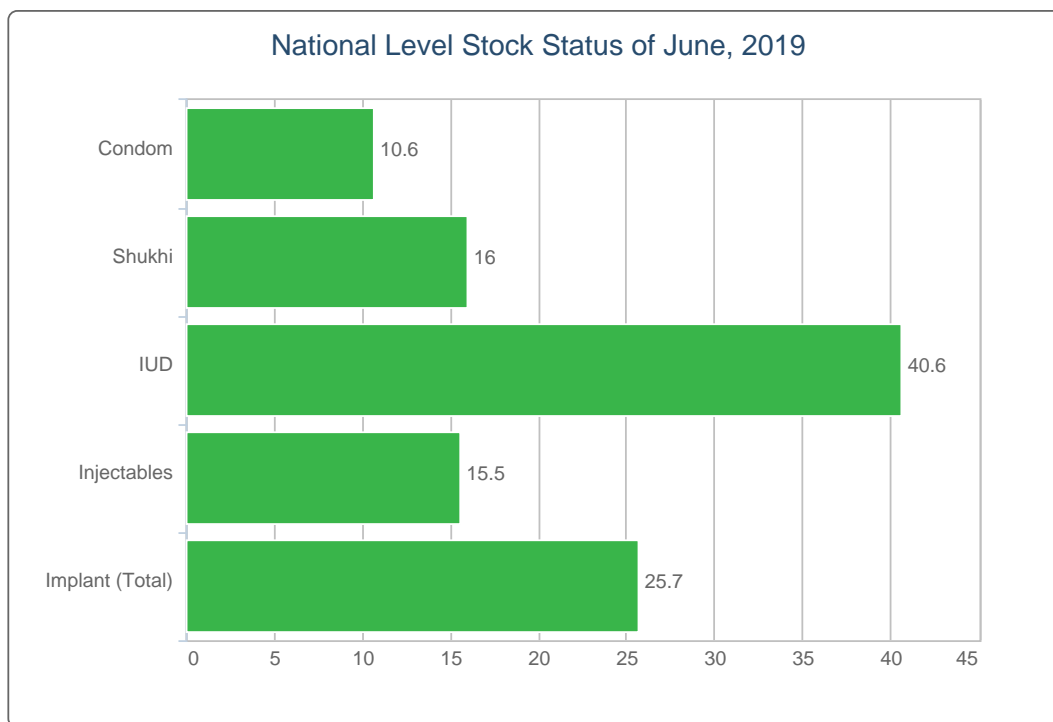
2. National Receipts Quantity by Product by Month

Contraceptive Received Report

Month: June, 2019

Item	Supplier	Receiver	Date Receipts	Qty
Condom	KHULNA ESSENTIAL LATEX PLANT (KELP)	Bogura RWH	30/06/19	43,936,000
Total				43,936,000
Shukhi	RENATA LIMITED	Bogura RWH	30/06/19	60,000,001
Total				60,000,001
Implant (Total)	TECHNO DRUGS Ltd	Dhaka CWH	30/06/19	255,245
Total				255,245
Tab Misoprostol	ZISKA PHARMACEUTICALS LTD	Dhaka CWH	30/06/19	1,500,000
Total				1,500,000

3. National Level Contraceptive Summary Report

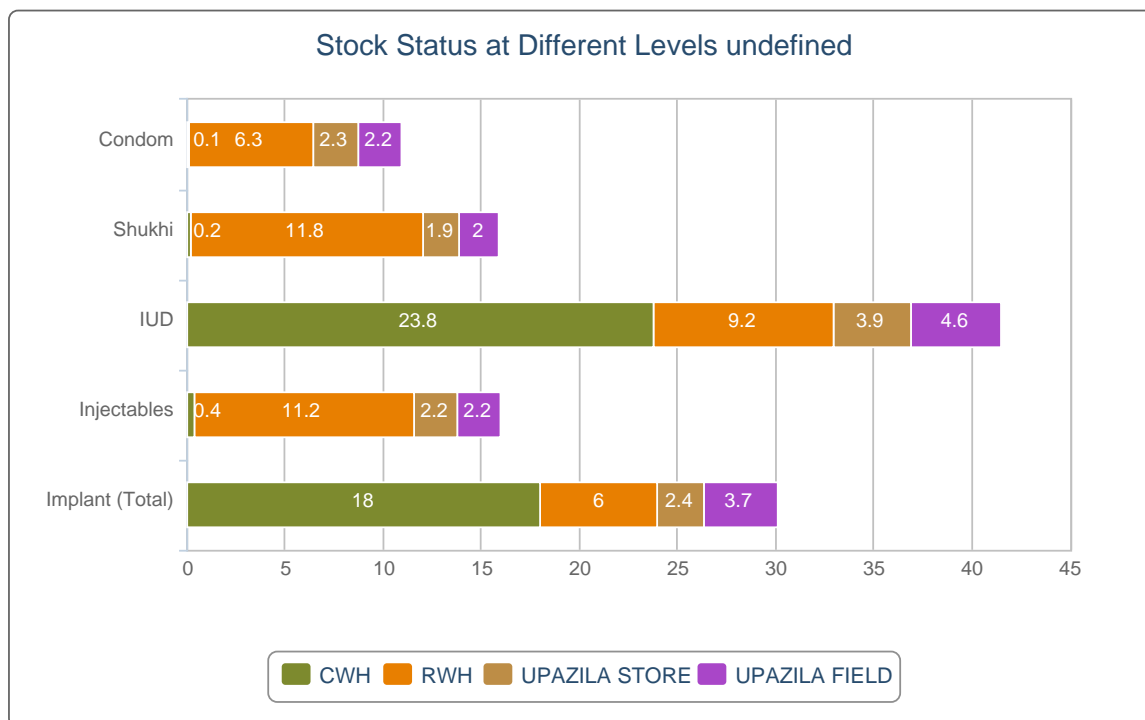


■ MOS less than 4.0
 ■ MOS 4.0 - 7.9
 ■ MOS 8.0 and above
 MOS = Month of Stock

National Level Stock Status of June, 2019

SL	Name of Products	Reported Consumption	Reported Closing Balance	Average Monthly Consumption	MOS
1	Condom	9,217,914	100,663,240	9,511,336	10.6
2	Shukhi	6,080,450	96,783,542	6,046,222	16.0
3	IUD	13,346	553,208	13,636	40.6
4	Injectables	875,864	14,008,899	906,712	15.5
5	Implant (Total)	24,992	751,347	29,230	25.7

4. Stock Status Report at Different Levels

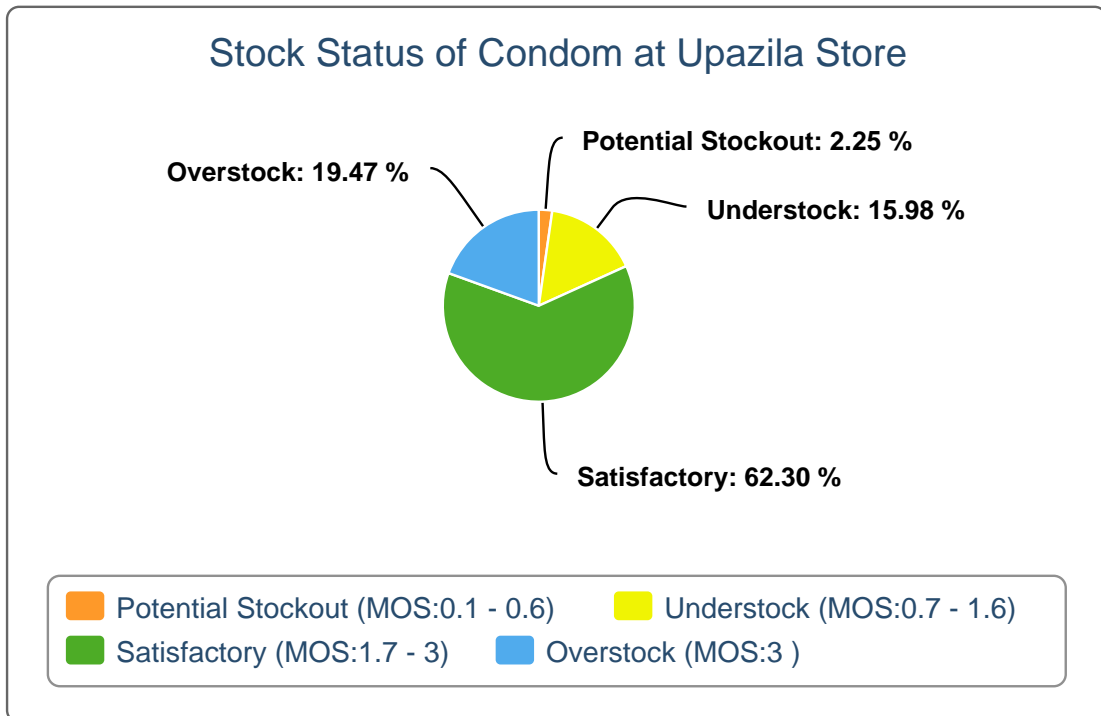


Stock Status at Different Levels June, 2019

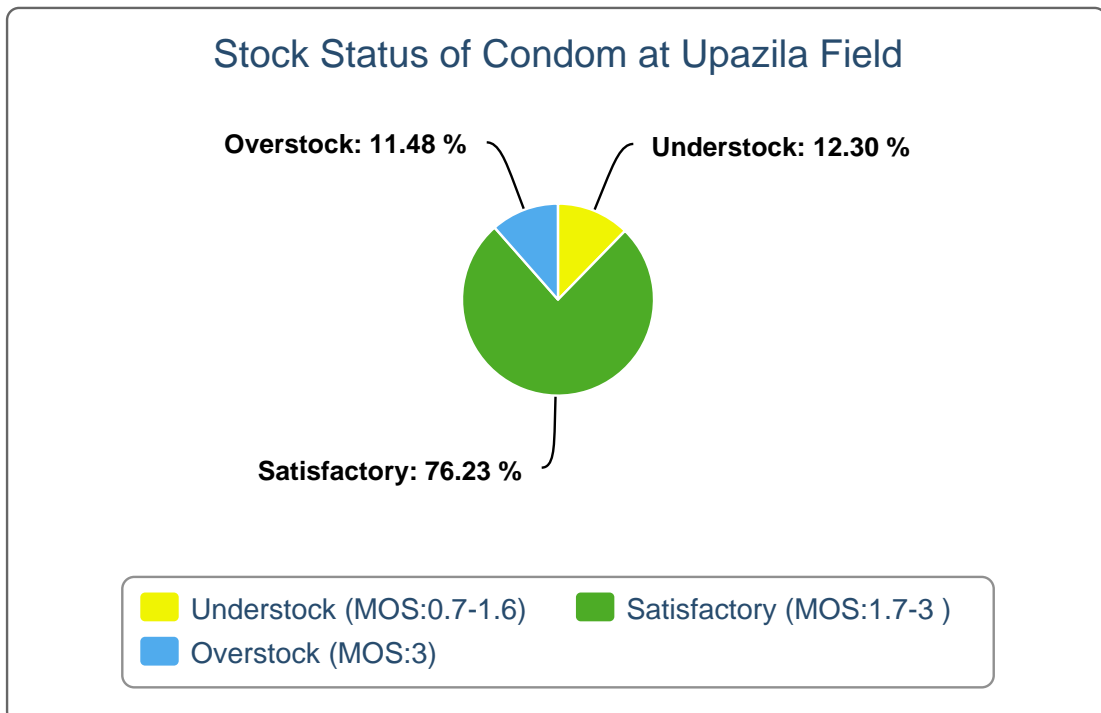
Products	Avg. Consump. of Last 6 Months	CWH Level	MOS	RWH Level	MOS	Upazila Level	MOS	Field Level	MOS	National Level	MOS
Condom	9,511,336	1,268,400	0.1	57,972,200	6.1	20,779,758	2.2	20,642,882	2.2	100,663,240	10.6
Shukhi	6,046,222	1,472,864	0.2	71,548,521	11.8	11,648,329	1.9	12,113,828	2	96,783,542	16
IUD	13,636	317,300	23.3	122,376	9	51,492	3.8	62,040	4.5	553,208	40.6
Injectables	906,712	328,285	0.4	9,827,900	10.8	1,940,458	2.1	1,912,256	2.1	14,008,899	15.5
Implant (Total)	29,230	449,526	15.4	150,871	5.2	58,747	2	92,203	3.2	751,347	25.7

5. Contraceptive Stock Status by Product at Upazila Store and Field

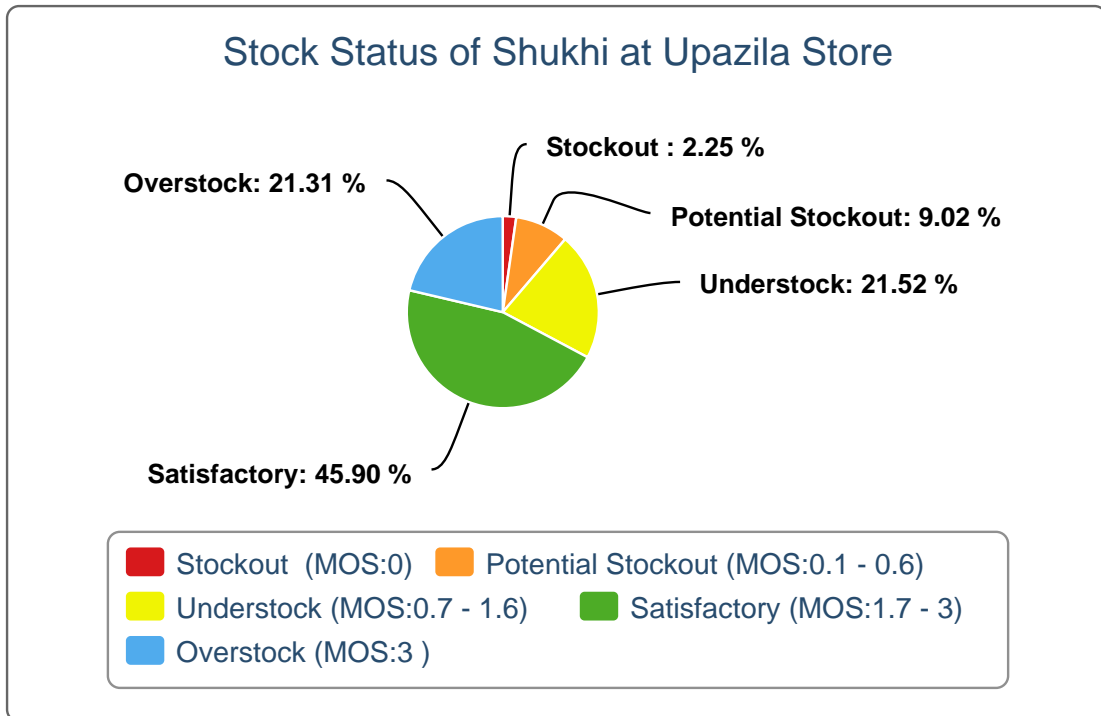
5(a).



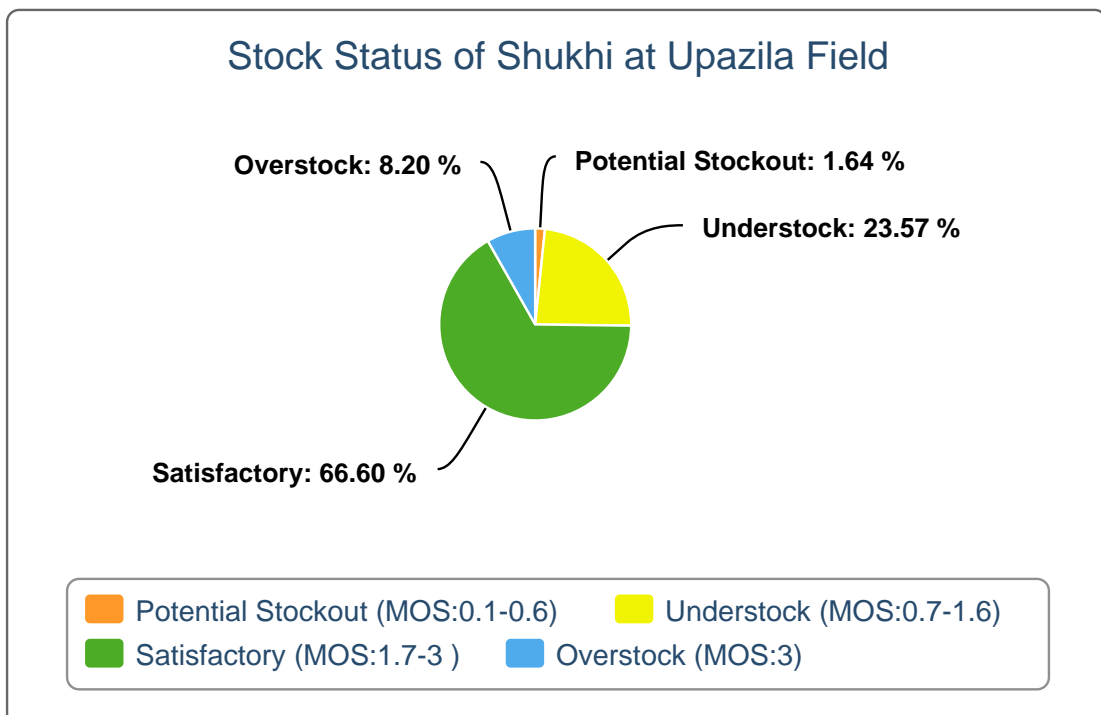
5(b).



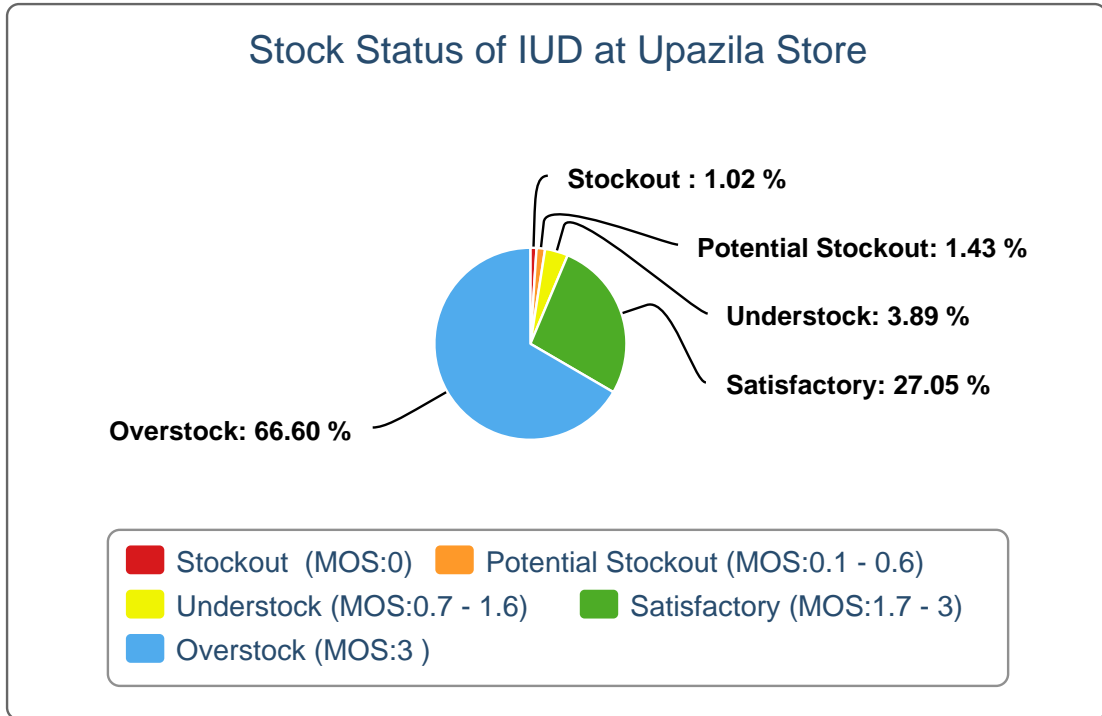
5(c).



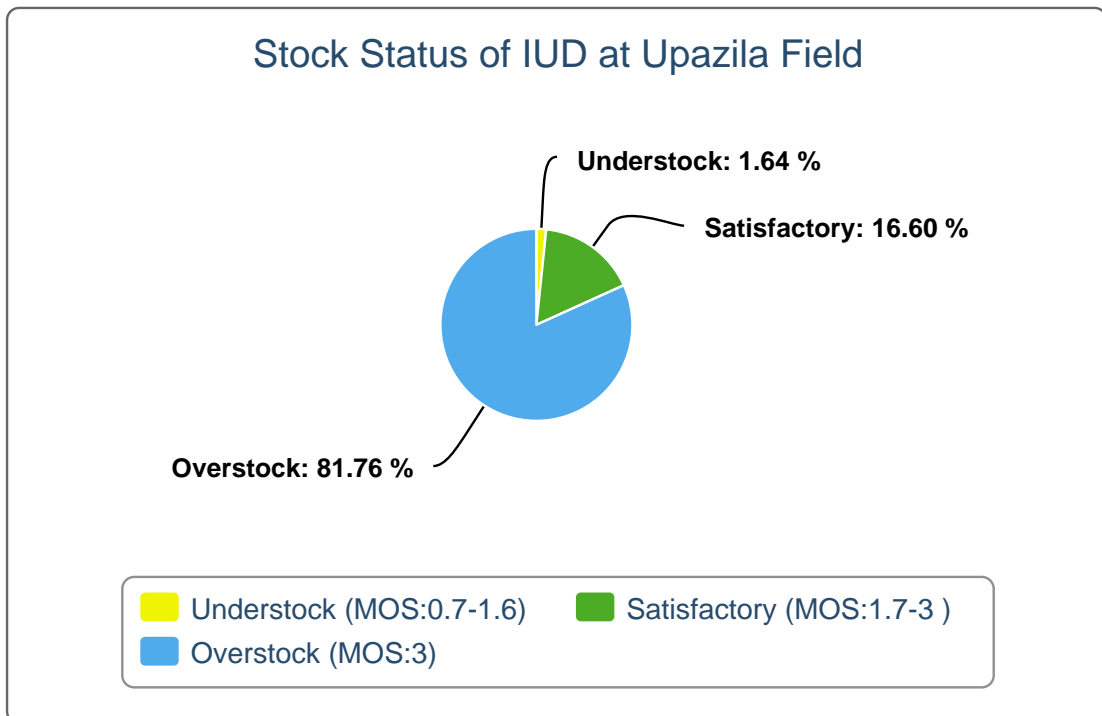
5(d).



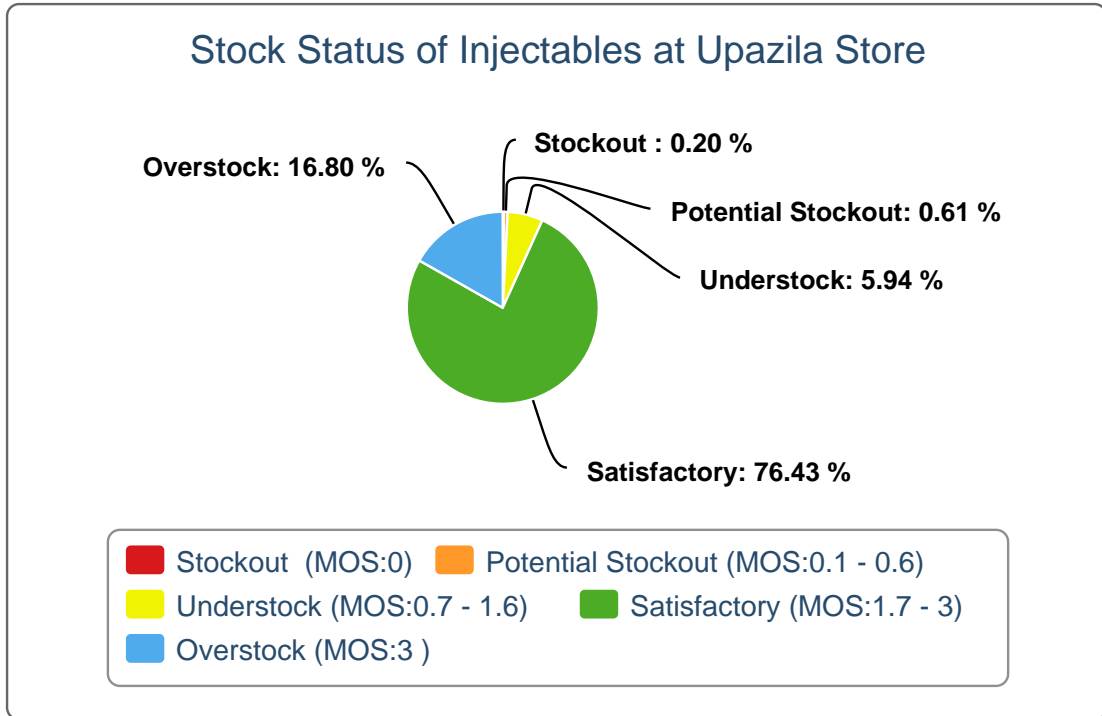
5(e).



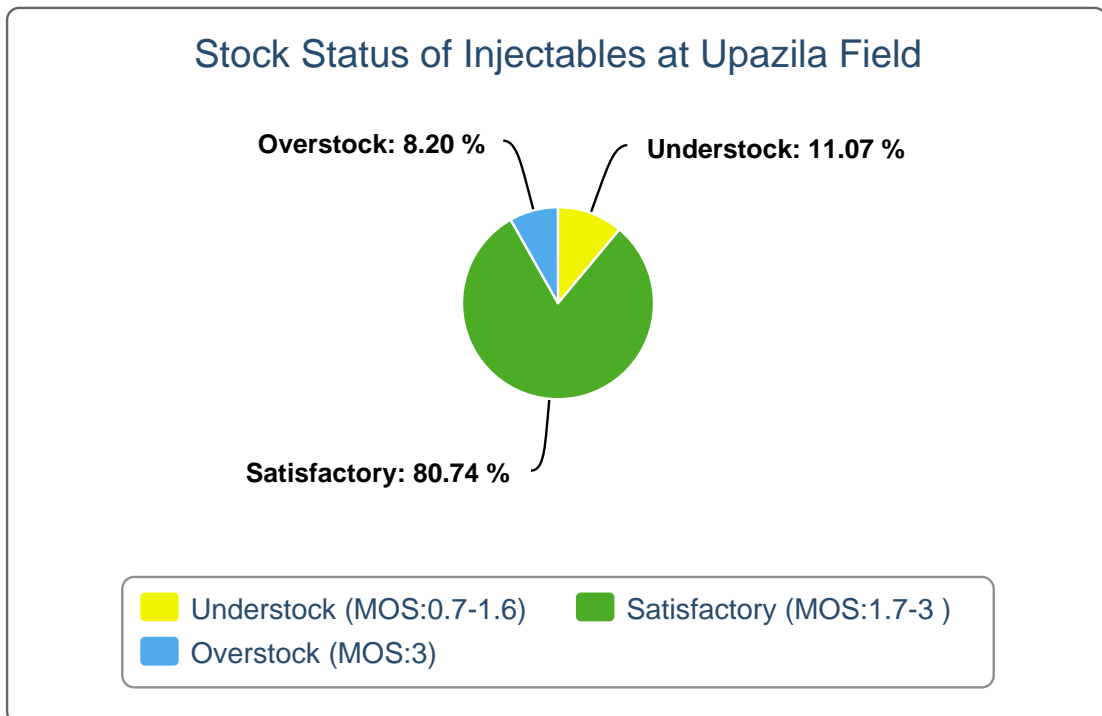
5(f).



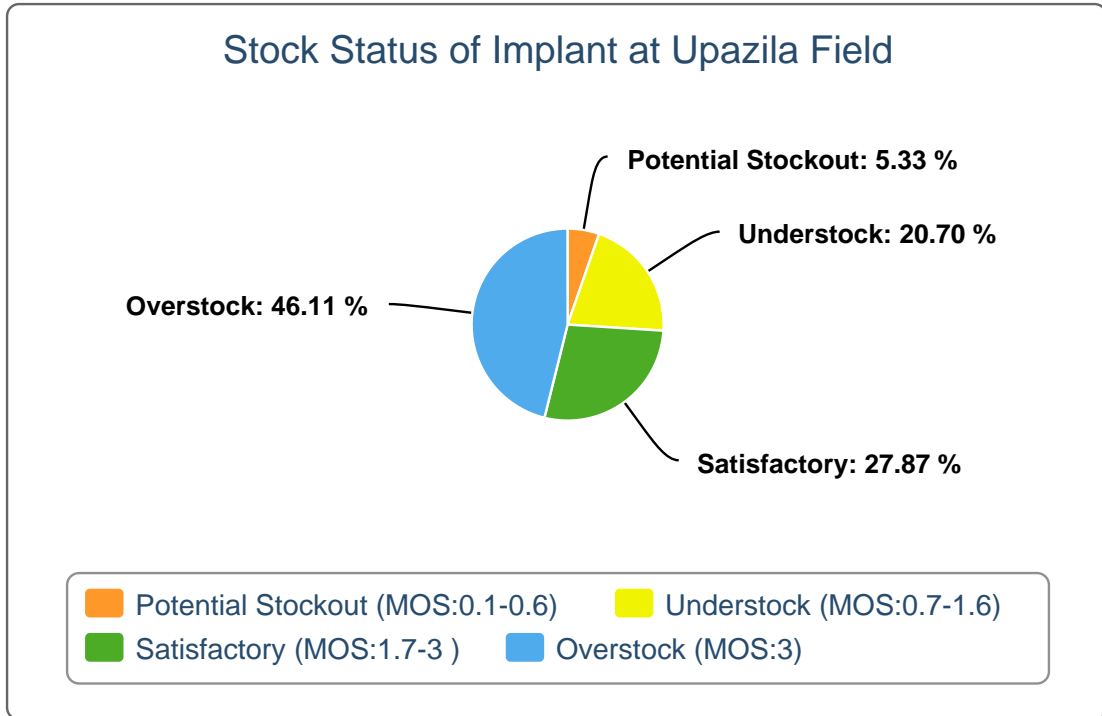
5(g).



5(h).



5(i).



6(a). Contraceptive Stock Status by Product at Regional Warehouses

SL	WH Name	Condom			Shukhi			IUD			Injectables			Implant		
		CBL	AMD	MOS	CBL	AMD	MOS	CBL	AMD	MOS	CBL	AMD	MOS	CBL	AMD	MOS
1	Bandarban RWH	93,600	39,222	2.4	48,960	20,150	2.4	420	69	6.1	9,000	3,145	2.9	820	185	4.4
2	Bhola RWH	270,000	101,582	2.7	178,560	84,456	2.1	750	249	3.0	125,000	38,688	3.2	1,962	450	4.4
3	Bogura RWH	4,355,600	564,755	7.7	21,820,630	365,609	59.7	13,550	516	26.3	159,400	32,295	4.9	12,828	2,183	5.9
4	Chattogram RWH	45,560,200	476,879	95.5	22,979,201	320,786	71.6	39,330	1,380	28.5	4,523,900	55,015	82.2	13,980	2,129	6.6
5	Cumilla RWH	849,600	518,278	1.6	363,820	342,789	1.1	5,566	1,143	4.9	196,000	63,372	3.1	19,403	1,690	11.5
6	Dhaka CWH	1,268,400	1,489,026	0.9	1,472,864	781,025	1.9	317,300	1,848	171.7	328,285	104,655	3.1	449,526	2,651	169.6
7	Dinajpur RWH	486,000	199,799	2.4	433,440	265,782	1.6	3,650	322	11.3	68,000	35,320	1.9	3,496	1,673	2.1
8	Faridpur RWH	201,600	668,833	0.3	642,240	343,403	1.9	4,400	999	4.4	104,000	45,404	2.3	8,798	2,187	4.0
9	Jamalpur RWH	482,400	305,883	1.6	411,840	238,738	1.7	2,203	389	5.7	91,000	31,019	2.9	5,050	971	5.2
10	Jashore RWH	111,600	463,596	0.2	508,320	211,268	2.4	7,450	395	18.9	119,800	42,799	2.8	9,282	1,120	8.3
11	Khulna RWH	658,400	636,966	1.0	19,548,170	340,851	57.4	11,000	733	15.0	3,312,000	42,388	78.1	14,068	1,430	9.8
12	Kushtia RWH	237,600	301,789	0.8	177,120	156,424	1.1	2,064	177	11.7	52,900	32,950	1.6	4,532	573	7.9
13	Mymensingh RWH	1,206,000	689,743	1.7	934,560	517,644	1.8	1,200	845	1.4	111,500	54,835	2.0	3,942	2,250	1.8
14	Noakhali RWH	129,600	268,816	0.5	332,640	163,120	2.0	6,650	586	11.3	142,000	40,265	3.5	5,600	1,199	4.7
15	Pabna RWH	774,000	508,174	1.5	516,960	327,118	1.6	6,900	750	9.2	136,500	43,591	3.1	7,950	904	8.8
16	Patuakhali RWH	381,600	121,557	3.1	97,920	142,698	0.7	2,900	281	10.3	95,000	25,146	3.8	4,600	848	5.4
17	Rajshahi RWH	453,600	654,367	0.7	838,080	278,572	3.0	5,099	412	12.4	137,400	35,575	3.9	9,250	1,189	7.8
18	Rangamati RWH	108,000	45,586	2.4	72,000	33,862	2.1	444	92	4.8	10,300	3,229	3.2	926	238	3.9
19	Rangpur RWH	1,040,400	546,568	1.9	757,440	495,484	1.5	4,800	1,243	3.9	219,000	103,618	2.1	12,602	2,661	4.7
20	Sylhet RWH	367,200	578,489	0.6	519,840	359,951	1.4	2,900	745	3.9	137,200	48,280	2.8	7,150	1,848	3.9
21	Tangail RWH	205,200	331,428	0.6	366,780	256,492	1.4	1,100	462	2.4	78,000	25,123	3.1	4,632	851	5.4

6(b). Contraceptive Stock Status by Product at Upazila

SL	Warehouse Name	Upazila Name	Condom			Shukhi			IUD			Injectables			Implant		
			CBL	AMD	MOS	CBL	AMD	MOS	CBL	AMD	MOS	CBL	AMD	MOS	CBL	AMD	MOS
1	Bandarban RWH	Alikadam	25,000	9,340	2.7	11,487	2,439	4.7	80	8	10.0	4,082	685	6.0	141	48	2.9
2	Bandarban RWH	Bandarban Sadar	16,600	5,142	3.2	9,950	4,106	2.4	69	13	5.3	1,905	670	2.8	114	25	4.6
3	Bandarban RWH	Lama	25,236	5,912	4.3	16,275	4,616	3.5	105	27	3.9	3,033	728	4.2	167	46	3.6
4	Bandarban RWH	Naikhongchhari	19,600	8,798	2.2	12,570	4,041	3.1	97	6	16.2	2,593	720	3.6	147	11	13.4
5	Bandarban RWH	Rowangchhari	10,900	2,030	5.4	6,730	1,751	3.8	57	4	14.3	1,304	146	8.9	74	22	3.4
6	Bandarban RWH	Ruma	6,288	5,407	1.2	6,051	1,582	3.8	79	5	15.8	1,380	112	12.3	107	11	9.7
7	Bandarban RWH	Thanchi	10,800	2,593	4.2	4,530	1,615	2.8	65	6	10.8	632	84	7.5	172	22	7.8
8	Bhola RWH	Bhola Sadar	26,200	12,690	2.1	21,795	9,532	2.3	177	84	2.1	11,501	5,001	2.3	216	118	1.8
9	Bhola RWH	Burhanuddin	9,450	4,537	2.1	16,785	8,076	2.1	75	22	3.4	4,316	1,630	2.6	244	50	4.9
10	Bhola RWH	Char Fasson	23,800	19,297	1.2	22,755	16,805	1.4	115	38	3.0	20,816	9,177	2.3	144	96	1.5
11	Bhola RWH	Daulat Khan	15,400	6,862	2.2	15,895	7,041	2.3	56	8	7.0	7,600	3,858	2.0	338	22	15.4
12	Bhola RWH	Hizla	9,200	7,751	1.2	7,410	5,000	1.5	38	12	3.2	1,871	1,443	1.3	30	13	2.3
13	Bhola RWH	Lalmohan	23,310	15,813	1.5	18,600	12,354	1.5	105	25	4.2	12,880	6,337	2.0	82	59	1.4
14	Bhola RWH	Manpura	10,400	4,372	2.4	4,507	2,468	1.8	34	5	6.8	4,595	2,014	2.3	22	22	1.0
15	Bhola RWH	Mehendiganj	23,400	14,704	1.6	12,480	11,009	1.1	57	29	2.0	5,408	4,553	1.2	50	12	4.2
16	Bhola RWH	Muladi	4,900	8,539	0.6	3,580	7,091	0.5	43	11	3.9	3,010	1,698	1.8	0	25	0.0
17	Bhola RWH	Tazumuddin	15,500	7,017	2.2	10,320	5,080	2.0	25	15	1.7	6,600	2,977	2.2	144	33	4.4
18	Bogura RWH	Adamdighi	47,400	9,718	4.9	36,690	6,030	6.1	70	20	3.5	1,125	340	3.3	0	48	0.0
19	Bogura RWH	Akkelpur	48,300	5,456	8.9	20,985	5,356	3.9	84	6	14.0	2,706	421	6.4	0	48	0.0
20	Bogura RWH	Atrai	18,100	13,783	1.3	14,680	11,012	1.3	225	6	37.5	1,711	441	3.9	100	37	2.7
21	Bogura RWH	Badalgachhi	49,300	16,617	3.0	40,815	12,911	3.2	135	7	19.3	3,568	1,746	2.0	300	36	8.3
22	Bogura RWH	Bogura Sadar	167,640	70,731	2.4	24,570	12,356	2.0	150	54	2.8	3,482	2,146	1.6	18	195	0.1
23	Bogura RWH	Dhamoirhat	24,900	9,003	2.8	22,365	8,853	2.5	68	12	5.7	1,195	938	1.3	100	22	4.5
24	Bogura RWH	Dhunat	77,600	31,921	2.4	49,865	19,520	2.6	102	17	6.0	4,543	1,963	2.3	0	103	0.0
25	Bogura RWH	Dhupchanchia	66,600	8,350	8.0	38,235	7,797	4.9	127	17	7.5	1,860	779	2.4	414	100	4.1

SL	Warehouse Name	Upazila Name	Condom			Shukhi			IUD			Injectables			Implant		
			CBL	AMD	MOS	CBL	AMD	MOS	CBL	AMD	MOS	CBL	AMD	MOS	CBL	AMD	MOS
26	Bogura RWH	Gabtali	94,800	43,182	2.2	13,620	15,678	0.9	79	9	8.8	6,185	2,635	2.3	0	111	0.0
27	Bogura RWH	Ghoraghat	50,800	6,129	8.3	18,120	6,185	2.9	102	24	4.3	1,913	396	4.8	82	28	2.9
28	Bogura RWH	Hakimpur	31,700	6,839	4.6	18,336	3,716	4.9	126	6	21.0	1,770	166	10.7	144	28	5.1
29	Bogura RWH	Joypurhat Sadar	61,000	22,136	2.8	29,880	12,782	2.3	110	49	2.2	2,600	1,090	2.4	226	171	1.3
30	Bogura RWH	Kahaloo	34,000	18,622	1.8	20,235	11,260	1.8	162	24	6.8	1,079	955	1.1	0	131	0.0
31	Bogura RWH	Kalai	35,436	6,275	5.6	26,415	8,454	3.1	69	8	8.6	1,145	504	2.3	100	29	3.4
32	Bogura RWH	Khetlal	18,600	8,206	2.3	9,015	4,731	1.9	68	7	9.7	1,219	256	4.8	100	39	2.6
33	Bogura RWH	Mahadebpur	37,200	15,532	2.4	9,855	15,523	0.6	82	11	7.5	2,446	909	2.7	150	61	2.5
34	Bogura RWH	Manda	75,600	23,539	3.2	87,120	30,648	2.8	178	50	3.6	5,755	1,839	3.1	60	66	0.9
35	Bogura RWH	Nandigram	16,200	9,455	1.7	21,225	10,915	1.9	45	2	22.5	1,860	319	5.8	122	45	2.7
36	Bogura RWH	Naogaon Sadar	64,300	23,479	2.7	37,410	16,621	2.3	93	16	5.8	2,984	1,402	2.1	0	67	0.0
37	Bogura RWH	Niamatpur	46,900	18,237	2.6	33,030	15,318	2.2	127	12	10.6	3,235	1,003	3.2	144	63	2.3
38	Bogura RWH	Panchbibi	57,190	14,678	3.9	23,502	9,486	2.5	40	7	5.7	1,891	718	2.6	323	101	3.2
39	Bogura RWH	Patnitala	32,700	12,515	2.6	13,937	9,556	1.5	122	15	8.1	1,955	563	3.5	268	48	5.6
40	Bogura RWH	Porsha	26,616	10,858	2.5	19,635	9,932	2.0	81	14	5.8	1,572	490	3.2	100	26	3.8
41	Bogura RWH	Raninagar	20,600	12,717	1.6	7,290	11,473	0.6	187	7	26.7	2,015	441	4.6	300	25	12.0
42	Bogura RWH	Sapahar	29,718	11,094	2.7	23,552	10,317	2.3	102	6	17.0	1,421	957	1.5	144	28	5.1
43	Bogura RWH	Sariakandi	45,500	13,252	3.4	20,580	8,597	2.4	62	22	2.8	2,598	1,133	2.3	0	138	0.0
44	Bogura RWH	Shajahanpur	71,300	43,972	1.6	28,550	16,710	1.7	92	18	5.1	2,346	1,089	2.2	144	115	1.3
45	Bogura RWH	Sherpur	54,100	30,980	1.7	33,976	18,370	1.8	79	21	3.8	3,225	1,655	1.9	100	87	1.1
46	Bogura RWH	Shibganj	62,600	26,290	2.4	50,910	20,169	2.5	61	14	4.4	8,000	3,765	2.1	0	95	0.0
47	Bogura RWH	Sonatola	45,100	21,189	2.1	30,810	15,333	2.0	100	35	2.9	1,083	1,236	0.9	0	92	0.0
48	Chattogram RWH	Anowara	34,200	11,626	2.9	18,990	10,650	1.8	98	27	3.6	1,874	968	1.9	200	50	4.0
49	Chattogram RWH	Banshkhali	33,600	15,860	2.1	34,865	11,763	3.0	80	31	2.6	4,791	2,296	2.1	202	98	2.1
50	Chattogram RWH	Boalkhali	19,000	8,245	2.3	17,489	9,720	1.8	103	30	3.4	1,214	535	2.3	150	42	3.6

SL	Warehouse Name	Upazila Name	Condom			Shukhi			IUD			Injectables			Implant		
			CBL	AMD	MOS	CBL	AMD	MOS	CBL	AMD	MOS	CBL	AMD	MOS	CBL	AMD	MOS
51	Chattogram RWH	Chakaria	58,900	19,074	3.1	32,190	15,159	2.1	182	80	2.3	9,030	3,841	2.4	660	104	6.3
52	Chattogram RWH	Chandanaish	22,800	9,990	2.3	14,865	8,319	1.8	95	34	2.8	2,263	917	2.5	100	44	2.3
53	Chattogram RWH	Cox's Bazar Sadar	88,700	31,096	2.9	38,160	18,555	2.1	101	41	2.5	6,261	3,273	1.9	835	108	7.7
54	Chattogram RWH	Dighinala	23,700	8,806	2.7	13,035	7,700	1.7	30	17	1.8	1,885	932	2.0	50	13	3.8
55	Chattogram RWH	Double Mooring	111,252	56,572	2.0	30,375	13,048	2.3	413	194	2.1	10,067	4,611	2.2	380	153	2.5
56	Chattogram RWH	Fatikchhari	25,544	23,189	1.1	40,040	15,675	2.6	73	24	3.0	4,711	2,328	2.0	250	196	1.3
57	Chattogram RWH	Hathazari	42,600	31,345	1.4	38,985	16,194	2.4	125	32	3.9	2,848	1,275	2.2	200	42	4.8
58	Chattogram RWH	Khagrachhari Sadar	14,300	6,144	2.3	12,425	5,935	2.1	30	52	0.6	1,528	759	2.0	65	18	3.6
59	Chattogram RWH	Kutubdia	26,600	3,396	7.8	12,750	3,944	3.2	223	18	12.4	5,310	1,153	4.6	432	78	5.5
60	Chattogram RWH	Lakshmichhari	6,500	2,182	3.0	8,205	2,666	3.1	39	8	4.9	359	102	3.5	50	15	3.3
61	Chattogram RWH	Lohagara	22,644	7,910	2.9	17,400	8,021	2.2	78	20	3.9	2,922	1,375	2.1	50	44	1.1
62	Chattogram RWH	Mahalchhari	9,900	3,554	2.8	9,660	4,247	2.3	36	5	7.2	684	349	2.0	150	14	10.7
63	Chattogram RWH	Maheshkhali	22,100	8,170	2.7	31,280	15,641	2.0	166	36	4.6	6,354	2,831	2.2	328	69	4.8
64	Chattogram RWH	Manikchhari	5,500	1,271	4.3	7,170	1,872	3.8	14	3	4.7	993	501	2.0	50	14	3.6
65	Chattogram RWH	Matiranga	25,800	9,664	2.7	15,735	7,138	2.2	131	18	7.3	2,046	905	2.3	100	31	3.2
66	Chattogram RWH	Mirsharai	36,500	15,561	2.3	30,124	14,253	2.1	116	48	2.4	4,755	2,261	2.1	300	73	4.1
67	Chattogram RWH	Panchhari	9,800	3,377	2.9	3,075	3,991	0.8	26	9	2.9	478	204	2.3	50	52	1.0
68	Chattogram RWH	Panchlaish	82,600	39,568	2.1	19,995	8,944	2.2	349	149	2.3	6,986	3,370	2.1	224	109	2.1
69	Chattogram RWH	Patiya	25,400	21,826	1.2	37,860	17,406	2.2	315	139	2.3	4,230	2,120	2.0	280	121	2.3
70	Chattogram RWH	Pekua	16,400	7,384	2.2	11,085	6,894	1.6	100	12	8.3	4,545	2,188	2.1	100	57	1.8
71	Chattogram RWH	Ramgarh	5,200	3,400	1.5	9,675	4,520	2.1	18	6	3.0	654	252	2.6	153	21	7.3
72	Chattogram RWH	Ramu	42,500	11,275	3.8	19,440	7,312	2.7	190	40	4.8	5,668	2,473	2.3	250	91	2.7
73	Chattogram RWH	Rangunia	56,800	23,487	2.4	26,325	13,391	2.0	167	61	2.7	3,429	1,648	2.1	310	58	5.3
74	Chattogram RWH	Raozan	14,028	18,284	0.8	30,720	11,867	2.6	133	55	2.4	3,034	1,390	2.2	452	106	4.3
75	Chattogram RWH	Sandwip	44,066	8,632	5.1	53,025	10,207	5.2	289	38	7.6	9,994	1,079	9.3	360	58	6.2

SL	Warehouse Name	Upazila Name	Condom			Shukhi			IUD			Injectables			Implant		
			CBL	AMD	MOS	CBL	AMD	MOS	CBL	AMD	MOS	CBL	AMD	MOS	CBL	AMD	MOS
76	Chattogram RWH	Satkania	14,281	12,864	1.1	27,257	9,848	2.8	58	23	2.5	2,054	895	2.3	200	83	2.4
77	Chattogram RWH	Sitakunda	49,500	20,149	2.5	34,650	13,995	2.5	170	62	2.7	4,011	1,804	2.2	228	48	4.8
78	Chattogram RWH	Teknaf	50,228	28,238	1.8	40,535	16,922	2.4	139	48	2.9	10,079	4,625	2.2	560	73	7.7
79	Chattogram RWH	Ukhia	46,900	4,740	9.9	22,495	4,989	4.5	66	20	3.3	6,144	1,755	3.5	200	46	4.3
80	Cumilla RWH	Akhaura	54,660	6,275	8.7	28,341	5,068	5.6	131	9	14.6	2,946	698	4.2	10	29	0.3
81	Cumilla RWH	Ashuganj	55,624	14,556	3.8	26,020	6,750	3.9	206	22	9.4	6,596	920	7.2	200	42	4.8
82	Cumilla RWH	Banchhampur	59,400	17,905	3.3	43,095	10,074	4.3	103	26	4.0	5,070	2,594	2.0	362	143	2.5
83	Cumilla RWH	Barura	95,500	19,770	4.8	1,265	17,687	0.1	156	40	3.9	5,144	2,936	1.8	150	50	3.0
84	Cumilla RWH	Bijoyagar	58,008	15,561	3.7	34,756	9,652	3.6	89	8	11.1	2,711	1,597	1.7	200	36	5.6
85	Cumilla RWH	Brahman Para	38,700	7,084	5.5	16,140	7,637	2.1	176	18	9.8	1,325	704	1.9	0	34	0.0
86	Cumilla RWH	Brahmanbaria Sadar	85,500	24,383	3.5	72,300	10,033	7.2	353	52	6.8	6,868	2,566	2.7	80	82	1.0
87	Cumilla RWH	Burichang	105,100	24,813	4.2	29,520	14,138	2.1	218	41	5.3	6,614	1,966	3.4	250	74	3.4
88	Cumilla RWH	Chandina	77,100	20,372	3.8	53,215	14,284	3.7	238	31	7.7	4,236	2,487	1.7	100	33	3.0
89	Cumilla RWH	Chandpur Sadar	75,200	15,073	5.0	30,310	12,686	2.4	308	73	4.2	5,236	2,447	2.1	200	95	2.1
90	Cumilla RWH	Chauddagram	82,600	16,745	4.9	18,810	12,740	1.5	556	25	22.2	5,999	3,207	1.9	100	31	3.2
91	Cumilla RWH	Cumilla Adarsha Sadar	54,000	32,195	1.7	26,580	17,086	1.6	570	99	5.8	5,081	3,049	1.7	415	138	3.0
92	Cumilla RWH	Cumilla Sadar Dakshin	57,900	17,100	3.4	8,150	15,049	0.5	300	34	8.8	6,917	2,788	2.5	350	44	8.0
93	Cumilla RWH	Daudkandi	84,700	12,420	6.8	39,465	8,912	4.4	198	47	4.2	3,955	1,632	2.4	0	21	0.0
94	Cumilla RWH	Debidwar	121,500	18,697	6.5	33,020	14,400	2.3	167	89	1.9	3,631	2,650	1.4	200	35	5.7
95	Cumilla RWH	Faridganj	99,500	15,537	6.4	41,925	9,858	4.3	185	37	5.0	5,085	2,582	2.0	250	72	3.5
96	Cumilla RWH	Haim Char	33,200	2,574	12.9	18,840	3,755	5.0	105	9	11.7	2,460	522	4.7	150	21	7.1
97	Cumilla RWH	Hajiganj	79,603	8,344	9.5	57,666	9,441	6.1	273	35	7.8	4,813	1,910	2.5	360	55	6.5
98	Cumilla RWH	Homna	94,100	15,806	6.0	39,270	7,683	5.1	291	26	11.2	3,330	1,271	2.6	322	15	21.5
99	Cumilla RWH	Kachua	160,600	15,894	10.1	46,305	12,604	3.7	242	51	4.7	2,810	3,361	0.8	200	50	4.0
100	Cumilla RWH	Kasba	93,500	18,847	5.0	27,225	12,512	2.2	140	21	6.7	2,872	1,154	2.5	50	42	1.2

SL	Warehouse Name	Upazila Name	Condom			Shukhi			IUD			Injectables			Implant		
			CBL	AMD	MOS	CBL	AMD	MOS	CBL	AMD	MOS	CBL	AMD	MOS	CBL	AMD	MOS
101	Cumilla RWH	Laksam	59,300	10,602	5.6	22,320	8,543	2.6	83	34	2.4	2,741	1,623	1.7	200	38	5.3
102	Cumilla RWH	Manoharganj	44,800	10,284	4.4	13,665	7,954	1.7	115	12	9.6	4,150	1,269	3.3	150	27	5.6
103	Cumilla RWH	Matlab Dakshin	88,200	11,004	8.0	38,847	6,235	6.2	170	39	4.4	2,709	1,841	1.5	215	45	4.8
104	Cumilla RWH	Matlab Uttar	90,700	14,683	6.2	29,140	12,459	2.3	217	51	4.3	5,403	1,525	3.5	50	68	0.7
105	Cumilla RWH	Meghna	36,600	5,171	7.1	24,870	4,007	6.2	77	9	8.6	1,776	793	2.2	150	18	8.3
106	Cumilla RWH	Muradnagar	98,770	36,654	2.7	24,330	17,197	1.4	259	58	4.5	3,624	3,122	1.2	300	55	5.5
107	Cumilla RWH	Nabinagar	126,300	22,666	5.6	61,785	12,234	5.1	224	11	20.4	7,657	1,729	4.4	350	76	4.6
108	Cumilla RWH	Nangalkot	58,000	21,727	2.7	19,740	10,654	1.9	205	28	7.3	7,067	2,416	2.9	0	55	0.0
109	Cumilla RWH	Nasirnagar	75,600	12,913	5.9	14,910	10,546	1.4	220	25	8.8	3,436	1,190	2.9	350	40	8.8
110	Cumilla RWH	Sarail	34,500	17,276	2.0	32,430	10,108	3.2	140	19	7.4	3,359	1,596	2.1	200	67	3.0
111	Cumilla RWH	Shahrasti	40,300	4,111	9.8	27,750	6,159	4.5	166	24	6.9	4,610	1,944	2.4	150	41	3.7
112	Cumilla RWH	Titas	71,600	11,236	6.4	43,785	4,644	9.4	102	40	2.6	1,769	1,283	1.4	175	18	9.7
113	Dhaka CWH	Araihazar	31,500	14,190	2.2	21,600	18,245	1.2	155	43	3.6	4,880	2,144	2.3	0	77	0.0
114	Dhaka CWH	Bandar	92,508	43,417	2.1	30,505	17,068	1.8	164	28	5.9	5,019	2,246	2.2	0	74	0.0
115	Dhaka CWH	Belabo	22,300	11,937	1.9	16,590	9,944	1.7	115	10	11.5	2,360	1,072	2.2	100	44	2.3
116	Dhaka CWH	Daulatpur	28,000	12,193	2.3	20,910	9,612	2.2	72	7	10.3	2,006	934	2.1	100	51	2.0
117	Dhaka CWH	Dhamrai	51,000	27,887	1.8	31,033	24,002	1.3	279	105	2.7	3,636	1,598	2.3	100	59	1.7
118	Dhaka CWH	Dohar	23,552	12,862	1.8	15,903	7,624	2.1	17	14	1.2	1,387	628	2.2	72	37	1.9
119	Dhaka CWH	Gazaria	13,600	6,530	2.1	10,750	6,406	1.7	9	5	1.8	1,434	529	2.7	128	12	10.7
120	Dhaka CWH	Gazipur Sadar	119,020	53,965	2.2	35,445	23,352	1.5	163	41	4.0	5,407	2,281	2.4	100	61	1.6
121	Dhaka CWH	Ghior	44,600	20,994	2.1	15,840	9,933	1.6	58	8	7.3	2,363	1,078	2.2	400	23	17.4
122	Dhaka CWH	Harirampur	23,232	14,905	1.6	14,835	6,217	2.4	42	11	3.8	728	371	2.0	210	44	4.8
123	Dhaka CWH	Kaliakair	58,100	27,194	2.1	6,275	19,465	0.3	185	20	9.3	1,532	686	2.2	0	48	0.0
124	Dhaka CWH	Kaliganj	61,500	28,563	2.2	36,000	15,013	2.4	203	15	13.5	2,568	1,187	2.2	150	16	9.4
125	Dhaka CWH	Kapasia	49,600	19,977	2.5	36,045	12,996	2.8	45	12	3.8	1,846	729	2.5	100	35	2.9

SL	Warehouse Name	Upazila Name	Condom			Shukhi			IUD			Injectables			Implant		
			CBL	AMD	MOS	CBL	AMD	MOS	CBL	AMD	MOS	CBL	AMD	MOS	CBL	AMD	MOS
126	Dhaka CWH	Keraniganj	89,468	49,033	1.8	45,180	27,431	1.6	261	79	3.3	7,349	3,291	2.2	660	88	7.5
127	Dhaka CWH	Lohajang	36,000	14,229	2.5	19,920	8,125	2.5	117	18	6.5	2,193	943	2.3	100	46	2.2
128	Dhaka CWH	Manikganj Sadar	7,200	41,195	0.2	18,615	16,300	1.1	225	27	8.3	4,226	2,032	2.1	0	80	0.0
129	Dhaka CWH	Manohardi	59,200	24,908	2.4	100,230	11,408	8.8	100	36	2.8	5,270	2,186	2.4	0	27	0.0
130	Dhaka CWH	Mirpur	122,200	151,808	0.8	99,240	38,329	2.6	625	249	2.5	23,196	11,373	2.0	450	334	1.3
131	Dhaka CWH	Munshiganj Sadar	59,586	26,913	2.2	26,322	16,828	1.6	96	27	3.6	3,288	1,588	2.1	0	61	0.0
132	Dhaka CWH	Narayanganj Sadar	106,700	85,770	1.2	1,785	49,468	0.0	318	81	3.9	18,376	8,636	2.1	275	160	1.7
133	Dhaka CWH	Narsingdi Sadar	104,551	55,821	1.9	14,953	46,091	0.3	218	93	2.3	16,163	7,599	2.1	65	101	0.6
134	Dhaka CWH	Nawabganj	49,200	23,741	2.1	29,856	13,235	2.3	33	13	2.5	2,175	906	2.4	200	27	7.4
135	Dhaka CWH	Palash	23,900	11,105	2.2	12,105	10,487	1.2	67	15	4.5	2,421	1,153	2.1	0	39	0.0
136	Dhaka CWH	Roypura	148,800	54,180	2.7	26,435	21,355	1.2	308	67	4.6	14,193	7,689	1.8	200	34	5.9
137	Dhaka CWH	Rupganj	86,890	41,243	2.1	415	32,852	0.0	149	28	5.3	6,642	3,090	2.1	0	76	0.0
138	Dhaka CWH	Saturia	16,500	9,234	1.8	6,510	8,025	0.8	82	21	3.9	1,560	728	2.1	0	34	0.0
139	Dhaka CWH	Savar	31,900	80,284	0.4	3,136	29,989	0.1	357	104	3.4	10,335	4,005	2.6	200	89	2.2
140	Dhaka CWH	Serajdikhan	43,192	23,401	1.8	23,610	18,425	1.3	138	28	4.9	2,752	1,485	1.9	0	40	0.0
141	Dhaka CWH	Shibalaya	23,570	17,075	1.4	38,520	8,554	4.5	114	10	11.4	3,120	1,407	2.2	0	56	0.0
142	Dhaka CWH	Shibpur	31,400	20,764	1.5	448	14,604	0.0	122	21	5.8	4,469	1,932	2.3	0	42	0.0
143	Dhaka CWH	Singair	52,000	26,095	2.0	31,990	13,738	2.3	75	13	5.8	1,947	881	2.2	0	40	0.0
144	Dhaka CWH	Sonargaon	60,500	32,225	1.9	14,070	22,528	0.6	99	38	2.6	5,793	2,890	2.0	150	74	2.0
145	Dhaka CWH	Sreenagar	65,400	35,879	1.8	31,515	20,162	1.6	131	22	6.0	3,527	1,778	2.0	300	27	11.1
146	Dhaka CWH	Sreepur	65,160	32,345	2.0	34,410	21,205	1.6	115	12	9.6	3,934	1,860	2.1	100	90	1.1
147	Dhaka CWH	Tejgaon	68,400	285,167	0.2	154,800	130,749	1.2	1,165	461	2.5	7,000	19,386	0.4	258	386	0.7
148	Dhaka CWH	Tongi	88,200	39,516	2.2	29,025	12,194	2.4	120	61	2.0	3,684	1,905	1.9	630	93	6.8
149	Dhaka CWH	Tongibari	28,500	12,481	2.3	17,490	9,066	1.9	42	5	8.4	839	429	2.0	300	26	11.5
150	Dinajpur RWH	Atwari	14,600	6,280	2.3	26,867	8,919	3.0	33	9	3.7	3,025	1,024	3.0	0	25	0.0

SL	Warehouse Name	Upazila Name	Condom			Shukhi			IUD			Injectables			Implant		
			CBL	AMD	MOS	CBL	AMD	MOS	CBL	AMD	MOS	CBL	AMD	MOS	CBL	AMD	MOS
151	Dinajpur RWH	Baliadangi	24,300	4,460	5.4	21,225	9,215	2.3	32	5	6.4	3,745	1,882	2.0	0	23	0.0
152	Dinajpur RWH	Biral	21,236	6,062	3.5	41,265	8,942	4.6	120	16	7.5	5,027	509	9.9	10	65	0.2
153	Dinajpur RWH	Birampur	19,500	6,053	3.2	41,265	5,801	7.1	95	9	10.6	1,422	306	4.6	0	54	0.0
154	Dinajpur RWH	Birganj	23,700	9,957	2.4	69,180	18,452	3.7	199	16	12.4	3,633	1,687	2.2	0	136	0.0
155	Dinajpur RWH	Bochaganj	12,670	6,491	2.0	15,690	9,274	1.7	138	18	7.7	1,662	625	2.7	0	55	0.0
156	Dinajpur RWH	Boda	15,200	9,461	1.6	14,925	17,342	0.9	47	17	2.8	5,745	2,520	2.3	0	108	0.0
157	Dinajpur RWH	Chirirbandar	19,500	7,591	2.6	22,590	13,959	1.6	127	17	7.5	3,507	1,150	3.0	8	125	0.1
158	Dinajpur RWH	Debiganj	31,600	10,977	2.9	62,205	19,648	3.2	103	17	6.1	7,330	3,692	2.0	0	67	0.0
159	Dinajpur RWH	Dinajpur Sadar	57,000	27,800	2.1	59,805	20,055	3.0	200	45	4.4	11,110	2,765	4.0	80	211	0.4
160	Dinajpur RWH	Fulbari	17,100	6,196	2.8	34,710	6,386	5.4	103	13	7.9	1,677	238	7.0	100	33	3.0
161	Dinajpur RWH	Haripur	18,900	7,461	2.5	40,620	8,474	4.8	63	5	12.6	3,290	1,212	2.7	0	20	0.0
162	Dinajpur RWH	Kaharole	14,900	4,317	3.5	15,410	8,394	1.8	112	8	14.0	1,353	587	2.3	0	84	0.0
163	Dinajpur RWH	Khansama	18,360	4,586	4.0	34,023	10,956	3.1	113	15	7.5	2,917	1,109	2.6	100	113	0.9
164	Dinajpur RWH	Nawabganj	27,500	9,556	2.9	54,450	12,032	4.5	128	6	21.3	3,095	1,275	2.4	0	56	0.0
165	Dinajpur RWH	Panchagarh Sadar	17,656	10,937	1.6	25,587	14,373	1.8	27	15	1.8	4,752	2,167	2.2	150	43	3.5
166	Dinajpur RWH	Parbatipur	38,940	19,333	2.0	14,408	13,610	1.1	191	25	7.6	5,338	2,523	2.1	200	119	1.7
167	Dinajpur RWH	Pirganj	23,500	8,964	2.6	51,210	11,370	4.5	65	12	5.4	4,887	2,617	1.9	200	53	3.8
168	Dinajpur RWH	Ranisankail	20,420	4,195	4.9	56,850	12,198	4.7	64	7	9.1	3,557	1,060	3.4	0	69	0.0
169	Dinajpur RWH	Tentulia	19,540	7,357	2.7	17,460	8,075	2.2	32	12	2.7	2,445	726	3.4	150	22	6.8
170	Dinajpur RWH	Thakurgaon Sadar	45,700	21,765	2.1	34,920	28,307	1.2	85	35	2.4	12,000	5,646	2.1	0	192	0.0
171	Faridpur RWH	Agailjhara	19,910	7,415	2.7	14,722	6,753	2.2	60	14	4.3	2,063	631	3.3	100	36	2.8
172	Faridpur RWH	Alfadanga	49,100	20,185	2.4	11,850	4,374	2.7	45	7	6.4	2,185	626	3.5	72	32	2.3
173	Faridpur RWH	Babuganj	20,800	6,298	3.3	16,830	6,082	2.8	103	26	4.0	1,713	624	2.7	0	35	0.0
174	Faridpur RWH	Baliakandi	57,622	23,507	2.5	2,903	9,849	0.3	74	28	2.6	4,639	1,194	3.9	150	59	2.5
175	Faridpur RWH	Banari Para	27,800	6,230	4.5	1,865	7,031	0.3	100	9	11.1	2,620	583	4.5	216	72	3.0

SL	Warehouse Name	Upazila Name	Condom			Shukhi			IUD			Injectables			Implant		
			CBL	AMD	MOS	CBL	AMD	MOS	CBL	AMD	MOS	CBL	AMD	MOS	CBL	AMD	MOS
176	Faridpur RWH	Barishal Sadar (kotwali)	83,800	25,540	3.3	3,690	14,980	0.2	208	64	3.3	7,635	3,352	2.3	138	130	1.1
177	Faridpur RWH	Bhanga	36,000	24,213	1.5	26,532	12,932	2.1	166	58	2.9	1,901	783	2.4	194	66	2.9
178	Faridpur RWH	Bhedarganj	40,700	13,020	3.1	5,535	7,378	0.8	47	17	2.8	6,048	1,636	3.7	266	37	7.2
179	Faridpur RWH	Boalmari	95,500	22,027	4.3	39,510	11,555	3.4	83	16	5.2	5,013	1,413	3.5	194	33	5.9
180	Faridpur RWH	Char Bhadrasan	21,400	6,611	3.2	5,274	1,443	3.7	88	12	7.3	1,114	189	5.9	50	27	1.9
181	Faridpur RWH	Damudya	18,692	5,216	3.6	10,710	3,196	3.4	81	12	6.8	1,760	324	5.4	100	9	11.1
182	Faridpur RWH	Faridpur Sadar	113,300	48,287	2.3	36,105	12,985	2.8	111	56	2.0	7,315	3,016	2.4	222	112	2.0
183	Faridpur RWH	Gaurnadi	33,000	9,963	3.3	8,505	9,739	0.9	82	13	6.3	4,428	1,112	4.0	0	31	0.0
184	Faridpur RWH	Goalanda	80,544	31,805	2.5	15	5,808	0.0	78	5	15.6	4,479	1,194	3.8	0	51	0.0
185	Faridpur RWH	Gopalganj Sadar	98,531	35,580	2.8	24,967	13,012	1.9	198	45	4.4	5,180	1,368	3.8	196	153	1.3
186	Faridpur RWH	Gosairhat	33,500	10,986	3.0	15,815	5,870	2.7	115	36	3.2	3,640	1,000	3.6	100	16	6.3
187	Faridpur RWH	Jhalokati Sadar	25,000	9,010	2.8	12,975	5,635	2.3	64	18	3.6	2,695	854	3.2	222	81	2.7
188	Faridpur RWH	Kalkini	26,500	14,292	1.9	15,510	8,438	1.8	49	23	2.1	2,250	1,180	1.9	272	82	3.3
189	Faridpur RWH	Kashiani	42,400	23,128	1.8	12,410	13,320	0.9	55	13	4.2	3,740	1,160	3.2	70	51	1.4
190	Faridpur RWH	Kotalipara	35,900	11,873	3.0	8,640	14,075	0.6	23	9	2.6	1,890	679	2.8	20	77	0.3
191	Faridpur RWH	Madaripur Sadar	55,400	23,335	2.4	29,700	13,308	2.2	267	85	3.1	9,726	4,769	2.0	560	110	5.1
192	Faridpur RWH	Madhukhali	44,600	15,483	2.9	435	11,499	0.0	134	30	4.5	4,489	1,333	3.4	122	52	2.3
193	Faridpur RWH	Muksudpur	77,995	30,491	2.6	10,086	18,294	0.6	86	29	3.0	5,025	1,797	2.8	100	75	1.3
194	Faridpur RWH	Nagarkanda	44,100	14,254	3.1	12,840	9,147	1.4	83	33	2.5	2,220	578	3.8	72	30	2.4
195	Faridpur RWH	Naria	26,208	11,083	2.4	3,990	7,760	0.5	4	15	0.3	1,895	832	2.3	73	34	2.1
196	Faridpur RWH	Nesarabad (swarupkati)	46,100	17,924	2.6	4,920	12,278	0.4	15	19	0.8	2,170	1,141	1.9	144	54	2.7
197	Faridpur RWH	Pangsha	95,900	39,031	2.5	4,635	16,680	0.3	170	27	6.3	5,169	2,039	2.5	482	127	3.8
198	Faridpur RWH	Rajbari Sadar	113,400	49,971	2.3	16,065	13,562	1.2	311	106	2.9	8,186	2,384	3.4	80	176	0.5
199	Faridpur RWH	Rajoir	39,400	13,854	2.8	17,625	9,361	1.9	40	12	3.3	3,367	1,299	2.6	72	31	2.3
200	Faridpur RWH	Sadarpur	31,000	13,585	2.3	19,140	6,093	3.1	87	15	5.8	2,666	508	5.2	183	25	7.3

SL	Warehouse Name	Upazila Name	Condom			Shukhi			IUD			Injectables			Implant		
			CBL	AMD	MOS	CBL	AMD	MOS	CBL	AMD	MOS	CBL	AMD	MOS	CBL	AMD	MOS
201	Faridpur RWH	Saltha	43,700	11,502	3.8	20,805	7,165	2.9	117	24	4.9	1,394	590	2.4	144	23	6.3
202	Faridpur RWH	Shariatpur Sadar	24,900	10,330	2.4	11,745	6,662	1.8	96	42	2.3	1,750	801	2.2	50	26	1.9
203	Faridpur RWH	Shib Char	76,100	26,298	2.9	24,345	15,526	1.6	98	34	2.9	4,593	2,274	2.0	144	69	2.1
204	Faridpur RWH	Tungipara	28,500	10,430	2.7	19,920	4,608	4.3	118	13	9.1	2,161	495	4.4	154	47	3.3
205	Faridpur RWH	Wazirpur	31,700	11,516	2.8	6,360	11,143	0.6	109	13	8.4	1,731	873	2.0	50	73	0.7
206	Faridpur RWH	Zanjira	44,300	14,560	3.0	22,420	5,862	3.8	127	21	6.0	2,621	773	3.4	270	45	6.0
207	Jamalpur RWH	Bakshiganj	37,900	19,637	1.9	12,205	10,449	1.2	80	20	4.0	2,023	1,038	1.9	100	66	1.5
208	Jamalpur RWH	Char Rajibpur	29,700	18,456	1.6	13,695	6,239	2.2	32	2	16.0	2,936	1,384	2.1	20	18	1.1
209	Jamalpur RWH	Dewanganj	40,480	22,314	1.8	25,590	14,672	1.7	75	27	2.8	5,768	2,745	2.1	200	87	2.3
210	Jamalpur RWH	Islampur	48,700	27,453	1.8	41,629	23,049	1.8	88	58	1.5	3,574	1,608	2.2	100	69	1.4
211	Jamalpur RWH	Jamalpur Sadar	46,100	40,446	1.1	49,910	35,286	1.4	218	60	3.6	9,815	4,649	2.1	56	124	0.5
212	Jamalpur RWH	Jhenaigati	37,000	14,107	2.6	49,945	15,719	3.2	87	12	7.3	3,264	1,580	2.1	100	42	2.4
213	Jamalpur RWH	Madarganj	41,000	16,044	2.6	31,680	12,511	2.5	140	67	2.1	2,170	949	2.3	128	138	0.9
214	Jamalpur RWH	Melandaha	60,000	26,479	2.3	39,420	21,031	1.9	85	33	2.6	5,050	2,576	2.0	150	52	2.9
215	Jamalpur RWH	Nakla	61,700	11,384	5.4	64,965	11,813	5.5	47	19	2.5	2,864	1,293	2.2	128	69	1.9
216	Jamalpur RWH	Nalitabari	55,500	17,862	3.1	46,110	15,746	2.9	89	9	9.9	2,494	1,463	1.7	140	56	2.5
217	Jamalpur RWH	Raumari	47,300	21,074	2.2	13,770	11,032	1.2	45	18	2.5	4,320	2,061	2.1	100	31	3.2
218	Jamalpur RWH	Sarishabari	32,500	24,062	1.4	20,265	15,735	1.3	93	35	2.7	2,975	1,709	1.7	200	64	3.1
219	Jamalpur RWH	Sherpur Sadar	59,700	31,939	1.9	65,970	31,735	2.1	65	23	2.8	13,165	6,900	1.9	100	80	1.3
220	Jamalpur RWH	Sreebardi	35,420	14,626	2.4	21,960	13,721	1.6	32	6	5.3	2,136	1,064	2.0	300	75	4.0
221	Jashore RWH	Abhaynagar	65,600	21,285	3.1	28,890	8,135	3.6	98	24	4.1	8,515	2,051	4.2	0	50	0.0
222	Jashore RWH	Bagher Para	43,100	18,796	2.3	19,620	7,828	2.5	123	14	8.8	3,226	1,488	2.2	222	44	5.0
223	Jashore RWH	Chaugachha	46,900	20,697	2.3	14,460	7,204	2.0	139	14	9.9	2,240	989	2.3	149	38	3.9
224	Jashore RWH	Harinakunda	56,500	8,546	6.6	8,415	8,283	1.0	210	11	19.1	4,140	915	4.5	244	52	4.7
225	Jashore RWH	Jashore Sadar	118,000	75,651	1.6	73,005	24,383	3.0	134	46	2.9	14,709	7,607	1.9	344	104	3.3

SL	Warehouse Name	Upazila Name	Condom			Shukhi			IUD			Injectables			Implant		
			CBL	AMD	MOS	CBL	AMD	MOS	CBL	AMD	MOS	CBL	AMD	MOS	CBL	AMD	MOS
226	Jashore RWH	Jhenaidah Sadar	50,655	22,280	2.3	11,310	12,795	0.9	99	44	2.3	4,501	2,284	2.0	182	69	2.6
227	Jashore RWH	Jhikargachha	44,100	19,475	2.3	10,980	9,024	1.2	130	24	5.4	3,500	1,732	2.0	72	44	1.6
228	Jashore RWH	Kalia	32,500	18,327	1.8	180	7,921	0.0	49	6	8.2	1,650	639	2.6	538	21	25.6
229	Jashore RWH	Kaliganj	63,100	21,869	2.9	11,025	9,860	1.1	152	9	16.9	4,630	1,065	4.3	72	44	1.6
230	Jashore RWH	Keshabpur	38,300	15,260	2.5	12,885	8,706	1.5	78	10	7.8	3,109	1,657	1.9	248	49	5.1
231	Jashore RWH	Kotchandpur	26,300	8,910	3.0	14,415	4,785	3.0	110	7	15.7	1,450	676	2.1	466	28	16.6
232	Jashore RWH	Lohagara	60,500	20,220	3.0	7,265	9,554	0.8	100	19	5.3	6,310	1,364	4.6	616	29	21.2
233	Jashore RWH	Magura Sadar	33,900	29,942	1.1	11,415	12,272	0.9	127	46	2.8	6,367	3,073	2.1	100	115	0.9
234	Jashore RWH	Maheshpur	66,536	20,067	3.3	19,225	7,008	2.7	100	29	3.4	8,500	3,117	2.7	216	53	4.1
235	Jashore RWH	Manirampur	60,000	29,035	2.1	16,095	16,997	0.9	205	8	25.6	12,050	5,823	2.1	532	61	8.7
236	Jashore RWH	Mohammadpur	35,500	6,520	5.4	11,519	6,728	1.7	174	13	13.4	2,821	771	3.7	172	27	6.4
237	Jashore RWH	Narail Sadar	59,100	29,099	2.0	0	10,455	0.0	142	12	11.8	6,960	1,824	3.8	244	45	5.4
238	Jashore RWH	Shailkupa	79,500	25,386	3.1	2,820	12,144	0.2	130	15	8.7	6,539	1,554	4.2	360	91	4.0
239	Jashore RWH	Shalikhha	14,400	6,497	2.2	9,855	7,503	1.3	69	10	6.9	1,178	541	2.2	272	44	6.2
240	Jashore RWH	Sharsha	70,100	34,070	2.1	2,205	11,282	0.2	136	22	6.2	6,003	2,638	2.3	194	62	3.1
241	Jashore RWH	Sreepur	18,600	11,664	1.6	3,465	8,401	0.4	118	12	9.8	2,152	991	2.2	488	50	9.8
242	Khulna RWH	Assasuni	43,800	17,721	2.5	36,195	16,147	2.2	31	4	7.8	3,760	1,350	2.8	0	47	0.0
243	Khulna RWH	Bagerhat Sadar	45,500	21,187	2.1	15,495	12,363	1.3	65	14	4.6	3,395	1,341	2.5	0	79	0.0
244	Khulna RWH	Batiaghata	33,900	15,122	2.2	31,890	8,588	3.7	28	6	4.7	1,435	723	2.0	144	28	5.1
245	Khulna RWH	Bhandaria	29,300	10,804	2.7	17,070	6,628	2.6	165	17	9.7	1,974	994	2.0	266	27	9.9
246	Khulna RWH	Chitalmari	32,700	18,059	1.8	21,000	7,311	2.9	37	5	7.4	2,571	1,131	2.3	0	32	0.0
247	Khulna RWH	Dacope	32,500	8,524	3.8	27,675	6,361	4.4	36	3	12.0	1,144	544	2.1	0	61	0.0
248	Khulna RWH	Daulatpur	104,100	51,211	2.0	44,190	13,146	3.4	80	19	4.2	7,500	3,090	2.4	0	51	0.0
249	Khulna RWH	Debhata	23,400	12,017	1.9	23,145	6,310	3.7	19	6	3.2	1,799	477	3.8	0	18	0.0
250	Khulna RWH	Dumuria	57,450	30,087	1.9	14,535	16,115	0.9	112	48	2.3	5,315	2,210	2.4	0	124	0.0

SL	Warehouse Name	Upazila Name	Condom			Shukhi			IUD			Injectables			Implant		
			CBL	AMD	MOS	CBL	AMD	MOS	CBL	AMD	MOS	CBL	AMD	MOS	CBL	AMD	MOS
251	Khulna RWH	Fakirhat	30,200	10,455	2.9	23,505	5,547	4.2	44	8	5.5	1,726	588	2.9	0	22	0.0
252	Khulna RWH	Indurkani	11,400	4,354	2.6	11,310	4,311	2.6	41	9	4.6	1,500	526	2.9	0	24	0.0
253	Khulna RWH	Kachua	22,600	7,476	3.0	18,465	5,505	3.4	32	9	3.6	1,492	543	2.7	0	33	0.0
254	Khulna RWH	Kalaroa	54,100	25,967	2.1	33,105	8,194	4.0	52	4	13.0	3,182	1,205	2.6	20	24	0.8
255	Khulna RWH	Kaliganj	45,300	24,871	1.8	20,670	15,009	1.4	76	10	7.6	3,438	1,366	2.5	144	46	3.1
256	Khulna RWH	Kanthalia	10,597	4,518	2.3	18,840	4,108	4.6	35	6	5.8	2,243	751	3.0	100	31	3.2
257	Khulna RWH	Kawkhali	11,200	4,208	2.7	11,345	3,296	3.4	53	13	4.1	620	348	1.8	72	18	4.0
258	Khulna RWH	Khulna Sadar	159,500	98,304	1.6	49,890	19,225	2.6	741	215	3.4	10,141	6,094	1.7	94	46	2.0
259	Khulna RWH	Koyra	36,200	12,452	2.9	21,960	11,414	1.9	48	11	4.4	2,112	629	3.4	288	46	6.3
260	Khulna RWH	Mathbaria	35,200	15,474	2.3	28,380	15,095	1.9	53	20	2.7	3,563	1,652	2.2	0	22	0.0
261	Khulna RWH	Mollahat	28,300	10,610	2.7	17,205	8,707	2.0	80	13	6.2	1,038	447	2.3	0	49	0.0
262	Khulna RWH	Mongla	37,700	14,467	2.6	16,350	7,475	2.2	72	25	2.9	1,878	727	2.6	72	33	2.2
263	Khulna RWH	Morrelganj	64,620	21,600	3.0	13,500	21,060	0.6	100	64	1.6	5,305	2,008	2.6	0	90	0.0
264	Khulna RWH	Nazirpur	39,300	13,302	3.0	24,045	9,643	2.5	35	17	2.1	3,040	1,239	2.5	72	28	2.6
265	Khulna RWH	Paikgachha	33,300	13,791	2.4	13,020	15,113	0.9	50	9	5.6	2,050	938	2.2	0	63	0.0
266	Khulna RWH	Phultala	39,000	16,331	2.4	23,565	5,501	4.3	30	14	2.1	2,315	758	3.1	0	35	0.0
267	Khulna RWH	Pirojpur Sadar	22,700	8,982	2.5	26,745	7,578	3.5	62	29	2.1	2,353	872	2.7	144	47	3.1
268	Khulna RWH	Rajapur	19,400	6,766	2.9	19,785	4,395	4.5	20	4	5.0	1,729	607	2.8	50	10	5.0
269	Khulna RWH	Rampal	36,700	15,520	2.4	22,680	10,265	2.2	85	19	4.5	2,670	400	6.7	244	42	5.8
270	Khulna RWH	Rupsa	26,400	13,546	1.9	22,710	5,826	3.9	35	21	1.7	1,293	442	2.9	0	34	0.0
271	Khulna RWH	Sarankhola	26,200	12,773	2.1	15,740	7,273	2.2	85	7	12.1	3,120	1,350	2.3	72	29	2.5
272	Khulna RWH	Satkhira Sadar	120,100	46,402	2.6	37,945	15,690	2.4	70	22	3.2	9,452	3,836	2.5	0	67	0.0
273	Khulna RWH	Shyamnagar	43,800	17,208	2.5	36,570	16,385	2.2	36	11	3.3	2,630	861	3.1	0	50	0.0
274	Khulna RWH	Tala	47,700	17,983	2.7	17,415	13,680	1.3	125	45	2.8	5,316	2,006	2.7	0	47	0.0
275	Khulna RWH	Terokhada	32,100	14,874	2.2	16,635	7,587	2.2	50	6	8.3	1,427	335	4.3	72	27	2.7

SL	Warehouse Name	Upazila Name	Condom			Shukhi			IUD			Injectables			Implant		
			CBL	AMD	MOS	CBL	AMD	MOS	CBL	AMD	MOS	CBL	AMD	MOS	CBL	AMD	MOS
276	Kushtia RWH	Alamdanga	41,400	19,672	2.1	21,855	15,117	1.4	30	6	5.0	5,400	2,373	2.3	300	77	3.9
277	Kushtia RWH	Bheramara	53,500	24,793	2.2	14,790	8,225	1.8	33	9	3.7	4,238	1,762	2.4	2	28	0.1
278	Kushtia RWH	Chuadanga Sadar	58,600	29,644	2.0	18,045	12,384	1.5	103	35	2.9	7,005	3,243	2.2	200	50	4.0
279	Kushtia RWH	Damurhuda	42,300	19,289	2.2	18,315	11,204	1.6	59	12	4.9	7,030	3,496	2.0	0	63	0.0
280	Kushtia RWH	Daulatpur	98,500	39,395	2.5	24,240	21,322	1.1	38	6	6.3	7,406	3,604	2.1	0	22	0.0
281	Kushtia RWH	Gangni	51,600	26,499	1.9	21,735	11,976	1.8	67	14	4.8	9,063	4,352	2.1	72	26	2.8
282	Kushtia RWH	Jiban Nagar	21,500	8,870	2.4	16,560	8,297	2.0	84	23	3.7	3,315	1,739	1.9	100	50	2.0
283	Kushtia RWH	Khoksa	32,100	12,732	2.5	11,840	7,293	1.6	0	5	0.0	463	165	2.8	0	16	0.0
284	Kushtia RWH	Kumarkhali	51,100	25,070	2.0	22,703	11,937	1.9	26	15	1.7	4,539	2,244	2.0	0	58	0.0
285	Kushtia RWH	Kushtia Sadar	66,900	37,628	1.8	37,635	23,562	1.6	28	36	0.8	8,113	4,136	2.0	16	100	0.2
286	Kushtia RWH	Meherpur Sadar	56,000	25,754	2.2	19,485	8,469	2.3	17	7	2.4	6,173	2,691	2.3	73	28	2.6
287	Kushtia RWH	Mirpur	55,300	24,864	2.2	24,975	14,086	1.8	0	6	0.0	4,322	2,158	2.0	0	43	0.0
288	Kushtia RWH	Mujib Nagar	19,100	7,579	2.5	6,465	2,552	2.5	20	3	6.7	2,108	987	2.1	0	12	0.0
289	Mymensingh RWH	Atpara	21,900	8,591	2.5	38,045	7,191	5.3	16	3	5.3	2,286	739	3.1	360	50	7.2
290	Mymensingh RWH	Austagram	23,800	15,640	1.5	21,975	7,855	2.8	160	22	7.3	2,962	1,339	2.2	0	19	0.0
291	Mymensingh RWH	Bajitpur	26,480	17,478	1.5	35,850	10,893	3.3	161	21	7.7	1,860	737	2.5	0	32	0.0
292	Mymensingh RWH	Barhatta	25,600	11,505	2.2	6,135	11,445	0.5	88	7	12.6	2,995	1,380	2.2	149	44	3.4
293	Mymensingh RWH	Bhairab	24,900	28,221	0.9	27,270	15,062	1.8	102	24	4.3	3,232	1,773	1.8	476	87	5.5
294	Mymensingh RWH	Bhaluka	49,800	23,992	2.1	5,760	20,985	0.3	139	32	4.3	3,751	1,697	2.2	0	61	0.0
295	Mymensingh RWH	Dharampasha	42,500	23,188	1.8	21,270	15,453	1.4	73	13	5.6	3,709	1,823	2.0	288	68	4.2
296	Mymensingh RWH	Dhobaura	21,000	11,628	1.8	57,795	8,350	6.9	95	7	13.6	2,250	1,278	1.8	74	19	3.9
297	Mymensingh RWH	Durgapur	44,900	22,180	2.0	35,925	16,456	2.2	63	28	2.3	4,866	2,499	1.9	216	52	4.2
298	Mymensingh RWH	Fulbaria	57,100	23,801	2.4	20,205	24,673	0.8	119	36	3.3	2,782	1,527	1.8	0	41	0.0
299	Mymensingh RWH	Gaffargaon	51,000	37,480	1.4	43,110	13,683	3.2	94	17	5.5	4,508	2,165	2.1	144	56	2.6
300	Mymensingh RWH	Gauripur	22,000	15,505	1.4	30,045	14,144	2.1	112	29	3.9	3,238	1,860	1.7	144	36	4.0

SL	Warehouse Name	Upazila Name	Condom			Shukhi			IUD			Injectables			Implant		
			CBL	AMD	MOS	CBL	AMD	MOS	CBL	AMD	MOS	CBL	AMD	MOS	CBL	AMD	MOS
301	Mymensingh RWH	Haluaghat	25,900	16,050	1.6	28,020	15,524	1.8	61	26	2.3	2,240	1,823	1.2	0	50	0.0
302	Mymensingh RWH	Hossainpur	35,500	13,491	2.6	37,935	11,642	3.3	57	18	3.2	2,802	1,182	2.4	144	48	3.0
303	Mymensingh RWH	Ishwarganj	29,800	18,083	1.6	12,376	15,240	0.8	42	8	5.3	4,239	1,783	2.4	0	48	0.0
304	Mymensingh RWH	Itna	20,500	14,049	1.5	46,530	10,714	4.3	42	13	3.2	1,645	604	2.7	144	39	3.7
305	Mymensingh RWH	Kalmakanda	26,100	18,657	1.4	8,100	14,969	0.5	65	15	4.3	1,717	1,281	1.3	72	48	1.5
306	Mymensingh RWH	Karimganj	10,300	16,629	0.6	37,125	12,806	2.9	78	27	2.9	2,253	1,191	1.9	0	69	0.0
307	Mymensingh RWH	Katiadi	40,200	24,863	1.6	22,815	18,181	1.3	140	33	4.2	3,386	1,795	1.9	299	60	5.0
308	Mymensingh RWH	Kendua	23,400	14,922	1.6	1,395	13,028	0.1	63	23	2.7	2,632	1,218	2.2	58	82	0.7
309	Mymensingh RWH	Khaliajuri	10,300	6,651	1.5	49,080	5,625	8.7	54	3	18.0	938	492	1.9	0	28	0.0
310	Mymensingh RWH	Kishoreganj Sadar	65,000	28,305	2.3	43,050	17,705	2.4	178	66	2.7	5,095	2,229	2.3	0	80	0.0
311	Mymensingh RWH	Kuliar Char	15,700	18,983	0.8	17,570	11,979	1.5	123	15	8.2	2,476	1,133	2.2	0	59	0.0
312	Mymensingh RWH	Madan	15,415	13,790	1.1	25,470	10,526	2.4	56	12	4.7	2,598	698	3.7	72	57	1.3
313	Mymensingh RWH	Mithamain	14,300	9,257	1.5	52,305	7,581	6.9	10	7	1.4	566	232	2.4	144	20	7.2
314	Mymensingh RWH	Mohanganj	12,500	7,355	1.7	12,885	9,073	1.4	42	11	3.8	1,710	891	1.9	144	67	2.1
315	Mymensingh RWH	Muktagachha	35,600	24,316	1.5	12,525	16,096	0.8	50	15	3.3	4,214	1,953	2.2	100	68	1.5
316	Mymensingh RWH	Mymensingh Sadar	82,800	55,371	1.5	17,550	38,389	0.5	214	124	1.7	7,028	3,491	2.0	323	250	1.3
317	Mymensingh RWH	Nandail	10,000	15,252	0.7	2,525	12,834	0.2	131	20	6.6	3,890	2,283	1.7	216	61	3.5
318	Mymensingh RWH	Netrakona Sadar	38,880	20,384	1.9	24,210	20,571	1.2	25	5	5.0	5,055	2,562	2.0	416	93	4.5
319	Mymensingh RWH	Nikli	18,800	12,675	1.5	23,205	5,806	4.0	158	29	5.4	1,854	912	2.0	72	47	1.5
320	Mymensingh RWH	Pakundia	46,116	17,902	2.6	36,750	11,937	3.1	76	19	4.0	2,474	1,192	2.1	216	55	3.9
321	Mymensingh RWH	Phulpur	25,300	24,011	1.1	9,315	26,046	0.4	180	58	3.1	5,285	2,334	2.3	516	152	3.4
322	Mymensingh RWH	Purbadhala	27,400	15,498	1.8	26,175	13,291	2.0	40	14	2.9	3,935	1,960	2.0	0	85	0.0
323	Mymensingh RWH	Tarail	17,550	17,678	1.0	40,530	10,838	3.7	53	20	2.7	1,574	894	1.8	0	40	0.0
324	Mymensingh RWH	Trishal	34,800	26,362	1.3	23,690	21,053	1.1	122	25	4.9	3,373	1,885	1.8	244	79	3.1
325	Noakhali RWH	Begumganj	18,500	21,392	0.9	8,085	12,188	0.7	64	75	0.9	553	2,019	0.3	10	104	0.1

SL	Warehouse Name	Upazila Name	Condom			Shukhi			IUD			Injectables			Implant		
			CBL	AMD	MOS	CBL	AMD	MOS	CBL	AMD	MOS	CBL	AMD	MOS	CBL	AMD	MOS
326	Noakhali RWH	Chatkhil	10,750	4,623	2.3	10,504	3,931	2.7	8	22	0.4	1,405	661	2.1	0	32	0.0
327	Noakhali RWH	Chhagalnaiya	24,700	10,352	2.4	13,020	6,397	2.0	18	9	2.0	2,303	1,115	2.1	100	28	3.6
328	Noakhali RWH	Companiganj	21,912	12,464	1.8	14,970	7,033	2.1	37	13	2.8	2,568	1,279	2.0	0	50	0.0
329	Noakhali RWH	Daganbhuiyan	29,400	13,822	2.1	22,950	5,592	4.1	25	13	1.9	1,796	948	1.9	160	26	6.2
330	Noakhali RWH	Feni Sadar	60,200	43,468	1.4	29,139	17,133	1.7	183	113	1.6	7,515	3,823	2.0	400	121	3.3
331	Noakhali RWH	Fulgazi	21,600	8,933	2.4	11,100	4,505	2.5	52	14	3.7	1,504	703	2.1	50	23	2.2
332	Noakhali RWH	Hatiya	27,236	16,643	1.6	14,404	14,401	1.0	119	32	3.7	2,004	2,654	0.8	50	85	0.6
333	Noakhali RWH	Kabirhat	20,780	9,311	2.2	17,460	7,765	2.2	38	17	2.2	2,776	1,514	1.8	10	65	0.2
334	Noakhali RWH	Kamalnagar	14,900	6,807	2.2	13,479	5,859	2.3	53	14	3.8	5,356	3,157	1.7	5	96	0.1
335	Noakhali RWH	Lakshmipur Sadar	11,600	14,548	0.8	8,460	12,182	0.7	55	51	1.1	7,950	5,141	1.5	72	109	0.7
336	Noakhali RWH	Noakhali Sadar	5,100	26,596	0.2	3,330	10,754	0.3	44	75	0.6	3,021	3,491	0.9	0	107	0.0
337	Noakhali RWH	Parshuram	20,800	12,834	1.6	9,089	4,971	1.8	21	8	2.6	1,763	810	2.2	50	32	1.6
338	Noakhali RWH	Ramganj	18,500	7,365	2.5	10,430	4,555	2.3	51	19	2.7	3,415	1,577	2.2	100	41	2.4
339	Noakhali RWH	Ramgati	17,057	6,506	2.6	30,988	6,731	4.6	32	12	2.7	6,334	3,482	1.8	50	34	1.5
340	Noakhali RWH	Roypur	9,200	3,801	2.4	16,215	6,161	2.6	139	31	4.5	2,775	1,377	2.0	100	49	2.0
341	Noakhali RWH	Senbagh	55,900	10,309	5.4	43,460	7,302	6.0	110	15	7.3	2,184	1,101	2.0	0	52	0.0
342	Noakhali RWH	Sonagazi	25,368	15,846	1.6	20,070	10,827	1.9	27	25	1.1	4,100	2,387	1.7	28	37	0.8
343	Noakhali RWH	Sonaimuri	18,900	8,612	2.2	12,660	5,481	2.3	114	16	7.1	2,765	1,457	1.9	101	55	1.8
344	Noakhali RWH	Subarnachar	31,800	14,584	2.2	18,085	9,352	1.9	25	12	2.1	3,055	1,569	1.9	0	53	0.0
345	Pabna RWH	Atgharia	18,800	8,691	2.2	1,170	7,958	0.1	108	14	7.7	831	467	1.8	0	33	0.0
346	Pabna RWH	Belkuchi	92,100	49,003	1.9	22,650	21,680	1.0	147	20	7.4	4,056	1,849	2.2	0	29	0.0
347	Pabna RWH	Bera	23,600	11,083	2.1	36,795	12,273	3.0	195	64	3.0	2,451	1,389	1.8	5	41	0.1
348	Pabna RWH	Bhangura	34,800	8,659	4.0	55,605	5,837	9.5	74	10	7.4	611	191	3.2	10	23	0.4
349	Pabna RWH	Chatmohar	59,200	29,399	2.0	20,460	21,767	0.9	120	31	3.9	1,978	1,096	1.8	200	48	4.2
350	Pabna RWH	Faridpur	24,300	8,386	2.9	17,850	5,760	3.1	94	14	6.7	2,018	1,042	1.9	0	29	0.0

SL	Warehouse Name	Upazila Name	Condom			Shukhi			IUD			Injectables			Implant		
			CBL	AMD	MOS	CBL	AMD	MOS	CBL	AMD	MOS	CBL	AMD	MOS	CBL	AMD	MOS
351	Pabna RWH	Ishwardi	55,044	30,493	1.8	25,065	17,914	1.4	78	21	3.7	3,249	1,566	2.1	0	94	0.0
352	Pabna RWH	Kamarkhanda	25,600	12,337	2.1	21,630	7,208	3.0	118	17	6.9	2,345	1,049	2.2	10	26	0.4
353	Pabna RWH	Kazipur	57,200	37,501	1.5	22,840	12,832	1.8	129	47	2.7	5,600	2,323	2.4	257	98	2.6
354	Pabna RWH	Pabna Sadar	5,000	65,720	0.1	15,735	40,901	0.4	125	140	0.9	400	8,285	0.0	200	89	2.2
355	Pabna RWH	Royganj	29,800	16,842	1.8	35,280	23,031	1.5	105	31	3.4	3,299	2,170	1.5	150	10	15.0
356	Pabna RWH	Santhia	45,200	19,333	2.3	43,440	20,517	2.1	127	14	9.1	6,800	3,361	2.0	0	46	0.0
357	Pabna RWH	Shahjadpur	118,700	62,405	1.9	390	29,020	0.0	239	106	2.3	13,355	6,540	2.0	0	167	0.0
358	Pabna RWH	Sirajganj Sadar	60,500	45,069	1.3	25,200	25,273	1.0	30	55	0.5	7,250	3,961	1.8	0	52	0.0
359	Pabna RWH	Sujanagar	50,500	23,989	2.1	6,090	12,597	0.5	96	30	3.2	5,630	2,656	2.1	200	52	3.8
360	Pabna RWH	Tarash	32,600	16,159	2.0	14,445	17,236	0.8	130	34	3.8	1,959	1,017	1.9	0	31	0.0
361	Pabna RWH	Ullah Para	101,100	63,105	1.6	90,180	45,314	2.0	260	102	2.5	8,300	4,629	1.8	60	36	1.7
362	Patuakhali RWH	Amtali	22,900	11,605	2.0	25,680	16,351	1.6	65	13	5.0	3,658	1,817	2.0	0	146	0.0
363	Patuakhali RWH	Bakerganj	45,316	17,451	2.6	21,660	14,291	1.5	104	23	4.5	4,067	1,956	2.1	0	70	0.0
364	Patuakhali RWH	Bamna	9,800	3,448	2.8	7,080	4,268	1.7	73	11	6.6	532	180	3.0	144	54	2.7
365	Patuakhali RWH	Barguna Sadar	22,100	10,038	2.2	29,190	12,666	2.3	75	21	3.6	7,400	3,583	2.1	100	103	1.0
366	Patuakhali RWH	Bauphal	23,100	11,455	2.0	19,440	15,605	1.2	60	40	1.5	4,900	2,190	2.2	0	48	0.0
367	Patuakhali RWH	Betagi	14,700	5,433	2.7	10,800	5,519	2.0	85	14	6.1	1,430	668	2.1	100	27	3.7
368	Patuakhali RWH	Dashmina	9,300	3,378	2.8	9,525	4,927	1.9	42	19	2.2	1,919	889	2.2	200	38	5.3
369	Patuakhali RWH	Dumki	16,800	3,070	5.5	6,390	2,606	2.5	50	8	6.3	1,112	377	2.9	150	20	7.5
370	Patuakhali RWH	Galachipa	18,468	9,065	2.0	29,700	17,717	1.7	48	12	4.0	7,812	3,692	2.1	50	41	1.2
371	Patuakhali RWH	Kalapara	24,568	10,053	2.4	22,890	13,819	1.7	69	26	2.7	6,303	3,208	2.0	150	26	5.8
372	Patuakhali RWH	Mirzaganj	14,600	6,733	2.2	10,890	6,348	1.7	61	4	15.3	1,271	592	2.1	100	27	3.7
373	Patuakhali RWH	Nalchity	14,800	6,400	2.3	14,565	6,324	2.3	71	16	4.4	2,828	1,400	2.0	352	33	10.7
374	Patuakhali RWH	Patharghata	16,100	7,304	2.2	17,415	8,082	2.2	47	16	2.9	2,850	1,345	2.1	100	90	1.1
375	Patuakhali RWH	Patuakhali Sadar	36,072	16,124	2.2	30,015	14,175	2.1	210	58	3.6	6,590	3,249	2.0	340	125	2.7

SL	Warehouse Name	Upazila Name	Condom			Shukhi			IUD			Injectables			Implant		
			CBL	AMD	MOS	CBL	AMD	MOS	CBL	AMD	MOS	CBL	AMD	MOS	CBL	AMD	MOS
376	Rajshahi RWH	Bagatipara	38,200	16,370	2.3	14,445	6,544	2.2	14	3	4.7	775	362	2.1	26	41	0.6
377	Rajshahi RWH	Bagha	69,600	26,875	2.6	44,565	8,706	5.1	25	6	4.2	3,079	1,449	2.1	0	29	0.0
378	Rajshahi RWH	Baghmara	96,900	42,904	2.3	55,440	28,322	2.0	93	46	2.0	4,291	2,037	2.1	500	59	8.5
379	Rajshahi RWH	Baraigram	58,200	28,411	2.0	40,140	16,847	2.4	57	28	2.0	4,860	2,086	2.3	0	57	0.0
380	Rajshahi RWH	Bholahat	27,200	9,356	2.9	11,460	4,725	2.4	0	5	0.0	1,464	662	2.2	0	16	0.0
381	Rajshahi RWH	Boalia	97,200	52,072	1.9	17,895	7,366	2.4	137	56	2.4	6,630	3,027	2.2	430	129	3.3
382	Rajshahi RWH	Chapai Nababganj Sadar	109,800	49,588	2.2	26,685	17,084	1.6	80	64	1.3	8,140	3,364	2.4	0	34	0.0
383	Rajshahi RWH	Charghat	51,000	23,876	2.1	30,915	12,272	2.5	47	20	2.4	1,550	668	2.3	0	60	0.0
384	Rajshahi RWH	Durgapur	67,300	21,297	3.2	26,640	8,733	3.1	14	5	2.8	1,372	546	2.5	0	25	0.0
385	Rajshahi RWH	Godagari	77,600	52,212	1.5	39,135	15,958	2.5	24	10	2.4	5,818	3,054	1.9	0	36	0.0
386	Rajshahi RWH	Gomastapur	63,600	28,442	2.2	36,405	12,571	2.9	17	21	0.8	2,516	1,191	2.1	0	24	0.0
387	Rajshahi RWH	Gurudaspur	70,900	34,662	2.0	26,010	15,870	1.6	18	8	2.3	2,671	1,287	2.1	0	87	0.0
388	Rajshahi RWH	Lalpur	50,900	23,847	2.1	13,695	16,882	0.8	50	20	2.5	3,345	1,627	2.1	0	48	0.0
389	Rajshahi RWH	Mohanpur	20,614	15,059	1.4	23,745	9,253	2.6	15	5	3.0	2,758	2,040	1.4	0	44	0.0
390	Rajshahi RWH	Nachole	40,500	12,449	3.3	18,375	5,356	3.4	30	5	6.0	2,100	1,033	2.0	0	15	0.0
391	Rajshahi RWH	Natore Sadar	89,400	40,723	2.2	38,205	15,634	2.4	132	41	3.2	3,014	1,407	2.1	5	139	0.0
392	Rajshahi RWH	Paba	77,600	42,625	1.8	23,460	11,726	2.0	13	5	2.6	7,322	3,385	2.2	0	27	0.0
393	Rajshahi RWH	Puthia	56,380	25,658	2.2	22,350	11,124	2.0	18	8	2.3	2,293	1,182	1.9	0	34	0.0
394	Rajshahi RWH	Shibganj	95,700	47,362	2.0	10,575	17,644	0.6	15	21	0.7	5,306	2,371	2.2	0	34	0.0
395	Rajshahi RWH	Singra	69,420	42,412	1.6	31,110	22,498	1.4	79	19	4.2	3,646	1,838	2.0	100	115	0.9
396	Rajshahi RWH	Tanore	34,800	18,167	1.9	10,320	13,457	0.8	43	16	2.7	2,091	959	2.2	0	136	0.0
397	Rangamati RWH	Baghaichhari	7,300	8,825	0.8	7,105	5,590	1.3	32	3	10.7	892	323	2.8	60	18	3.3
398	Rangamati RWH	Barkal	10,000	3,878	2.6	1,935	3,156	0.6	25	2	12.5	1,402	343	4.1	92	11	8.4
399	Rangamati RWH	Belai Chhari	9,057	1,571	5.8	3,808	2,192	1.7	25	2	12.5	286	122	2.3	20	11	1.8
400	Rangamati RWH	Jurai Chhari	12,100	2,151	5.6	14,370	1,807	8.0	31	4	7.8	797	147	5.4	100	8	12.5

SL	Warehouse Name	Upazila Name	Condom			Shukhi			IUD			Injectables			Implant		
			CBL	AMD	MOS	CBL	AMD	MOS	CBL	AMD	MOS	CBL	AMD	MOS	CBL	AMD	MOS
401	Rangamati RWH	Kaptai	2,700	5,384	0.5	5,130	2,865	1.8	19	2	9.5	195	398	0.5	50	32	1.6
402	Rangamati RWH	Kawkhali (betbunia)	11,800	3,370	3.5	7,950	2,990	2.7	16	5	3.2	1,100	507	2.2	112	43	2.6
403	Rangamati RWH	Langadu	3,900	5,360	0.7	4,660	3,701	1.3	28	9	3.1	844	370	2.3	57	30	1.9
404	Rangamati RWH	Naniarchar	13,300	4,695	2.8	12,670	4,061	3.1	15	2	7.5	1,330	243	5.5	100	15	6.7
405	Rangamati RWH	Rajasthali	7,200	1,398	5.2	6,075	1,631	3.7	35	2	17.5	836	83	10.1	10	22	0.5
406	Rangamati RWH	Rangamati Sadar	27,500	8,954	3.1	11,625	5,869	2.0	223	61	3.7	2,083	693	3.0	110	48	2.3
407	Rangpur RWH	Aditmari	43,200	14,505	3.0	34,200	12,368	2.8	213	89	2.4	7,134	3,367	2.1	0	82	0.0
408	Rangpur RWH	Badarganj	32,300	11,829	2.7	29,136	17,061	1.7	100	39	2.6	6,970	3,236	2.2	72	78	0.9
409	Rangpur RWH	Bhurungamari	27,400	19,809	1.4	17,335	9,384	1.8	51	18	2.8	5,650	3,335	1.7	72	19	3.8
410	Rangpur RWH	Chilmari	37,300	12,603	3.0	21,790	7,929	2.7	81	12	6.8	2,390	1,079	2.2	50	45	1.1
411	Rangpur RWH	Dimla	26,800	7,828	3.4	135	19,329	0.0	69	19	3.6	3,913	2,202	1.8	400	104	3.8
412	Rangpur RWH	Domar	40,200	7,900	5.1	6,165	13,771	0.4	83	19	4.4	5,333	2,279	2.3	72	82	0.9
413	Rangpur RWH	Fulchhari	36,800	22,474	1.6	6,975	10,376	0.7	84	30	2.8	4,671	2,877	1.6	0	34	0.0
414	Rangpur RWH	Gaibandha Sadar	34,000	20,710	1.6	15	23,883	0.0	132	43	3.1	9,368	4,482	2.1	124	177	0.7
415	Rangpur RWH	Gangachara	40,812	13,557	3.0	26,096	13,816	1.9	158	47	3.4	8,158	4,447	1.8	0	112	0.0
416	Rangpur RWH	Gobindaganj	93,300	46,847	2.0	35,360	25,342	1.4	87	16	5.4	6,236	4,151	1.5	160	81	2.0
417	Rangpur RWH	Hatibandha	26,600	10,159	2.6	22,110	12,413	1.8	135	30	4.5	5,253	2,168	2.4	72	97	0.7
418	Rangpur RWH	Jaldhaka	54,900	14,854	3.7	1,345	21,416	0.1	190	22	8.6	7,705	3,996	1.9	0	91	0.0
419	Rangpur RWH	Kaliganj	53,600	6,830	7.8	31,740	12,036	2.6	132	42	3.1	2,672	1,638	1.6	0	57	0.0
420	Rangpur RWH	Kaunia	36,500	14,912	2.4	23,055	9,024	2.6	66	12	5.5	3,711	2,483	1.5	200	60	3.3
421	Rangpur RWH	Kishoreganj	13,400	5,405	2.5	2,720	15,445	0.2	91	28	3.3	2,000	1,488	1.3	102	80	1.3
422	Rangpur RWH	Kurigram Sadar	27,800	12,190	2.3	17,415	11,378	1.5	97	50	1.9	5,865	3,057	1.9	100	56	1.8
423	Rangpur RWH	Lalmonirhat Sadar	28,400	12,737	2.2	13,860	8,753	1.6	77	12	6.4	7,317	3,600	2.0	0	83	0.0
424	Rangpur RWH	Mitha Pukur	44,300	25,643	1.7	37,665	12,400	3.0	94	21	4.5	6,650	3,626	1.8	150	85	1.8
425	Rangpur RWH	Nageshwari	12,200	17,065	0.7	27,445	13,566	2.0	79	37	2.1	10,266	4,981	2.1	0	41	0.0

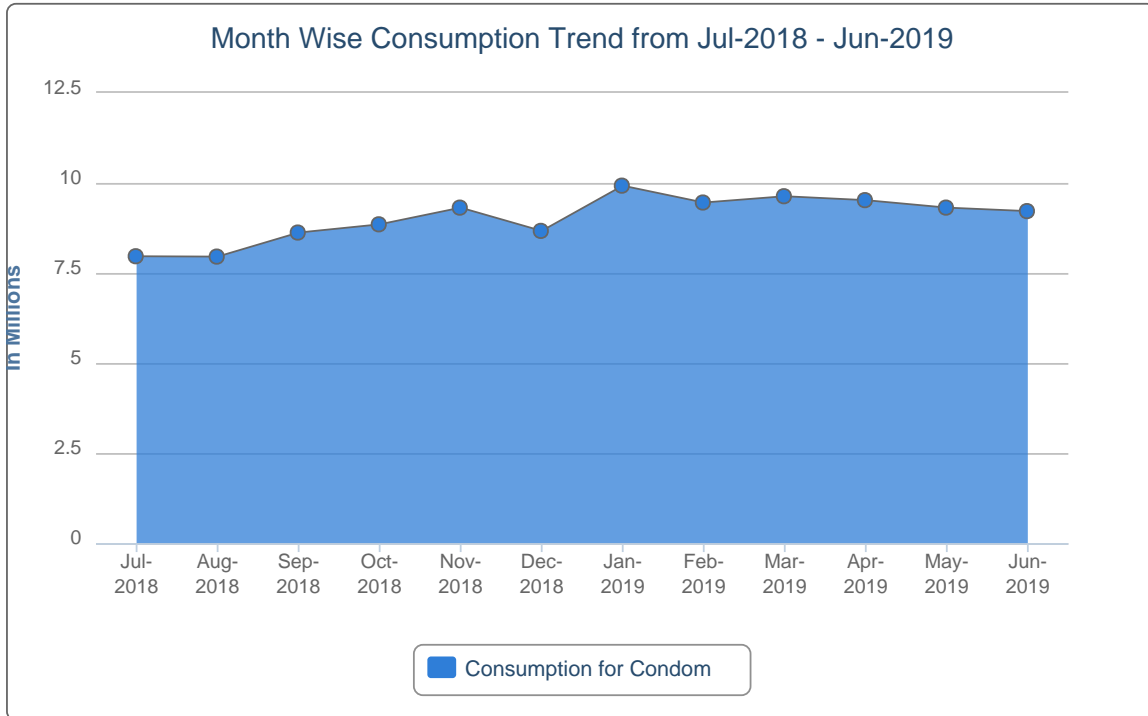
SL	Warehouse Name	Upazila Name	Condom			Shukhi			IUD			Injectables			Implant		
			CBL	AMD	MOS	CBL	AMD	MOS	CBL	AMD	MOS	CBL	AMD	MOS	CBL	AMD	MOS
426	Rangpur RWH	Nilphamari Sadar	31,400	14,867	2.1	795	28,601	0.0	148	50	3.0	8,177	3,840	2.1	0	106	0.0
427	Rangpur RWH	Palashbari	18,032	7,867	2.3	36,184	7,936	4.6	82	12	6.8	4,520	2,321	1.9	100	74	1.4
428	Rangpur RWH	Patgram	15,300	7,794	2.0	17,700	10,914	1.6	83	8	10.4	3,775	1,970	1.9	100	32	3.1
429	Rangpur RWH	Phulbari	18,400	7,047	2.6	9,170	12,410	0.7	150	87	1.7	5,633	2,942	1.9	272	53	5.1
430	Rangpur RWH	Pirgachha	40,600	20,900	1.9	21,600	17,229	1.3	225	75	3.0	6,450	3,490	1.8	50	77	0.6
431	Rangpur RWH	Pirganj	46,500	20,436	2.3	47,520	16,701	2.8	175	61	2.9	4,000	2,592	1.5	0	77	0.0
432	Rangpur RWH	Rajarhat	38,400	17,625	2.2	23,720	10,610	2.2	163	44	3.7	5,287	2,888	1.8	0	43	0.0
433	Rangpur RWH	Rangpur Sadar	69,600	30,561	2.3	62,815	23,624	2.7	209	72	2.9	9,200	4,856	1.9	222	242	0.9
434	Rangpur RWH	Sadullapur	39,500	31,000	1.3	8,685	19,499	0.4	193	59	3.3	8,461	4,239	2.0	104	55	1.9
435	Rangpur RWH	Saghata	17,200	10,690	1.6	4,320	9,669	0.4	101	22	4.6	3,660	1,440	2.5	50	32	1.6
436	Rangpur RWH	Saidpur	23,600	14,779	1.6	17,055	9,128	1.9	66	9	7.3	2,738	1,575	1.7	0	49	0.0
437	Rangpur RWH	Sundarganj	86,100	39,924	2.2	16,901	36,725	0.5	370	124	3.0	13,472	7,737	1.7	0	237	0.0
438	Rangpur RWH	Taraganj	34,700	6,312	5.5	12,190	7,659	1.6	13	10	1.3	2,469	1,065	2.3	100	71	1.4
439	Rangpur RWH	Ulipur	28,900	18,909	1.5	41,625	15,089	2.8	156	24	6.5	9,456	4,171	2.3	150	49	3.1
440	Sylhet RWH	Ajmiriganj	13,600	3,687	3.7	15,030	5,019	3.0	43	2	21.5	700	313	2.2	0	44	0.0
441	Sylhet RWH	Bahubal	22,364	5,536	4.0	17,117	4,875	3.5	0	9	0.0	1,304	404	3.2	28	33	0.8
442	Sylhet RWH	Balaganj	48,600	32,309	1.5	35,175	13,210	2.7	51	21	2.4	4,183	2,003	2.1	50	51	1.0
443	Sylhet RWH	Baniachong	19,580	11,333	1.7	4,510	12,279	0.4	31	6	5.2	1,565	818	1.9	157	26	6.0
444	Sylhet RWH	Barlekha	23,740	6,541	3.6	19,530	6,284	3.1	28	6	4.7	1,222	472	2.6	100	61	1.6
445	Sylhet RWH	Beani Bazar	37,600	17,633	2.1	20,170	6,361	3.2	25	15	1.7	1,340	619	2.2	5	42	0.1
446	Sylhet RWH	Bishwambarpur	19,750	6,738	2.9	14,445	6,462	2.2	25	5	5.0	1,292	466	2.8	52	25	2.1
447	Sylhet RWH	Bishwanath	18,972	8,697	2.2	20,174	3,745	5.4	43	13	3.3	1,164	422	2.8	102	44	2.3
448	Sylhet RWH	Chhatak	35,590	13,707	2.6	30,555	9,103	3.4	144	67	2.1	875	590	1.5	151	29	5.2
449	Sylhet RWH	Chunarughat	21,550	9,383	2.3	12,780	12,916	1.0	17	8	2.1	2,130	1,098	1.9	101	30	3.4
450	Sylhet RWH	Companiganj	35,200	15,073	2.3	22,440	7,548	3.0	29	4	7.3	2,659	1,402	1.9	51	25	2.0

SL	Warehouse Name	Upazila Name	Condom			Shukhi			IUD			Injectables			Implant		
			CBL	AMD	MOS	CBL	AMD	MOS	CBL	AMD	MOS	CBL	AMD	MOS	CBL	AMD	MOS
451	Sylhet RWH	Dakshin Sunamganj	28,600	11,041	2.6	21,450	7,575	2.8	33	7	4.7	1,677	687	2.4	70	37	1.9
452	Sylhet RWH	Dakshin Surma	53,500	31,680	1.7	27,870	13,551	2.1	68	6	11.3	3,093	1,371	2.3	135	24	5.6
453	Sylhet RWH	Derai	56,504	23,722	2.4	22,452	10,969	2.0	34	15	2.3	2,436	888	2.7	0	51	0.0
454	Sylhet RWH	Dowarabazar	29,000	11,226	2.6	44,180	10,927	4.0	78	5	15.6	2,190	843	2.6	186	109	1.7
455	Sylhet RWH	Fenchuganj	15,200	6,249	2.4	7,275	3,121	2.3	35	11	3.2	763	272	2.8	25	22	1.1
456	Sylhet RWH	Golapganj	44,800	24,863	1.8	20,760	6,616	3.1	36	6	6.0	1,827	654	2.8	55	40	1.4
457	Sylhet RWH	Gowainghat	45,800	23,190	2.0	24,135	10,384	2.3	70	13	5.4	7,692	3,343	2.3	0	35	0.0
458	Sylhet RWH	Habiganj Sadar	42,746	17,445	2.5	31,455	15,584	2.0	165	82	2.0	3,526	1,489	2.4	0	52	0.0
459	Sylhet RWH	Jagannathpur	31,300	13,080	2.4	24,710	7,146	3.5	72	22	3.3	904	389	2.3	10	54	0.2
460	Sylhet RWH	Jaintiapur	34,800	19,339	1.8	17,280	8,378	2.1	23	16	1.4	5,355	2,657	2.0	50	34	1.5
461	Sylhet RWH	Jamalganj	30,500	12,738	2.4	22,695	10,247	2.2	68	3	22.7	2,677	1,222	2.2	50	20	2.5
462	Sylhet RWH	Juri	18,000	7,422	2.4	12,630	5,199	2.4	39	21	1.9	955	411	2.3	120	65	1.8
463	Sylhet RWH	Kamalganj	35,300	15,023	2.3	32,580	11,320	2.9	100	43	2.3	2,255	1,029	2.2	60	67	0.9
464	Sylhet RWH	Kanaighat	54,228	23,039	2.4	30,150	13,120	2.3	50	16	3.1	5,463	2,570	2.1	110	43	2.6
465	Sylhet RWH	Kulaura	32,300	12,056	2.7	28,810	10,684	2.7	37	7	5.3	4,951	2,297	2.2	100	43	2.3
466	Sylhet RWH	Lakhai	18,700	5,357	3.5	18,690	6,289	3.0	35	6	5.8	1,126	384	2.9	20	28	0.7
467	Sylhet RWH	Madhabpur	22,500	8,863	2.5	23,490	14,576	1.6	27	8	3.4	1,687	772	2.2	5	35	0.1
468	Sylhet RWH	Maulvibazar Sadar	30,900	11,076	2.8	25,620	9,005	2.8	161	61	2.6	2,580	903	2.9	145	42	3.5
469	Sylhet RWH	Nabiganj	44,900	8,390	5.4	43,170	11,094	3.9	78	13	6.0	1,804	513	3.5	78	54	1.4
470	Sylhet RWH	Rajnagar	25,800	10,274	2.5	19,040	10,132	1.9	47	14	3.4	2,588	1,210	2.1	100	39	2.6
471	Sylhet RWH	Sreemangal	25,700	12,790	2.0	23,580	10,637	2.2	32	21	1.5	2,433	1,252	1.9	50	107	0.5
472	Sylhet RWH	Sulla	17,300	6,976	2.5	12,810	5,022	2.6	24	1	24.0	920	344	2.7	100	19	5.3
473	Sylhet RWH	Sunamganj Sadar	39,600	14,932	2.7	28,079	8,663	3.2	223	36	6.2	2,662	1,238	2.2	83	65	1.3
474	Sylhet RWH	Sylhet Sadar	21,600	77,587	0.3	44,840	28,758	1.6	301	146	2.1	11,380	10,542	1.1	285	250	1.1
475	Sylhet RWH	Tahirpur	40,444	15,868	2.5	25,125	11,160	2.3	26	3	8.7	2,629	814	3.2	50	53	0.9

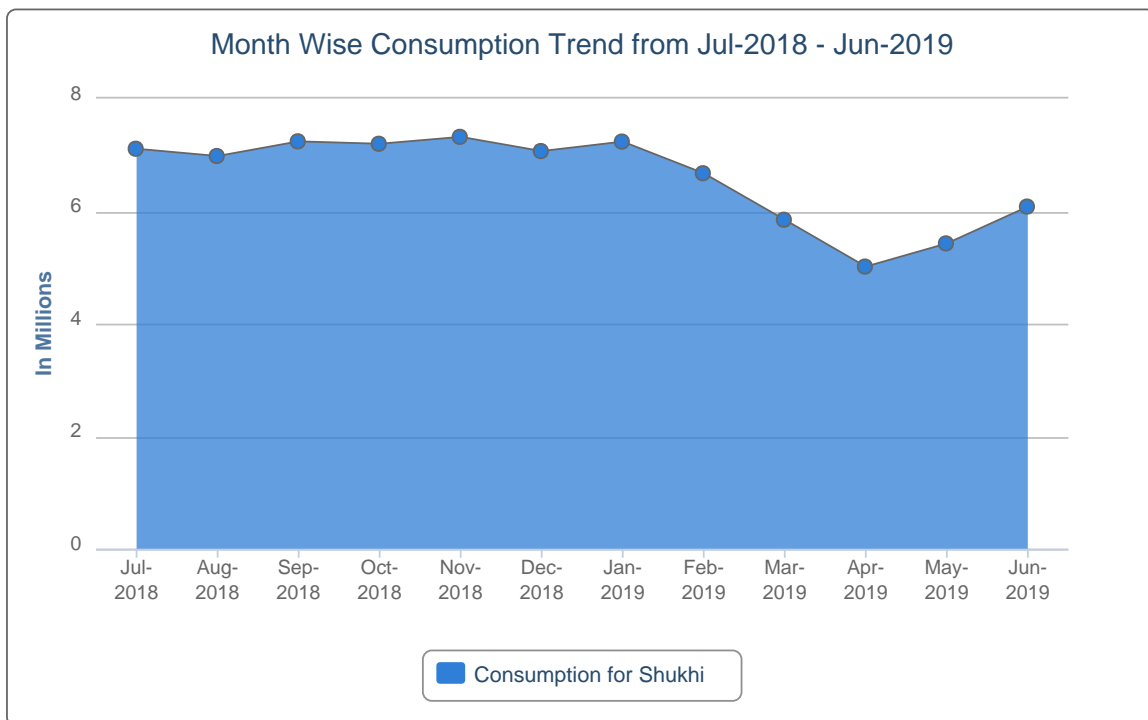
SL	Warehouse Name	Upazila Name	Condom			Shukhi			IUD			Injectables			Implant		
			CBL	AMD	MOS	CBL	AMD	MOS	CBL	AMD	MOS	CBL	AMD	MOS	CBL	AMD	MOS
476	Sylhet RWH	Zakiganj	36,160	23,626	1.5	26,466	11,992	2.2	53	7	7.6	3,419	1,579	2.2	50	50	1.0
477	Tangail RWH	Basail	48,200	18,452	2.6	66,757	14,779	4.5	22	25	0.9	4,018	1,156	3.5	0	106	0.0
478	Tangail RWH	Bhuapur	45,200	23,244	1.9	11,928	18,396	0.6	126	43	2.9	2,703	1,684	1.6	100	61	1.6
479	Tangail RWH	Chauhali	8,400	15,180	0.6	44,600	7,783	5.7	50	11	4.5	2,700	1,157	2.3	161	38	4.2
480	Tangail RWH	Delduar	38,400	23,364	1.6	34,602	18,269	1.9	20	31	0.6	3,830	1,152	3.3	72	36	2.0
481	Tangail RWH	Ghatail	68,800	45,984	1.5	58,020	33,156	1.7	130	31	4.2	6,350	3,744	1.7	144	83	1.7
482	Tangail RWH	Gopalpur	35,500	20,113	1.8	20,085	15,206	1.3	119	24	5.0	5,474	1,861	2.9	50	55	0.9
483	Tangail RWH	Kalihati	108,400	26,866	4.0	101,010	23,413	4.3	34	73	0.5	5,501	3,661	1.5	66	57	1.2
484	Tangail RWH	Madhupur	132,900	28,834	4.6	44,115	31,164	1.4	151	28	5.4	5,906	3,178	1.9	72	70	1.0
485	Tangail RWH	Mirzapur	74,500	26,949	2.8	6,150	25,987	0.2	101	51	2.0	3,692	1,114	3.3	72	63	1.1
486	Tangail RWH	Nagarpur	46,800	32,676	1.4	38,580	22,034	1.8	0	69	0.0	4,573	2,343	2.0	0	108	0.0
487	Tangail RWH	Sakhipur	77,000	24,537	3.1	32,631	22,241	1.5	87	26	3.3	5,655	991	5.7	0	43	0.0
488	Tangail RWH	Tangail Sadar	18,500	45,229	0.4	18,015	24,064	0.7	165	50	3.3	5,275	3,082	1.7	0	131	0.0

7. Month-wise Consumption Trend

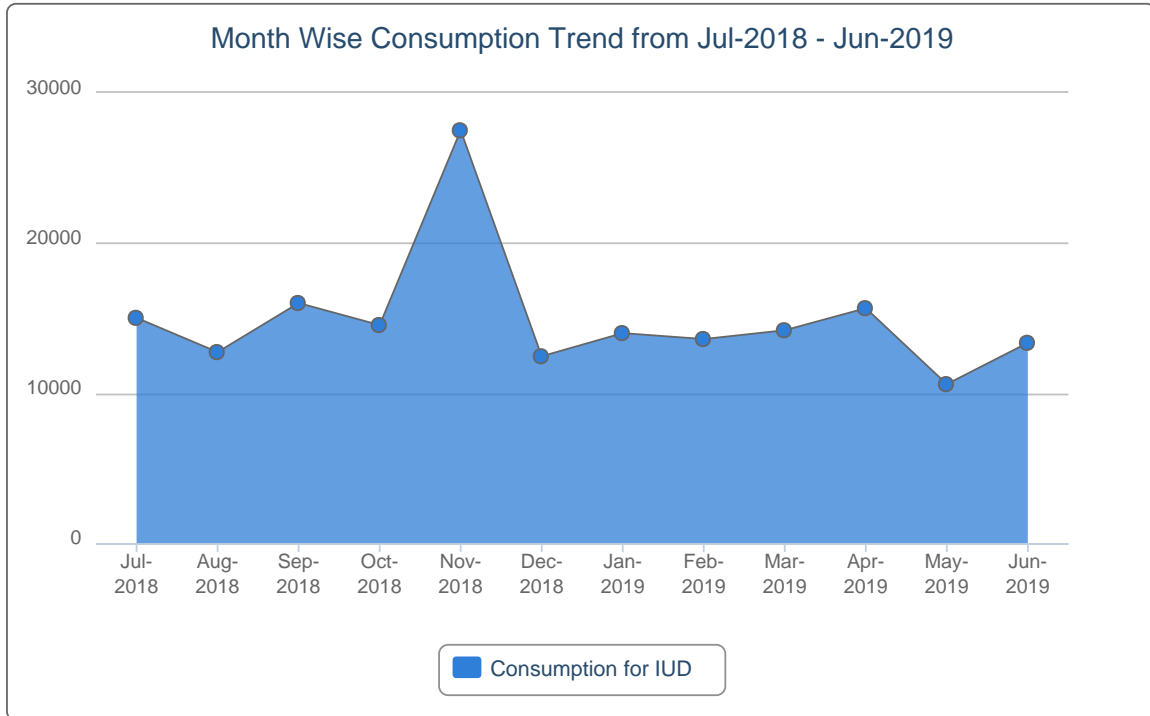
7(a).



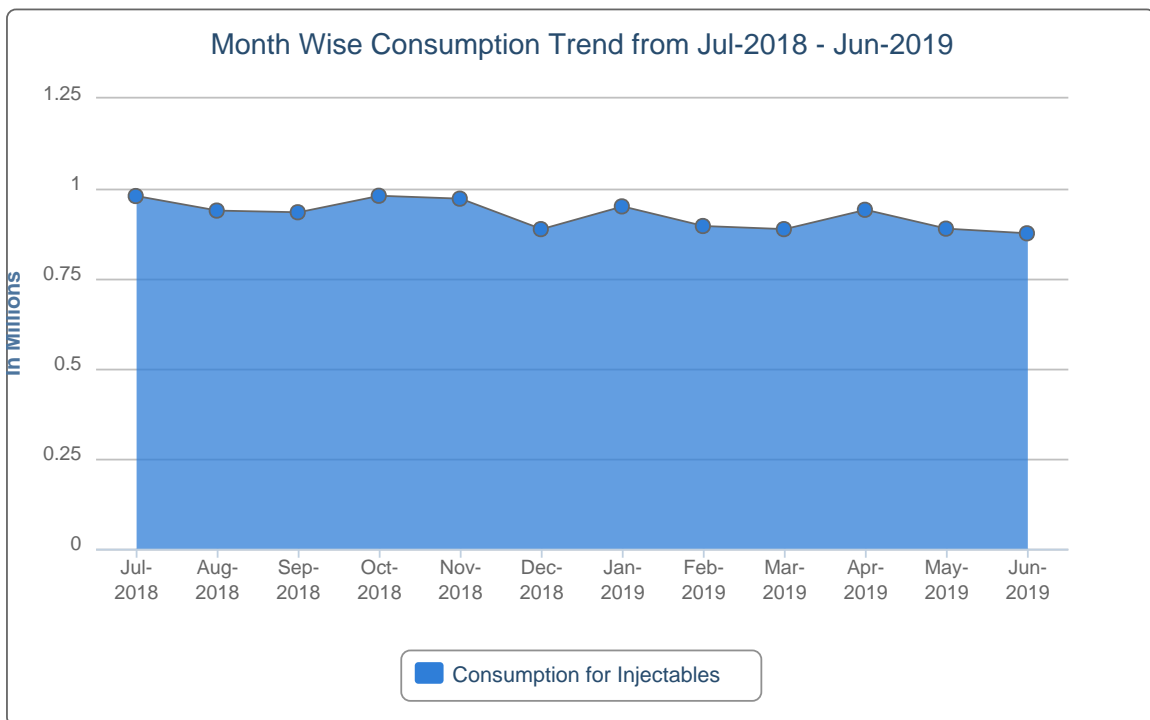
7(b).



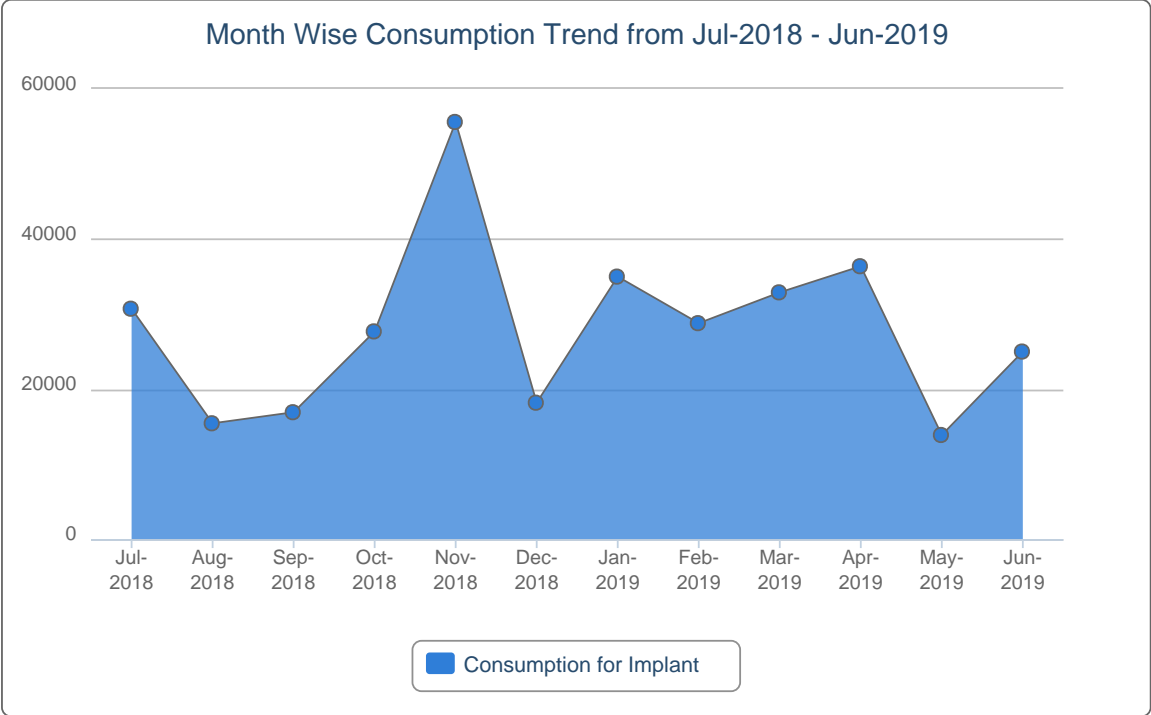
7(c).



7(d).



7(e).



8. Report on Upazila and Warehouse Having Stock Out in last month

SL	Products Name	No of Stockout WH	% of Stockout WH	No of Stockout Upazila Store	% of Stockout Upazila Store	No of Stockout Upazila Field	% of Stockout Upazila Field
1	Condom	0	0%	0	0%	0	0%
2	Shukhi	0	0%	1	0%	0	0%
3	IUD	0	0%	5	1%	0	0%
4	Injectables	0	0%	0	0%	0	0%
5	Implant (Total)	0	0%	-	-	0	0%

List of Stock Out Warehouses

SL	Commodity	Warehouse	Phone
No StockOut in Warehouse			

List of StockOut Upazilas

SL	Commodity	Warehouse	District	Upazila	Phone
1	Shukhi	Jashore RWH	Narail	Narail Sadar, Narail	01712220945
2	IUD	Kushtia RWH	Kushtia	Khoksa, Kushtia	01918870488
3	IUD	Kushtia RWH	Kushtia	Mirpur, Kushtia	01730168905
4	IUD	Rajshahi RWH	Chapai Nababganj	Bholahat, Chapai Nababganj	01706205721
5	IUD	Sylhet RWH	Habiganj	Bahubal, Habiganj	01816593922
6	IUD	Tangail RWH	Tangail	Nagarpur, Tangail	01712259728

“ছেলে হোক, মেয়ে হোক,
দু’টি সন্তানই যথেষ্ট”

Management Information System (MIS)
Directorate General of Family Planning (DGFP)
6, Kawran Bazar, Dhaka- 1215
Email: dirmis@dgfp.gov.bd, dirls@dgfp.gov.bd
www.dgfp.gov.bd, www.scmpbd.org

If you need more information, please visit at <https://www.scmpbd.org>