

# **FAMILY PLANNING MONTHLY LOGISTICS REPORT**

**December 2019**



**Management Information System (MIS)**  
**Directorate General of Family Planning (DGFP)**  
6, Kawran Bazar, Dhaka- 1215  
Email: [dirmis@dgfp.gov.bd](mailto:dirmis@dgfp.gov.bd), [dirls@dgfp.gov.bd](mailto:dirls@dgfp.gov.bd)  
[www.dgfp.gov.bd](http://www.dgfp.gov.bd), [www.scmpbd.org](http://www.scmpbd.org)

**Government of the People's Republic of Bangladesh**  
**Directorate General of Family Planning**  
**Management Information System (MIS)**  
**6, Kawran Bazar, Dhaka- 1215**  
**www.dgfp.gov.bd**


Memo No. 59.11.00000.402.16.002.19-29

Date: 03 February, 2020.

**Sub: Family Planning Monthly Logistics Report for the Month of December, 2019.**

Family Planning Monthly Logistics Report for the Month of December'2019 is sent herewith for your kind information & necessary action. This report is prepared on the basis of Form-7 submitted by Warehouses and Form-7B submitted by Upazila Family Planning Offices by using WIMS & UIMS operational tools. It provides useful information on monthly distribution and stock balance of all the major contraceptives & DDS Kits of Warehouse/Upazila Stores. A summary of important events happened during reporting month has been included in this report. For more information you are requested to visit at [www.scmpbd.org](http://www.scmpbd.org) web site.

Comments and suggestions for improvement of this report will be highly appreciated.



(Manoj Kumar Roy)

Joint Secretary (MEFW Division)

And

Director & Line Director (MIS)

Phone: 55012352

Mail: [dirmis@dgfp.gov.bd](mailto:dirmis@dgfp.gov.bd)

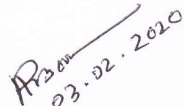
Memo No. 59.11.00000.402.16.002.19-29/1 (202)

Date: 03 February, 2020.

**Copy of the report forwarded to:**

1. Secretary, Medical Education & Family Welfare Division, Ministry of Health & Family Welfare, Bangladesh Secretariat, Dhaka.
2. Additional Secretary (Admin), Medical Education & Family Welfare Division, Ministry of Health & Family Welfare, Bangladesh Secretariat, Dhaka.
3. Director (Administration), Directorate General of Family Planning, 6 Kawran Bazar, Dhaka 1215.
4. Joint Secretary (Development), Medical Education & Family Welfare Division, Ministry of Health & Family Welfare, Bangladesh Secretariat, Dhaka.
5. Director (Logistics & Supply) and Line Director (Procurement, Storage & Supply Management), Directorate General of Family Planning, 6 Kawran Bazar, Dhaka 1215.
6. Director & Line Director (MIS), Directorate General of Family Planning, 6 Kawran Bazar, Dhaka.
7. Director Finance & Line Director (Family Planning Field Service Delivery), Directorate General of Family Planning, 6 Kawran Bazar, Dhaka 1215.
8. Director (IEM) & Line Director (Information, Education and Communication), Directorate General of Family Planning, 6 Kawran Bazar, Dhaka 1215.

9. Director (Planning) & Line Director (Planning Monitoring and Evaluation), Directorate General of Family Planning, 6 Kawran Bazar, Dhaka 1215.
10. Director (MCH-Services) & Line Director (MCRAH), Directorate General of Family Planning, 6 Kawran Bazar, Dhaka 1215.
11. Line Director (CCSDP, Directorate General of Family Planning, 6 Kawran Bazar, Dhaka 1215.
12. Director (Audit), Directorate General of Family Planning, 6 Kawran Bazar, Dhaka 1215.
13. Divisional Director, Family Planning, Dhaka / Chittagong / Rajshahi / Khulna / Sylhet / Barisal/ Rangpur/ Mymensingh Division.
14. Joint Chief (Planning), Health Service Division, Ministry of Health & Family Welfare, Bangladesh Secretariat, Dhaka
15. Joint Chief (Population & Planning wing), Planning commission, Sher-e-Bangla Nagar, Dhaka.
16. Joint Chief (Planning), Program Management and Monitoring Unit (PMMU), Azimpur, Dhaka-1205.
17. Superintendent, Maternal & Child Health Training Institute (MCHTI), Azimpur, Dhaka.
18. Director, Mohammadpur Fertility Services & Training Centre (MFSTC), Mohammadpur, Dhaka.
19. Director, Maternal & Child Health Training Institute (MCHTI), Lalkuthi, Mirpur, Dhaka.
20. P.S. to the Honorable Minister, Ministry of Health and Family Welfare, Bangladesh Secretariat, Dhaka, for kind information of the Honorable Minister.
21. Deputy Chief (Planning), Medical Education & Family Welfare Division, Ministry of Health & Family Welfare, Bangladesh Secretariat, Dhaka.
22. Additional Director (Drugs and Stores), Directorate General of Family Planning, Central Warehouse, Mohakhali, Dhaka.
23. Deputy Director, Family Planning, ----- District (You are requested to take appropriate measures to ensure timely online submission of Form 7B report from upazilas).
24. Regional/District Consultant, FPCS-QIT, District Family Planning Office, ----- District.
25. Central/Regional Supply Officer, Family Planning, ----- CWH/RWHs.
26. Assistant Maintenance Engineer, MIS Unit, DGFP (Requested to upload this report to DGFP website).
27. Country Project Director, SIAPS/MSH, House: 3, Road: No. 23B, Gulshan-1, Dhaka-1212.
28. Country Director, the World Bank, E-32, Agargaon, Sher-e-Bangla Nagar, Dhaka-1207.
29. Team Leader, Population & Health Team, USAID, Madani Avenue, Baridhara, Dhaka.
30. Country Representative, UNFPA, IDB Bhaban, Agargaon, Sher-E-Bangla Nagar, Dhaka.
31. Managing Director, SMC, SMC Tower, 33 Banani C/A, Dhaka-1213.
32. Documentation Center, IEM Unit, Directorate General of Family Planning, 6 Kawran Bazar, Dhaka.
33. Responsible person of Dispatch Section, MIS Unit, DGFP (Requested to distribute the published 'Family Planning Monthly Logistics Report' to concerned Person/Office/Organization).
34. PA to Director General, Directorate General of Family Planning, 6 Kawran Bazar, Dhaka 1215.
35. Concerned Organization/Person.

  
 (Ajoy Ratan Barua)  
 Deputy Director (MIS)

## **Table Of Contents**

	<b>Page</b>
1. DGFP Stock Status Report	1-2
2. National Receipts Quantity by Product by Month	3
3. National Level Contraceptive Summary Report	4
4. Stock Status Report at Different Levels	5
5. Contraceptive Stock Status by Product at Upazila Store and Field	6-10
6. Contraceptive Stock Status by Product at Regional Warehouses/Upazila	11-31
7. Month-wise Consumption Trend	32-34
8. Report on Upazila and Warehouse Having Stock Out in last month	35

# 1. DGFP Stock Status Report

Year →	2020												2021												2022						
	1	2	3	4	5	6	7	8	9	10	11	12	1	2	3	4	5	6	7	8	9	10	11	12	1	2	3	4	5	6	7
Min.-Max. →	Min						Max																								
Product ↓	CS - 54.68m : 5.7 MOS																														
Condom	5.7 MOS						163.63m = 17.0 MOS																								
*AMC = 9.60m	FY 2019-20: 175.75m (12.12m received in November 2019)																														
	CS (69.23m) : 10.1 MOS																														
Pill (Total)	10.1 MOS						4m				113m = 16.5 MOS																				
*AMC = 6.83m	FY 2019-20: 100m (2nd Generation)-RPA, 14m (3rd Generation)-RPA10m & Rev. 4m																														
	APON : 3m (GOB-RPA) & 1m (GOB-Rev): 1m received in December 2019																														
	CS (0.449m): 26.2 MOS																														
IUD	26.2 MOS (February 2022)																								0.3m = 17.4 MOS						
*AMC = 17,197	2018-19: 0.3m Yet to receive.																														
	CS (12.79m): 14.2 MOS																														
Injectables	14.2 MOS												13.25m = 15.0 MOS																		
*AMC = 0.904m	FY 2019-20: 13.25m (RPA - 13.25m)																														
	CS-(0.502m) - 12.2 MOS																														
Implant	12.2 MOS												0.3m = 7.2 MOS																		
*AMC = 41,278																															
	<b>Legend:</b> <span style="color:red">■</span> Current Stock (CS): Less than 3 MOS <span style="color:yellow">■</span> Current Stock (CS): MOS 3.0 to Less than 6 MOS <span style="color:green">■</span> Current Stock (CS): MOS 6 and above <span style="color:blue">■</span> Planned for FY 2019-20 <span style="color:orange">■</span> Procurement completed, yet to be received <span style="color:purple">■</span> Donation AMC = Average Monthly Consumption																														
	Pill (Total): 2nd & 3rd generation Shukhi and APON *AMC is calculated based on past 6-months consumption Data Sources: DGFP/L&S unit, DGFP LMIS web site - <a href="https://scmpbd.org/">https://scmpbd.org/</a> Central Warehouse WIMS data and Approved DGFP Procurement Plan National min-max stock level is 6 & 10 MOS																														

**DGFP STOCK STATUS NOTES**  
**(For Contraceptives)**  
**Month: December 2019**

- CONDOM** – Current national stock is 54.68 million pieces and this stock can be used up to June 2020.
- 2019-20: GoB (Rev.) – 175.75 million pcs: DGFP received 12.12 million in November 2019. Rest 163.63 million is scheduled to deliver to DGFP from December 2019 and onward. But in December DGFP rejected 16.94 million condom supplied by EDCL due to not mentioning the expiry date on the strip.
- PILL** – Current national stock of Oral Contraceptive Pill is 69.23 million cycles which will go up to October 2020.
- 2019-20: GoB (Rev) – 4 million cycles (3rd generation): contract signed on 22-10-2019. Goods provisionally received on 29-12-2019, waiting for final receive through standing board meeting.
  - 2019-20: GoB (Rev) – 1 million cycles (POP), contract signed on 21-10-2019 , Goods (1 million cycles) received on 04/12/2019
  - 2019-20: GoB (RPA) – 100 million cycles (2nd generation): IFT published on 12/11/2019. Tender evaluation completed on 31/12/2019.
  - 2019-20: GoB (RPA) – 10 million cycles (3rd generation) IFT published on 08/11/2019. Tender evaluation completed on 31/12/2019.
  - 2019-20: GoB (RPA) – 3 million cycles (POP) IFT published on 08/11/2019. Tender evaluation completed on 31/12/2019.
- IUD** – Current national stock is 0.449 million pcs and this stock can be used up to February 2022.
- Status of 2018-19 procurement: 0.3 million sets – Contract signed on 20.03.2019. Goods not yet been received.
- INJECTABLES** – Current stock of 12.79 million vials and that can be used up to February 2021.
- 2019-20: GoB (Rev) – 4.23 million vials: DGFP received the full quantity on 11<sup>th</sup> November 2019
  - 2019-20: GoB (RPA) – 13.25 million vials, Tender evaluation completed on 31/12/2019.
- IMPLANT** – Current stock is 0.502 million sets and this can be used up to December 2020.
- 2019-20: GoB (RPA) -150,000 sets: IFT Published on 11/11/2019, time extended to 29/12/2019.
  - 2019-20: GoB (Dev) – 150,000 sets: IFT Published on 11/11/2019, time extended to 29/12/2019.

You can also download the previous reports from <http://www.scmpbd.org/>

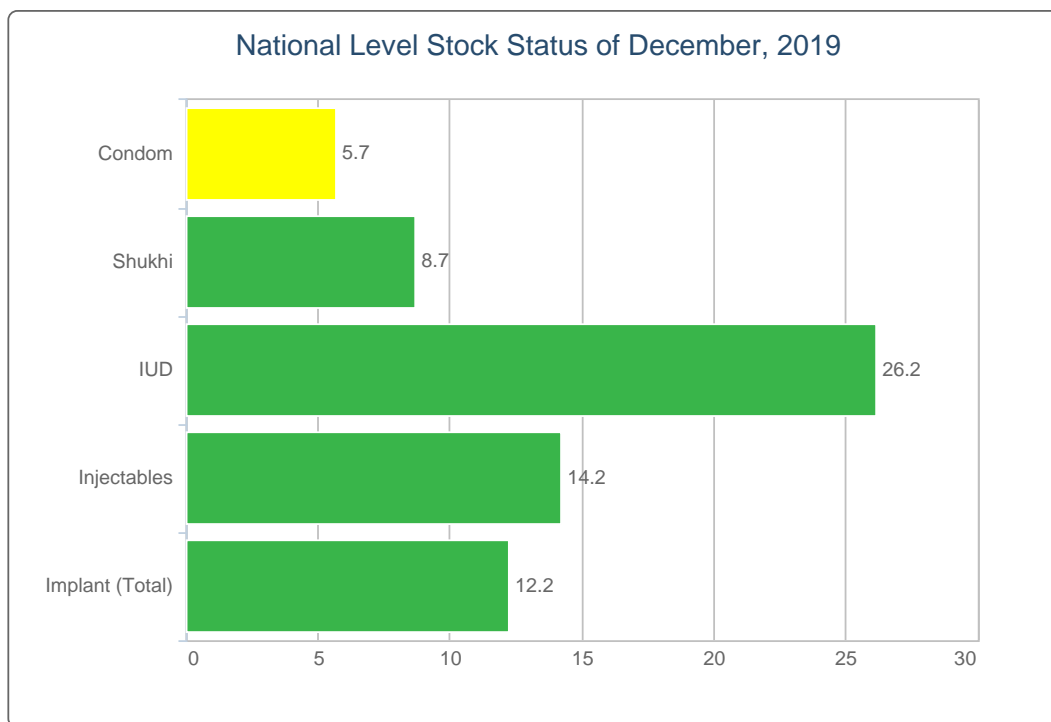
## 2. National Receipts Quantity by Product by Month

### Contraceptive Received Report

Month: December, 2019

Item	Supplier	Receiver	Date Receipts	Qty
APON	RENATA LIMITED	Dhaka CWH	31/12/19	1,000,000
			Total	1,000,000

### 3. National Level Contraceptive Summary Report



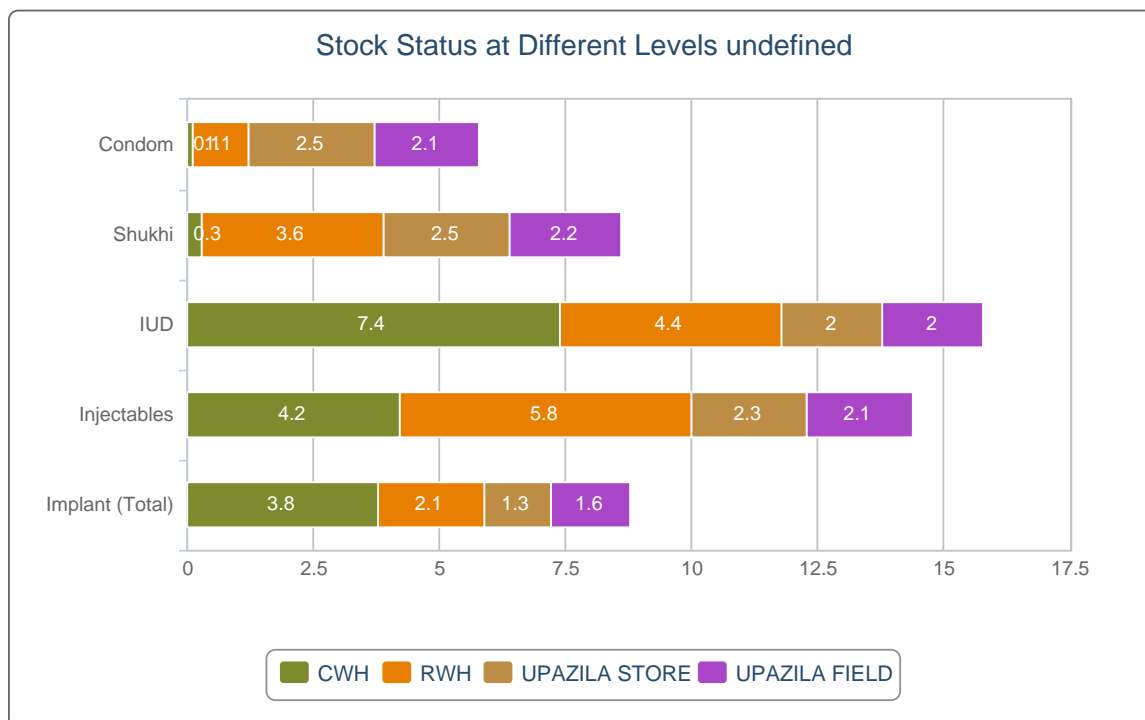
■ MOS less than 4.0     
 ■ MOS 4.0 - 7.9     
 ■ MOS 8.0 and above     
 MOS = Month of Stock

#### National Level Stock Status of December, 2019

SL	Name of Products	Reported Consumption	Reported Closing Balance	Average Monthly Consumption	MOS
1	Condom	9,575,364	54,683,506	9,609,100	5.7
2	Shukhi	6,602,226	57,288,384	6,574,191	8.7
3	IUD	28,336	449,969	17,197	26.2
4	Injectables	885,361	12,799,148	904,205	14.2
5	Implant (Total)	57,172	502,903	41,278	12.2



#### 4. Stock Status Report at Different Levels

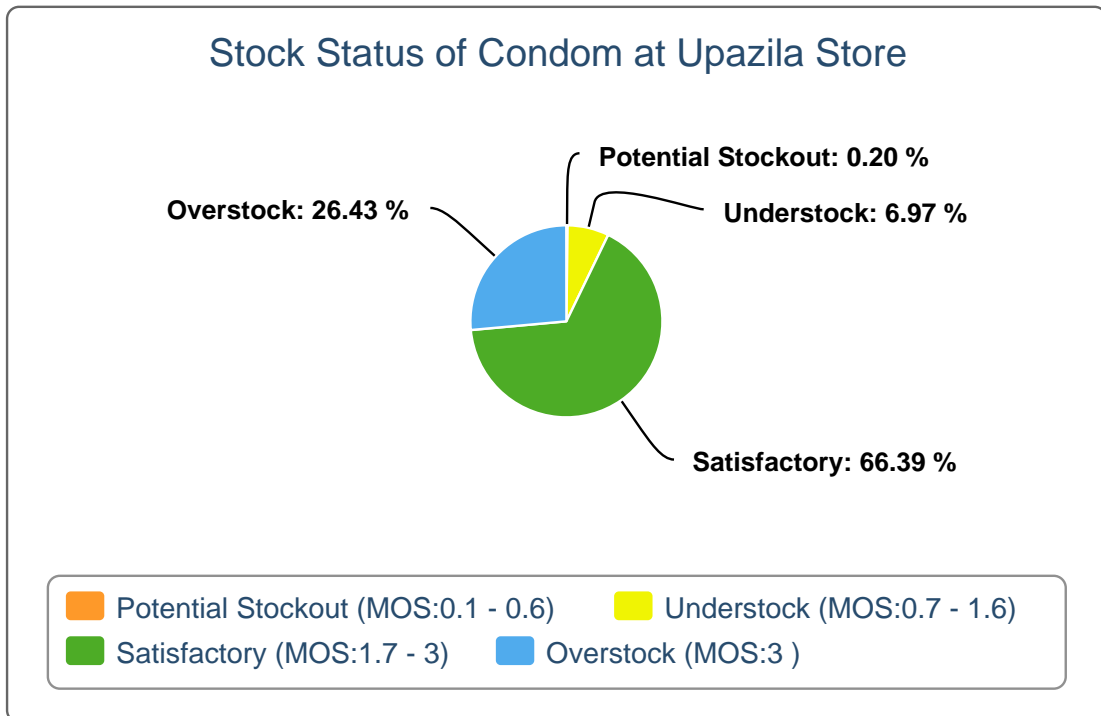


#### Stock Status at Different Levels December, 2019

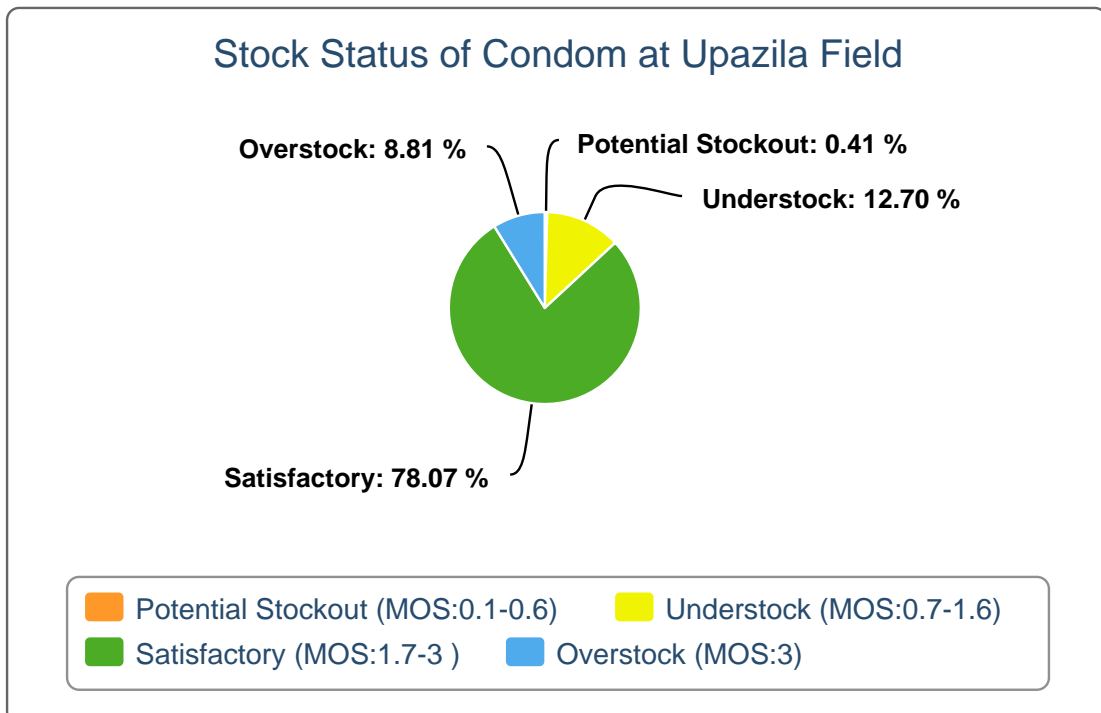
Products	Avg. Consump. of Last 6 Months	CWH Level	MOS	RWH Level	MOS	Upazila Level	MOS	Field Level	MOS	National Level	MOS
Condom	9,609,100	956,800	0.1	10,174,970	1.1	23,574,728	2.5	19,977,008	2.1	54,683,506	5.7
Shukhi	6,574,191	2,026,719	0.3	23,930,601	3.6	16,809,465	2.6	14,521,599	2.2	57,288,384	8.7
IUD	17,197	211,050	12.3	124,855	7.3	56,163	3.3	57,901	3.4	449,969	26.2
Injectables	904,205	3,716,085	4.1	5,116,300	5.7	2,071,323	2.3	1,895,440	2.1	12,799,148	14.2
Implant (Total)	41,278	217,000	5.3	120,830	2.9	71,929	1.7	93,144	2.3	502,903	12.2

## 5. Contraceptive Stock Status by Product at Upazila Store and Field

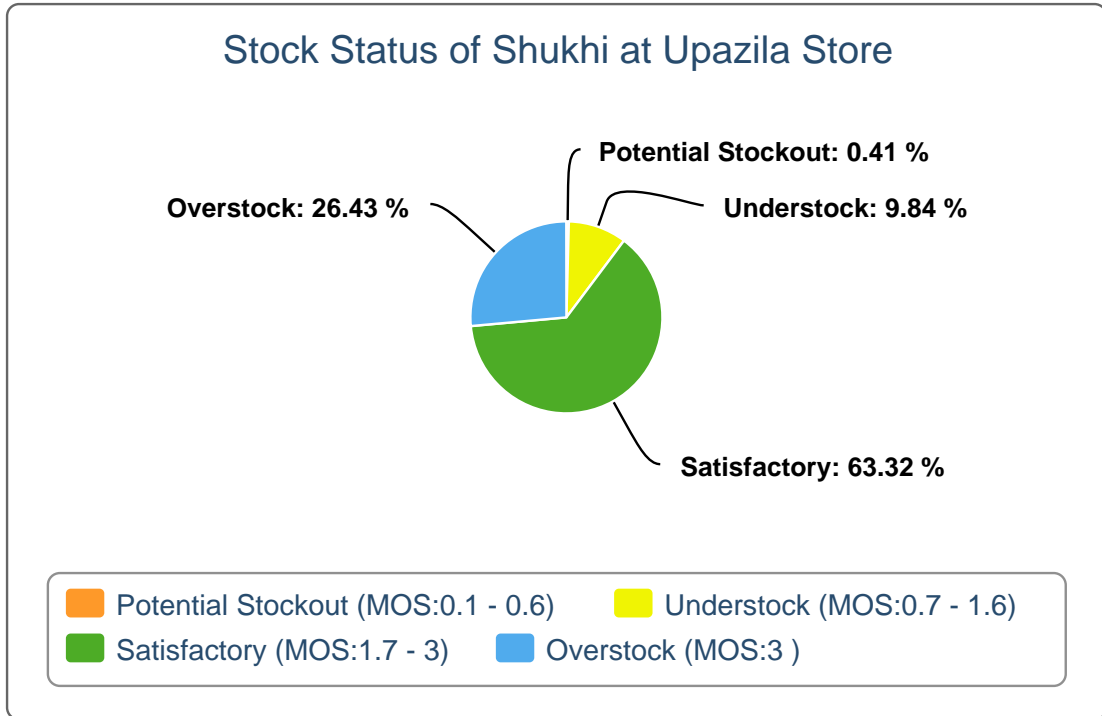
5(a).



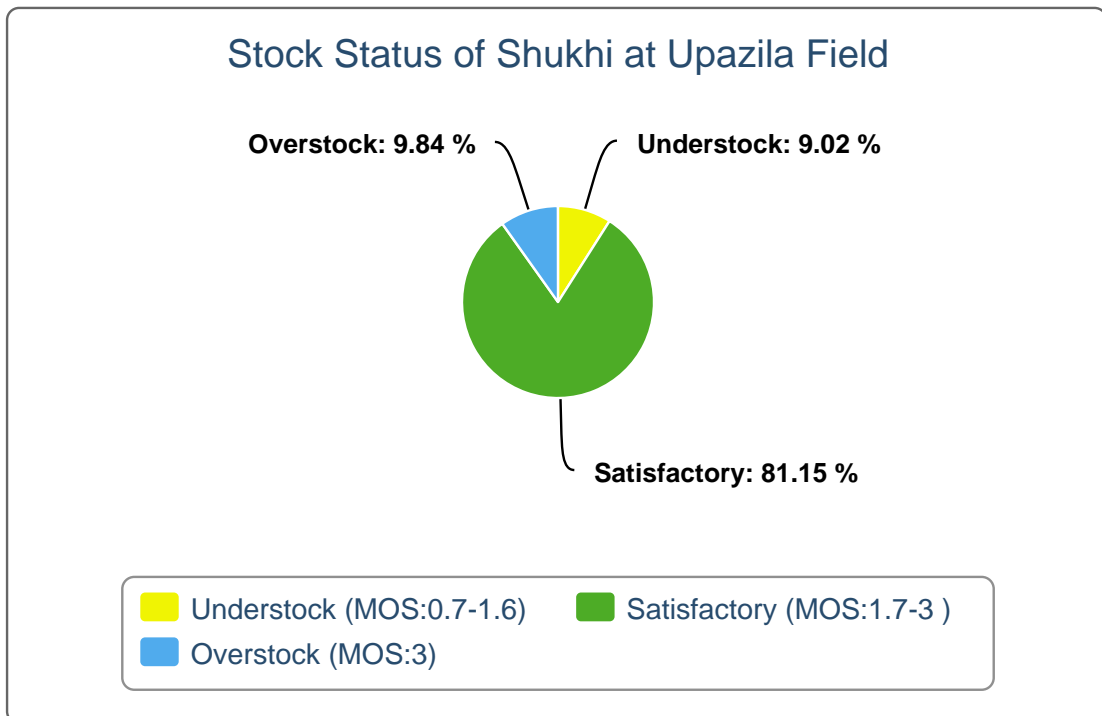
5(b).



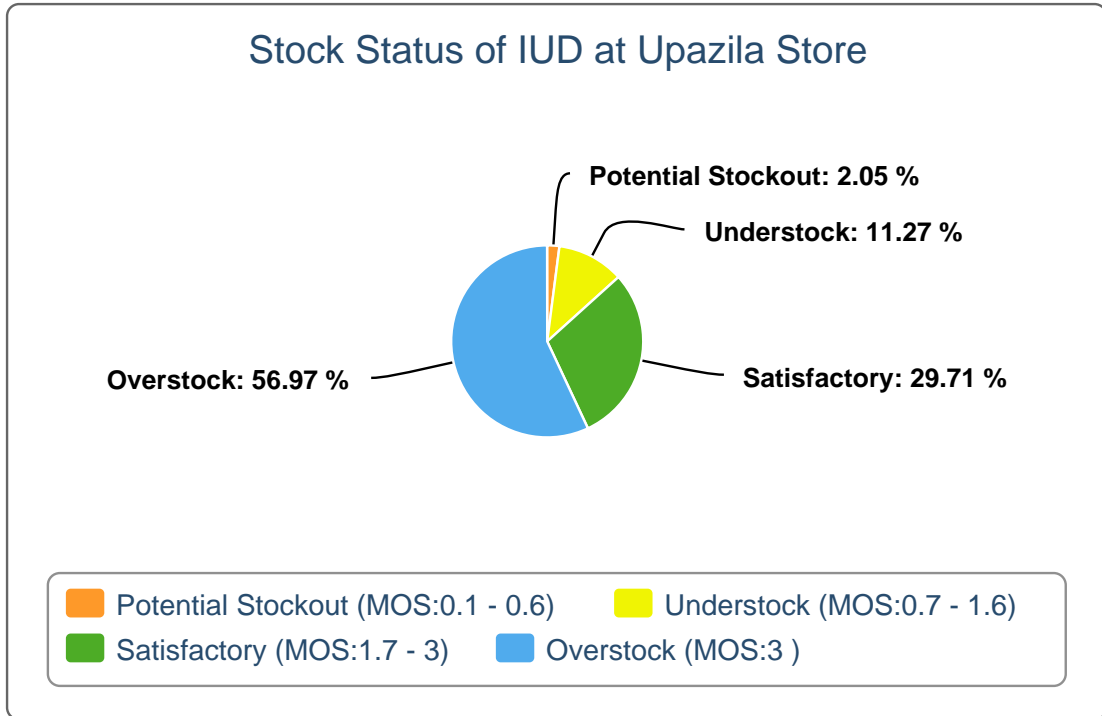
5(c).



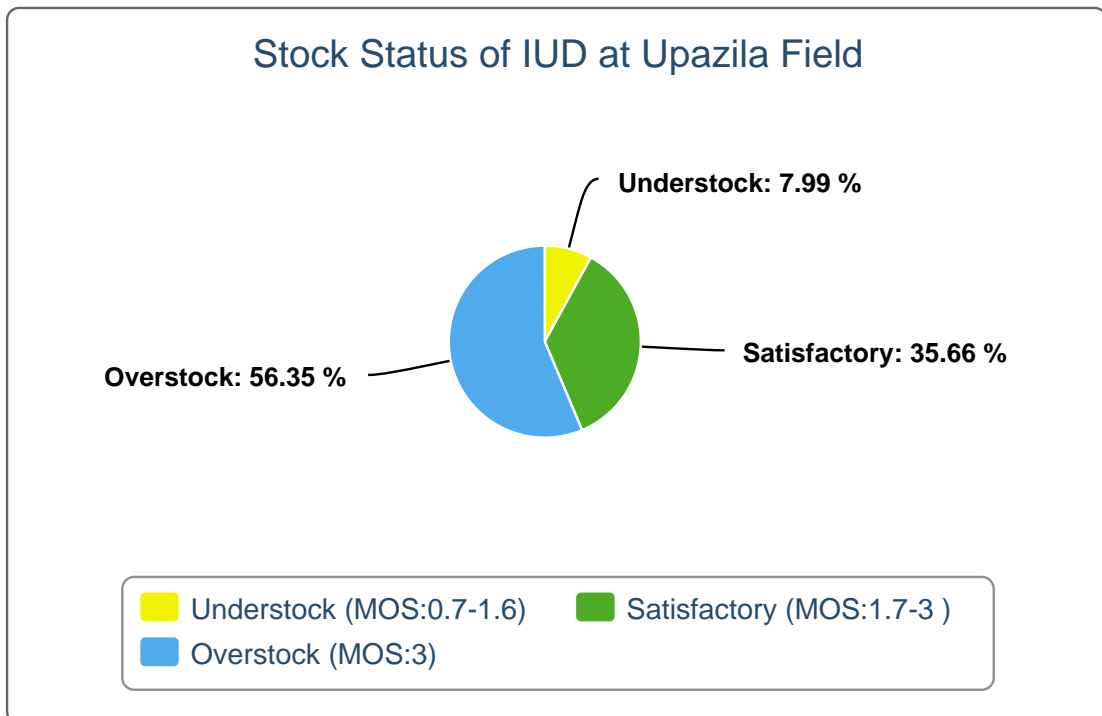
5(d).



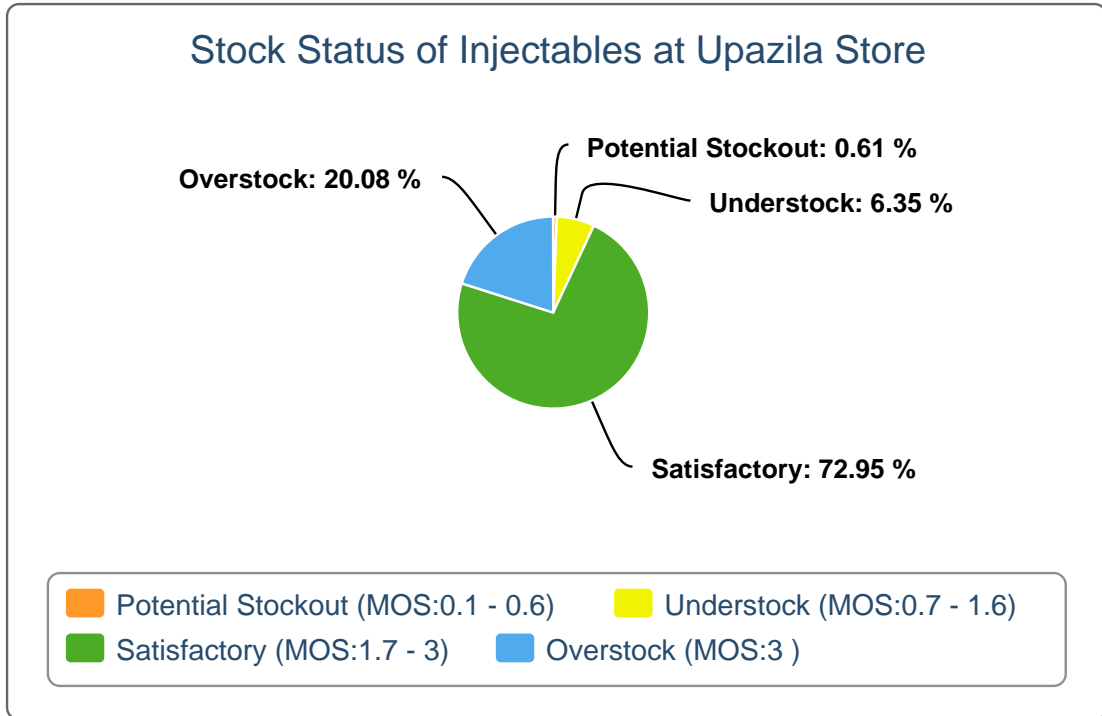
5(e).



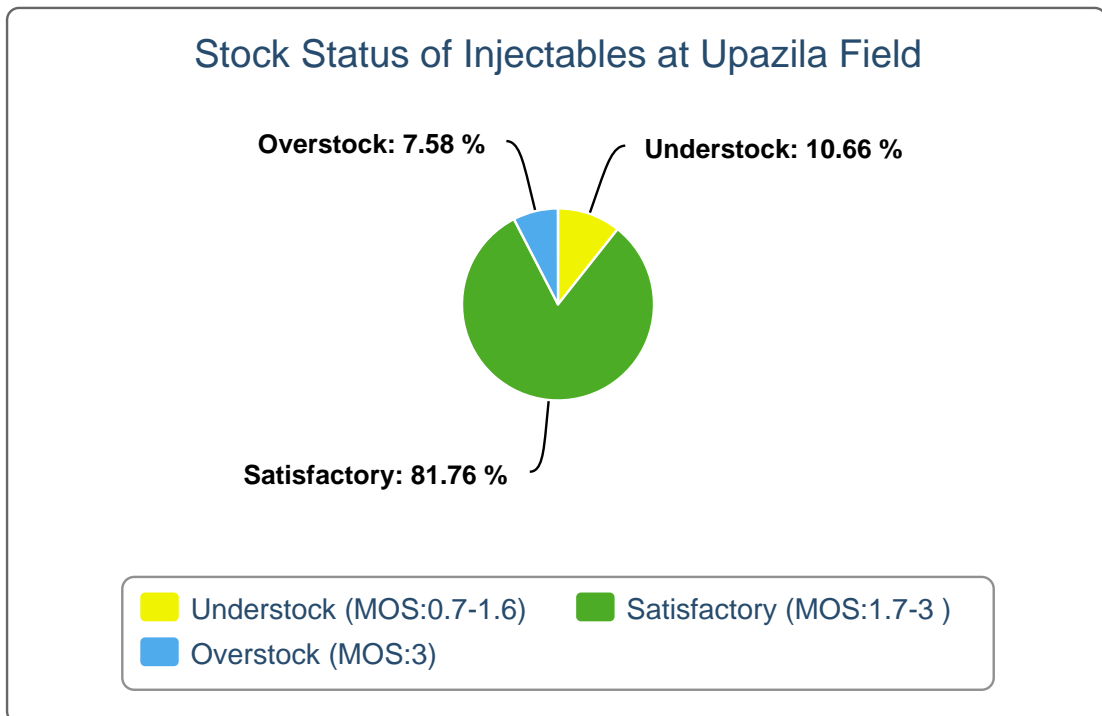
5(f).



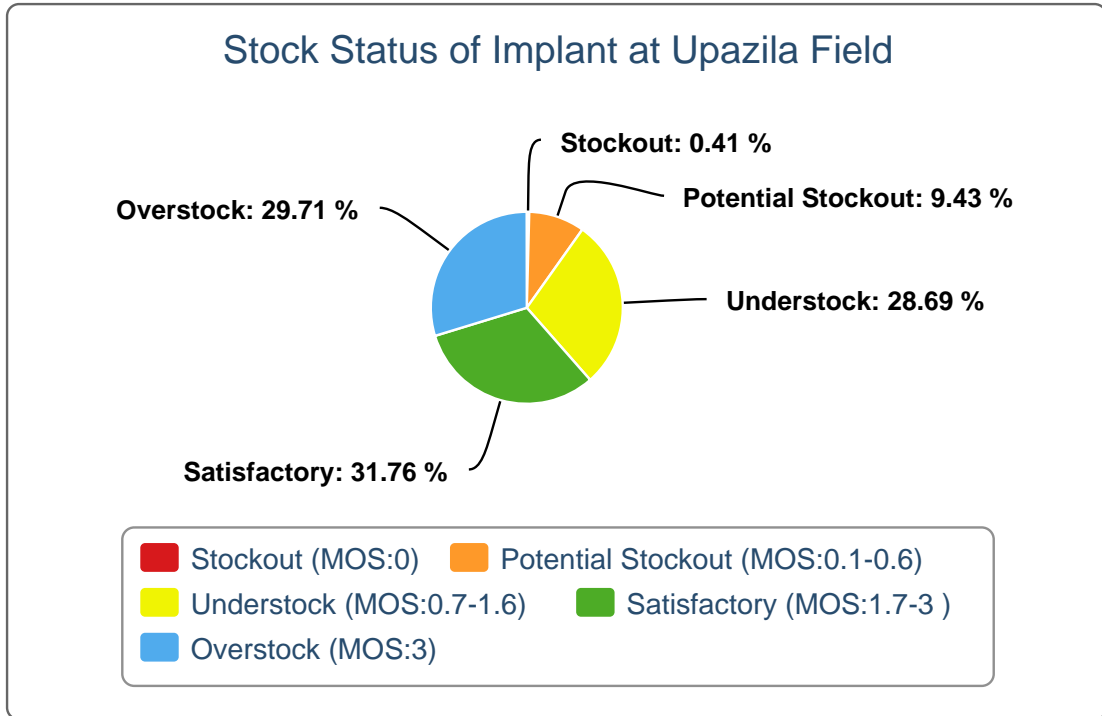
5(g).



5(h).



5(i).



## 6(a). Contraceptive Stock Status by Product at Regional Warehouses

SL	WH Name	Condom			Shukhi			IUD			Injectables			Implant		
		CBL	AMD	MOS	CBL	AMD	MOS	CBL	AMD	MOS	CBL	AMD	MOS	CBL	AMD	MOS
1	Bandarban RWH	100,800	39,334	2.6	97,920	20,150	4.9	605	147	4.1	14,000	2,962	4.7	1,050	266	3.9
2	Bhola RWH	356,400	100,620	3.5	383,040	81,694	4.7	3,200	264	12.1	92,000	38,580	2.4	4,600	624	7.4
3	Bogura RWH	1,029,170	568,890	1.8	244,190	372,660	0.7	10,350	731	14.2	103,900	32,497	3.2	1,400	3,030	0.5
4	Chattogram RWH	590,600	507,727	1.2	8,937,761	324,277	27.6	21,330	1,664	12.8	1,758,600	53,932	32.6	31,870	3,036	10.5
5	Cumilla RWH	738,000	531,602	1.4	525,600	346,447	1.5	6,700	1,597	4.2	208,000	64,567	3.2	9,363	2,628	3.6
6	Dhaka CWH	956,800	1,430,485	0.7	2,026,719	761,387	2.7	211,050	2,182	96.7	3,716,085	99,703	37.3	217,000	3,443	63.0
7	Dinajpur RWH	630,000	204,209	3.1	325,440	284,038	1.1	4,900	516	9.5	108,000	35,833	3.0	5,850	2,356	2.5
8	Faridpur RWH	612,000	668,317	0.9	675,360	388,692	1.7	6,450	1,292	5.0	183,000	45,541	4.0	3,400	3,210	1.1
9	Jamalpur RWH	435,600	328,581	1.3	355,680	243,095	1.5	7,583	367	20.7	74,000	30,568	2.4	8,600	1,313	6.5
10	Jashore RWH	597,600	480,335	1.2	444,960	267,709	1.7	4,800	596	8.1	130,200	42,095	3.1	4,550	1,737	2.6
11	Khulna RWH	1,214,800	652,084	1.9	8,232,650	398,803	20.6	5,175	959	5.4	1,585,000	43,588	36.4	2,650	2,010	1.3
12	Kushtia RWH	453,600	310,197	1.5	522,720	156,788	3.3	986	219	4.5	83,000	32,980	2.5	2,350	814	2.9
13	Mymensingh RWH	874,800	698,370	1.3	630,720	725,334	0.9	7,850	1,136	6.9	126,500	55,795	2.3	6,200	3,475	1.8
14	Noakhali RWH	403,200	273,668	1.5	279,360	163,194	1.7	6,300	755	8.3	93,500	40,424	2.3	6,175	1,678	3.7
15	Pabna RWH	450,000	516,346	0.9	459,360	332,007	1.4	4,450	832	5.3	107,000	45,584	2.3	4,450	1,165	3.8
16	Patuakhali RWH	338,400	121,137	2.8	361,440	144,525	2.5	8,050	440	18.3	86,400	25,584	3.4	5,000	1,654	3.0
17	Rajshahi RWH	36,000	650,501	0.1	416,160	285,602	1.5	4,251	510	8.3	91,700	33,574	2.7	5,200	1,640	3.2
18	Rangamati RWH	136,800	46,220	3.0	112,320	35,064	3.2	625	122	5.1	12,500	3,301	3.8	900	256	3.5
19	Rangpur RWH	252,000	562,118	0.4	74,880	619,486	0.1	8,600	1,579	5.4	98,000	102,288	1.0	5,900	3,601	1.6
20	Sylhet RWH	396,000	591,151	0.7	426,240	357,213	1.2	7,750	812	9.5	67,000	49,682	1.3	6,850	2,359	2.9
21	Tangail RWH	529,200	327,208	1.6	424,800	266,026	1.6	4,900	477	10.3	94,000	25,127	3.7	4,472	983	4.5

**6(b). Contraceptive Stock Status by Product at Upazila**

SL	Warehouse Name	Upazila Name	Condom			Shukhi			IUD			Injectables			Implant		
			CBL	AMD	MOS	CBL	AMD	MOS	CBL	AMD	MOS	CBL	AMD	MOS	CBL	AMD	MOS
1	Bandarban RWH	Alikadam	15,164	10,897	1.4	4,752	2,757	1.7	28	17	1.6	2,775	464	6.0	172	54	3.2
2	Bandarban RWH	Bandarban Sadar	15,120	4,095	3.7	9,500	3,888	2.4	73	33	2.2	3,128	604	5.2	137	66	2.1
3	Bandarban RWH	Lama	16,884	6,081	2.8	13,545	4,312	3.1	145	51	2.8	2,606	732	3.6	214	62	3.5
4	Bandarban RWH	Naikhongchhari	22,272	8,416	2.6	8,985	3,988	2.3	20	14	1.4	2,047	731	2.8	35	13	2.7
5	Bandarban RWH	Rowangchhari	13,320	2,134	6.2	5,460	2,143	2.5	10	6	1.7	449	143	3.1	97	30	3.2
6	Bandarban RWH	Ruma	17,816	5,235	3.4	5,796	1,444	4.0	32	12	2.7	657	126	5.2	55	17	3.2
7	Bandarban RWH	Thanchi	10,944	2,476	4.4	5,760	1,618	3.6	8	14	0.6	237	162	1.5	70	24	2.9
8	Bhola RWH	Bhola Sadar	24,864	12,260	2.0	18,423	9,419	2.0	165	85	1.9	9,938	5,022	2.0	491	164	3.0
9	Bhola RWH	Burhanuddin	11,074	4,692	2.4	15,900	7,560	2.1	140	23	6.1	3,536	1,523	2.3	330	72	4.6
10	Bhola RWH	Char Fasson	42,000	21,705	1.9	33,795	15,906	2.1	123	38	3.2	17,026	8,813	1.9	142	117	1.2
11	Bhola RWH	Daulat Khan	15,900	6,067	2.6	14,940	6,936	2.2	78	13	6.0	9,200	3,917	2.3	202	38	5.3
12	Bhola RWH	Hizla	15,836	7,574	2.1	9,660	5,275	1.8	97	16	6.1	3,217	1,464	2.2	330	23	14.3
13	Bhola RWH	Lalmohan	32,610	16,564	2.0	24,990	12,531	2.0	68	30	2.3	13,360	6,530	2.0	310	82	3.8
14	Bhola RWH	Manpura	10,300	3,976	2.6	4,597	2,350	2.0	18	5	3.6	4,095	1,887	2.2	59	34	1.7
15	Bhola RWH	Mehendiganj	28,788	13,345	2.2	23,480	10,234	2.3	120	30	4.0	10,429	4,624	2.3	372	24	15.5
16	Bhola RWH	Muladi	14,696	8,469	1.7	15,765	6,992	2.3	69	13	5.3	4,560	1,784	2.6	100	31	3.2
17	Bhola RWH	Tazumuddin	19,592	5,968	3.3	13,635	4,491	3.0	105	11	9.5	5,285	3,016	1.8	92	39	2.4
18	Bogura RWH	Adamdighi	23,700	10,758	2.2	18,990	5,847	3.2	100	28	3.6	1,087	305	3.6	100	65	1.5
19	Bogura RWH	Akkelpur	21,072	5,973	3.5	12,840	5,623	2.3	14	14	1.0	1,541	448	3.4	200	97	2.1
20	Bogura RWH	Atrai	39,900	12,668	3.1	26,560	11,409	2.3	164	11	14.9	447	480	0.9	50	58	0.9
21	Bogura RWH	Badalgachhi	63,956	14,184	4.5	35,835	13,267	2.7	45	10	4.5	4,844	1,575	3.1	200	61	3.3
22	Bogura RWH	Bogura Sadar	129,240	68,508	1.9	26,765	12,583	2.1	49	89	0.6	4,562	2,110	2.2	144	248	0.6
23	Bogura RWH	Dhamoirhat	53,654	11,543	4.6	52,950	9,333	5.7	133	15	8.9	5,268	1,104	4.8	250	25	10.0
24	Bogura RWH	Dhunat	66,000	32,035	2.1	42,035	18,649	2.3	98	22	4.5	4,153	2,022	2.1	200	123	1.6
25	Bogura RWH	Dhupchanchia	28,800	8,993	3.2	16,755	7,813	2.1	118	20	5.9	1,258	799	1.6	100	135	0.7



SL	Warehouse Name	Upazila Name	Condom			Shukhi			IUD			Injectables			Implant		
			CBL	AMD	MOS	CBL	AMD	MOS	CBL	AMD	MOS	CBL	AMD	MOS	CBL	AMD	MOS
26	Bogura RWH	Gabtali	90,624	37,384	2.4	34,770	18,248	1.9	70	13	5.4	5,163	2,560	2.0	200	132	1.5
27	Bogura RWH	Ghoraghat	26,268	5,732	4.6	14,565	5,808	2.5	30	16	1.9	878	358	2.5	50	77	0.6
28	Bogura RWH	Hakimpur	8,500	7,083	1.2	11,091	3,589	3.1	69	11	6.3	773	240	3.2	0	49	0.0
29	Bogura RWH	Joypurhat Sadar	81,892	22,350	3.7	31,995	11,491	2.8	220	43	5.1	4,000	940	4.3	700	259	2.7
30	Bogura RWH	Kahaloo	44,940	18,308	2.5	26,670	10,679	2.5	128	35	3.7	2,496	945	2.6	200	152	1.3
31	Bogura RWH	Kalai	34,556	7,605	4.5	37,290	8,251	4.5	103	15	6.9	2,055	502	4.1	200	81	2.5
32	Bogura RWH	Khetlal	34,988	8,572	4.1	22,080	4,788	4.6	68	13	5.2	1,145	264	4.3	100	96	1.0
33	Bogura RWH	Mahadebpur	77,700	15,937	4.9	64,365	15,428	4.2	97	15	6.5	4,763	900	5.3	320	69	4.6
34	Bogura RWH	Manda	83,800	23,578	3.6	67,680	29,416	2.3	178	76	2.3	7,716	1,969	3.9	60	104	0.6
35	Bogura RWH	Nandigram	22,000	10,071	2.2	22,980	11,429	2.0	20	4	5.0	1,140	430	2.7	100	48	2.1
36	Bogura RWH	Naogaon Sadar	92,540	24,768	3.7	43,275	17,311	2.5	191	24	8.0	6,524	1,426	4.6	104	109	1.0
37	Bogura RWH	Niamatpur	75,476	18,038	4.2	39,165	15,462	2.5	17	20	0.9	2,780	944	2.9	150	69	2.2
38	Bogura RWH	Panchbibi	31,193	14,963	2.1	18,078	9,125	2.0	27	19	1.4	864	778	1.1	102	159	0.6
39	Bogura RWH	Patnitala	20,700	13,688	1.5	15,542	10,170	1.5	49	14	3.5	1,382	584	2.4	252	62	4.1
40	Bogura RWH	Porsha	26,172	10,426	2.5	19,665	8,785	2.2	57	14	4.1	1,090	501	2.2	50	29	1.7
41	Bogura RWH	Raninagar	25,508	13,411	1.9	16,440	12,071	1.4	95	9	10.6	1,500	491	3.1	50	37	1.4
42	Bogura RWH	Sapahar	32,102	10,664	3.0	14,477	10,042	1.4	35	11	3.2	1,643	1,021	1.6	100	42	2.4
43	Bogura RWH	Sariakandi	38,304	13,398	2.9	28,890	8,217	3.5	147	34	4.3	2,998	1,165	2.6	400	158	2.5
44	Bogura RWH	Shajahanpur	52,386	47,841	1.1	30,390	17,379	1.7	98	36	2.7	2,410	1,178	2.0	100	131	0.8
45	Bogura RWH	Sherpur	59,400	34,620	1.7	40,185	18,726	2.1	12	25	0.5	3,299	1,767	1.9	0	119	0.0
46	Bogura RWH	Shibganj	66,200	24,340	2.7	47,220	22,622	2.1	76	15	5.1	7,300	3,556	2.1	200	109	1.8
47	Bogura RWH	Sonatola	45,260	21,451	2.1	32,580	19,099	1.7	80	60	1.3	2,615	1,135	2.3	300	127	2.4
48	Chattogram RWH	Anowara	26,700	11,531	2.3	21,870	10,656	2.1	120	35	3.4	2,196	967	2.3	200	45	4.4
49	Chattogram RWH	Banshkhali	33,840	14,564	2.3	25,260	12,288	2.1	303	40	7.6	4,706	2,262	2.1	102	209	0.5
50	Chattogram RWH	Boalkhali	18,808	9,807	1.9	21,119	10,438	2.0	104	35	3.0	1,057	528	2.0	100	48	2.1

SL	Warehouse Name	Upazila Name	Condom			Shukhi			IUD			Injectables			Implant		
			CBL	AMD	MOS	CBL	AMD	MOS	CBL	AMD	MOS	CBL	AMD	MOS	CBL	AMD	MOS
51	Chattogram RWH	Chakaria	37,260	18,405	2.0	30,175	14,847	2.0	155	70	2.2	7,681	3,622	2.1	320	138	2.3
52	Chattogram RWH	Chandanaish	24,900	9,234	2.7	16,035	7,995	2.0	137	42	3.3	1,438	863	1.7	101	54	1.9
53	Chattogram RWH	Cox's Bazar Sadar	63,940	29,987	2.1	37,695	17,713	2.1	324	54	6.0	6,561	3,133	2.1	735	109	6.7
54	Chattogram RWH	Dighinala	17,652	8,293	2.1	16,110	8,325	1.9	80	25	3.2	1,885	987	1.9	100	52	1.9
55	Chattogram RWH	Double Mooring	113,424	60,886	1.9	30,075	13,554	2.2	482	246	2.0	9,285	4,277	2.2	392	251	1.6
56	Chattogram RWH	Fatikchhari	52,200	25,491	2.0	31,430	17,127	1.8	144	39	3.7	4,813	2,349	2.0	200	195	1.0
57	Chattogram RWH	Hathazari	68,253	32,918	2.1	33,805	16,809	2.0	257	38	6.8	2,660	1,274	2.1	100	71	1.4
58	Chattogram RWH	Khagrachhari Sadar	14,300	6,141	2.3	14,300	6,010	2.4	140	57	2.5	1,492	750	2.0	110	24	4.6
59	Chattogram RWH	Kutubdia	21,312	2,927	7.3	23,385	3,477	6.7	143	19	7.5	6,485	1,102	5.9	100	141	0.7
60	Chattogram RWH	Lakshmichhari	18,600	1,762	10.6	13,590	2,435	5.6	26	11	2.4	379	101	3.8	50	15	3.3
61	Chattogram RWH	Lohagara	16,978	7,423	2.3	18,000	8,183	2.2	221	22	10.0	2,849	1,414	2.0	150	31	4.8
62	Chattogram RWH	Mahalchhari	8,720	3,425	2.5	10,080	4,269	2.4	76	8	9.5	811	309	2.6	50	41	1.2
63	Chattogram RWH	Maheshkhali	20,700	8,540	2.4	31,175	16,663	1.9	53	45	1.2	5,805	3,022	1.9	300	90	3.3
64	Chattogram RWH	Manikchhari	7,880	1,428	5.5	3,840	1,928	2.0	78	4	19.5	1,092	556	2.0	170	16	10.6
65	Chattogram RWH	Matiranga	17,800	7,741	2.3	15,355	7,585	2.0	200	31	6.5	1,821	918	2.0	452	92	4.9
66	Chattogram RWH	Mirsharai	33,564	14,904	2.3	32,449	14,066	2.3	166	67	2.5	4,644	2,239	2.1	200	87	2.3
67	Chattogram RWH	Panchhari	7,624	3,923	1.9	9,765	4,378	2.2	43	10	4.3	472	212	2.2	150	36	4.2
68	Chattogram RWH	Panchlaish	89,620	48,165	1.9	18,690	10,311	1.8	293	165	1.8	6,714	3,234	2.1	289	141	2.0
69	Chattogram RWH	Patiya	56,300	22,425	2.5	39,090	18,909	2.1	350	169	2.1	5,130	2,176	2.4	50	157	0.3
70	Chattogram RWH	Pekua	26,700	7,218	3.7	16,575	6,609	2.5	110	22	5.0	5,338	2,257	2.4	200	84	2.4
71	Chattogram RWH	Ramgarh	10,420	4,056	2.6	10,515	4,493	2.3	37	5	7.4	464	268	1.7	50	37	1.4
72	Chattogram RWH	Ramu	19,420	8,300	2.3	14,190	6,733	2.1	143	34	4.2	4,712	2,356	2.0	250	98	2.6
73	Chattogram RWH	Rangunia	47,920	22,050	2.2	27,780	13,241	2.1	172	73	2.4	3,406	1,680	2.0	300	58	5.2
74	Chattogram RWH	Raozan	35,710	17,712	2.0	22,500	12,161	1.9	185	72	2.6	2,799	1,349	2.1	400	158	2.5
75	Chattogram RWH	Sandwip	37,018	9,034	4.1	25,515	11,099	2.3	49	44	1.1	10,909	1,121	9.7	0	91	0.0

SL	Warehouse Name	Upazila Name	Condom			Shukhi			IUD			Injectables			Implant		
			CBL	AMD	MOS	CBL	AMD	MOS	CBL	AMD	MOS	CBL	AMD	MOS	CBL	AMD	MOS
76	Chattogram RWH	Satkania	27,632	13,280	2.1	20,730	10,099	2.1	180	29	6.2	1,794	877	2.0	250	78	3.2
77	Chattogram RWH	Sitakunda	42,112	20,668	2.0	27,000	13,364	2.0	214	67	3.2	3,702	1,822	2.0	100	71	1.4
78	Chattogram RWH	Teknaf	60,952	30,482	2.0	27,815	12,995	2.1	119	53	2.2	9,079	4,495	2.0	200	100	2.0
79	Chattogram RWH	Ukhia	70,628	25,007	2.8	10,675	5,517	1.9	147	33	4.5	2,952	1,412	2.1	550	218	2.5
80	Cumilla RWH	Akhaura	47,400	7,164	6.6	40,176	5,173	7.8	168	12	14.0	2,487	733	3.4	60	30	2.0
81	Cumilla RWH	Ashuganj	83,292	15,606	5.3	35,860	6,633	5.4	226	25	9.0	5,670	853	6.6	250	50	5.0
82	Cumilla RWH	Banchhampur	110,100	16,826	6.5	61,890	9,122	6.8	193	30	6.4	8,135	2,115	3.8	400	186	2.2
83	Cumilla RWH	Barura	67,840	19,314	3.5	19,850	17,721	1.1	310	57	5.4	2,205	3,046	0.7	100	56	1.8
84	Cumilla RWH	Bijoyagar	79,608	15,244	5.2	43,306	9,742	4.4	139	23	6.0	4,053	1,651	2.5	400	53	7.5
85	Cumilla RWH	Brahman Para	61,200	6,881	8.9	42,550	7,470	5.7	154	24	6.4	3,654	696	5.3	140	41	3.4
86	Cumilla RWH	Brahmanbaria Sadar	184,720	23,600	7.8	104,250	9,754	10.7	259	60	4.3	4,715	2,267	2.1	25	123	0.2
87	Cumilla RWH	Burichang	52,100	24,806	2.1	16,015	14,576	1.1	62	69	0.9	2,811	1,913	1.5	250	94	2.7
88	Cumilla RWH	Chandina	112,768	17,208	6.6	45,695	14,491	3.2	126	50	2.5	5,003	2,676	1.9	200	49	4.1
89	Cumilla RWH	Chandpur Sadar	76,400	15,487	4.9	42,970	13,152	3.3	398	118	3.4	7,262	2,574	2.8	400	148	2.7
90	Cumilla RWH	Chauddagam	87,188	17,819	4.9	48,975	14,860	3.3	412	38	10.8	3,933	3,430	1.1	150	45	3.3
91	Cumilla RWH	Cumilla Adarsha Sadar	76,000	39,511	1.9	39,960	16,798	2.4	140	131	1.1	6,358	3,107	2.0	192	170	1.1
92	Cumilla RWH	Cumilla Sadar Dakshin	87,600	17,613	5.0	41,040	15,150	2.7	250	50	5.0	2,618	2,769	0.9	190	61	3.1
93	Cumilla RWH	Daudkandi	105,828	11,282	9.4	48,930	8,937	5.5	219	71	3.1	3,379	1,697	2.0	100	38	2.6
94	Cumilla RWH	Debidwar	144,900	19,021	7.6	48,770	15,105	3.2	161	127	1.3	6,044	2,930	2.1	400	53	7.5
95	Cumilla RWH	Faridganj	132,600	12,192	10.9	69,375	10,334	6.7	245	64	3.8	5,610	2,691	2.1	200	196	1.0
96	Cumilla RWH	Haim Char	27,500	2,835	9.7	22,740	3,917	5.8	53	7	7.6	2,818	456	6.2	150	33	4.5
97	Cumilla RWH	Hajiganj	92,500	7,537	12.3	74,985	10,228	7.3	281	42	6.7	6,743	2,012	3.4	300	104	2.9
98	Cumilla RWH	Homna	115,424	14,258	8.1	63,420	6,708	9.5	282	37	7.6	3,859	1,230	3.1	322	34	9.5
99	Cumilla RWH	Kachua	153,136	14,519	10.5	61,620	12,133	5.1	279	56	5.0	717	3,659	0.2	200	73	2.7
100	Cumilla RWH	Kasba	108,800	21,342	5.1	48,330	12,982	3.7	113	27	4.2	2,513	1,221	2.1	100	78	1.3

SL	Warehouse Name	Upazila Name	Condom			Shukhi			IUD			Injectables			Implant		
			CBL	AMD	MOS	CBL	AMD	MOS	CBL	AMD	MOS	CBL	AMD	MOS	CBL	AMD	MOS
101	Cumilla RWH	Laksam	88,200	12,147	7.3	42,540	8,440	5.0	38	48	0.8	3,791	1,720	2.2	110	50	2.2
102	Cumilla RWH	Manoharganj	75,500	10,009	7.5	45,150	7,911	5.7	142	14	10.1	3,015	1,186	2.5	100	35	2.9
103	Cumilla RWH	Matlab Dakshin	102,800	14,313	7.2	55,962	6,762	8.3	344	40	8.6	4,118	1,786	2.3	115	59	1.9
104	Cumilla RWH	Matlab Uttar	95,000	17,002	5.6	46,765	10,720	4.4	164	63	2.6	4,352	1,521	2.9	150	115	1.3
105	Cumilla RWH	Meghna	57,050	5,521	10.3	43,785	3,936	11.1	86	19	4.5	2,483	848	2.9	300	75	4.0
106	Cumilla RWH	Muradnagar	116,508	38,115	3.1	52,410	18,016	2.9	201	93	2.2	6,039	3,107	1.9	200	89	2.2
107	Cumilla RWH	Nabinagar	163,568	25,533	6.4	65,310	13,988	4.7	117	18	6.5	3,455	1,893	1.8	0	113	0.0
108	Cumilla RWH	Nangalkot	87,500	22,235	3.9	41,835	10,137	4.1	204	46	4.4	4,859	2,524	1.9	100	79	1.3
109	Cumilla RWH	Nasirnagar	74,988	14,205	5.3	33,630	11,106	3.0	150	34	4.4	3,106	1,195	2.6	100	80	1.3
110	Cumilla RWH	Sarail	100,100	17,268	5.8	58,020	9,786	5.9	175	30	5.8	5,650	1,708	3.3	350	107	3.3
111	Cumilla RWH	Shahrasti	33,900	4,183	8.1	50,775	6,297	8.1	171	24	7.1	3,749	1,960	1.9	100	67	1.5
112	Cumilla RWH	Titas	88,452	11,006	8.0	47,115	4,362	10.8	150	50	3.0	4,167	1,393	3.0	217	44	4.9
113	Dhaka CWH	Araihazar	42,300	13,823	3.1	30,840	20,638	1.5	50	44	1.1	5,180	2,287	2.3	200	103	1.9
114	Dhaka CWH	Bandar	105,240	42,436	2.5	48,055	17,010	2.8	103	34	3.0	5,393	2,238	2.4	170	72	2.4
115	Dhaka CWH	Belabo	31,044	12,226	2.5	17,655	9,894	1.8	108	21	5.1	2,036	1,046	1.9	100	76	1.3
116	Dhaka CWH	Daulatpur	21,640	12,571	1.7	13,935	9,484	1.5	139	9	15.4	1,457	977	1.5	10	71	0.1
117	Dhaka CWH	Dhamrai	18,800	27,943	0.7	26,791	23,052	1.2	89	128	0.7	1,585	1,614	1.0	100	79	1.3
118	Dhaka CWH	Dohar	31,140	13,321	2.3	17,463	7,067	2.5	112	20	5.6	1,359	599	2.3	150	52	2.9
119	Dhaka CWH	Gazaria	16,984	8,835	1.9	7,980	8,003	1.0	24	12	2.0	1,038	568	1.8	71	34	2.1
120	Dhaka CWH	Gazipur Sadar	44,292	48,466	0.9	28,530	21,507	1.3	128	44	2.9	3,839	1,956	2.0	200	80	2.5
121	Dhaka CWH	Ghior	42,936	20,129	2.1	20,115	9,570	2.1	185	14	13.2	2,074	1,008	2.1	200	31	6.5
122	Dhaka CWH	Harirampur	29,668	18,176	1.6	14,475	5,944	2.4	187	11	17.0	981	427	2.3	140	66	2.1
123	Dhaka CWH	Kaliakair	50,492	25,102	2.0	30,830	19,294	1.6	150	23	6.5	1,689	792	2.1	0	63	0.0
124	Dhaka CWH	Kaliganj	54,848	26,290	2.1	29,745	15,049	2.0	231	16	14.4	2,098	1,286	1.6	310	28	11.1
125	Dhaka CWH	Kapasia	34,260	18,270	1.9	22,665	12,503	1.8	99	13	7.6	1,447	693	2.1	100	65	1.5

SL	Warehouse Name	Upazila Name	Condom			Shukhi			IUD			Injectables			Implant		
			CBL	AMD	MOS	CBL	AMD	MOS	CBL	AMD	MOS	CBL	AMD	MOS	CBL	AMD	MOS
126	Dhaka CWH	Keraniganj	62,368	47,308	1.3	33,135	25,650	1.3	211	94	2.2	5,907	2,959	2.0	356	140	2.5
127	Dhaka CWH	Lohajang	34,304	12,354	2.8	18,945	7,268	2.6	100	19	5.3	2,344	882	2.7	100	50	2.0
128	Dhaka CWH	Manikganj Sadar	63,600	44,270	1.4	28,680	17,167	1.7	240	34	7.1	3,878	1,759	2.2	452	138	3.3
129	Dhaka CWH	Manohardi	46,800	24,072	1.9	24,465	11,873	2.1	78	45	1.7	4,140	2,152	1.9	0	59	0.0
130	Dhaka CWH	Mirpur	198,300	148,055	1.3	56,745	32,400	1.8	825	288	2.9	17,883	9,145	2.0	500	331	1.5
131	Dhaka CWH	Munshiganj Sadar	57,854	30,264	1.9	37,512	17,738	2.1	126	32	3.9	3,391	1,665	2.0	200	77	2.6
132	Dhaka CWH	Narayanganj Sadar	86,468	90,973	1.0	95,130	49,867	1.9	260	87	3.0	18,101	8,562	2.1	30	194	0.2
133	Dhaka CWH	Narsingdi Sadar	123,711	68,579	1.8	77,683	59,563	1.3	307	105	2.9	15,583	10,281	1.5	230	139	1.7
134	Dhaka CWH	Nawabganj	50,840	23,241	2.2	26,361	12,159	2.2	65	25	2.6	1,876	957	2.0	400	61	6.6
135	Dhaka CWH	Palash	25,200	11,084	2.3	22,455	10,563	2.1	65	21	3.1	2,661	1,246	2.1	0	49	0.0
136	Dhaka CWH	Roypura	92,744	53,066	1.7	44,520	21,618	2.1	133	92	1.4	20,528	7,824	2.6	528	47	11.2
137	Dhaka CWH	Rupganj	51,952	38,546	1.3	69,220	32,458	2.1	116	51	2.3	6,109	3,158	1.9	0	87	0.0
138	Dhaka CWH	Saturia	19,400	10,049	1.9	11,655	8,002	1.5	160	22	7.3	1,764	723	2.4	200	67	3.0
139	Dhaka CWH	Savar	24,040	78,827	0.3	40,501	31,229	1.3	119	124	1.0	7,629	3,974	1.9	300	138	2.2
140	Dhaka CWH	Serajdikhan	44,408	18,087	2.5	38,205	16,743	2.3	117	37	3.2	3,057	1,474	2.1	200	54	3.7
141	Dhaka CWH	Shibalaya	25,500	17,715	1.4	16,170	8,404	1.9	98	15	6.5	3,045	1,489	2.0	200	66	3.0
142	Dhaka CWH	Shibpur	44,812	21,765	2.1	28,153	15,226	1.8	62	29	2.1	3,731	1,827	2.0	300	72	4.2
143	Dhaka CWH	Singair	55,808	26,649	2.1	28,070	13,392	2.1	85	18	4.7	1,823	905	2.0	100	75	1.3
144	Dhaka CWH	Sonargaon	64,732	29,774	2.2	43,080	21,306	2.0	159	54	2.9	5,806	2,834	2.0	95	76	1.3
145	Dhaka CWH	Sreenagar	80,392	33,918	2.4	37,730	17,259	2.2	87	33	2.6	3,802	1,549	2.5	400	54	7.4
146	Dhaka CWH	Sreepur	23,060	32,169	0.7	41,535	25,348	1.6	40	31	1.3	3,948	1,938	2.0	0	102	0.0
147	Dhaka CWH	Tejgaon	215,400	242,038	0.9	531,000	108,810	4.9	655	471	1.4	25,425	15,511	1.6	226	423	0.5
148	Dhaka CWH	Tongi	75,448	28,521	2.6	23,565	9,187	2.6	160	58	2.8	4,416	949	4.7	180	98	1.8
149	Dhaka CWH	Tongibari	18,880	11,573	1.6	18,600	9,142	2.0	101	8	12.6	983	449	2.2	300	26	11.5
150	Dinajpur RWH	Atwari	34,192	5,160	6.6	49,052	9,050	5.4	106	13	8.2	2,317	1,063	2.2	0	32	0.0

SL	Warehouse Name	Upazila Name	Condom			Shukhi			IUD			Injectables			Implant		
			CBL	AMD	MOS	CBL	AMD	MOS	CBL	AMD	MOS	CBL	AMD	MOS	CBL	AMD	MOS
151	Dinajpur RWH	Baliadangi	31,052	5,088	6.1	59,940	8,284	7.2	63	10	6.3	4,149	1,884	2.2	0	34	0.0
152	Dinajpur RWH	Biral	25,026	8,637	2.9	71,250	10,637	6.7	65	24	2.7	1,747	967	1.8	210	121	1.7
153	Dinajpur RWH	Birampur	15,600	5,893	2.6	53,280	5,780	9.2	39	14	2.8	1,121	287	3.9	100	67	1.5
154	Dinajpur RWH	Birganj	35,748	11,011	3.2	52,380	19,520	2.7	50	45	1.1	3,692	1,668	2.2	0	252	0.0
155	Dinajpur RWH	Bochaganj	21,682	6,253	3.5	42,435	8,966	4.7	8	33	0.2	1,406	611	2.3	300	141	2.1
156	Dinajpur RWH	Boda	20,400	10,608	1.9	29,415	18,476	1.6	45	15	3.0	5,382	2,552	2.1	0	110	0.0
157	Dinajpur RWH	Chirirbandar	17,626	7,800	2.3	34,380	14,381	2.4	68	19	3.6	2,622	1,170	2.2	100	157	0.6
158	Dinajpur RWH	Debiganj	42,000	11,324	3.7	45,090	24,173	1.9	47	29	1.6	8,048	3,755	2.1	0	84	0.0
159	Dinajpur RWH	Dinajpur Sadar	58,400	26,047	2.2	64,815	19,941	3.3	163	50	3.3	6,144	2,800	2.2	50	301	0.2
160	Dinajpur RWH	Fulbari	18,360	5,773	3.2	46,545	5,563	8.4	38	17	2.2	1,367	239	5.7	50	78	0.6
161	Dinajpur RWH	Haripur	18,700	10,094	1.9	28,800	10,289	2.8	39	10	3.9	2,947	1,501	2.0	0	23	0.0
162	Dinajpur RWH	Kaharole	19,500	3,766	5.2	33,965	9,348	3.6	28	25	1.1	1,414	635	2.2	200	139	1.4
163	Dinajpur RWH	Khansama	34,740	4,286	8.1	48,828	13,008	3.8	53	23	2.3	2,497	1,143	2.2	0	132	0.0
164	Dinajpur RWH	Nawabganj	26,200	9,064	2.9	38,640	11,510	3.4	58	10	5.8	2,721	1,205	2.3	0	86	0.0
165	Dinajpur RWH	Panchagarh Sadar	20,956	10,028	2.1	21,402	14,912	1.4	65	18	3.6	4,423	2,129	2.1	0	96	0.0
166	Dinajpur RWH	Parbatipur	42,420	20,957	2.0	35,813	18,299	2.0	151	57	2.6	5,331	2,338	2.3	100	179	0.6
167	Dinajpur RWH	Pirganj	36,572	8,653	4.2	68,181	12,213	5.6	88	25	3.5	10,921	2,502	4.4	100	75	1.3
168	Dinajpur RWH	Ranisankail	16,120	5,041	3.2	46,740	12,876	3.6	2	12	0.2	2,461	1,075	2.3	0	58	0.0
169	Dinajpur RWH	Tentulia	19,624	6,769	2.9	19,470	8,395	2.3	41	15	2.7	2,025	674	3.0	50	24	2.1
170	Dinajpur RWH	Thakurgaon Sadar	53,800	21,957	2.5	87,120	28,417	3.1	100	52	1.9	12,145	5,635	2.2	0	167	0.0
171	Faridpur RWH	Agailjhara	27,034	6,710	4.0	23,472	7,361	3.2	68	14	4.9	2,161	643	3.4	200	44	4.5
172	Faridpur RWH	Alfadanga	89,000	13,996	6.4	7,635	3,905	2.0	43	11	3.9	1,939	573	3.4	50	64	0.8
173	Faridpur RWH	Babuganj	18,800	5,729	3.3	22,740	6,363	3.6	134	23	5.8	2,111	626	3.4	100	37	2.7
174	Faridpur RWH	Baliakandi	64,182	24,616	2.6	29,583	12,414	2.4	151	33	4.6	4,749	1,323	3.6	272	68	4.0
175	Faridpur RWH	Banari Para	23,068	6,085	3.8	40,755	6,947	5.9	92	12	7.7	2,257	579	3.9	150	55	2.7

SL	Warehouse Name	Upazila Name	Condom			Shukhi			IUD			Injectables			Implant		
			CBL	AMD	MOS	CBL	AMD	MOS	CBL	AMD	MOS	CBL	AMD	MOS	CBL	AMD	MOS
176	Faridpur RWH	Barishal Sadar (kotwali)	67,092	30,144	2.2	62,850	14,803	4.2	278	82	3.4	7,380	3,300	2.2	200	165	1.2
177	Faridpur RWH	Bhanga	68,080	25,846	2.6	33,407	13,979	2.4	161	91	1.8	3,037	805	3.8	450	120	3.8
178	Faridpur RWH	Bhedarganj	56,716	11,027	5.1	33,510	7,984	4.2	59	30	2.0	6,022	1,609	3.7	144	74	1.9
179	Faridpur RWH	Boalmari	75,864	18,495	4.1	40,245	13,234	3.0	72	26	2.8	4,320	1,384	3.1	0	122	0.0
180	Faridpur RWH	Char Bhadrasan	19,224	5,792	3.3	5,259	1,288	4.1	90	17	5.3	1,103	156	7.1	0	34	0.0
181	Faridpur RWH	Damudya	17,856	5,457	3.3	15,495	3,383	4.6	42	16	2.6	1,554	367	4.2	100	19	5.3
182	Faridpur RWH	Faridpur Sadar	110,132	50,224	2.2	33,015	16,248	2.0	205	71	2.9	7,840	2,882	2.7	418	220	1.9
183	Faridpur RWH	Gaurnadi	28,800	9,190	3.1	32,670	10,126	3.2	109	20	5.5	3,832	1,108	3.5	0	44	0.0
184	Faridpur RWH	Goalanda	122,676	38,942	3.2	23,415	5,694	4.1	73	9	8.1	3,790	1,251	3.0	100	73	1.4
185	Faridpur RWH	Gopalganj Sadar	99,143	34,986	2.8	38,272	15,137	2.5	149	59	2.5	4,533	1,239	3.7	350	137	2.6
186	Faridpur RWH	Gosairhat	49,168	11,023	4.5	25,670	7,275	3.5	206	48	4.3	3,844	1,077	3.6	150	19	7.9
187	Faridpur RWH	Jhalokati Sadar	27,600	9,331	3.0	16,005	7,513	2.1	94	23	4.1	3,817	863	4.4	250	104	2.4
188	Faridpur RWH	Kalkini	44,300	16,357	2.7	22,170	12,152	1.8	92	36	2.6	2,972	1,293	2.3	472	108	4.4
189	Faridpur RWH	Kashiani	96,844	23,518	4.1	42,905	12,545	3.4	48	15	3.2	4,455	1,098	4.1	122	57	2.1
190	Faridpur RWH	Kotalipara	28,400	11,536	2.5	36,705	15,425	2.4	50	13	3.8	1,657	713	2.3	50	78	0.6
191	Faridpur RWH	Madaripur Sadar	69,488	21,812	3.2	25,840	18,575	1.4	190	99	1.9	12,715	4,572	2.8	350	145	2.4
192	Faridpur RWH	Madhukhali	45,404	15,109	3.0	34,185	12,740	2.7	153	52	2.9	4,454	1,341	3.3	250	106	2.4
193	Faridpur RWH	Muksudpur	118,507	26,766	4.4	50,431	21,552	2.3	126	28	4.5	5,022	1,815	2.8	100	89	1.1
194	Faridpur RWH	Nagarkanda	43,716	15,729	2.8	35,820	9,957	3.6	200	47	4.3	2,662	595	4.5	150	97	1.5
195	Faridpur RWH	Naria	40,140	11,441	3.5	21,960	9,118	2.4	64	18	3.6	3,677	831	4.4	223	48	4.6
196	Faridpur RWH	Nesarabad (swarupkati)	43,324	18,177	2.4	31,620	12,631	2.5	25	31	0.8	3,295	1,209	2.7	350	102	3.4
197	Faridpur RWH	Pangsha	112,600	39,543	2.8	49,515	19,902	2.5	56	29	1.9	7,358	2,384	3.1	650	183	3.6
198	Faridpur RWH	Rajbari Sadar	126,764	47,251	2.7	44,025	13,615	3.2	384	127	3.0	6,774	2,333	2.9	430	239	1.8
199	Faridpur RWH	Rajoir	52,964	13,928	3.8	37,491	12,590	3.0	14	13	1.1	2,976	1,351	2.2	100	63	1.6
200	Faridpur RWH	Sadarpur	39,156	16,185	2.4	28,125	6,901	4.1	62	30	2.1	2,095	570	3.7	253	58	4.4

SL	Warehouse Name	Upazila Name	Condom			Shukhi			IUD			Injectables			Implant		
			CBL	AMD	MOS	CBL	AMD	MOS	CBL	AMD	MOS	CBL	AMD	MOS	CBL	AMD	MOS
201	Faridpur RWH	Saltha	52,200	11,663	4.5	31,170	7,953	3.9	69	22	3.1	2,462	631	3.9	100	52	1.9
202	Faridpur RWH	Shariatpur Sadar	25,328	11,066	2.3	18,765	7,529	2.5	217	55	3.9	3,204	791	4.1	250	78	3.2
203	Faridpur RWH	Shib Char	78,928	23,698	3.3	42,225	15,859	2.7	115	41	2.8	6,976	2,080	3.4	144	91	1.6
204	Faridpur RWH	Tungipara	41,076	10,186	4.0	29,880	6,561	4.6	58	10	5.8	3,301	514	6.4	172	51	3.4
205	Faridpur RWH	Wazirpur	35,592	10,231	3.5	35,490	11,309	3.1	63	17	3.7	2,713	854	3.2	72	103	0.7
206	Faridpur RWH	Zanjira	60,340	16,528	3.7	31,435	8,124	3.9	117	24	4.9	2,963	781	3.8	162	63	2.6
207	Jamalpur RWH	Bakshiganj	44,600	24,116	1.8	23,095	10,367	2.2	46	13	3.5	2,663	1,013	2.6	110	90	1.2
208	Jamalpur RWH	Char Rajibpur	46,425	18,796	2.5	16,097	5,407	3.0	26	2	13.0	3,029	1,271	2.4	50	28	1.8
209	Jamalpur RWH	Dewanganj	55,080	23,731	2.3	31,395	14,475	2.2	40	19	2.1	5,825	2,717	2.1	230	119	1.9
210	Jamalpur RWH	Islampur	63,872	29,370	2.2	42,439	21,459	2.0	98	51	1.9	2,477	1,698	1.5	50	96	0.5
211	Jamalpur RWH	Jamalpur Sadar	75,176	40,914	1.8	68,410	36,136	1.9	206	58	3.6	9,170	4,412	2.1	156	170	0.9
212	Jamalpur RWH	Jhenaigati	33,200	14,625	2.3	27,730	16,097	1.7	18	15	1.2	3,419	1,523	2.2	150	51	2.9
213	Jamalpur RWH	Madarganj	30,800	14,769	2.1	22,320	12,688	1.8	70	49	1.4	2,120	891	2.4	50	99	0.5
214	Jamalpur RWH	Melandaha	54,300	26,517	2.0	38,880	19,322	2.0	45	30	1.5	5,650	2,522	2.2	200	93	2.2
215	Jamalpur RWH	Nakla	26,376	11,818	2.2	25,240	12,010	2.1	116	18	6.4	2,532	1,382	1.8	301	96	3.1
216	Jamalpur RWH	Nalitabari	36,160	21,353	1.7	33,750	17,369	1.9	5	15	0.3	3,457	1,557	2.2	240	78	3.1
217	Jamalpur RWH	Raumari	44,400	19,993	2.2	23,940	10,274	2.3	62	15	4.1	4,389	1,829	2.4	100	30	3.3
218	Jamalpur RWH	Sarishabari	51,924	30,557	1.7	32,830	18,505	1.8	115	45	2.6	3,951	1,959	2.0	50	94	0.5
219	Jamalpur RWH	Sherpur Sadar	69,800	35,049	2.0	66,270	33,739	2.0	44	28	1.6	15,940	6,739	2.4	0	156	0.0
220	Jamalpur RWH	Sreebardi	32,862	16,973	1.9	30,420	15,247	2.0	43	9	4.8	2,656	1,055	2.5	150	113	1.3
221	Jashore RWH	Abhaynagar	39,276	20,710	1.9	17,850	9,737	1.8	118	23	5.1	4,460	2,161	2.1	100	68	1.5
222	Jashore RWH	Bagher Para	44,888	19,975	2.2	18,240	10,893	1.7	81	32	2.5	2,790	1,527	1.8	566	87	6.5
223	Jashore RWH	Chaugachha	56,900	21,452	2.7	15,030	9,547	1.6	154	25	6.2	2,150	1,032	2.1	349	59	5.9
224	Jashore RWH	Harinakunda	36,300	9,624	3.8	21,735	10,955	2.0	162	11	14.7	2,288	860	2.7	300	70	4.3
225	Jashore RWH	Jashore Sadar	163,400	85,506	1.9	73,170	43,159	1.7	193	74	2.6	14,788	6,897	2.1	310	210	1.5



SL	Warehouse Name	Upazila Name	Condom			Shukhi			IUD			Injectables			Implant		
			CBL	AMD	MOS	CBL	AMD	MOS	CBL	AMD	MOS	CBL	AMD	MOS	CBL	AMD	MOS
226	Jashore RWH	Jhenaidah Sadar	44,855	24,823	1.8	24,720	14,582	1.7	122	58	2.1	3,200	2,211	1.4	250	91	2.7
227	Jashore RWH	Jhikargachha	48,500	21,111	2.3	19,350	9,963	1.9	120	28	4.3	4,100	1,819	2.3	2	43	0.0
228	Jashore RWH	Kalia	37,000	19,319	1.9	19,110	9,143	2.1	65	14	4.6	2,606	669	3.9	738	39	18.9
229	Jashore RWH	Kaliganj	51,400	21,208	2.4	25,920	11,499	2.3	47	14	3.4	2,903	982	3.0	58	74	0.8
230	Jashore RWH	Keshabpur	33,200	15,315	2.2	17,700	9,477	1.9	20	20	1.0	3,339	1,744	1.9	204	72	2.8
231	Jashore RWH	Kotchandpur	22,400	8,688	2.6	8,415	5,190	1.6	100	7	14.3	1,350	638	2.1	372	43	8.7
232	Jashore RWH	Lohagara	32,844	18,210	1.8	14,010	9,270	1.5	68	40	1.7	2,640	1,385	1.9	800	50	16.0
233	Jashore RWH	Magura Sadar	64,956	29,656	2.2	33,465	18,180	1.8	63	67	0.9	6,494	3,052	2.1	172	142	1.2
234	Jashore RWH	Maheshpur	44,368	17,697	2.5	25,015	9,451	2.6	55	29	1.9	7,700	2,923	2.6	172	62	2.8
235	Jashore RWH	Manirampur	59,700	29,225	2.0	32,190	16,850	1.9	111	26	4.3	11,700	5,839	2.0	444	122	3.6
236	Jashore RWH	Mohammadpur	16,456	8,094	2.0	15,214	8,498	1.8	58	16	3.6	1,687	832	2.0	72	55	1.3
237	Jashore RWH	Narail Sadar	64,781	28,519	2.3	29,390	14,759	2.0	113	30	3.8	4,431	1,890	2.3	150	108	1.4
238	Jashore RWH	Shailkupa	48,972	26,887	1.8	33,465	16,795	2.0	129	18	7.2	3,067	1,593	1.9	222	123	1.8
239	Jashore RWH	Shalikhha	18,768	6,874	2.7	15,015	7,388	2.0	10	14	0.7	1,823	578	3.2	322	51	6.3
240	Jashore RWH	Sharsha	69,076	34,089	2.0	24,645	13,451	1.8	96	29	3.3	4,677	2,479	1.9	50	94	0.5
241	Jashore RWH	Sreepur	16,332	13,353	1.2	8,400	8,922	0.9	90	21	4.3	2,207	984	2.2	394	74	5.3
242	Khulna RWH	Assasuni	63,000	17,580	3.6	43,155	21,456	2.0	53	8	6.6	3,735	1,453	2.6	100	60	1.7
243	Khulna RWH	Bagerhat Sadar	42,968	21,063	2.0	26,100	13,262	2.0	9	17	0.5	3,744	1,234	3.0	50	80	0.6
244	Khulna RWH	Batiaghata	42,300	14,990	2.8	28,620	11,076	2.6	43	12	3.6	2,095	861	2.4	130	54	2.4
245	Khulna RWH	Bhandaria	41,344	11,870	3.5	23,415	7,266	3.2	210	23	9.1	2,611	1,054	2.5	200	52	3.8
246	Khulna RWH	Chitalmari	46,900	21,666	2.2	35,340	10,842	3.3	30	4	7.5	2,828	1,314	2.2	0	32	0.0
247	Khulna RWH	Dacope	25,322	8,665	2.9	21,570	8,556	2.5	6	10	0.6	935	580	1.6	200	96	2.1
248	Khulna RWH	Daulatpur	185,100	52,810	3.5	69,075	13,795	5.0	100	29	3.4	8,000	3,161	2.5	0	89	0.0
249	Khulna RWH	Debhata	32,600	12,864	2.5	19,560	6,833	2.9	36	6	6.0	2,043	457	4.5	80	19	4.2
250	Khulna RWH	Dumuria	131,800	30,432	4.3	89,940	19,699	4.6	341	53	6.4	6,848	2,317	3.0	300	209	1.4

SL	Warehouse Name	Upazila Name	Condom			Shukhi			IUD			Injectables			Implant		
			CBL	AMD	MOS	CBL	AMD	MOS	CBL	AMD	MOS	CBL	AMD	MOS	CBL	AMD	MOS
251	Khulna RWH	Fakirhat	40,760	9,683	4.2	37,875	5,822	6.5	48	7	6.9	2,254	584	3.9	50	42	1.2
252	Khulna RWH	Indurkani	11,324	4,184	2.7	13,830	4,443	3.1	16	11	1.5	623	575	1.1	50	39	1.3
253	Khulna RWH	Kachua	16,028	7,813	2.1	16,320	5,927	2.8	57	11	5.2	2,052	591	3.5	0	44	0.0
254	Khulna RWH	Kalaroa	86,940	27,439	3.2	30,825	9,206	3.3	26	7	3.7	3,217	1,205	2.7	30	41	0.7
255	Khulna RWH	Kaliganj	67,800	25,743	2.6	58,605	18,280	3.2	12	10	1.2	3,758	1,413	2.7	100	48	2.1
256	Khulna RWH	Kanthalia	41,181	4,339	9.5	33,285	4,636	7.2	59	8	7.4	2,777	763	3.6	100	22	4.5
257	Khulna RWH	Kawkhali	25,200	5,023	5.0	24,635	3,655	6.7	50	21	2.4	1,150	355	3.2	150	24	6.3
258	Khulna RWH	Khulna Sadar	170,200	99,689	1.7	62,025	29,862	2.1	500	274	1.8	12,434	6,004	2.1	136	61	2.2
259	Khulna RWH	Koyra	51,200	13,552	3.8	47,190	17,008	2.8	109	17	6.4	1,875	707	2.7	200	89	2.2
260	Khulna RWH	Mathbaria	97,404	16,039	6.1	75,240	17,199	4.4	122	35	3.5	4,738	1,770	2.7	100	64	1.6
261	Khulna RWH	Mollahat	27,336	10,601	2.6	20,460	9,332	2.2	51	9	5.7	524	509	1.0	0	51	0.0
262	Khulna RWH	Mongla	34,664	13,172	2.6	24,900	7,232	3.4	41	21	2.0	1,567	727	2.2	0	44	0.0
263	Khulna RWH	Morrelganj	102,620	16,835	6.1	90,270	21,611	4.2	133	74	1.8	6,386	1,879	3.4	50	85	0.6
264	Khulna RWH	Nazirpur	39,840	15,088	2.6	28,020	10,627	2.6	90	29	3.1	3,450	1,293	2.7	0	57	0.0
265	Khulna RWH	Paikgachha	42,000	14,068	3.0	37,140	16,107	2.3	58	16	3.6	3,070	1,015	3.0	0	77	0.0
266	Khulna RWH	Phultala	47,400	15,600	3.0	30,720	5,125	6.0	45	34	1.3	2,345	804	2.9	0	61	0.0
267	Khulna RWH	Pirojpur Sadar	29,380	9,327	3.1	27,690	7,402	3.7	61	45	1.4	3,041	913	3.3	50	80	0.6
268	Khulna RWH	Rajapur	36,328	6,765	5.4	23,565	4,270	5.5	34	5	6.8	2,063	603	3.4	50	13	3.8
269	Khulna RWH	Rampal	29,500	15,366	1.9	32,340	10,341	3.1	33	17	1.9	1,080	391	2.8	0	37	0.0
270	Khulna RWH	Rupsa	19,800	14,801	1.3	17,645	9,265	1.9	139	30	4.6	2,075	431	4.8	0	65	0.0
271	Khulna RWH	Sarankhola	32,400	12,331	2.6	41,960	7,550	5.6	90	6	15.0	3,449	1,355	2.5	0	29	0.0
272	Khulna RWH	Satkhira Sadar	97,400	47,073	2.1	50,140	18,948	2.6	67	33	2.0	10,213	3,940	2.6	100	79	1.3
273	Khulna RWH	Shyamnagar	60,832	18,897	3.2	51,540	18,719	2.8	37	12	3.1	2,737	820	3.3	0	64	0.0
274	Khulna RWH	Tala	37,368	19,651	1.9	23,700	15,605	1.5	119	53	2.2	5,389	2,120	2.5	0	64	0.0
275	Khulna RWH	Terokhada	62,400	17,065	3.7	41,430	7,846	5.3	32	12	2.7	1,286	390	3.3	100	39	2.6

SL	Warehouse Name	Upazila Name	Condom			Shukhi			IUD			Injectables			Implant		
			CBL	AMD	MOS	CBL	AMD	MOS	CBL	AMD	MOS	CBL	AMD	MOS	CBL	AMD	MOS
276	Kushtia RWH	Alamdanga	44,879	18,914	2.4	32,467	15,236	2.1	28	20	1.4	5,839	2,490	2.3	0	97	0.0
277	Kushtia RWH	Bheramara	51,800	19,955	2.6	18,480	8,385	2.2	30	8	3.8	3,524	1,435	2.5	10	40	0.3
278	Kushtia RWH	Chuadanga Sadar	62,100	29,722	2.1	26,970	11,353	2.4	68	41	1.7	6,345	3,208	2.0	100	70	1.4
279	Kushtia RWH	Damurhuda	39,240	20,352	1.9	22,545	10,979	2.1	55	17	3.2	7,101	3,553	2.0	300	91	3.3
280	Kushtia RWH	Daulatpur	86,300	40,650	2.1	45,165	21,692	2.1	28	5	5.6	7,224	3,652	2.0	100	40	2.5
281	Kushtia RWH	Gangni	51,348	26,088	2.0	24,660	10,499	2.3	37	18	2.1	9,823	4,184	2.3	2	33	0.1
282	Kushtia RWH	Jiban Nagar	18,800	9,068	2.1	16,485	7,874	2.1	25	27	0.9	3,475	1,798	1.9	100	98	1.0
283	Kushtia RWH	Khoksa	27,468	15,423	1.8	17,230	7,725	2.2	25	10	2.5	377	230	1.6	0	22	0.0
284	Kushtia RWH	Kumarkhali	50,600	26,962	1.9	27,373	13,632	2.0	47	12	3.9	4,662	2,343	2.0	0	86	0.0
285	Kushtia RWH	Kushtia Sadar	81,100	44,134	1.8	48,510	24,233	2.0	74	39	1.9	8,456	4,372	1.9	340	130	2.6
286	Kushtia RWH	Meherpur Sadar	51,100	24,483	2.1	15,810	7,669	2.1	38	13	2.9	4,832	2,589	1.9	120	35	3.4
287	Kushtia RWH	Mirpur	48,400	26,615	1.8	28,055	14,978	1.9	20	5	4.0	4,353	2,116	2.1	200	52	3.8
288	Kushtia RWH	Mujib Nagar	15,352	7,831	2.0	5,670	2,533	2.2	26	4	6.5	1,949	1,010	1.9	0	20	0.0
289	Mymensingh RWH	Atpara	16,500	7,351	2.2	18,185	8,779	2.1	111	7	15.9	1,462	718	2.0	172	78	2.2
290	Mymensingh RWH	Austagram	28,600	15,633	1.8	20,310	11,307	1.8	100	26	3.8	2,900	1,356	2.1	200	33	6.1
291	Mymensingh RWH	Bajitpur	35,632	17,529	2.0	24,915	13,212	1.9	84	25	3.4	1,433	827	1.7	0	47	0.0
292	Mymensingh RWH	Barhatta	25,140	11,290	2.2	25,020	13,333	1.9	130	5	26.0	2,675	1,402	1.9	5	59	0.1
293	Mymensingh RWH	Bhairab	53,052	26,336	2.0	32,595	19,522	1.7	273	44	6.2	3,952	1,831	2.2	0	111	0.0
294	Mymensingh RWH	Bhaluka	27,000	29,524	0.9	43,895	29,130	1.5	148	47	3.1	3,436	1,784	1.9	0	101	0.0
295	Mymensingh RWH	Dharampasha	50,716	22,204	2.3	40,710	17,664	2.3	106	19	5.6	4,140	1,931	2.1	200	196	1.0
296	Mymensingh RWH	Dhobaura	40,800	13,504	3.0	46,275	13,023	3.6	105	6	17.5	3,150	1,338	2.4	50	28	1.8
297	Mymensingh RWH	Durgapur	45,200	22,268	2.0	36,405	16,771	2.2	86	19	4.5	4,830	2,440	2.0	250	66	3.8
298	Mymensingh RWH	Fulbaria	58,220	22,700	2.6	76,980	36,645	2.1	198	51	3.9	2,999	1,556	1.9	0	60	0.0
299	Mymensingh RWH	Gaffargaon	46,272	36,752	1.3	30,645	21,562	1.4	40	29	1.4	4,620	2,213	2.1	200	98	2.0
300	Mymensingh RWH	Gauripur	32,000	15,738	2.0	34,380	21,374	1.6	93	24	3.9	3,960	1,938	2.0	100	68	1.5

SL	Warehouse Name	Upazila Name	Condom			Shukhi			IUD			Injectables			Implant		
			CBL	AMD	MOS	CBL	AMD	MOS	CBL	AMD	MOS	CBL	AMD	MOS	CBL	AMD	MOS
301	Mymensingh RWH	Haluaghat	37,300	16,807	2.2	42,285	20,593	2.1	111	37	3.0	4,082	1,871	2.2	0	61	0.0
302	Mymensingh RWH	Hossainpur	32,200	12,985	2.5	28,090	12,767	2.2	32	24	1.3	1,526	1,010	1.5	0	60	0.0
303	Mymensingh RWH	Ishwarganj	33,516	17,326	1.9	59,236	37,897	1.6	102	13	7.8	3,885	1,981	2.0	100	63	1.6
304	Mymensingh RWH	Itna	32,048	15,498	2.1	31,320	16,333	1.9	163	15	10.9	1,190	624	1.9	250	73	3.4
305	Mymensingh RWH	Kalmakanda	48,900	19,938	2.5	44,340	20,007	2.2	65	14	4.6	2,551	1,177	2.2	300	64	4.7
306	Mymensingh RWH	Karimganj	34,932	15,619	2.2	26,445	17,073	1.5	140	24	5.8	2,780	1,269	2.2	200	154	1.3
307	Mymensingh RWH	Katiadi	48,804	20,127	2.4	39,140	17,622	2.2	62	54	1.1	3,298	1,714	1.9	62	114	0.5
308	Mymensingh RWH	Kendua	26,888	16,820	1.6	39,300	22,750	1.7	113	24	4.7	2,466	1,281	1.9	26	99	0.3
309	Mymensingh RWH	Khaliajuri	15,624	7,482	2.1	24,815	6,223	4.0	74	2	37.0	766	433	1.8	300	48	6.3
310	Mymensingh RWH	Kishoreganj Sadar	55,792	28,166	2.0	33,660	22,382	1.5	321	143	2.2	4,417	2,276	1.9	130	152	0.9
311	Mymensingh RWH	Kuliar Char	45,800	20,111	2.3	24,630	10,843	2.3	60	20	3.0	2,074	1,095	1.9	100	101	1.0
312	Mymensingh RWH	Madan	21,639	12,347	1.8	20,085	10,714	1.9	84	12	7.0	1,225	675	1.8	110	70	1.6
313	Mymensingh RWH	Mithamain	21,644	8,760	2.5	28,740	7,598	3.8	106	18	5.9	570	250	2.3	272	48	5.7
314	Mymensingh RWH	Mohanganj	19,100	9,270	2.1	18,495	12,440	1.5	103	13	7.9	1,533	986	1.6	100	91	1.1
315	Mymensingh RWH	Muktagachha	46,500	24,983	1.9	50,565	27,981	1.8	261	20	13.1	2,669	1,975	1.4	200	110	1.8
316	Mymensingh RWH	Mymensingh Sadar	134,144	64,232	2.1	114,960	47,100	2.4	416	128	3.3	7,037	3,553	2.0	220	281	0.8
317	Mymensingh RWH	Nandail	34,483	15,199	2.3	49,910	36,683	1.4	241	31	7.8	4,575	2,380	1.9	0	79	0.0
318	Mymensingh RWH	Netrakona Sadar	40,127	19,137	2.1	48,715	24,231	2.0	127	7	18.1	5,563	2,527	2.2	0	161	0.0
319	Mymensingh RWH	Nikli	37,924	14,175	2.7	22,740	8,449	2.7	22	39	0.6	2,104	925	2.3	240	113	2.1
320	Mymensingh RWH	Pakundia	37,140	18,413	2.0	34,320	16,058	2.1	78	35	2.2	2,543	1,274	2.0	150	84	1.8
321	Mymensingh RWH	Phulpur	54,900	18,411	3.0	75,390	38,715	1.9	132	83	1.6	4,285	2,314	1.9	450	199	2.3
322	Mymensingh RWH	Purbadhala	36,300	14,643	2.5	36,495	18,367	2.0	109	9	12.1	4,480	2,072	2.2	250	127	2.0
323	Mymensingh RWH	Tarail	37,340	17,911	2.1	28,905	13,536	2.1	105	30	3.5	1,850	924	2.0	0	65	0.0
324	Mymensingh RWH	Trishal	50,628	29,181	1.7	56,655	36,650	1.5	155	39	4.0	4,245	1,875	2.3	0	113	0.0
325	Noakhali RWH	Begumganj	30,200	21,796	1.4	15,345	12,362	1.2	74	90	0.8	1,337	2,020	0.7	10	142	0.1

SL	Warehouse Name	Upazila Name	Condom			Shukhi			IUD			Injectables			Implant		
			CBL	AMD	MOS	CBL	AMD	MOS	CBL	AMD	MOS	CBL	AMD	MOS	CBL	AMD	MOS
326	Noakhali RWH	Chatkhil	22,344	4,145	5.4	14,774	4,115	3.6	88	34	2.6	1,818	689	2.6	110	42	2.6
327	Noakhali RWH	Chhagalnaiya	20,800	9,726	2.1	12,405	5,731	2.2	52	17	3.1	1,646	926	1.8	100	45	2.2
328	Noakhali RWH	Companiganj	25,412	13,072	1.9	15,075	7,149	2.1	30	14	2.1	2,700	1,362	2.0	210	70	3.0
329	Noakhali RWH	Daganbhuiyan	29,360	13,999	2.1	11,400	5,509	2.1	43	23	1.9	2,077	953	2.2	50	38	1.3
330	Noakhali RWH	Feni Sadar	67,700	43,521	1.6	31,684	17,042	1.9	227	134	1.7	6,190	3,768	1.6	360	146	2.5
331	Noakhali RWH	Fulgazi	18,344	9,404	2.0	9,915	4,375	2.3	104	22	4.7	1,427	600	2.4	250	34	7.4
332	Noakhali RWH	Hatiya	39,236	18,779	2.1	7,039	14,916	0.5	239	42	5.7	4,282	2,828	1.5	150	138	1.1
333	Noakhali RWH	Kabirhat	22,410	10,004	2.2	15,060	7,812	1.9	38	18	2.1	2,890	1,394	2.1	10	64	0.2
334	Noakhali RWH	Kamalnagar	18,552	7,054	2.6	14,319	5,891	2.4	37	26	1.4	6,295	3,352	1.9	105	111	0.9
335	Noakhali RWH	Lakshmipur Sadar	30,226	14,949	2.0	14,340	12,283	1.2	90	68	1.3	8,429	5,238	1.6	50	116	0.4
336	Noakhali RWH	Noakhali Sadar	47,700	25,823	1.8	19,800	12,574	1.6	254	94	2.7	4,524	3,547	1.3	0	138	0.0
337	Noakhali RWH	Parshuram	29,628	14,675	2.0	8,655	4,435	2.0	64	18	3.6	1,502	608	2.5	100	59	1.7
338	Noakhali RWH	Ramganj	18,900	6,786	2.8	16,040	3,871	4.1	49	14	3.5	3,056	1,539	2.0	100	48	2.1
339	Noakhali RWH	Ramgati	15,849	4,546	3.5	15,643	6,063	2.6	44	12	3.7	6,866	3,436	2.0	0	130	0.0
340	Noakhali RWH	Roypur	13,292	3,565	3.7	22,515	6,827	3.3	176	43	4.1	2,794	1,320	2.1	0	48	0.0
341	Noakhali RWH	Senbagh	33,900	10,965	3.1	22,955	7,169	3.2	85	22	3.9	2,757	1,139	2.4	0	62	0.0
342	Noakhali RWH	Sonagazi	43,520	17,783	2.4	25,485	10,056	2.5	70	32	2.2	5,100	2,535	2.0	100	59	1.7
343	Noakhali RWH	Sonaimuri	23,400	9,083	2.6	11,160	5,612	2.0	74	15	4.9	3,123	1,511	2.1	155	69	2.2
344	Noakhali RWH	Subarnachar	35,200	13,993	2.5	19,170	9,402	2.0	70	17	4.1	3,635	1,659	2.2	0	119	0.0
345	Pabna RWH	Atgharia	28,400	8,603	3.3	31,590	8,872	3.6	220	12	18.3	4,661	504	9.2	100	34	2.9
346	Pabna RWH	Belkuchi	133,700	47,074	2.8	85,530	22,542	3.8	233	24	9.7	9,039	1,900	4.8	200	37	5.4
347	Pabna RWH	Bera	68,700	10,884	6.3	58,950	12,214	4.8	361	67	5.4	7,033	1,398	5.0	105	55	1.9
348	Pabna RWH	Bhangura	50,716	9,395	5.4	68,025	5,736	11.9	170	11	15.5	3,090	176	17.6	10	27	0.4
349	Pabna RWH	Chatmohar	77,432	33,176	2.3	90,285	23,990	3.8	415	30	13.8	9,049	1,216	7.4	100	64	1.6
350	Pabna RWH	Faridpur	49,444	8,373	5.9	43,515	5,821	7.5	155	17	9.1	6,776	1,043	6.5	0	33	0.0

SL	Warehouse Name	Upazila Name	Condom			Shukhi			IUD			Injectables			Implant		
			CBL	AMD	MOS	CBL	AMD	MOS	CBL	AMD	MOS	CBL	AMD	MOS	CBL	AMD	MOS
351	Pabna RWH	Ishwardi	94,056	30,851	3.0	94,110	17,210	5.5	293	20	14.7	10,213	1,544	6.6	100	102	1.0
352	Pabna RWH	Kamarkhanda	55,576	13,982	4.0	57,660	8,401	6.9	153	20	7.7	5,842	1,111	5.3	150	22	6.8
353	Pabna RWH	Kazipur	151,900	36,729	4.1	97,855	15,500	6.3	225	72	3.1	20,080	2,462	8.2	250	114	2.2
354	Pabna RWH	Pabna Sadar	68,344	64,502	1.1	51,885	43,113	1.2	300	129	2.3	1,600	8,901	0.2	120	131	0.9
355	Pabna RWH	Royganj	76,900	18,036	4.3	79,200	22,516	3.5	130	36	3.6	6,499	2,367	2.7	100	20	5.0
356	Pabna RWH	Santhia	81,500	23,448	3.5	55,800	20,025	2.8	202	23	8.8	9,400	3,439	2.7	5	54	0.1
357	Pabna RWH	Shahjadpur	133,676	57,991	2.3	121,785	27,961	4.4	778	100	7.8	15,126	6,434	2.4	200	245	0.8
358	Pabna RWH	Sirajganj Sadar	99,800	41,969	2.4	75,960	24,467	3.1	370	64	5.8	13,850	4,051	3.4	50	54	0.9
359	Pabna RWH	Sujanagar	108,396	23,647	4.6	89,175	12,558	7.1	275	36	7.6	9,222	2,718	3.4	100	68	1.5
360	Pabna RWH	Tarash	103,264	15,939	6.5	69,435	16,102	4.3	319	42	7.6	2,583	1,172	2.2	0	44	0.0
361	Pabna RWH	Ullah Para	108,700	71,747	1.5	86,040	44,979	1.9	724	129	5.6	14,315	5,148	2.8	400	61	6.6
362	Patuakhali RWH	Amtali	22,136	10,911	2.0	28,455	15,665	1.8	17	17	1.0	3,579	1,795	2.0	100	199	0.5
363	Patuakhali RWH	Bakerganj	38,132	16,011	2.4	34,085	14,010	2.4	106	31	3.4	4,209	1,959	2.1	200	89	2.2
364	Patuakhali RWH	Bamna	6,400	3,442	1.9	8,280	4,250	1.9	37	19	1.9	461	197	2.3	44	84	0.5
365	Patuakhali RWH	Barguna Sadar	22,600	10,216	2.2	24,270	13,160	1.8	150	38	3.9	8,045	3,883	2.1	200	133	1.5
366	Patuakhali RWH	Bauphal	22,800	10,986	2.1	30,240	15,202	2.0	210	66	3.2	4,450	2,130	2.1	300	144	2.1
367	Patuakhali RWH	Betagi	12,800	5,331	2.4	12,765	5,396	2.4	100	20	5.0	1,500	682	2.2	100	44	2.3
368	Patuakhali RWH	Dashmina	8,998	3,891	2.3	10,995	5,642	1.9	140	33	4.2	1,790	946	1.9	100	108	0.9
369	Patuakhali RWH	Dumki	10,308	3,360	3.1	7,755	2,721	2.9	50	9	5.6	968	397	2.4	150	33	4.5
370	Patuakhali RWH	Galachipa	20,968	11,960	1.8	33,930	20,371	1.7	77	39	2.0	6,852	4,003	1.7	50	295	0.2
371	Patuakhali RWH	Kalapara	17,296	8,998	1.9	25,965	13,734	1.9	58	24	2.4	6,622	2,910	2.3	250	57	4.4
372	Patuakhali RWH	Mirzaganj	13,600	6,690	2.0	13,755	6,247	2.2	56	6	9.3	1,218	629	1.9	150	43	3.5
373	Patuakhali RWH	Nalchity	12,696	6,732	1.9	12,930	6,601	2.0	109	19	5.7	2,798	1,435	1.9	210	54	3.9
374	Patuakhali RWH	Patharghata	14,848	6,961	2.1	15,050	8,037	1.9	109	26	4.2	2,884	1,374	2.1	200	143	1.4
375	Patuakhali RWH	Patuakhali Sadar	33,480	15,648	2.1	26,227	13,489	1.9	260	93	2.8	6,614	3,244	2.0	230	228	1.0

SL	Warehouse Name	Upazila Name	Condom			Shukhi			IUD			Injectables			Implant		
			CBL	AMD	MOS	CBL	AMD	MOS	CBL	AMD	MOS	CBL	AMD	MOS	CBL	AMD	MOS
376	Rajshahi RWH	Bagatipara	21,572	18,637	1.2	11,640	6,891	1.7	39	9	4.3	794	360	2.2	100	75	1.3
377	Rajshahi RWH	Bagha	53,400	26,225	2.0	49,395	9,251	5.3	103	6	17.2	3,108	1,442	2.2	100	42	2.4
378	Rajshahi RWH	Baghmara	74,000	44,614	1.7	62,310	27,351	2.3	171	64	2.7	4,226	1,962	2.2	288	58	5.0
379	Rajshahi RWH	Baraigram	48,900	25,412	1.9	22,635	13,746	1.6	100	38	2.6	4,519	2,127	2.1	20	107	0.2
380	Rajshahi RWH	Bholahat	15,868	9,255	1.7	10,440	4,728	2.2	60	6	10.0	1,312	623	2.1	25	34	0.7
381	Rajshahi RWH	Boalia	97,200	44,497	2.2	53,280	5,228	10.2	150	64	2.3	10,950	1,710	6.4	100	157	0.6
382	Rajshahi RWH	Chapai Nababganj Sadar	81,600	50,471	1.6	30,765	18,120	1.7	210	78	2.7	6,590	3,340	2.0	50	63	0.8
383	Rajshahi RWH	Charghat	47,700	24,674	1.9	28,650	11,889	2.4	120	20	6.0	1,290	614	2.1	30	78	0.4
384	Rajshahi RWH	Durgapur	41,848	20,553	2.0	29,505	8,662	3.4	29	10	2.9	1,143	505	2.3	0	50	0.0
385	Rajshahi RWH	Godagari	87,900	45,912	1.9	32,775	18,080	1.8	59	16	3.7	5,883	2,964	2.0	100	58	1.7
386	Rajshahi RWH	Gomastapur	54,300	28,156	1.9	25,695	12,976	2.0	92	17	5.4	2,360	1,093	2.2	4	45	0.1
387	Rajshahi RWH	Gurudaspur	66,000	33,735	2.0	27,960	16,693	1.7	41	14	2.9	2,769	1,266	2.2	300	96	3.1
388	Rajshahi RWH	Lalpur	37,984	22,454	1.7	31,620	16,615	1.9	59	24	2.5	2,868	1,645	1.7	15	70	0.2
389	Rajshahi RWH	Mohanpur	18,214	15,997	1.1	16,800	10,265	1.6	31	7	4.4	3,529	1,952	1.8	0	44	0.0
390	Rajshahi RWH	Nachole	26,100	12,051	2.2	21,630	5,932	3.6	32	5	6.4	2,100	959	2.2	10	35	0.3
391	Rajshahi RWH	Natore Sadar	77,318	40,200	1.9	32,156	16,120	2.0	85	48	1.8	2,739	1,374	2.0	5	165	0.0
392	Rajshahi RWH	Paba	85,800	47,158	1.8	27,612	13,169	2.1	61	5	12.2	5,381	3,246	1.7	20	57	0.4
393	Rajshahi RWH	Puthia	46,234	29,691	1.6	22,785	12,153	1.9	44	11	4.0	2,485	1,164	2.1	0	39	0.0
394	Rajshahi RWH	Shibganj	99,000	49,051	2.0	38,940	21,220	1.8	130	20	6.5	4,996	2,222	2.2	200	62	3.2
395	Rajshahi RWH	Singra	90,156	42,695	2.1	45,015	22,906	2.0	100	34	2.9	3,769	2,067	1.8	500	152	3.3
396	Rajshahi RWH	Tanore	37,584	19,063	2.0	40,200	13,607	3.0	69	14	4.9	1,906	939	2.0	500	153	3.3
397	Rangamati RWH	Baghaichhari	6,240	8,280	0.8	15,125	5,906	2.6	58	4	14.5	1,821	323	5.6	110	22	5.0
398	Rangamati RWH	Barkal	15,800	3,875	4.1	9,360	3,194	2.9	17	3	5.7	2,136	365	5.9	72	8	9.0
399	Rangamati RWH	Belai Chhari	7,881	1,623	4.9	4,723	2,325	2.0	25	3	8.3	1,206	133	9.1	20	19	1.1
400	Rangamati RWH	Jurai Chhari	6,012	2,270	2.6	7,170	1,760	4.1	20	3	6.7	919	146	6.3	50	10	5.0

SL	Warehouse Name	Upazila Name	Condom			Shukhi			IUD			Injectables			Implant		
			CBL	AMD	MOS	CBL	AMD	MOS	CBL	AMD	MOS	CBL	AMD	MOS	CBL	AMD	MOS
401	Rangamati RWH	Kaptai	12,900	5,640	2.3	6,735	3,101	2.2	62	2	31.0	805	386	2.1	50	30	1.7
402	Rangamati RWH	Kawkhali (betbunia)	12,844	3,551	3.6	6,885	2,847	2.4	19	6	3.2	1,936	516	3.8	92	27	3.4
403	Rangamati RWH	Langadu	20,448	5,462	3.7	13,455	4,210	3.2	49	9	5.4	1,235	414	3.0	137	37	3.7
404	Rangamati RWH	Naniarchar	11,064	4,687	2.4	12,310	4,116	3.0	41	3	13.7	991	222	4.5	51	18	2.8
405	Rangamati RWH	Rajasthali	11,168	1,257	8.9	3,315	1,650	2.0	71	2	35.5	289	92	3.1	60	16	3.8
406	Rangamati RWH	Rangamati Sadar	28,024	9,575	2.9	14,685	5,955	2.5	155	87	1.8	2,022	704	2.9	167	69	2.4
407	Rangpur RWH	Aditmari	36,700	14,016	2.6	35,580	13,581	2.6	206	99	2.1	7,238	3,288	2.2	0	114	0.0
408	Rangpur RWH	Badarganj	52,656	11,835	4.4	31,611	19,396	1.6	122	57	2.1	6,300	3,118	2.0	200	64	3.1
409	Rangpur RWH	Bhurungamari	39,252	20,771	1.9	20,295	14,751	1.4	116	38	3.1	6,889	3,311	2.1	200	67	3.0
410	Rangpur RWH	Chilmari	27,176	14,563	1.9	21,595	11,774	1.8	65	22	3.0	2,154	1,057	2.0	50	48	1.0
411	Rangpur RWH	Dimla	17,312	8,097	2.1	43,290	20,612	2.1	121	66	1.8	4,057	2,079	2.0	450	127	3.5
412	Rangpur RWH	Domar	18,168	7,692	2.4	28,785	14,241	2.0	53	46	1.2	5,158	2,231	2.3	5	88	0.1
413	Rangpur RWH	Fulchhari	48,512	21,803	2.2	20,165	9,850	2.0	73	32	2.3	5,264	2,654	2.0	200	53	3.8
414	Rangpur RWH	Gaibandha Sadar	51,345	21,089	2.4	45,435	25,645	1.8	144	49	2.9	10,171	4,390	2.3	50	198	0.3
415	Rangpur RWH	Gangachara	27,652	14,304	1.9	28,751	16,441	1.7	100	57	1.8	9,029	4,636	1.9	250	139	1.8
416	Rangpur RWH	Gobindaganj	103,700	53,438	1.9	137,735	33,650	4.1	87	23	3.8	8,714	4,182	2.1	264	95	2.8
417	Rangpur RWH	Hatibandha	27,392	10,365	2.6	54,195	13,019	4.2	102	42	2.4	4,348	2,206	2.0	50	106	0.5
418	Rangpur RWH	Jaldhaka	30,420	15,008	2.0	54,430	22,674	2.4	100	65	1.5	7,663	3,876	2.0	100	126	0.8
419	Rangpur RWH	Kaliganj	31,748	6,952	4.6	43,770	12,523	3.5	142	48	3.0	4,009	1,749	2.3	50	100	0.5
420	Rangpur RWH	Kaunia	27,400	14,147	1.9	26,520	10,717	2.5	66	14	4.7	5,314	2,859	1.9	58	76	0.8
421	Rangpur RWH	Kishoreganj	11,500	5,871	2.0	37,280	16,159	2.3	86	54	1.6	3,125	1,515	2.1	50	109	0.5
422	Rangpur RWH	Kurigram Sadar	31,020	13,101	2.4	31,050	14,424	2.2	96	45	2.1	7,060	3,034	2.3	0	119	0.0
423	Rangpur RWH	Lalmonirhat Sadar	28,336	12,442	2.3	26,880	14,493	1.9	55	21	2.6	6,928	3,442	2.0	0	154	0.0
424	Rangpur RWH	Mitha Pukur	63,600	27,551	2.3	121,635	23,985	5.1	100	17	5.9	9,535	3,446	2.8	0	110	0.0
425	Rangpur RWH	Nageshwari	35,400	14,896	2.4	27,570	23,367	1.2	77	38	2.0	9,411	4,605	2.0	100	86	1.2



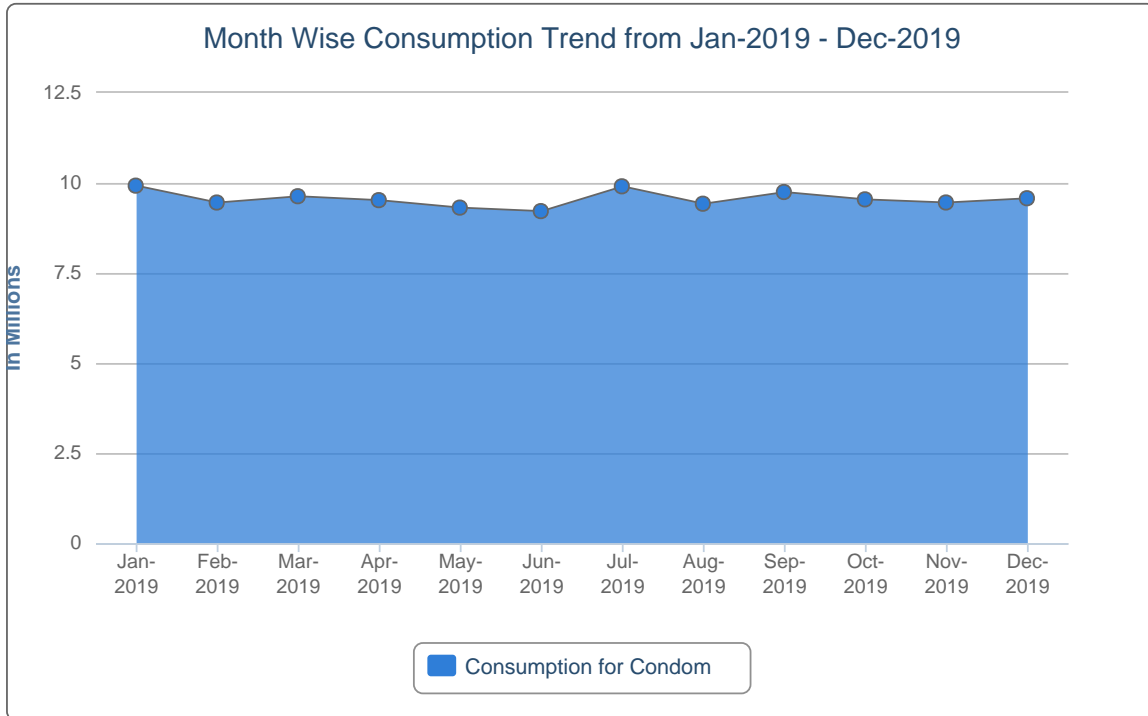
SL	Warehouse Name	Upazila Name	Condom			Shukhi			IUD			Injectables			Implant		
			CBL	AMD	MOS	CBL	AMD	MOS	CBL	AMD	MOS	CBL	AMD	MOS	CBL	AMD	MOS
426	Rangpur RWH	Nilphamari Sadar	36,500	13,938	2.6	61,681	30,558	2.0	53	71	0.7	7,473	3,731	2.0	50	112	0.4
427	Rangpur RWH	Palashbari	15,604	8,173	1.9	27,499	14,535	1.9	57	16	3.6	4,965	2,286	2.2	0	106	0.0
428	Rangpur RWH	Patgram	16,972	7,927	2.1	22,655	13,582	1.7	20	19	1.1	4,123	1,958	2.1	150	34	4.4
429	Rangpur RWH	Phulbari	15,800	7,015	2.3	25,550	12,426	2.1	193	94	2.1	5,680	2,927	1.9	0	69	0.0
430	Rangpur RWH	Pirgachha	44,900	20,634	2.2	45,525	23,497	1.9	180	76	2.4	6,850	3,568	1.9	200	100	2.0
431	Rangpur RWH	Pirganj	95,300	21,206	4.5	137,220	27,491	5.0	135	67	2.0	5,400	2,739	2.0	200	122	1.6
432	Rangpur RWH	Rajarhat	61,400	15,934	3.9	32,160	13,841	2.3	171	54	3.2	6,546	2,672	2.4	0	73	0.0
433	Rangpur RWH	Rangpur Sadar	61,500	32,114	1.9	65,485	26,136	2.5	142	79	1.8	10,544	4,928	2.1	410	279	1.5
434	Rangpur RWH	Sadullapur	70,592	33,959	2.1	42,030	22,495	1.9	136	62	2.2	8,316	4,162	2.0	4	84	0.0
435	Rangpur RWH	Saghata	25,900	10,663	2.4	31,050	18,666	1.7	65	31	2.1	3,240	1,488	2.2	200	78	2.6
436	Rangpur RWH	Saidpur	34,488	16,296	2.1	19,890	10,126	2.0	60	27	2.2	3,110	1,589	2.0	0	93	0.0
437	Rangpur RWH	Sundarganj	72,324	35,396	2.0	80,231	42,697	1.9	286	114	2.5	14,635	7,772	1.9	100	279	0.4
438	Rangpur RWH	Taraganj	20,258	8,188	2.5	16,585	8,872	1.9	50	11	4.5	2,430	1,125	2.2	0	122	0.0
439	Rangpur RWH	Ulipur	41,516	22,734	1.8	44,240	23,262	1.9	122	25	4.9	7,654	3,665	2.1	0	71	0.0
440	Sylhet RWH	Ajmiriganj	7,510	3,874	1.9	12,675	5,577	2.3	31	5	6.2	639	334	1.9	50	55	0.9
441	Sylhet RWH	Bahubal	10,848	6,000	1.8	13,652	5,654	2.4	12	7	1.7	781	458	1.7	54	34	1.6
442	Sylhet RWH	Balaganj	73,700	36,178	2.0	27,090	12,568	2.2	29	18	1.6	4,081	1,979	2.1	201	74	2.7
443	Sylhet RWH	Baniachong	41,260	10,939	3.8	23,750	13,503	1.8	66	5	13.2	1,877	895	2.1	7	117	0.1
444	Sylhet RWH	Barlekha	14,840	7,182	2.1	14,430	6,613	2.2	15	5	3.0	1,116	500	2.2	0	47	0.0
445	Sylhet RWH	Beani Bazar	47,600	19,050	2.5	19,150	6,095	3.1	17	9	1.9	1,340	585	2.3	105	29	3.6
446	Sylhet RWH	Bishwambarpur	11,030	5,851	1.9	16,665	7,013	2.4	23	9	2.6	1,171	584	2.0	174	27	6.4
447	Sylhet RWH	Bishwanath	24,812	9,289	2.7	10,614	3,990	2.7	34	11	3.1	1,389	451	3.1	102	40	2.6
448	Sylhet RWH	Chhatak	33,880	14,131	2.4	20,805	9,808	2.1	150	75	2.0	2,004	782	2.6	101	42	2.4
449	Sylhet RWH	Chunarughat	20,950	8,739	2.4	17,420	13,186	1.3	21	5	4.2	1,838	1,047	1.8	1	34	0.0
450	Sylhet RWH	Companiganj	30,964	13,966	2.2	19,215	7,537	2.5	10	3	3.3	2,713	1,413	1.9	51	36	1.4

SL	Warehouse Name	Upazila Name	Condom			Shukhi			IUD			Injectables			Implant		
			CBL	AMD	MOS	CBL	AMD	MOS	CBL	AMD	MOS	CBL	AMD	MOS	CBL	AMD	MOS
451	Sylhet RWH	Dakshin Sunamganj	25,200	9,599	2.6	13,425	7,335	1.8	44	13	3.4	1,608	668	2.4	260	58	4.5
452	Sylhet RWH	Dakshin Surma	84,000	40,350	2.1	28,920	11,302	2.6	41	6	6.8	3,312	1,318	2.5	85	22	3.9
453	Sylhet RWH	Derai	61,504	26,067	2.4	31,077	11,107	2.8	69	22	3.1	2,651	956	2.8	220	69	3.2
454	Sylhet RWH	Dowarabazar	33,980	11,548	2.9	25,040	10,345	2.4	55	6	9.2	2,121	869	2.4	162	129	1.3
455	Sylhet RWH	Fenchuganj	16,800	6,610	2.5	13,140	3,496	3.8	83	18	4.6	715	284	2.5	100	21	4.8
456	Sylhet RWH	Golapganj	56,360	25,520	2.2	16,770	6,662	2.5	51	22	2.3	1,744	671	2.6	5	52	0.1
457	Sylhet RWH	Gowainghat	53,000	21,550	2.5	25,935	10,481	2.5	25	15	1.7	7,234	3,086	2.3	200	94	2.1
458	Sylhet RWH	Habiganj Sadar	39,846	17,539	2.3	23,986	15,883	1.5	137	94	1.5	3,224	1,544	2.1	0	55	0.0
459	Sylhet RWH	Jagannathpur	36,336	12,158	3.0	19,955	6,891	2.9	40	20	2.0	1,471	362	4.1	10	71	0.1
460	Sylhet RWH	Jaintiapur	38,400	19,846	1.9	4,545	8,101	0.6	36	23	1.6	4,777	2,531	1.9	159	31	5.1
461	Sylhet RWH	Jamalganj	29,800	11,805	2.5	22,335	9,943	2.2	60	5	12.0	2,669	1,229	2.2	100	40	2.5
462	Sylhet RWH	Juri	14,700	7,497	2.0	10,500	5,138	2.0	45	23	2.0	1,159	399	2.9	55	59	0.9
463	Sylhet RWH	Kamalganj	36,980	12,961	2.9	27,945	9,668	2.9	105	53	2.0	2,365	896	2.6	20	47	0.4
464	Sylhet RWH	Kanaighat	49,128	26,926	1.8	23,385	13,685	1.7	40	17	2.4	5,316	2,621	2.0	110	44	2.5
465	Sylhet RWH	Kulaura	13,720	12,015	1.1	9,115	10,377	0.9	37	7	5.3	1,493	2,313	0.6	0	44	0.0
466	Sylhet RWH	Lakhai	18,876	5,857	3.2	17,130	7,006	2.4	70	11	6.4	1,009	418	2.4	152	75	2.0
467	Sylhet RWH	Madhabpur	21,300	9,439	2.3	27,195	14,632	1.9	21	5	4.2	1,810	828	2.2	55	43	1.3
468	Sylhet RWH	Maulvibazar Sadar	32,856	12,280	2.7	17,745	9,476	1.9	193	84	2.3	1,535	938	1.6	30	55	0.5
469	Sylhet RWH	Nabiganj	24,300	8,848	2.7	23,955	10,743	2.2	42	11	3.8	993	480	2.1	150	51	2.9
470	Sylhet RWH	Rajnagar	27,600	9,821	2.8	23,375	10,078	2.3	39	17	2.3	2,188	1,236	1.8	50	54	0.9
471	Sylhet RWH	Sreemangal	29,700	14,244	2.1	23,295	11,446	2.0	55	25	2.2	2,457	1,334	1.8	0	103	0.0
472	Sylhet RWH	Sulla	19,000	8,864	2.1	25,620	5,655	4.5	19	2	9.5	1,440	395	3.6	50	45	1.1
473	Sylhet RWH	Sunamganj Sadar	32,740	12,904	2.5	22,694	8,196	2.8	94	34	2.8	3,360	1,233	2.7	95	97	1.0
474	Sylhet RWH	Sylhet Sadar	144,900	71,782	2.0	56,725	26,893	2.1	316	111	2.8	23,322	11,764	2.0	140	308	0.5
475	Sylhet RWH	Tahirpur	30,744	16,652	1.8	25,020	10,940	2.3	8	7	1.1	5,000	949	5.3	300	67	4.5

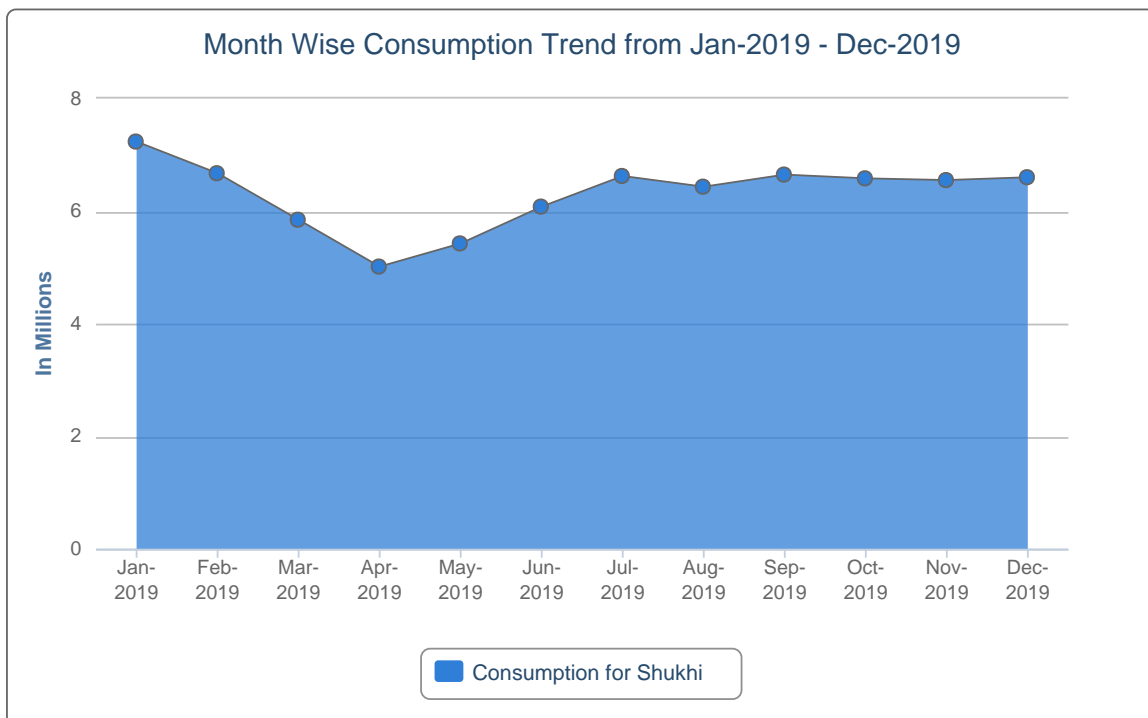
SL	Warehouse Name	Upazila Name	Condom			Shukhi			IUD			Injectables			Implant		
			CBL	AMD	MOS	CBL	AMD	MOS	CBL	AMD	MOS	CBL	AMD	MOS	CBL	AMD	MOS
476	Sylhet RWH	Zakiganj	49,508	23,270	2.1	25,986	10,190	2.6	20	9	2.2	3,282	1,332	2.5	210	90	2.3
477	Tangail RWH	Basail	43,968	21,244	2.1	40,612	13,198	3.1	38	30	1.3	2,691	1,109	2.4	500	102	4.9
478	Tangail RWH	Bhuapur	67,936	22,920	3.0	64,818	17,160	3.8	171	38	4.5	2,088	1,642	1.3	100	85	1.2
479	Tangail RWH	Chauhali	38,400	14,560	2.6	16,560	7,758	2.1	50	14	3.6	3,350	1,190	2.8	461	33	14.0
480	Tangail RWH	Delduar	27,300	18,487	1.5	21,747	18,093	1.2	120	29	4.1	4,580	1,273	3.6	150	59	2.5
481	Tangail RWH	Ghatail	79,260	41,667	1.9	62,550	40,205	1.6	110	30	3.7	7,804	3,775	2.1	300	101	3.0
482	Tangail RWH	Gopalpur	48,372	18,961	2.6	45,540	14,702	3.1	91	28	3.3	7,591	1,785	4.3	0	68	0.0
483	Tangail RWH	Kalihati	96,100	29,515	3.3	80,910	29,142	2.8	436	73	6.0	10,622	3,450	3.1	360	62	5.8
484	Tangail RWH	Madhupur	63,600	30,712	2.1	86,205	30,080	2.9	135	23	5.9	6,715	3,168	2.1	200	76	2.6
485	Tangail RWH	Mirzapur	54,140	27,416	2.0	28,320	25,850	1.1	19	48	0.4	5,439	1,247	4.4	200	72	2.8
486	Tangail RWH	Nagarpur	45,136	33,796	1.3	51,795	22,925	2.3	167	80	2.1	3,091	2,300	1.3	0	122	0.0
487	Tangail RWH	Sakhipur	57,568	25,243	2.3	68,340	23,384	2.9	50	31	1.6	2,527	1,054	2.4	200	33	6.1
488	Tangail RWH	Tangail Sadar	46,800	42,687	1.1	86,415	23,529	3.7	137	53	2.6	6,447	3,134	2.1	150	170	0.9

## 7. Month-wise Consumption Trend

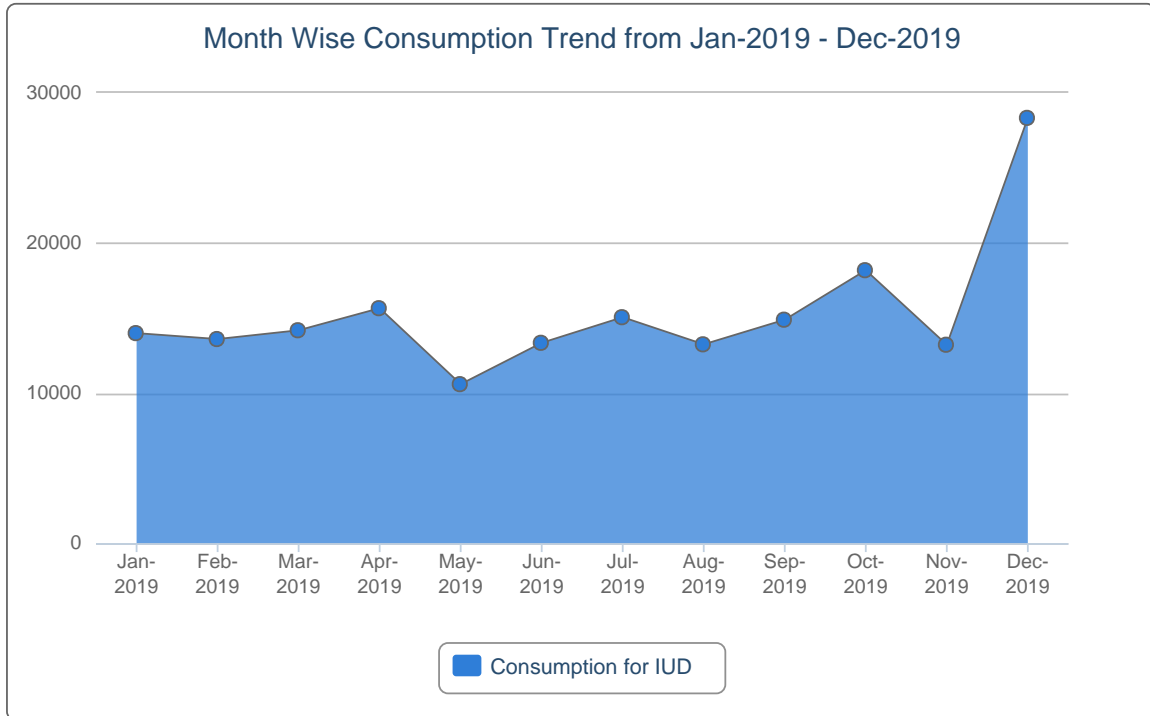
7(a).



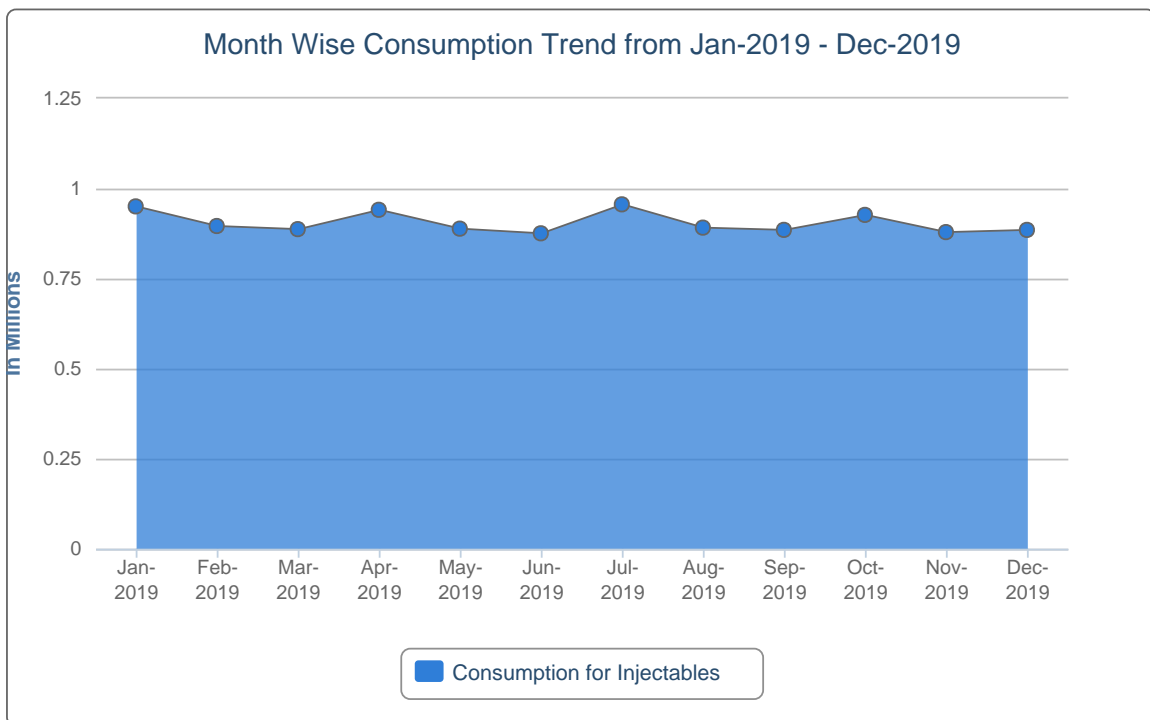
7(b).



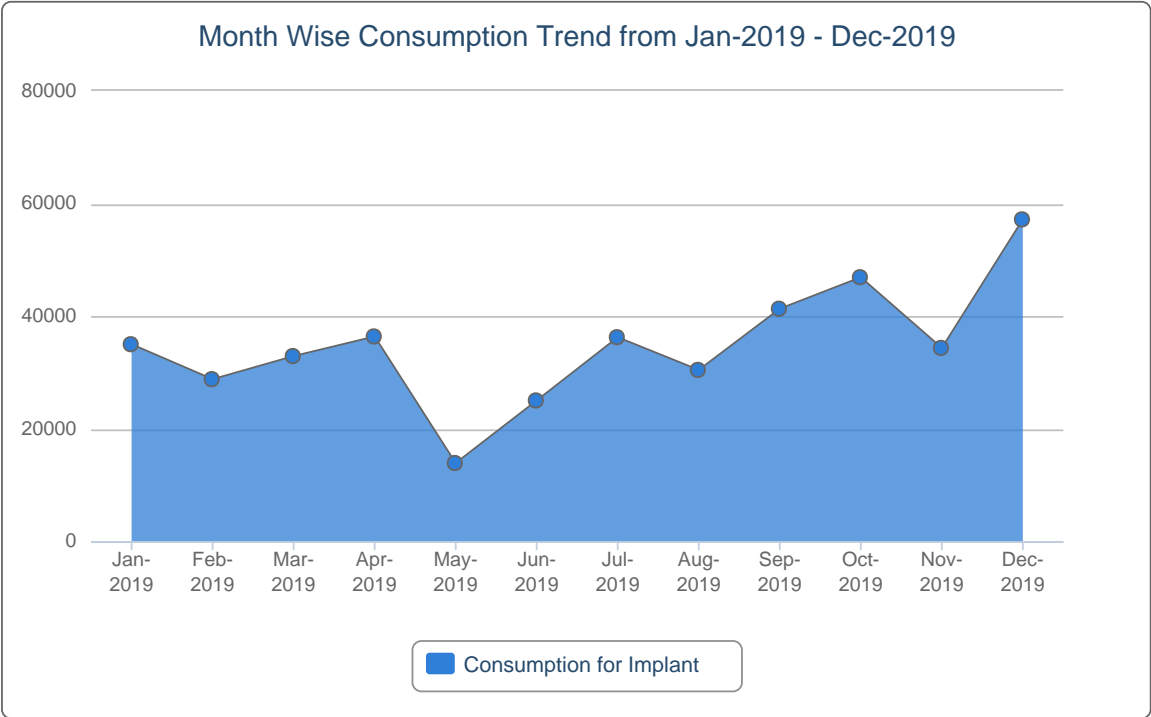
7(c).



7(d).



7(e).



## 8. Report on Upazila and Warehouse Having Stock Out in last month

SL	Products Name	No of Stockout WH	% of Stockout WH	No of Stockout Upazila Store	% of Stockout Upazila Store	No of Stockout Upazila Field	% of Stockout Upazila Field
1	Condom	0	0%	0	0%	0	0%
2	Shukhi	0	0%	0	0%	0	0%
3	IUD	0	0%	0	0%	0	0%
4	Injectables	0	0%	0	0%	0	0%
5	Implant (Total)	0	0%	-	-	0	0%

### List of Stock Out Warehouses

SL	Commodity	Warehouse	Phone
<i>No StockOut in Warehouse</i>			

### List of StockOut Upazilas

SL	Commodity	Warehouse	District	Upazila	Phone
<i>No Stockout in Upazila</i>					

“ছেলে হোক, মেয়ে হোক,  
দু’টি সন্তানই যথেষ্ট”

**Management Information System (MIS)**  
**Directorate General of Family Planning (DGFP)**  
6, Kawran Bazar, Dhaka- 1215  
Email: dirmis@dgfp.gov.bd, dirls@dgfp.gov.bd  
www.dgfp.gov.bd, www.scmpbd.org

*If you need more information, please visit at <https://www.scmpbd.org>*