

# **FAMILY PLANNING MONTHLY LOGISTICS REPORT**

**December 2018**



**Management Information System (MIS)  
Directorate General of Family Planning (DGFP)**

6, Kawran Bazar, Dhaka1215

Email: [dirmisfp@gmail.com](mailto:dirmisfp@gmail.com), [dirlsdgfp@gmail.com](mailto:dirlsdgfp@gmail.com)  
[www.dgfp.gov.bd](http://www.dgfp.gov.bd), [www.scmpbd.org](http://www.scmpbd.org)

**Government of the People's Republic of Bangladesh**  
**Directorate General of Family Planning**  
**Management Information System (MIS)**  
**6, Kawran Bazar, Dhaka- 1215**  
**www.dgfp.gov.bd**


Memo No. DGFP/MIS/09(Report)/04/2017/111

Date: 31 January, 2019.

Sub: **Family Planning Monthly Logistics Report for the Month of December' 2018.**

Family Planning Monthly Logistics Report for the Month of December' 2018 is sent herewith for your kind information & necessary action. This report is prepared on the basis of Form-7 submitted by Warehouses and Form-7B submitted by Upazila Family Planning Offices by using WIMS & UIMS operational tools. It provides useful information on monthly distribution and stock balance of all the major contraceptives & DDS Kits of Warehouse/Upazila Stores. A summary of important events happened during reporting month included in this report. For more information you are requested to visit at [www.scmpbd.org](http://www.scmpbd.org) web site.

Comments and suggestions for improvement of this report will be highly appreciated.

  
(Md. Nazmus Sadat Salim)  
Joint Secretary (MEFW Division)  
and  
Director & Line Director (MIS)  
Phone: 9146262  
Mail: dirmis@dgfp.gov.bd


Memo No. - DGFP/MIS/09(Report)/04/2017/111/1(202)

Date: 31 January, 2019.

**Copy of the report forwarded to:**

1. Secretary, Medical Education & Family Welfare Division (MEFW Division), Bangladesh Secretariat, Dhaka.
2. Additional Secretary (Admin), (MEFW Division), Bangladesh Secretariat, Dhaka.
3. Joint Secretary (Development), (MEFW Division), Bangladesh Secretariat, Dhaka.
4. Joint Chief (Planning), Health Service Division, Bangladesh Secretariat, Dhaka
5. Joint Chief (Population & Planning wing), Planning commission, Sher-e-Bangla Nagar, Dhaka.
6. Joint Chief (Planning), Program Management and Monitoring Unit (PMMU), Azimpur, Dhaka-1205.
7. Deputy Chief (Planning), (ME&FW Division), Bangladesh Secretariat, Dhaka.
8. P.S. to the Honorable Minister, Ministry of Health and Family Welfare, Bangladesh Secretariat, Dhaka, for kind information of the Honorable Minister.
9. P.S. to the Honorable State Minister, Ministry of Health and Family Welfare, Bangladesh Secretariat, Dhaka, for kind information of the Honorable State Minister.
10. Director Administration, Directorate General of Family Planning, 6 Kawran Bazar, Dhaka 1215.
11. Director Logistics & Supply and Line Director (Procurement, Storage & Supply Management), Directorate General of Family Planning, 6 Kawran Bazar, Dhaka 1215.

12. Director Finance & Line Director (Family Planning Field Service Delivery), Directorate General of Family Planning, 6 Kawran Bazar, Dhaka 1215.
13. Director (IEM) & Line Director (Information, Education and Communication), Directorate General of Family Planning, 6 Kawran Bazar, Dhaka 1215.
14. Director Planning & Line Director (Planning Monitoring and Evaluation), Directorate General of Family Planning, 6 Kawran Bazar, Dhaka 1215.
15. Line Director (Maternal, Child, Reproductive and Adolescent Health), Directorate General of Family Planning, 6 Kawran Bazar, Dhaka 1215.
16. Line Director (Clinical Contraception Services Delivery Program), Directorate General of Family Planning, 6 Kawran Bazar, Dhaka 1215.
17. Divisional Director, Family Planning, Dhaka / Chittagong / Rajshahi / Khulna / Sylhet / Barisal/ Rangpur Division.
18. Deputy Chief (FW)/ (Health), Ministry of Health & Family Welfare, Bangladesh Secretariat, Dhaka.
19. Additional Director (Drugs and Stores), Directorate General of Family Planning, Central Warehouse, Mohakhali, Dhaka.
20. Deputy Director, Family Planning, ----- District (You are requested to take appropriate measures to ensure timely online submission of Form 7B report from upazilas.
21. Regional/District Consultant, FPCS-QIT, District Family Planning Office, ----- District.
22. Supply Officer, Family Planning, ----- CWH/RWHs.
23. Assistant Maintenance Engineer, MIS Unit, DGFP (Requested to upload this report to DGFP website (www.dgfp.gov.bd).
24. Country Project Director, SIAPS/MSH, House: 3, Road: No. 23B, Gulshan-1, Dhaka-1212.
25. Country Director, the World Bank, E-32, Agargaon, Sher-e-Banala Nagar, Dhaka-1207.
26. Team Leader, Population & Health Team, USAID, Madani Avenue, Baridhara, Dhaka.
27. Country Representative, UNFPA, IDB Bhaban, Agargaon, Sher-E-Bangla Nagar, Dhaka.
28. Managing Director, SMC, SMC Tower, 33 Banani C/A, Dhaka-1213.
29. Documentation Center, IEM Unit, Directorate General of Family Planning, 6 Kawran Bazar, Dhaka.
30. Responsible person of Dispatch Section, MIS Unit is requested to distribute the published 'Family Planning Monthly Logistics Report' to concerned Person/Office/Organization.
31. PA to Director General, Directorate General of Family Planning, 6 Kawran Bazar, Dhaka 1215.
32. Office copy, MIS, DGFP, 6 Kawran Bazar, Dhaka -1215.
33. Concerned Organization/Person.

  
31.01.2019  
(Ajoy Ratan Barua)  
Deputy Director (MIS)

## **Table Of Contents**

	<b>Page</b>
1. DGFP Stock Status Report	1-2
2. National Receipts Quantity by Product by Month	3
3. National Level Contraceptive Summary Report	4
4. Stock Status Report at Different Levels	5
5. Contraceptive Stock Status by Product at Upazila Store and Field	6-10
6. Contraceptive Stock Status by Product at Regional Warehouses/Upazila	11-31
7. Month-wise Consumption Trend	32-34
8. Report on Upazila and Warehouse Having Stock Out in last month	35



# 1. DGFP Stock Status Report

Year →	2019												2020												2021						
	1	2	3	4	5	6	7	8	9	10	11	12	1	2	3	4	5	6	7	8	9	10	11	12	1	2	3	4	5	6	7
Min.-Max. →						Min						Max																			
Product ↓	CS - 62.04m : 7.2 MOS																														
Condom	7.2 MOS						2018-19: 95.37m to be received = 11 MOS																								
*AMC = 8.56m	2018-19: GoB (Rev):175m																														
	CS (32.85m) : 4.6 MOS																														
Pill	4.6 MOS						2018-19: 110m = 15 MOS																								
*AMC = 7.15m													2018-19: 110m																		
	CS (0.638m): 38.8 MOS																														
IUD	38.8 MOS																														
*AMC = 16,436													2018-19: 0.3m																		
Injectables	CS 15.45 m = 16.3 MOS						2018-19: 4.0m = 5 MOS																								
*AMC = 0.948m													2018-19:12.5m																		
	CS - (0.494m) - 16.9 MOS																														
Implant	16.9 MOS						2018-19: 0.2m = 7 MOS						2018-19: 0.4m = 13 MOS																		
*AMC = 29,186	2018-19: GoB (Rev) - 0.42m & GoB (RPA) - 0.165m & 0.4m Single Rod																														
													<b>Legend:</b> <span style="color:red">■</span> Current Stock (CS): Less than 3 MOS <span style="color:yellow">■</span> Current Stock (CS): MOS 3.0 to Less than 6 MOS <span style="color:green">■</span> Current Stock (CS): MOS 6 and above <span style="color:blue">■</span> Planned for FY 2018-19 <span style="color:orange">■</span> Procurement completed, yet to be received <span style="color:purple">■</span> Donation AMC = Average Monthly Consumption																		
	*AMC is calculated based on past 6-months consumption																														
	Data Sources: DGFP/L&S unit, DGFP LMIS web site - <a href="https://scmpbd.org/">https://scmpbd.org/</a>																														
	Central Warehouse WIMS data and Approved DGFP Procurement Plan																														
	National min-max stock level is 6 & 10 MOS																														

**DGFP STOCK STATUS NOTES**  
**(For Contraceptives)**  
**Month: December 2018**

**CONDOM** – Current national stock is 62.04 million pieces and this stock can be used up to July 2019.

- 2018-19: GoB (Rev) – Contract signed for of 175 million pcs, and received 79.63 million in till December 2018. EDCL will supply rest 95.37 million by June 2019.

**PILL** – Current national stock of Oral Contraceptive Pill is 32.85 million cycles which will go up to May 2019.

- 2018-19: GoB (RPA) – 100 million cycles. Purchase summary sent to ministry for CCGP.
- 2018-19: GoB (RPA) – 10 million cycles (Third generation oral pill), contract signed, awaiting receipt.

**IUD** – Current national stock is 0.638 million pcs and this stock can be used up to March 2022.

- Status of 2018-19 procurement: 0.30 million sets – Tenders will be opened on 22.01.2019.

**INJECTABLES** – Current stock of 15.45 million vials and that can be used up to April 2020.

- 2018-19: GOB (RPA) – 12.5 million vials. Total number of 8.5 million received on 31st December 2018, rest 4 million will be received in January 2019.

**IMPLANT** – Current stock is 0.494 million sets and this can be used up to May 2020.

- 2018-19 procurement: RPA (GoB) – 0.165 million sets: First shipment of 50,000 sets received on 12<sup>th</sup> September and rest 115,000 sets received on 4<sup>th</sup> October 2018.
- 2018 – 19 (GoB-Rev) - 0.22 million sets: Goods received on 12th November 2018.
- UNFPA donated 200,000 units of single rod implant received on 13th December 2018.
- 2018 – 19 (GoB-Dev.) - 0.2 million sets: IFT published. Tenders opened on 26.11.2018 – 1st TEC meeting held on 09.12.2018.
- 2018 – 19 (GoB-Dev.) - 0.4 million sets (Single rod): Tenders will be opened on 23.01.2019.

You can also download the previous reports from <http://www.scmpbd.org/>

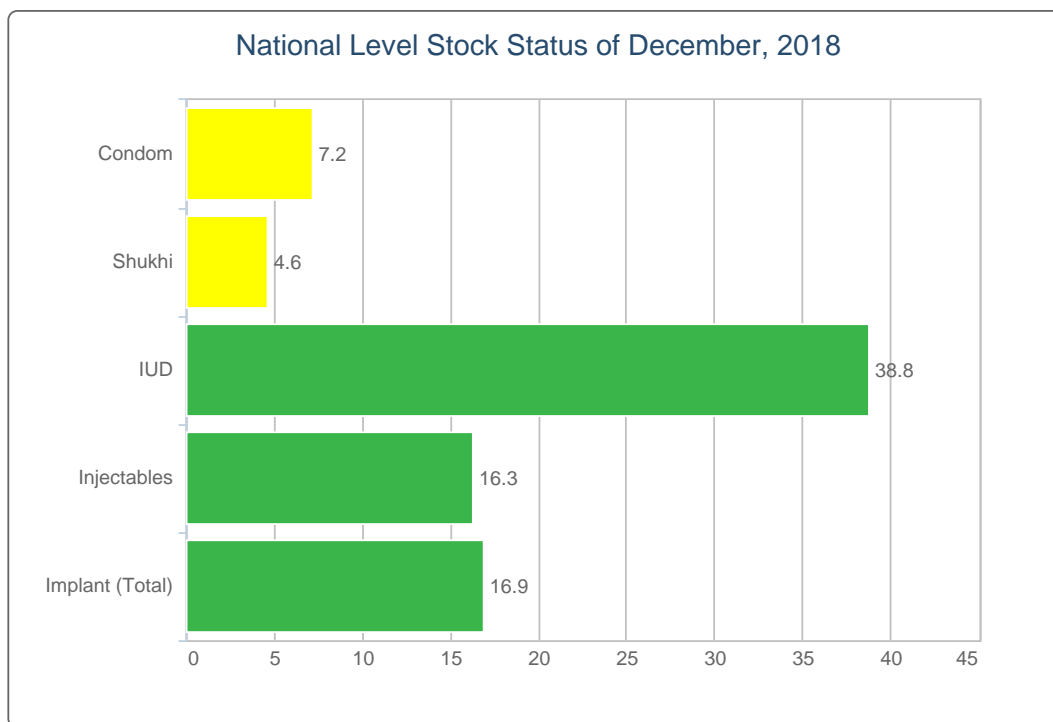
## 2. National Receipts Quantity by Product by Month

### Contraceptive Received Report

Month: December, 2018

Item	Supplier	Receiver	Date Receipts	Qty
Condom	ESSENTIAL DRUGS CO. LTD.	Khulna RWH	31/12/18	1,366,000
	KHULNA ESSENTIAL LATEX PLANT (KELP)	Bogura RWH	31/12/18	12,135,600
Total				13,501,600
APON	RENATA LIMITED	Dhaka CWH	31/12/18	2,000,000
Total				2,000,000
Injectables	TECHNO DRUGS Ltd	Chattogram RWH	31/12/18	8,500,000
Total				8,500,000
Disposable Syr.	JMI SYRINGE & MEDICAL DEVICES LTD.	Dhaka CWH	31/12/18	5,000,000
Total				5,000,000
Implant (Total)	UNFPA	Dhaka CWH	31/12/18	200,000
Total				200,000

### 3. National Level Contraceptive Summary Report



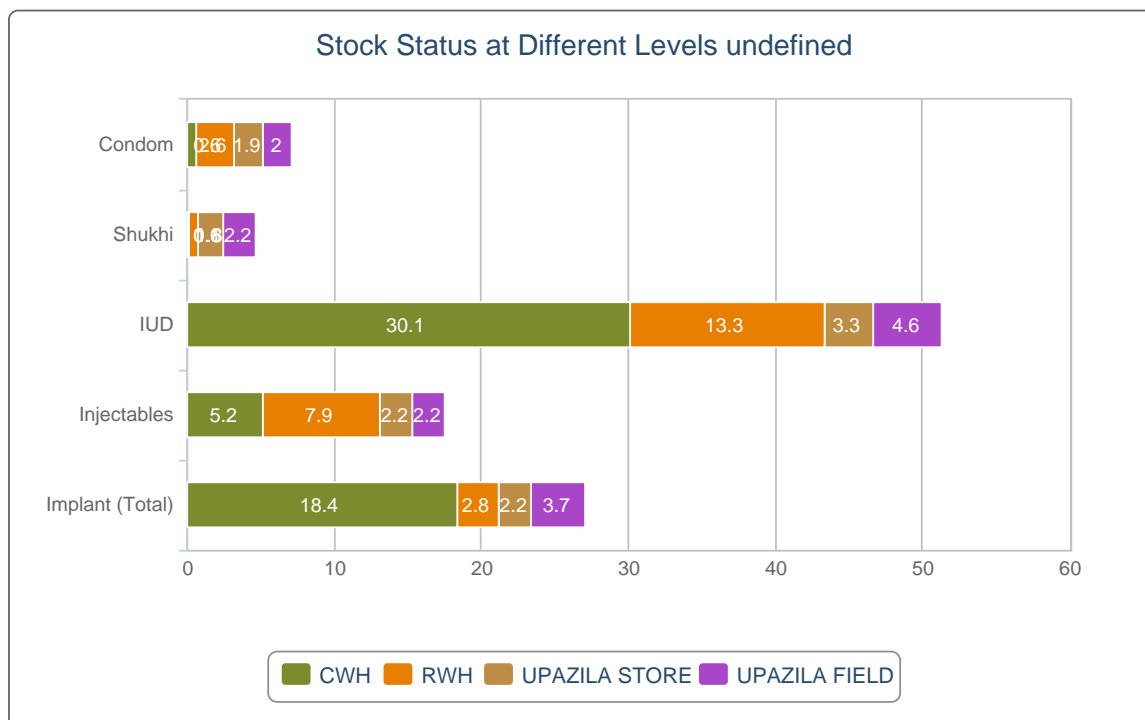
■ MOS less than 4.0     
 ■ MOS 4.0 - 7.9     
 ■ MOS 8.0 and above     
 MOS = Month of Stock

#### National Level Stock Status of December, 2018

SL	Name of Products	Reported Consumption	Reported Closing Balance	Average Monthly Consumption	MOS
1	Condom	8,668,991	62,073,700	8,562,751	7.2
2	Shukhi	7,067,375	32,850,227	7,152,054	4.6
3	IUD	12,449	638,099	16,434	38.8
4	Injectables	887,482	15,448,856	948,766	16.3
5	Implant (Total)	18,176	494,439	29,186	16.9



#### 4. Stock Status Report at Different Levels

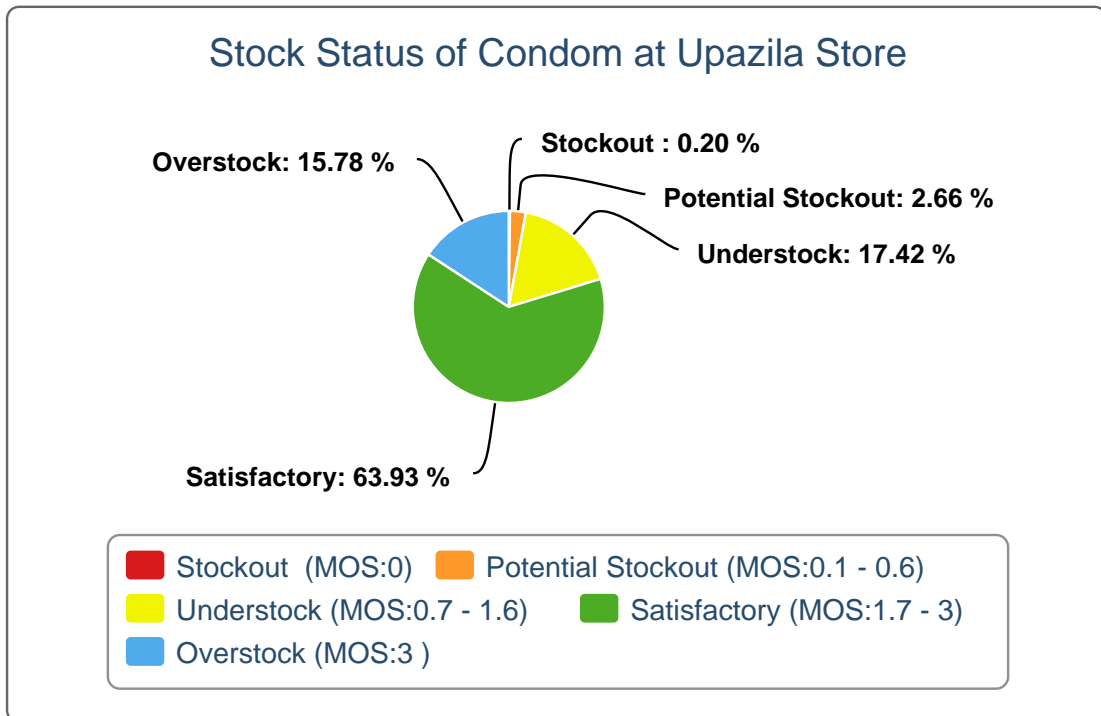


#### Stock Status at Different Levels December, 2018

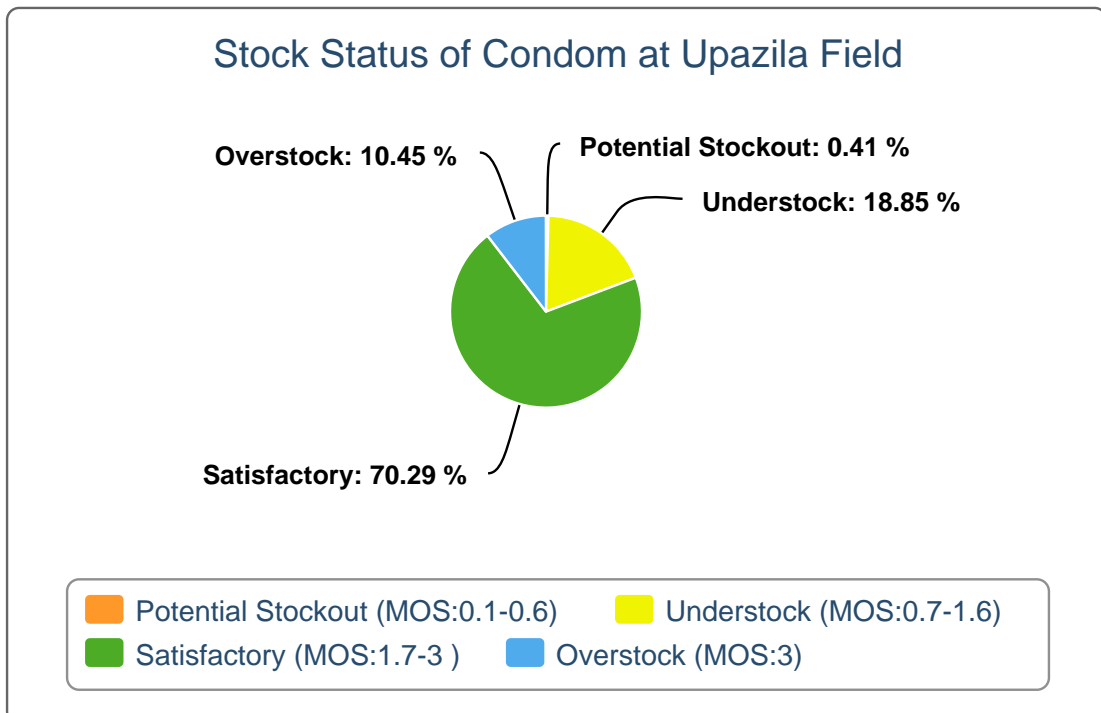
Products	Avg. Consump. of Last 6 Months	CWH Level	MOS	RWH Level	MOS	Upazila Level	MOS	Field Level	MOS	National Level	MOS
Condom	8,562,751	5,166,000	0.6	22,596,800	2.6	16,749,710	2	17,561,190	2.1	62,073,700	7.2
Shukhi	7,152,054	654,509	0.1	4,387,556	0.6	12,428,715	1.7	15,379,447	2.2	32,850,227	4.6
IUD	16,434	374,530	22.8	165,776	10.1	40,805	2.5	56,988	3.5	638,099	38.8
Injectables	948,766	4,618,385	4.9	6,973,500	7.4	1,924,912	2	1,932,059	2	15,448,856	16.3
Implant (Total)	29,186	335,100	11.5	51,749	1.8	40,833	1.4	66,757	2.3	494,439	16.9

## 5. Contraceptive Stock Status by Product at Upazila Store and Field

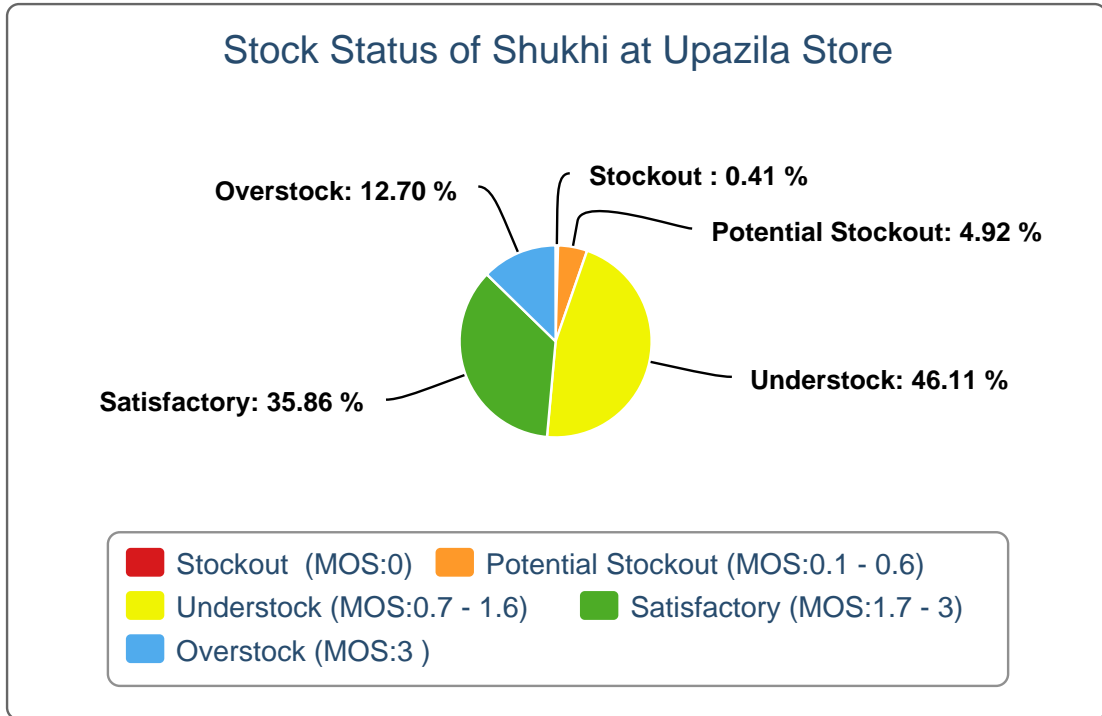
5(a).



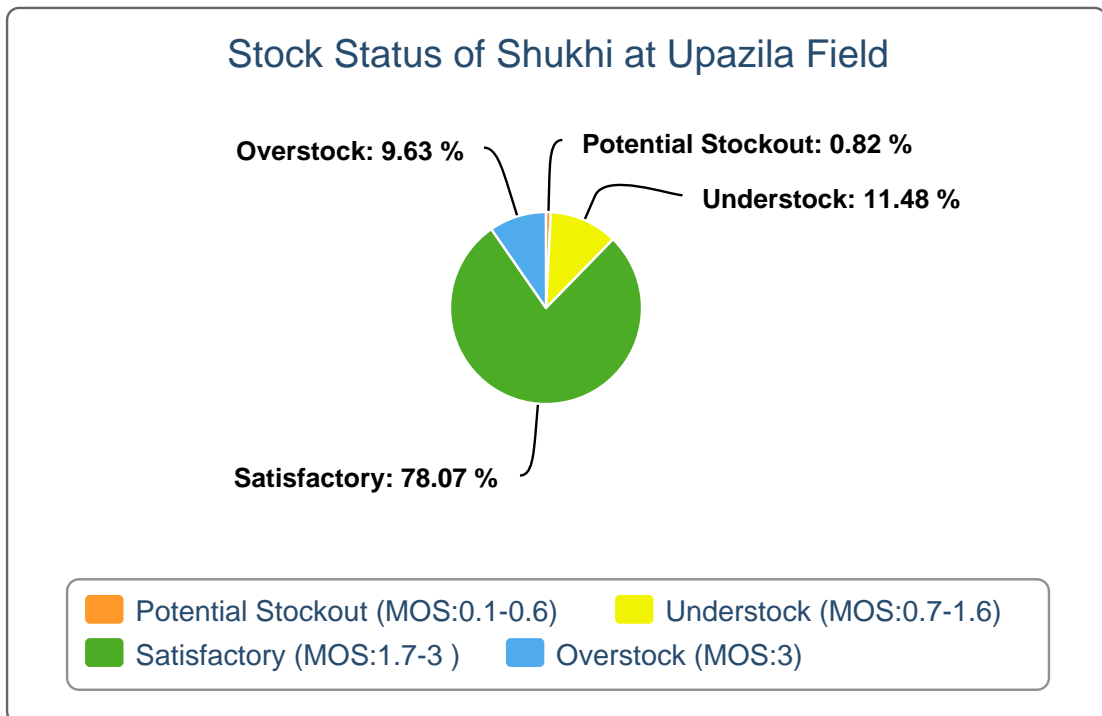
5(b).



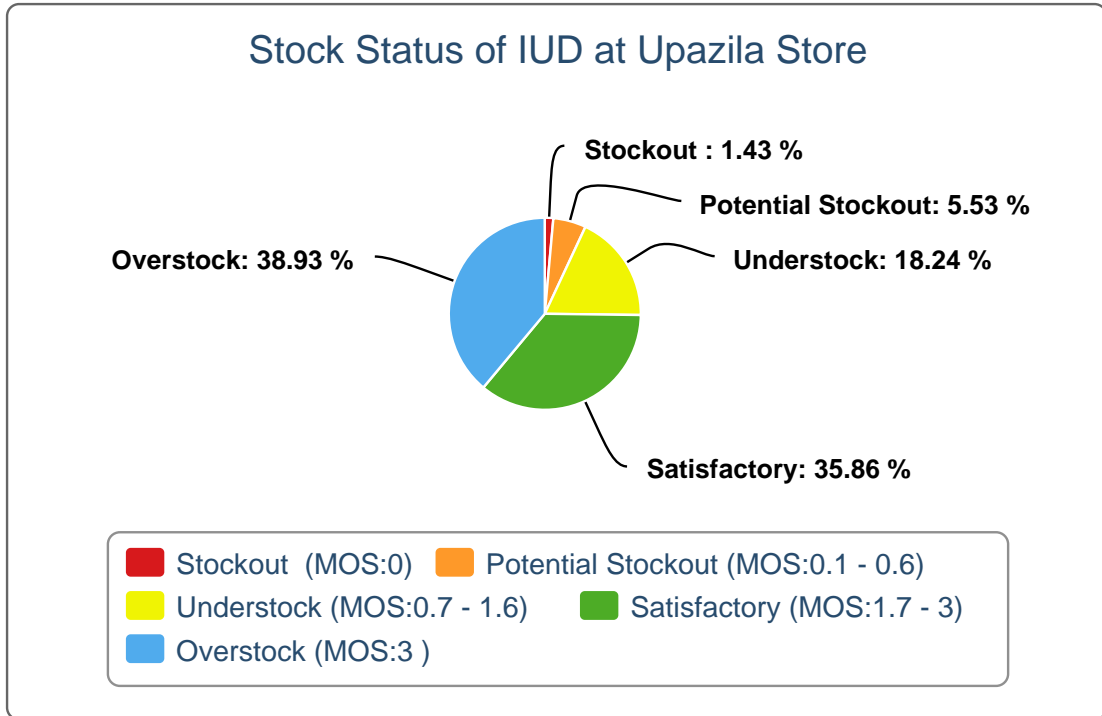
5(c).



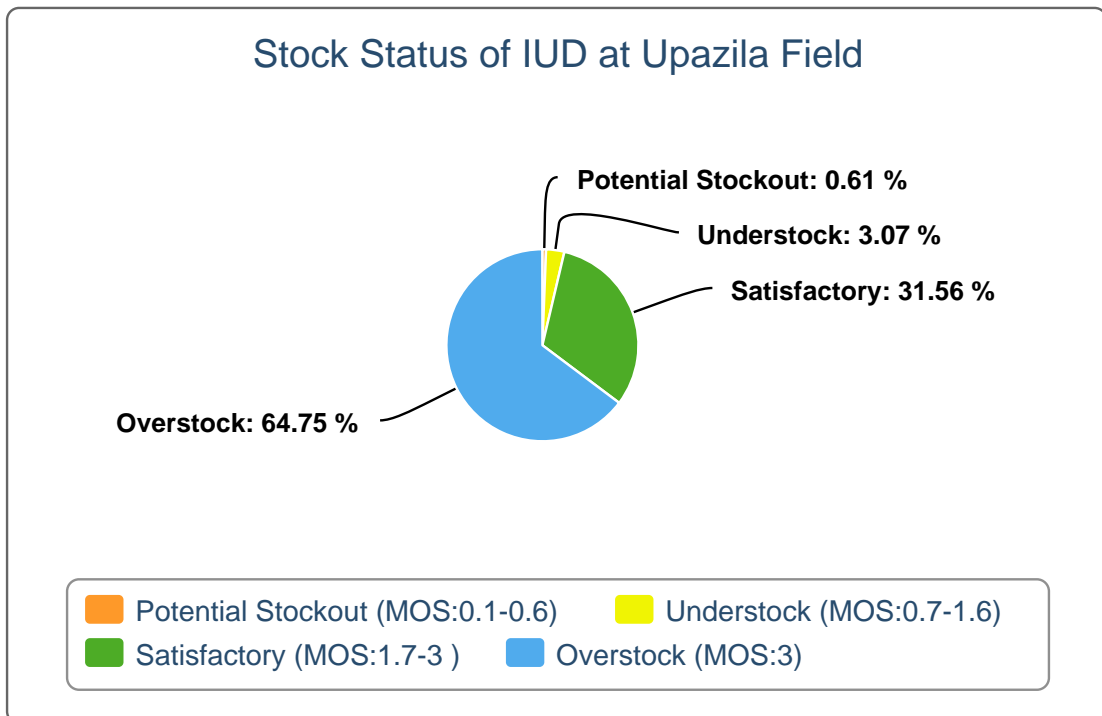
5(d).



5(e).

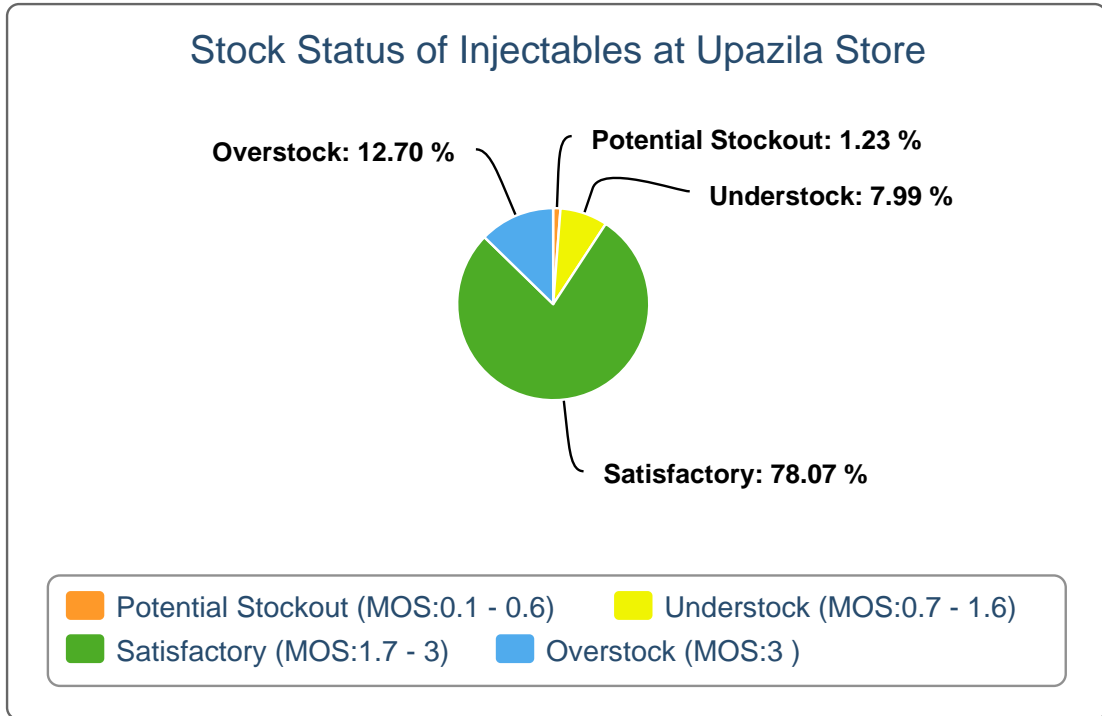


5(f).

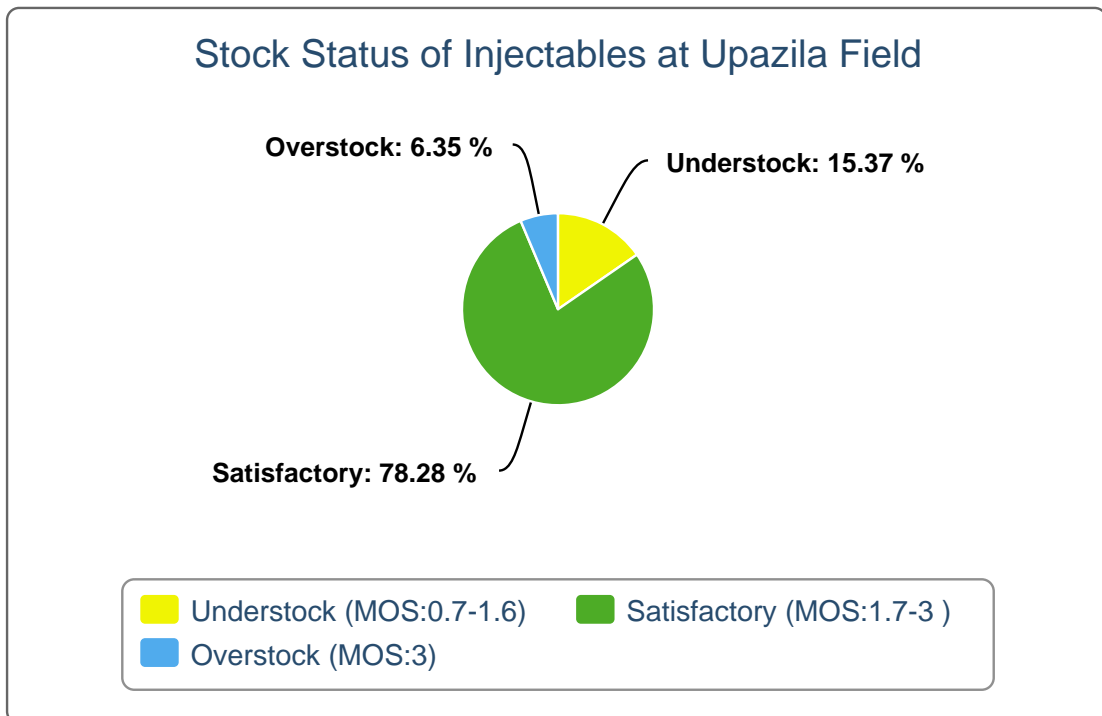




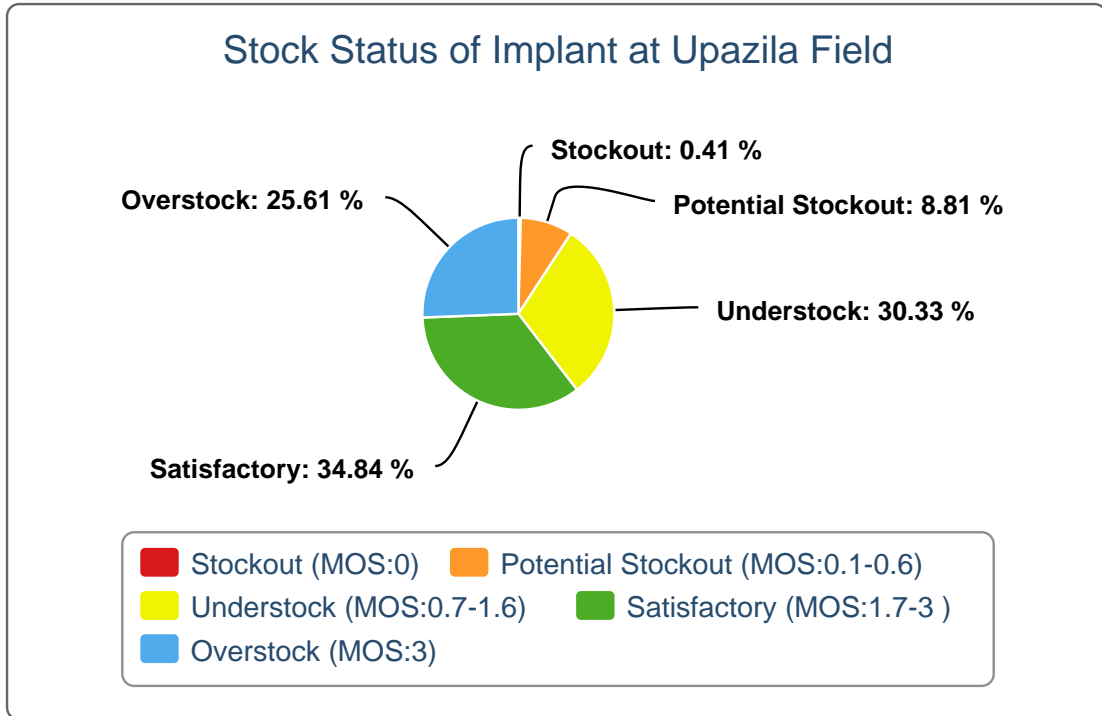
5(g).



5(h).



5(i).



## 6(a). Contraceptive Stock Status by Product at Regional Warehouses

SL	WH Name	Condom			Shukhi			IUD			Injectables			Implant		
		CBL	AMD	MOS	CBL	AMD	MOS	CBL	AMD	MOS	CBL	AMD	MOS	CBL	AMD	MOS
1	Bandarban RWH	50,400	37,376	1.3	28,800	20,013	1.4	170	114	1.5	3,000	3,258	0.9	150	211	0.7
2	Bhola RWH	165,600	98,797	1.7	328,320	85,659	3.8	2,500	240	10.4	66,000	40,387	1.6	900	449	2.0
3	Bogura RWH	5,733,400	511,305	11.2	360,515	393,873	0.9	6,300	645	9.8	268,000	32,099	8.3	3,500	2,166	1.6
4	Chattogram RWH	4,909,000	463,169	10.6	660,170	359,955	1.8	59,530	1,608	37.0	5,353,500	59,069	90.6	4,350	1,985	2.2
5	Cumilla RWH	446,400	476,113	0.9	333,580	384,594	0.9	10,016	1,630	6.1	91,000	69,295	1.3	3,444	2,115	1.6
6	Dhaka CWH	5,166,000	1,351,515	3.8	654,509	885,081	0.7	374,530	2,294	163.3	4,618,385	112,577	41.0	335,100	2,648	126.5
7	Dinajpur RWH	853,200	187,347	4.6	54,720	309,573	0.2	3,050	546	5.6	119,000	37,034	3.2	1,400	1,684	0.8
8	Faridpur RWH	734,400	590,170	1.2	259,200	404,944	0.6	3,750	1,201	3.1	113,000	46,962	2.4	3,250	1,909	1.7
9	Jamalpur RWH	216,000	256,261	0.8	476,640	240,372	2.0	4,978	425	11.7	65,900	31,608	2.1	3,850	985	3.9
10	Jashore RWH	205,200	431,158	0.5	126,720	310,350	0.4	5,250	538	9.8	88,200	45,895	1.9	5,900	1,182	5.0
11	Khulna RWH	5,760,000	628,606	9.2	21,930	437,315	0.1	13,600	827	16.4	126,500	44,609	2.8	2,300	1,391	1.7
12	Kushtia RWH	410,400	243,615	1.7	120,960	165,594	0.7	2,174	224	9.7	65,600	34,744	1.9	1,310	500	2.6
13	Mymensingh RWH	788,400	623,640	1.3	227,520	750,939	0.3	7,900	932	8.5	72,000	54,883	1.3	3,350	2,206	1.5
14	Noakhali RWH	86,400	247,783	0.3	87,840	186,694	0.5	5,575	678	8.2	46,000	41,720	1.1	1,500	1,421	1.1
15	Pabna RWH	432,000	439,985	1.0	161,280	357,101	0.5	3,800	944	4.0	85,000	45,732	1.9	3,750	965	3.9
16	Patuakhali RWH	532,800	116,566	4.6	192,960	155,750	1.2	4,775	414	11.5	56,100	25,626	2.2	1,300	940	1.4
17	Rajshahi RWH	414,000	578,432	0.7	0	316,445	0.0	7,484	468	16.0	104,100	37,325	2.8	2,800	1,201	2.3
18	Rangamati RWH	85,200	45,238	1.9	92,160	33,076	2.8	574	75	7.7	10,700	3,355	3.2	745	208	3.6
19	Rangpur RWH	208,800	471,950	0.4	120,960	661,322	0.2	14,275	1,468	9.7	148,000	104,797	1.4	5,400	2,499	2.2
20	Sylhet RWH	93,600	490,403	0.2	509,760	397,584	1.3	7,775	684	11.4	29,900	49,955	0.6	550	1,679	0.3
21	Tangail RWH	471,600	273,322	1.7	223,521	295,820	0.8	2,300	479	4.8	62,000	27,836	2.2	2,000	842	2.4

**6(b). Contraceptive Stock Status by Product at Upazila**

SL	Warehouse Name	Upazila Name	Condom			Shukhi			IUD			Injectables			Implant		
			CBL	AMD	MOS	CBL	AMD	MOS	CBL	AMD	MOS	CBL	AMD	MOS	CBL	AMD	MOS
1	Bandarban RWH	Alikadam	14,700	8,057	1.8	6,867	2,394	2.9	42	19	2.2	2,571	766	3.4	100	50	2.0
2	Bandarban RWH	Bandarban Sadar	15,400	4,849	3.2	7,900	4,006	2.0	39	23	1.7	2,009	662	3.0	107	32	3.3
3	Bandarban RWH	Lama	19,260	6,082	3.2	13,650	4,658	2.9	200	32	6.3	3,337	765	4.4	200	41	4.9
4	Bandarban RWH	Naikhongchhari	15,600	8,367	1.9	15,135	4,196	3.6	12	15	0.8	2,867	715	4.0	10	19	0.5
5	Bandarban RWH	Rowangchhari	14,900	2,228	6.7	8,950	1,773	5.0	33	4	8.3	1,111	154	7.2	50	17	2.9
6	Bandarban RWH	Ruma	19,900	5,226	3.8	6,900	1,527	4.5	85	12	7.1	993	132	7.5	60	14	4.3
7	Bandarban RWH	Thanchi	12,100	2,567	4.7	7,440	1,459	5.1	20	9	2.2	637	64	10.0	0	38	0.0
8	Bhola RWH	Bhola Sadar	25,300	12,593	2.0	9,135	10,164	0.9	114	63	1.8	11,500	5,654	2.0	100	140	0.7
9	Bhola RWH	Burhanuddin	8,100	4,317	1.9	6,180	7,472	0.8	27	19	1.4	4,138	1,658	2.5	130	64	2.0
10	Bhola RWH	Char Fasson	33,500	17,618	1.9	17,085	16,861	1.0	85	44	1.9	16,871	9,465	1.8	0	72	0.0
11	Bhola RWH	Daulat Khan	15,400	6,818	2.3	11,800	7,496	1.6	66	15	4.4	8,000	4,221	1.9	122	22	5.5
12	Bhola RWH	Hizla	19,700	8,453	2.3	8,175	5,127	1.6	27	13	2.1	3,222	1,561	2.1	30	18	1.7
13	Bhola RWH	Lalmohan	26,900	13,780	2.0	16,905	12,184	1.4	60	24	2.5	13,180	6,167	2.1	105	49	2.1
14	Bhola RWH	Manpura	6,852	4,312	1.6	4,628	2,885	1.6	15	5	3.0	5,961	1,904	3.1	72	22	3.3
15	Bhola RWH	Mehendiganj	29,000	14,985	1.9	15,045	10,638	1.4	46	24	1.9	10,096	4,658	2.2	22	14	1.6
16	Bhola RWH	Muladi	22,900	8,049	2.8	11,500	7,401	1.6	30	17	1.8	4,818	1,955	2.5	50	26	1.9
17	Bhola RWH	Tazumuddin	14,500	7,872	1.8	11,280	5,431	2.1	40	16	2.5	6,300	3,144	2.0	0	22	0.0
18	Bogura RWH	Adamdighi	38,700	10,071	3.8	31,410	6,534	4.8	128	19	6.7	2,195	389	5.6	0	46	0.0
19	Bogura RWH	Akkelpur	63,900	5,006	12.8	23,965	5,305	4.5	117	11	10.6	3,275	442	7.4	100	58	1.7
20	Bogura RWH	Atrai	18,100	10,312	1.8	26,628	12,347	2.2	139	13	10.7	2,856	471	6.1	110	46	2.4
21	Bogura RWH	Badalgachhi	19,600	14,907	1.3	13,695	14,278	1.0	101	10	10.1	4,041	1,734	2.3	200	53	3.8
22	Bogura RWH	Bogura Sadar	28,340	62,171	0.5	5,610	19,034	0.3	355	52	6.8	3,443	1,962	1.8	256	196	1.3
23	Bogura RWH	Dhamoirhat	14,700	8,477	1.7	14,671	8,455	1.7	65	18	3.6	2,714	913	3.0	100	33	3.0
24	Bogura RWH	Dhunat	84,200	29,642	2.8	42,095	19,657	2.1	175	26	6.7	5,199	2,129	2.4	200	87	2.3
25	Bogura RWH	Dhupchanchia	29,400	6,550	4.5	29,400	7,665	3.8	339	16	21.2	4,876	716	6.8	100	94	1.1



SL	Warehouse Name	Upazila Name	Condom			Shukhi			IUD			Injectables			Implant		
			CBL	AMD	MOS	CBL	AMD	MOS	CBL	AMD	MOS	CBL	AMD	MOS	CBL	AMD	MOS
26	Bogura RWH	Gabtali	82,600	35,534	2.3	38,250	19,448	2.0	128	13	9.8	5,002	2,620	1.9	0	84	0.0
27	Bogura RWH	Ghoraghat	45,300	5,712	7.9	31,350	6,740	4.7	47	27	1.7	1,755	426	4.1	100	40	2.5
28	Bogura RWH	Hakimpur	59,000	6,116	9.6	23,991	4,701	5.1	108	11	9.8	3,753	247	15.2	150	42	3.6
29	Bogura RWH	Joypurhat Sadar	32,100	18,693	1.7	19,218	12,529	1.5	45	60	0.8	4,650	1,224	3.8	0	179	0.0
30	Bogura RWH	Kahaloo	15,200	17,948	0.8	12,315	11,920	1.0	111	28	4.0	1,699	912	1.9	0	92	0.0
31	Bogura RWH	Kalai	26,844	6,237	4.3	19,620	8,323	2.4	70	14	5.0	2,190	479	4.6	0	32	0.0
32	Bogura RWH	Khetlal	36,800	7,698	4.8	22,305	5,172	4.3	96	11	8.7	1,725	238	7.2	100	36	2.8
33	Bogura RWH	Mahadebpur	26,700	14,390	1.9	24,720	17,450	1.4	57	13	4.4	1,312	905	1.4	100	60	1.7
34	Bogura RWH	Manda	86,700	20,591	4.2	69,840	31,254	2.2	403	68	5.9	11,105	1,858	6.0	10	77	0.1
35	Bogura RWH	Nandigram	7,800	8,575	0.9	12,345	12,060	1.0	50	3	16.7	2,190	390	5.6	0	45	0.0
36	Bogura RWH	Naogaon Sadar	42,900	23,809	1.8	26,790	18,702	1.4	189	21	9.0	3,478	1,379	2.5	0	93	0.0
37	Bogura RWH	Niamatpur	34,900	14,188	2.5	26,820	12,188	2.2	144	17	8.5	5,193	937	5.5	100	52	1.9
38	Bogura RWH	Panchbibi	31,390	12,152	2.6	33,597	8,942	3.8	11	10	1.1	2,727	645	4.2	1	121	0.0
39	Bogura RWH	Patnitala	28,500	10,151	2.8	27,752	9,179	3.0	108	12	9.0	1,794	522	3.4	52	69	0.8
40	Bogura RWH	Porsha	34,104	11,388	3.0	41,580	9,928	4.2	129	9	14.3	2,095	475	4.4	50	34	1.5
41	Bogura RWH	Raninagar	8,900	12,817	0.7	16,410	13,343	1.2	157	8	19.6	2,533	502	5.0	50	37	1.4
42	Bogura RWH	Sapahar	30,882	8,848	3.5	23,565	10,938	2.2	39	5	7.8	2,193	941	2.3	50	40	1.3
43	Bogura RWH	Sariakandi	43,300	12,003	3.6	28,890	8,570	3.4	166	28	5.9	3,151	1,084	2.9	0	113	0.0
44	Bogura RWH	Shajahanpur	19,300	38,480	0.5	34,760	16,421	2.1	94	31	3.0	1,454	1,042	1.4	0	78	0.0
45	Bogura RWH	Sherpur	56,000	29,557	1.9	41,476	20,185	2.1	201	24	8.4	3,974	1,594	2.5	0	59	0.0
46	Bogura RWH	Shibganj	104,300	27,290	3.8	49,110	23,097	2.1	126	28	4.5	9,300	3,744	2.5	200	81	2.5
47	Bogura RWH	Sonatola	108,300	21,992	4.9	73,020	19,508	3.7	200	39	5.1	5,732	1,179	4.9	300	89	3.4
48	Chattogram RWH	Anowara	21,600	10,624	2.0	13,800	11,804	1.2	43	37	1.2	1,824	894	2.0	110	54	2.0
49	Chattogram RWH	Banshkhali	29,400	15,924	1.8	18,390	13,642	1.3	125	46	2.7	4,579	2,319	2.0	102	60	1.7
50	Chattogram RWH	Boalkhali	24,300	8,087	3.0	11,039	11,274	1.0	73	39	1.9	1,066	542	2.0	150	46	3.3

SL	Warehouse Name	Upazila Name	Condom			Shukhi			IUD			Injectables			Implant		
			CBL	AMD	MOS	CBL	AMD	MOS	CBL	AMD	MOS	CBL	AMD	MOS	CBL	AMD	MOS
51	Chattogram RWH	Chakaria	42,700	20,701	2.1	15,690	17,210	0.9	119	67	1.8	8,658	4,336	2.0	500	123	4.1
52	Chattogram RWH	Chandanaish	18,600	9,754	1.9	15,105	10,069	1.5	101	48	2.1	1,730	945	1.8	201	45	4.5
53	Chattogram RWH	Cox's Bazar Sadar	51,200	29,422	1.7	22,725	20,375	1.1	296	44	6.7	5,805	3,205	1.8	160	105	1.5
54	Chattogram RWH	Dighinala	19,900	8,812	2.3	8,445	8,485	1.0	70	15	4.7	1,945	1,009	1.9	100	22	4.5
55	Chattogram RWH	Double Mooring	55,621	48,539	1.1	12,200	13,316	0.9	209	159	1.3	8,939	4,790	1.9	343	125	2.7
56	Chattogram RWH	Fatikchhari	48,644	23,113	2.1	21,875	18,609	1.2	120	47	2.6	5,055	2,469	2.0	0	141	0.0
57	Chattogram RWH	Hathazari	53,600	30,671	1.7	17,475	17,879	1.0	131	46	2.8	2,885	1,386	2.1	250	38	6.6
58	Chattogram RWH	Khagrachhari Sadar	16,100	6,793	2.4	5,775	6,132	0.9	166	55	3.0	1,397	723	1.9	140	18	7.8
59	Chattogram RWH	Kutubdia	15,300	3,733	4.1	17,445	4,450	3.9	113	23	4.9	1,320	1,312	1.0	0	55	0.0
60	Chattogram RWH	Lakshmichhari	13,100	1,984	6.6	6,885	2,728	2.5	0	17	0.0	165	113	1.5	60	13	4.6
61	Chattogram RWH	Lohagara	17,768	7,673	2.3	9,510	9,496	1.0	127	24	5.3	3,035	1,597	1.9	50	50	1.0
62	Chattogram RWH	Mahalchhari	6,300	3,685	1.7	4,800	4,314	1.1	5	6	0.8	749	363	2.1	100	24	4.2
63	Chattogram RWH	Maheshkhali	21,100	8,788	2.4	19,620	17,222	1.1	61	68	0.9	6,306	3,100	2.0	200	88	2.3
64	Chattogram RWH	Manikchhari	5,800	1,450	4.0	720	1,797	0.4	20	3	6.7	977	491	2.0	70	14	5.0
65	Chattogram RWH	Matiranga	15,900	8,478	1.9	7,665	7,484	1.0	91	15	6.1	1,771	920	1.9	115	22	5.2
66	Chattogram RWH	Mirsharai	27,100	13,859	2.0	14,764	15,327	1.0	126	69	1.8	4,617	2,346	2.0	200	72	2.8
67	Chattogram RWH	Panchhari	11,100	2,826	3.9	8,475	4,199	2.0	65	3	21.7	575	240	2.4	50	36	1.4
68	Chattogram RWH	Panchlaish	38,230	40,166	1.0	12,080	11,142	1.1	326	159	2.1	7,331	3,661	2.0	240	88	2.7
69	Chattogram RWH	Patiya	45,500	21,229	2.1	19,635	19,582	1.0	195	159	1.2	4,230	2,155	2.0	230	124	1.9
70	Chattogram RWH	Pekua	20,700	6,684	3.1	6,930	6,709	1.0	76	14	5.4	3,904	2,083	1.9	100	75	1.3
71	Chattogram RWH	Ramgarh	8,500	3,412	2.5	4,890	4,261	1.1	44	6	7.3	584	273	2.1	81	46	1.8
72	Chattogram RWH	Ramu	24,800	11,721	2.1	10,890	10,819	1.0	68	31	2.2	4,068	2,566	1.6	200	93	2.2
73	Chattogram RWH	Rangunia	42,800	24,705	1.7	18,795	14,726	1.3	77	76	1.0	4,125	1,893	2.2	200	49	4.1
74	Chattogram RWH	Raozan	34,680	16,164	2.1	16,848	13,971	1.2	208	72	2.9	2,449	1,309	1.9	202	49	4.1
75	Chattogram RWH	Sandwip	54,466	10,725	5.1	33,510	11,041	3.0	334	46	7.3	7,679	1,661	4.6	300	60	5.0

SL	Warehouse Name	Upazila Name	Condom			Shukhi			IUD			Injectables			Implant		
			CBL	AMD	MOS	CBL	AMD	MOS	CBL	AMD	MOS	CBL	AMD	MOS	CBL	AMD	MOS
76	Chattogram RWH	Satkania	19,700	11,887	1.7	11,565	11,575	1.0	105	31	3.4	1,928	973	2.0	200	62	3.2
77	Chattogram RWH	Sitakunda	43,900	20,241	2.2	17,450	14,179	1.2	135	83	1.6	3,556	1,849	1.9	50	44	1.1
78	Chattogram RWH	Teknaf	28,528	25,186	1.1	29,025	19,845	1.5	83	82	1.0	14,477	5,602	2.6	350	99	3.5
79	Chattogram RWH	Ukhia	25,400	6,133	4.1	8,340	6,293	1.3	91	18	5.1	4,984	1,944	2.6	100	45	2.2
80	Cumilla RWH	Akhaura	27,260	6,269	4.3	28,095	5,251	5.4	132	12	11.0	1,949	717	2.7	170	22	7.7
81	Cumilla RWH	Ashuganj	18,924	12,698	1.5	37,470	7,059	5.3	66	34	1.9	7,785	1,119	7.0	50	41	1.2
82	Cumilla RWH	Banchhampur	36,700	14,884	2.5	39,585	11,050	3.6	76	42	1.8	5,387	2,933	1.8	200	112	1.8
83	Cumilla RWH	Barura	35,600	20,448	1.7	21,365	19,798	1.1	157	78	2.0	4,630	3,197	1.4	50	74	0.7
84	Cumilla RWH	Bijoyagar	35,508	12,560	2.8	20,526	10,841	1.9	44	11	4.0	1,827	1,788	1.0	100	42	2.4
85	Cumilla RWH	Brahman Para	32,300	7,342	4.4	24,225	8,354	2.9	143	36	4.0	1,390	766	1.8	100	43	2.3
86	Cumilla RWH	Brahmanbaria Sadar	28,400	21,632	1.3	53,745	13,401	4.0	272	73	3.7	6,057	2,929	2.1	0	93	0.0
87	Cumilla RWH	Burichang	32,600	17,593	1.9	30,825	13,462	2.3	248	82	3.0	7,569	2,267	3.3	152	88	1.7
88	Cumilla RWH	Chandina	39,800	17,494	2.3	24,890	14,584	1.7	92	51	1.8	3,904	2,687	1.5	16	39	0.4
89	Cumilla RWH	Chandpur Sadar	46,000	15,611	2.9	33,005	14,677	2.2	56	108	0.5	5,400	2,458	2.2	100	138	0.7
90	Cumilla RWH	Chauddagam	23,600	18,623	1.3	21,435	19,669	1.1	158	47	3.4	4,065	3,823	1.1	0	41	0.0
91	Cumilla RWH	Cumilla Adarsha Sadar	7,400	30,314	0.2	25,635	19,226	1.3	10	133	0.1	5,294	3,237	1.6	0	122	0.0
92	Cumilla RWH	Cumilla Sadar Dakshin	29,300	14,765	2.0	45	17,089	0.0	10	74	0.1	5,046	2,845	1.8	102	55	1.9
93	Cumilla RWH	Daudkandi	46,100	14,398	3.2	32,850	11,089	3.0	109	69	1.6	4,289	1,984	2.2	100	39	2.6
94	Cumilla RWH	Debidwar	44,900	18,689	2.4	23,820	17,385	1.4	136	95	1.4	3,429	2,750	1.2	0	60	0.0
95	Cumilla RWH	Faridganj	53,800	12,875	4.2	42,645	10,995	3.9	205	48	4.3	5,060	2,751	1.8	100	89	1.1
96	Cumilla RWH	Haim Char	9,100	2,708	3.4	12,645	4,080	3.1	54	8	6.8	1,576	570	2.8	50	24	2.1
97	Cumilla RWH	Hajiganj	92,260	7,784	11.9	73,547	9,662	7.6	299	32	9.3	6,573	2,122	3.1	50	80	0.6
98	Cumilla RWH	Homna	15,700	14,194	1.1	40,995	7,921	5.2	166	42	4.0	2,808	1,357	2.1	100	30	3.3
99	Cumilla RWH	Kachua	33,600	19,511	1.7	43,500	14,182	3.1	49	45	1.1	1,794	3,690	0.5	0	72	0.0
100	Cumilla RWH	Kasba	29,200	16,751	1.7	43,575	13,214	3.3	75	27	2.8	4,133	1,503	2.7	0	56	0.0

SL	Warehouse Name	Upazila Name	Condom			Shukhi			IUD			Injectables			Implant		
			CBL	AMD	MOS	CBL	AMD	MOS	CBL	AMD	MOS	CBL	AMD	MOS	CBL	AMD	MOS
101	Cumilla RWH	Laksam	31,700	9,944	3.2	31,560	8,943	3.5	61	50	1.2	3,440	1,796	1.9	50	61	0.8
102	Cumilla RWH	Manoharganj	18,864	9,901	1.9	23,265	7,979	2.9	110	23	4.8	2,498	1,355	1.8	100	40	2.5
103	Cumilla RWH	Matlab Dakshin	27,098	9,963	2.7	36,327	6,025	6.0	230	29	7.9	4,966	1,527	3.3	215	56	3.8
104	Cumilla RWH	Matlab Uttar	45,800	13,104	3.5	32,000	13,079	2.4	75	45	1.7	6,048	1,581	3.8	100	98	1.0
105	Cumilla RWH	Meghna	32,200	5,442	5.9	26,385	4,136	6.4	130	21	6.2	2,559	802	3.2	100	26	3.8
106	Cumilla RWH	Muradnagar	0	29,137	0.0	18,000	18,530	1.0	15	95	0.2	5,663	3,054	1.9	0	70	0.0
107	Cumilla RWH	Nabinagar	36,000	19,539	1.8	33,150	15,962	2.1	164	23	7.1	4,802	2,548	1.9	200	103	1.9
108	Cumilla RWH	Nangalkot	20,800	18,164	1.1	25,605	11,612	2.2	137	57	2.4	6,139	2,482	2.5	0	66	0.0
109	Cumilla RWH	Nasirnagar	29,800	13,515	2.2	20,865	11,704	1.8	200	40	5.0	4,376	1,320	3.3	100	57	1.8
110	Cumilla RWH	Sarail	31,600	14,805	2.1	42,945	11,854	3.6	90	29	3.1	4,873	1,715	2.8	100	78	1.3
111	Cumilla RWH	Shahrasti	19,100	4,344	4.4	27,075	6,738	4.0	144	24	6.0	3,817	2,141	1.8	100	66	1.5
112	Cumilla RWH	Titas	12,800	11,112	1.2	38,130	5,043	7.6	50	47	1.1	2,735	1,481	1.8	0	34	0.0
113	Dhaka CWH	Araihazar	15,600	14,178	1.1	17,865	20,607	0.9	100	56	1.8	2,335	2,390	1.0	0	75	0.0
114	Dhaka CWH	Bandar	106,300	44,018	2.4	36,590	18,126	2.0	112	47	2.4	6,039	2,698	2.2	60	68	0.9
115	Dhaka CWH	Belabo	29,400	11,088	2.7	18,840	11,215	1.7	4	32	0.1	2,476	1,250	2.0	0	37	0.0
116	Dhaka CWH	Daulatpur	28,100	12,468	2.3	18,735	10,189	1.8	55	12	4.6	2,001	1,000	2.0	0	58	0.0
117	Dhaka CWH	Dhamrai	38,800	22,770	1.7	125,328	23,889	5.2	154	129	1.2	3,463	1,839	1.9	40	77	0.5
118	Dhaka CWH	Dohar	27,752	12,300	2.3	10,338	7,912	1.3	69	30	2.3	1,384	688	2.0	200	58	3.4
119	Dhaka CWH	Gazaria	10,200	5,870	1.7	15,260	6,548	2.3	20	10	2.0	1,170	587	2.0	186	20	9.3
120	Dhaka CWH	Gazipur Sadar	69,900	53,368	1.3	59,745	28,182	2.1	120	72	1.7	6,002	2,917	2.1	0	81	0.0
121	Dhaka CWH	Ghior	40,500	20,837	1.9	21,240	10,637	2.0	54	14	3.9	2,170	1,125	1.9	250	27	9.3
122	Dhaka CWH	Harirampur	18,780	10,774	1.7	20,205	6,099	3.3	35	11	3.2	1,152	527	2.2	50	60	0.8
123	Dhaka CWH	Kaliakair	31,100	18,793	1.7	35,055	17,749	2.0	112	26	4.3	1,242	670	1.9	0	39	0.0
124	Dhaka CWH	Kaliganj	57,700	29,791	1.9	34,250	16,476	2.1	52	21	2.5	2,648	1,312	2.0	210	27	7.8
125	Dhaka CWH	Kapasia	26,600	19,158	1.4	30,275	15,482	2.0	22	24	0.9	1,631	850	1.9	0	50	0.0



SL	Warehouse Name	Upazila Name	Condom			Shukhi			IUD			Injectables			Implant		
			CBL	AMD	MOS	CBL	AMD	MOS	CBL	AMD	MOS	CBL	AMD	MOS	CBL	AMD	MOS
126	Dhaka CWH	Keraniganj	73,528	46,294	1.6	54,695	29,329	1.9	199	127	1.6	7,485	3,569	2.1	500	113	4.4
127	Dhaka CWH	Lohajang	21,100	12,765	1.7	15,840	9,483	1.7	155	25	6.2	1,967	1,056	1.9	200	52	3.8
128	Dhaka CWH	Manikganj Sadar	14,700	39,161	0.4	19,710	16,241	1.2	49	27	1.8	3,495	2,231	1.6	0	77	0.0
129	Dhaka CWH	Manohardi	40,400	24,972	1.6	23,338	14,126	1.7	149	59	2.5	4,690	2,506	1.9	0	24	0.0
130	Dhaka CWH	Mirpur	31,400	144,516	0.2	99,660	47,661	2.1	445	268	1.7	23,626	12,071	2.0	500	262	1.9
131	Dhaka CWH	Munshiganj Sadar	53,086	27,385	1.9	40,197	17,408	2.3	56	22	2.5	3,189	1,646	1.9	100	49	2.0
132	Dhaka CWH	Narayanganj Sadar	96,500	64,752	1.5	108,690	54,241	2.0	126	82	1.5	17,793	9,069	2.0	300	157	1.9
133	Dhaka CWH	Narsingdi Sadar	132,513	63,103	2.1	89,575	62,329	1.4	133	131	1.0	19,714	9,919	2.0	62	95	0.7
134	Dhaka CWH	Nawabganj	40,000	22,471	1.8	24,831	12,997	1.9	49	22	2.2	2,036	1,046	1.9	0	74	0.0
135	Dhaka CWH	Palash	20,900	9,310	2.2	17,490	10,717	1.6	62	25	2.5	2,386	1,215	2.0	0	43	0.0
136	Dhaka CWH	Roypura	113,900	52,460	2.2	81,915	20,761	3.9	87	97	0.9	4,666	6,870	0.7	300	30	10.0
137	Dhaka CWH	Rupganj	75,200	38,447	2.0	64,000	34,635	1.8	73	48	1.5	6,583	3,453	1.9	0	45	0.0
138	Dhaka CWH	Saturia	6,700	8,209	0.8	7,905	7,751	1.0	1	28	0.0	1,111	759	1.5	50	54	0.9
139	Dhaka CWH	Savar	24,300	65,111	0.4	44,190	39,388	1.1	145	100	1.5	8,476	4,439	1.9	350	84	4.2
140	Dhaka CWH	Serajdikhan	41,092	20,399	2.0	36,875	19,267	1.9	101	44	2.3	3,355	1,654	2.0	150	47	3.2
141	Dhaka CWH	Shibalaya	10,700	13,959	0.8	20,880	9,013	2.3	56	19	2.9	3,220	1,508	2.1	100	32	3.1
142	Dhaka CWH	Shibpur	39,100	20,294	1.9	30,883	17,700	1.7	120	32	3.8	4,680	2,449	1.9	0	57	0.0
143	Dhaka CWH	Singair	35,300	21,425	1.6	29,080	13,898	2.1	44	20	2.2	2,072	1,019	2.0	0	43	0.0
144	Dhaka CWH	Sonargaon	42,700	24,167	1.8	43,785	22,565	1.9	54	44	1.2	5,863	3,027	1.9	0	47	0.0
145	Dhaka CWH	Sreenagar	52,000	27,054	1.9	46,695	24,574	1.9	28	32	0.9	3,987	1,889	2.1	300	52	5.8
146	Dhaka CWH	Sreepur	40,860	26,933	1.5	54,447	27,820	2.0	100	27	3.7	4,198	2,024	2.1	0	77	0.0
147	Dhaka CWH	Tejgaon	117,300	252,051	0.5	327,600	156,053	2.1	585	453	1.3	1,275	19,062	0.1	351	335	1.0
148	Dhaka CWH	Tongi	76,100	39,809	1.9	31,090	14,595	2.1	182	69	2.6	3,579	1,804	2.0	500	97	5.2
149	Dhaka CWH	Tongibari	21,800	11,055	2.0	54,390	9,418	5.8	67	9	7.4	904	439	2.1	200	25	8.0
150	Dinajpur RWH	Atwari	24,200	6,241	3.9	19,487	10,224	1.9	84	12	7.0	2,275	1,068	2.1	0	32	0.0

SL	Warehouse Name	Upazila Name	Condom			Shukhi			IUD			Injectables			Implant		
			CBL	AMD	MOS	CBL	AMD	MOS	CBL	AMD	MOS	CBL	AMD	MOS	CBL	AMD	MOS
151	Dinajpur RWH	Baliadangi	18,200	4,002	4.5	45,780	7,559	6.1	56	7	8.0	2,055	2,013	1.0	0	35	0.0
152	Dinajpur RWH	Biral	30,716	10,230	3.0	37,530	15,044	2.5	129	21	6.1	4,809	1,361	3.5	10	65	0.2
153	Dinajpur RWH	Birampur	12,000	4,646	2.6	18,660	6,240	3.0	96	15	6.4	1,424	312	4.6	0	55	0.0
154	Dinajpur RWH	Birganj	14,800	8,495	1.7	43,190	21,248	2.0	72	46	1.6	3,276	1,689	1.9	200	154	1.3
155	Dinajpur RWH	Bochaganj	14,624	6,502	2.2	19,152	11,231	1.7	103	36	2.9	2,466	729	3.4	200	76	2.6
156	Dinajpur RWH	Boda	15,400	8,207	1.9	24,645	20,508	1.2	93	18	5.2	5,915	2,501	2.4	0	113	0.0
157	Dinajpur RWH	Chirirbandar	24,800	6,055	4.1	34,035	15,125	2.3	47	21	2.2	3,423	1,155	3.0	100	110	0.9
158	Dinajpur RWH	Debiganj	24,400	10,878	2.2	39,855	26,718	1.5	73	36	2.0	7,475	3,862	1.9	0	65	0.0
159	Dinajpur RWH	Dinajpur Sadar	22,900	26,757	0.9	29,205	20,473	1.4	73	62	1.2	5,144	3,342	1.5	100	154	0.6
160	Dinajpur RWH	Fulbari	14,700	4,686	3.1	13,650	5,899	2.3	65	24	2.7	698	207	3.4	50	65	0.8
161	Dinajpur RWH	Haripur	16,028	6,342	2.5	16,095	9,233	1.7	28	4	7.0	2,883	1,395	2.1	100	29	3.4
162	Dinajpur RWH	Kaharole	13,000	3,716	3.5	15,698	8,963	1.8	38	26	1.5	1,559	654	2.4	0	85	0.0
163	Dinajpur RWH	Khansama	11,760	4,439	2.6	21,195	13,818	1.5	50	29	1.7	1,495	1,138	1.3	100	134	0.7
164	Dinajpur RWH	Nawabganj	22,600	9,176	2.5	32,505	13,103	2.5	108	14	7.7	4,061	1,316	3.1	0	54	0.0
165	Dinajpur RWH	Panchagarh Sadar	23,456	9,920	2.4	24,057	17,528	1.4	47	19	2.5	6,055	2,215	2.7	0	65	0.0
166	Dinajpur RWH	Parbatipur	42,280	18,313	2.3	38,858	19,929	1.9	129	75	1.7	6,951	2,782	2.5	150	138	1.1
167	Dinajpur RWH	Pirganj	22,000	6,967	3.2	23,100	13,026	1.8	66	18	3.7	3,665	1,925	1.9	200	77	2.6
168	Dinajpur RWH	Ranisankail	18,620	4,963	3.8	25,170	13,493	1.9	50	9	5.6	2,844	1,071	2.7	0	27	0.0
169	Dinajpur RWH	Tentulia	12,440	6,628	1.9	18,885	9,900	1.9	54	15	3.6	2,254	662	3.4	200	24	8.3
170	Dinajpur RWH	Thakurgaon Sadar	47,800	20,184	2.4	58,500	30,311	1.9	120	39	3.1	12,600	5,637	2.2	0	127	0.0
171	Faridpur RWH	Agailjhara	20,910	7,653	2.7	9,622	7,893	1.2	68	13	5.2	1,831	629	2.9	50	23	2.2
172	Faridpur RWH	Alfadanga	47,200	21,704	2.2	8,790	6,161	1.4	30	12	2.5	1,897	750	2.5	0	17	0.0
173	Faridpur RWH	Babuganj	16,500	5,154	3.2	9,480	6,610	1.4	100	32	3.1	1,330	672	2.0	50	24	2.1
174	Faridpur RWH	Baliakandi	43,300	21,321	2.0	2,460	13,498	0.2	110	31	3.5	2,599	1,205	2.2	250	65	3.8
175	Faridpur RWH	Banari Para	16,400	6,468	2.5	7,910	8,121	1.0	42	12	3.5	2,133	596	3.6	100	45	2.2

SL	Warehouse Name	Upazila Name	Condom			Shukhi			IUD			Injectables			Implant		
			CBL	AMD	MOS	CBL	AMD	MOS	CBL	AMD	MOS	CBL	AMD	MOS	CBL	AMD	MOS
176	Faridpur RWH	Barishal Sadar (kotwali)	67,700	29,695	2.3	14,535	18,024	0.8	195	71	2.7	7,560	3,214	2.4	30	84	0.4
177	Faridpur RWH	Bhanga	29,200	18,320	1.6	11,250	12,727	0.9	95	59	1.6	2,317	751	3.1	100	76	1.3
178	Faridpur RWH	Bhedarganj	27,900	13,491	2.1	8,700	8,736	1.0	62	38	1.6	4,051	1,722	2.4	100	54	1.9
179	Faridpur RWH	Boalmari	63,100	31,680	2.0	18,010	14,744	1.2	65	26	2.5	2,847	1,489	1.9	100	53	1.9
180	Faridpur RWH	Char Bhadrasan	12,900	6,588	2.0	2,814	1,788	1.6	52	13	4.0	1,147	205	5.6	50	34	1.5
181	Faridpur RWH	Damudya	14,936	5,077	2.9	4,395	3,747	1.2	33	20	1.7	1,743	396	4.4	50	14	3.6
182	Faridpur RWH	Faridpur Sadar	71,900	36,024	2.0	15,075	16,004	0.9	194	73	2.7	6,105	2,970	2.1	160	116	1.4
183	Faridpur RWH	Gaurnadi	24,200	8,823	2.7	10,785	10,136	1.1	94	14	6.7	4,054	1,134	3.6	200	36	5.6
184	Faridpur RWH	Goalanda	60,072	27,533	2.2	8,220	6,409	1.3	99	9	11.0	3,671	1,578	2.3	100	48	2.1
185	Faridpur RWH	Gopalganj Sadar	63,031	25,274	2.5	8,377	13,733	0.6	1	42	0.0	2,632	1,292	2.0	220	66	3.3
186	Faridpur RWH	Gosairhat	27,800	10,301	2.7	12,320	7,799	1.6	73	43	1.7	3,005	1,021	2.9	100	22	4.5
187	Faridpur RWH	Jhalokati Sadar	23,200	7,976	2.9	9,105	7,777	1.2	4	22	0.2	1,885	917	2.1	20	40	0.5
188	Faridpur RWH	Kalkini	16,400	10,382	1.6	8,190	10,429	0.8	12	29	0.4	1,571	1,180	1.3	205	76	2.7
189	Faridpur RWH	Kashiani	52,700	16,102	3.3	24,080	13,708	1.8	32	16	2.0	2,053	1,150	1.8	0	31	0.0
190	Faridpur RWH	Kotalipara	24,200	9,621	2.5	8,310	15,523	0.5	80	7	11.4	1,907	769	2.5	20	53	0.4
191	Faridpur RWH	Madaripur Sadar	24,800	16,847	1.5	9,495	20,387	0.5	235	76	3.1	10,043	4,638	2.2	100	75	1.3
192	Faridpur RWH	Madhukhali	33,700	15,615	2.2	5,280	14,660	0.4	103	42	2.5	3,403	1,358	2.5	200	73	2.7
193	Faridpur RWH	Muksudpur	40,095	23,959	1.7	21,075	21,523	1.0	15	29	0.5	4,595	1,833	2.5	0	49	0.0
194	Faridpur RWH	Nagarkanda	37,200	16,580	2.2	11,190	10,140	1.1	15	35	0.4	1,655	569	2.9	0	32	0.0
195	Faridpur RWH	Naria	24,292	8,229	3.0	8,460	9,200	0.9	25	23	1.1	2,741	879	3.1	151	41	3.7
196	Faridpur RWH	Nesarabad (swarupkati)	31,200	13,017	2.4	13,470	12,019	1.1	6	35	0.2	2,985	1,103	2.7	0	63	0.0
197	Faridpur RWH	Pangsha	116,100	37,220	3.1	30,225	20,971	1.4	129	37	3.5	4,993	1,952	2.6	300	87	3.4
198	Faridpur RWH	Rajbari Sadar	84,400	40,678	2.1	13,755	13,491	1.0	125	108	1.2	6,286	2,544	2.5	100	128	0.8
199	Faridpur RWH	Rajoir	28,500	13,606	2.1	13,550	12,070	1.1	1	14	0.1	2,959	1,520	1.9	50	50	1.0
200	Faridpur RWH	Sadarpur	27,900	11,789	2.4	13,320	6,884	1.9	191	21	9.1	1,706	615	2.8	52	24	2.2

SL	Warehouse Name	Upazila Name	Condom			Shukhi			IUD			Injectables			Implant		
			CBL	AMD	MOS	CBL	AMD	MOS	CBL	AMD	MOS	CBL	AMD	MOS	CBL	AMD	MOS
201	Faridpur RWH	Saltha	27,600	11,149	2.5	11,940	8,190	1.5	35	38	0.9	1,803	599	3.0	50	32	1.6
202	Faridpur RWH	Shariatpur Sadar	27,800	10,829	2.6	10,190	7,830	1.3	111	51	2.2	2,358	871	2.7	50	33	1.5
203	Faridpur RWH	Shib Char	32,600	21,889	1.5	15,120	19,424	0.8	0	46	0.0	4,100	2,782	1.5	0	73	0.0
204	Faridpur RWH	Tungipara	18,500	8,075	2.3	5,625	5,518	1.0	47	13	3.6	2,029	499	4.1	110	30	3.7
205	Faridpur RWH	Wazirpur	26,800	11,436	2.3	11,130	12,990	0.9	81	19	4.3	2,852	899	3.2	100	80	1.3
206	Faridpur RWH	Zanjira	23,000	10,065	2.3	10,585	6,080	1.7	5	32	0.2	1,443	661	2.2	70	62	1.1
207	Jamalpur RWH	Bakshiganj	20,200	14,852	1.4	11,665	10,048	1.2	69	23	3.0	1,725	938	1.8	201	55	3.7
208	Jamalpur RWH	Char Rajibpur	38,004	15,729	2.4	8,760	6,052	1.4	33	2	16.5	2,703	1,387	1.9	52	16	3.3
209	Jamalpur RWH	Dewanganj	32,700	18,755	1.7	14,990	15,152	1.0	104	31	3.4	6,666	3,243	2.1	50	111	0.5
210	Jamalpur RWH	Islampur	33,100	20,734	1.6	24,274	21,936	1.1	136	58	2.3	4,447	1,972	2.3	200	73	2.7
211	Jamalpur RWH	Jamalpur Sadar	65,600	33,233	2.0	37,030	36,366	1.0	202	79	2.6	9,213	4,676	2.0	300	156	1.9
212	Jamalpur RWH	Jhenaigati	27,600	10,720	2.6	16,803	16,403	1.0	62	15	4.1	2,638	1,419	1.9	20	39	0.5
213	Jamalpur RWH	Madarganj	42,500	15,091	2.8	38,160	14,482	2.6	21	57	0.4	2,420	1,073	2.3	0	84	0.0
214	Jamalpur RWH	Melandaha	83,700	20,750	4.0	155,880	20,362	7.7	60	32	1.9	5,350	2,515	2.1	0	65	0.0
215	Jamalpur RWH	Nakla	18,900	10,271	1.8	52,410	11,487	4.6	63	22	2.9	2,774	1,334	2.1	100	73	1.4
216	Jamalpur RWH	Nalitabari	31,000	15,033	2.1	21,000	16,800	1.3	35	11	3.2	2,806	1,313	2.1	2	63	0.0
217	Jamalpur RWH	Raumari	40,200	18,593	2.2	13,395	11,578	1.2	6	16	0.4	4,038	2,207	1.8	0	27	0.0
218	Jamalpur RWH	Sarishabari	50,424	23,141	2.2	28,020	13,301	2.1	55	44	1.3	4,132	1,938	2.1	0	63	0.0
219	Jamalpur RWH	Sherpur Sadar	63,550	27,229	2.3	32,335	32,157	1.0	115	30	3.8	14,190	6,592	2.2	100	95	1.1
220	Jamalpur RWH	Sreebardi	17,504	12,130	1.4	19,450	14,248	1.4	50	5	10.0	2,295	1,001	2.3	300	65	4.6
221	Jashore RWH	Abhaynagar	42,000	20,484	2.1	13,530	10,226	1.3	139	36	3.9	4,952	2,283	2.2	0	57	0.0
222	Jashore RWH	Bagher Para	34,800	15,856	2.2	12,045	12,120	1.0	129	24	5.4	2,546	1,410	1.8	50	64	0.8
223	Jashore RWH	Chaugachha	27,000	17,558	1.5	6,635	10,333	0.6	115	19	6.1	2,460	1,044	2.4	108	55	2.0
224	Jashore RWH	Harinakunda	27,600	8,825	3.1	4,065	12,733	0.3	105	17	6.2	2,415	1,080	2.2	100	50	2.0
225	Jashore RWH	Jashore Sadar	126,800	61,364	2.1	41,520	54,832	0.8	114	54	2.1	16,466	7,620	2.2	80	81	1.0

SL	Warehouse Name	Upazila Name	Condom			Shukhi			IUD			Injectables			Implant		
			CBL	AMD	MOS	CBL	AMD	MOS	CBL	AMD	MOS	CBL	AMD	MOS	CBL	AMD	MOS
226	Jashore RWH	Jhenaidah Sadar	44,000	25,010	1.8	11,325	17,932	0.6	149	49	3.0	4,900	2,612	1.9	10	68	0.1
227	Jashore RWH	Jhikargachha	38,100	18,781	2.0	14,415	10,415	1.4	60	28	2.1	3,700	1,911	1.9	2	41	0.0
228	Jashore RWH	Kalia	37,000	16,729	2.2	10,200	8,724	1.2	79	16	4.9	1,325	643	2.1	250	39	6.4
229	Jashore RWH	Kaliganj	41,500	21,690	1.9	9,555	14,643	0.7	105	15	7.0	2,420	1,126	2.1	0	46	0.0
230	Jashore RWH	Keshabpur	26,200	16,375	1.6	27,885	10,129	2.8	125	19	6.6	5,404	2,322	2.3	102	73	1.4
231	Jashore RWH	Kotchandpur	23,600	7,194	3.3	8,670	4,792	1.8	50	8	6.3	1,900	792	2.4	100	21	4.8
232	Jashore RWH	Lohagara	58,100	22,041	2.6	29,955	12,199	2.5	120	23	5.2	4,520	1,633	2.8	250	45	5.6
233	Jashore RWH	Magura Sadar	45,500	26,185	1.7	15,586	23,540	0.7	119	55	2.2	6,173	3,232	1.9	50	84	0.6
234	Jashore RWH	Maheshpur	42,616	20,063	2.1	10,375	11,183	0.9	85	28	3.0	6,800	2,934	2.3	50	49	1.0
235	Jashore RWH	Manirampur	60,500	29,339	2.1	48,820	19,535	2.5	283	20	14.2	11,195	6,302	1.8	50	76	0.7
236	Jashore RWH	Mohammadpur	17,300	6,115	2.8	11,610	7,701	1.5	114	16	7.1	1,639	779	2.1	50	41	1.2
237	Jashore RWH	Narail Sadar	71,000	27,724	2.6	7,204	18,285	0.4	99	29	3.4	4,126	2,109	2.0	102	59	1.7
238	Jashore RWH	Shailkupa	54,900	24,040	2.3	7,305	20,405	0.4	33	19	1.7	2,579	1,477	1.7	0	98	0.0
239	Jashore RWH	Shalikhha	12,400	4,722	2.6	9,240	6,904	1.3	45	16	2.8	1,089	571	1.9	150	34	4.4
240	Jashore RWH	Sharsha	48,500	31,643	1.5	17,760	14,436	1.2	48	28	1.7	6,384	3,034	2.1	2	63	0.0
241	Jashore RWH	Sreepur	16,900	9,420	1.8	7,110	9,283	0.8	91	19	4.8	1,932	981	2.0	50	38	1.3
242	Khulna RWH	Assasuni	50,900	17,474	2.9	26,955	20,592	1.3	22	7	3.1	3,020	1,333	2.3	100	50	2.0
243	Khulna RWH	Bagerhat Sadar	37,900	20,824	1.8	21,525	16,223	1.3	71	20	3.6	3,743	1,651	2.3	50	53	0.9
244	Khulna RWH	Batiaghata	27,600	12,452	2.2	13,365	10,865	1.2	48	11	4.4	2,145	763	2.8	0	27	0.0
245	Khulna RWH	Bhandaria	30,200	10,827	2.8	14,310	6,883	2.1	25	22	1.1	1,947	1,021	1.9	50	32	1.6
246	Khulna RWH	Chitalmari	36,600	19,232	1.9	15,150	10,563	1.4	17	6	2.8	2,464	1,178	2.1	150	34	4.4
247	Khulna RWH	Dacope	26,800	7,636	3.5	10,455	8,582	1.2	21	6	3.5	1,691	562	3.0	200	108	1.9
248	Khulna RWH	Daulatpur	142,800	57,299	2.5	35,145	18,335	1.9	90	35	2.6	11,100	4,112	2.7	0	37	0.0
249	Khulna RWH	Debhata	27,900	10,482	2.7	13,770	7,794	1.8	59	6	9.8	1,164	502	2.3	0	25	0.0
250	Khulna RWH	Dumuria	65,900	26,086	2.5	27,025	19,346	1.4	213	41	5.2	5,135	2,142	2.4	0	120	0.0

SL	Warehouse Name	Upazila Name	Condom			Shukhi			IUD			Injectables			Implant		
			CBL	AMD	MOS	CBL	AMD	MOS	CBL	AMD	MOS	CBL	AMD	MOS	CBL	AMD	MOS
251	Khulna RWH	Fakirhat	26,800	10,634	2.5	12,945	6,911	1.9	27	9	3.0	1,403	665	2.1	0	35	0.0
252	Khulna RWH	Indurkani	15,200	4,214	3.6	7,620	4,425	1.7	40	16	2.5	1,204	594	2.0	50	24	2.1
253	Khulna RWH	Kachua	16,100	8,094	2.0	10,335	5,883	1.8	39	13	3.0	1,208	541	2.2	50	25	2.0
254	Khulna RWH	Kalaroa	59,200	24,773	2.4	11,220	9,385	1.2	23	15	1.5	3,200	1,308	2.4	20	25	0.8
255	Khulna RWH	Kaliganj	42,000	21,693	1.9	26,835	19,437	1.4	79	19	4.2	3,123	1,366	2.3	80	37	2.2
256	Khulna RWH	Kanthalia	23,197	4,635	5.0	9,525	4,402	2.2	7	10	0.7	1,783	771	2.3	100	29	3.4
257	Khulna RWH	Kawkhali	11,800	3,506	3.4	6,345	3,439	1.8	9	14	0.6	1,118	342	3.3	0	17	0.0
258	Khulna RWH	Khulna Sadar	145,972	89,553	1.6	48,401	33,814	1.4	363	169	2.1	8,406	5,166	1.6	110	47	2.3
259	Khulna RWH	Koyra	36,100	11,892	3.0	22,275	17,544	1.3	133	19	7.0	1,507	622	2.4	0	91	0.0
260	Khulna RWH	Mathbaria	43,300	13,596	3.2	19,920	16,464	1.2	30	30	1.0	3,691	1,645	2.2	50	27	1.9
261	Khulna RWH	Mollahat	25,000	12,091	2.1	11,520	10,964	1.1	13	8	1.6	1,289	480	2.7	0	36	0.0
262	Khulna RWH	Mongla	29,500	19,239	1.5	13,980	11,397	1.2	42	25	1.7	3,330	1,259	2.6	100	23	4.3
263	Khulna RWH	Morrelganj	86,920	23,834	3.6	27,660	26,626	1.0	120	43	2.8	5,012	2,002	2.5	50	34	1.5
264	Khulna RWH	Nazirpur	35,800	13,657	2.6	15,030	11,959	1.3	75	23	3.3	2,940	1,334	2.2	150	33	4.5
265	Khulna RWH	Paikgachha	40,200	13,273	3.0	26,640	17,526	1.5	105	27	3.9	2,800	1,002	2.8	0	62	0.0
266	Khulna RWH	Phultala	31,800	16,104	2.0	9,780	6,306	1.6	65	19	3.4	1,740	807	2.2	0	30	0.0
267	Khulna RWH	Pirojpur Sadar	25,320	9,170	2.8	14,625	8,464	1.7	105	41	2.6	2,509	914	2.7	100	63	1.6
268	Khulna RWH	Rajapur	29,900	6,769	4.4	13,185	4,828	2.7	20	4	5.0	1,245	597	2.1	100	12	8.3
269	Khulna RWH	Rampal	34,800	14,328	2.4	22,210	10,370	2.1	107	21	5.1	1,770	574	3.1	350	38	9.2
270	Khulna RWH	Rupsa	28,100	13,110	2.1	13,380	9,399	1.4	110	27	4.1	1,314	465	2.8	100	37	2.7
271	Khulna RWH	Sarankhola	29,700	13,155	2.3	20,585	11,234	1.8	35	7	5.0	3,162	1,446	2.2	0	22	0.0
272	Khulna RWH	Satkhira Sadar	77,800	48,584	1.6	24,610	19,937	1.2	115	32	3.6	6,927	4,082	1.7	50	53	0.9
273	Khulna RWH	Shyamnagar	77,100	19,197	4.0	34,785	22,656	1.5	11	15	0.7	2,720	924	2.9	0	31	0.0
274	Khulna RWH	Tala	36,624	17,002	2.2	27,180	16,827	1.6	118	56	2.1	3,671	2,108	1.7	0	40	0.0
275	Khulna RWH	Terokhada	58,200	14,191	4.1	16,110	7,935	2.0	15	11	1.4	809	331	2.4	0	34	0.0

SL	Warehouse Name	Upazila Name	Condom			Shukhi			IUD			Injectables			Implant		
			CBL	AMD	MOS	CBL	AMD	MOS	CBL	AMD	MOS	CBL	AMD	MOS	CBL	AMD	MOS
276	Kushtia RWH	Alamdanga	35,600	16,621	2.1	29,655	16,453	1.8	18	13	1.4	5,900	2,763	2.1	300	72	4.2
277	Kushtia RWH	Bheramara	37,400	17,635	2.1	17,010	8,805	1.9	17	9	1.9	3,504	1,829	1.9	10	19	0.5
278	Kushtia RWH	Chuadanga Sadar	37,900	21,749	1.7	25,845	12,897	2.0	54	43	1.3	6,460	3,332	1.9	200	51	3.9
279	Kushtia RWH	Damurhuda	27,400	16,292	1.7	23,775	11,215	2.1	74	20	3.7	6,652	3,513	1.9	23	36	0.6
280	Kushtia RWH	Daulatpur	62,600	30,514	2.1	37,110	20,385	1.8	16	3	5.3	6,681	3,623	1.8	0	26	0.0
281	Kushtia RWH	Gangni	37,000	23,142	1.6	27,840	12,878	2.2	51	25	2.0	9,247	4,476	2.1	52	22	2.4
282	Kushtia RWH	Jiban Nagar	16,600	9,635	1.7	21,825	10,372	2.1	109	31	3.5	3,881	1,928	2.0	0	48	0.0
283	Kushtia RWH	Khoksa	19,700	12,772	1.5	16,300	7,960	2.0	22	6	3.7	588	215	2.7	50	15	3.3
284	Kushtia RWH	Kumarkhali	35,900	18,725	1.9	26,765	12,788	2.1	27	12	2.3	4,944	2,308	2.1	50	50	1.0
285	Kushtia RWH	Kushtia Sadar	45,000	26,770	1.7	43,695	23,985	1.8	106	40	2.7	9,025	4,470	2.0	65	87	0.7
286	Kushtia RWH	Meherpur Sadar	38,700	22,379	1.7	20,670	9,865	2.1	50	11	4.5	5,212	2,855	1.8	100	27	3.7
287	Kushtia RWH	Mirpur	32,200	20,469	1.6	31,425	15,534	2.0	12	8	1.5	5,078	2,424	2.1	0	29	0.0
288	Kushtia RWH	Mujib Nagar	17,000	6,912	2.5	5,670	2,457	2.3	35	3	11.7	2,053	1,008	2.0	0	18	0.0
289	Mymensingh RWH	Atpara	23,100	8,534	2.7	9,750	10,582	0.9	25	4	6.3	1,418	800	1.8	101	49	2.1
290	Mymensingh RWH	Austagram	21,420	13,431	1.6	11,220	10,477	1.1	52	28	1.9	2,452	1,364	1.8	50	22	2.3
291	Mymensingh RWH	Bajitpur	29,880	15,003	2.0	14,115	13,265	1.1	53	23	2.3	1,331	758	1.8	50	38	1.3
292	Mymensingh RWH	Barhatta	23,600	11,768	2.0	15,600	13,612	1.1	54	6	9.0	2,665	1,431	1.9	5	36	0.1
293	Mymensingh RWH	Bhairab	36,000	20,082	1.8	20,548	19,085	1.1	0	23	0.0	3,861	1,759	2.2	50	68	0.7
294	Mymensingh RWH	Bhaluka	39,800	22,111	1.8	33,660	28,766	1.2	84	39	2.2	3,261	1,799	1.8	200	77	2.6
295	Mymensingh RWH	Dharampasha	30,600	18,332	1.7	19,140	17,349	1.1	55	28	2.0	3,650	1,881	1.9	150	114	1.3
296	Mymensingh RWH	Dhobaura	21,600	13,654	1.6	18,555	14,120	1.3	50	9	5.6	3,200	1,414	2.3	62	15	4.1
297	Mymensingh RWH	Durgapur	45,300	21,095	2.1	32,490	17,489	1.9	9	25	0.4	4,268	2,361	1.8	0	47	0.0
298	Mymensingh RWH	Fulbaria	42,600	20,798	2.0	8,655	34,509	0.3	28	34	0.8	2,933	1,437	2.0	0	47	0.0
299	Mymensingh RWH	Gaffargaon	39,400	31,909	1.2	45,540	30,143	1.5	41	22	1.9	4,413	2,266	1.9	100	61	1.6
300	Mymensingh RWH	Gauripur	33,700	15,049	2.2	18,840	19,710	1.0	60	29	2.1	3,089	1,682	1.8	0	54	0.0

SL	Warehouse Name	Upazila Name	Condom			Shukhi			IUD			Injectables			Implant		
			CBL	AMD	MOS	CBL	AMD	MOS	CBL	AMD	MOS	CBL	AMD	MOS	CBL	AMD	MOS
301	Mymensingh RWH	Haluaghat	21,700	16,891	1.3	34,290	23,572	1.5	40	25	1.6	4,259	1,913	2.2	0	55	0.0
302	Mymensingh RWH	Hossainpur	29,600	12,605	2.3	15,855	13,934	1.1	48	23	2.1	2,428	1,165	2.1	0	39	0.0
303	Mymensingh RWH	Ishwarganj	34,706	17,784	2.0	11,430	36,850	0.3	28	12	2.3	3,502	1,831	1.9	100	68	1.5
304	Mymensingh RWH	Itna	26,300	13,393	2.0	13,410	15,430	0.9	42	17	2.5	1,127	642	1.8	0	56	0.0
305	Mymensingh RWH	Kalmakanda	38,100	16,888	2.3	33,660	18,279	1.8	39	10	3.9	2,597	1,150	2.3	0	25	0.0
306	Mymensingh RWH	Karimganj	35,500	15,866	2.2	15,870	17,743	0.9	24	18	1.3	2,642	1,235	2.1	0	66	0.0
307	Mymensingh RWH	Katiadi	37,900	20,232	1.9	20,408	17,855	1.1	69	33	2.1	3,974	1,771	2.2	105	68	1.5
308	Mymensingh RWH	Kendua	25,600	14,324	1.8	2,235	24,092	0.1	52	33	1.6	2,498	1,263	2.0	8	77	0.1
309	Mymensingh RWH	Khaliajuri	16,980	5,080	3.3	18,800	5,137	3.7	123	6	20.5	475	491	1.0	0	28	0.0
310	Mymensingh RWH	Kishoreganj Sadar	35,500	24,263	1.5	30,495	21,990	1.4	75	90	0.8	4,055	2,397	1.7	200	114	1.8
311	Mymensingh RWH	Kuliar Char	20,700	13,291	1.6	23,500	13,464	1.7	53	21	2.5	2,294	1,130	2.0	100	51	2.0
312	Mymensingh RWH	Madan	27,315	12,599	2.2	14,115	12,852	1.1	50	12	4.2	1,460	741	2.0	10	41	0.2
313	Mymensingh RWH	Mithamain	25,600	9,999	2.6	12,105	7,539	1.6	43	10	4.3	869	230	3.8	5	32	0.2
314	Mymensingh RWH	Mohanganj	16,000	7,718	2.1	6,485	14,175	0.5	65	15	4.3	1,519	818	1.9	150	49	3.1
315	Mymensingh RWH	Muktagachha	39,300	21,995	1.8	7,590	29,913	0.3	68	17	4.0	3,505	1,931	1.8	0	80	0.0
316	Mymensingh RWH	Mymensingh Sadar	11,700	49,880	0.2	48,840	47,090	1.0	87	96	0.9	6,397	3,398	1.9	100	149	0.7
317	Mymensingh RWH	Nandail	28,200	13,881	2.0	1,505	42,389	0.0	26	25	1.0	4,660	2,291	2.0	0	41	0.0
318	Mymensingh RWH	Netrakona Sadar	36,200	19,636	1.8	20,010	23,021	0.9	55	5	11.0	5,298	2,371	2.2	50	77	0.6
319	Mymensingh RWH	Nikli	30,600	13,709	2.2	11,760	8,325	1.4	94	41	2.3	1,548	770	2.0	50	49	1.0
320	Mymensingh RWH	Pakundia	33,216	16,394	2.0	20,055	17,251	1.2	26	21	1.2	2,904	1,287	2.3	150	48	3.1
321	Mymensingh RWH	Phulpur	40,400	22,245	1.8	14,290	39,133	0.4	131	67	2.0	4,495	2,334	1.9	500	173	2.9
322	Mymensingh RWH	Purbadhala	29,576	14,450	2.0	15,990	20,393	0.8	38	9	4.2	3,897	2,070	1.9	0	67	0.0
323	Mymensingh RWH	Tarail	25,950	15,849	1.6	16,855	12,549	1.3	11	24	0.5	1,691	877	1.9	150	45	3.3
324	Mymensingh RWH	Trishal	42,200	22,902	1.8	21,565	38,856	0.6	24	32	0.8	3,510	1,825	1.9	200	80	2.5
325	Noakhali RWH	Begumganj	7,700	22,502	0.3	9,225	13,315	0.7	213	97	2.2	955	2,125	0.4	10	155	0.1



SL	Warehouse Name	Upazila Name	Condom			Shukhi			IUD			Injectables			Implant		
			CBL	AMD	MOS	CBL	AMD	MOS	CBL	AMD	MOS	CBL	AMD	MOS	CBL	AMD	MOS
326	Noakhali RWH	Chatkhil	12,500	4,672	2.7	10,124	4,494	2.3	15	24	0.6	1,397	786	1.8	0	39	0.0
327	Noakhali RWH	Chhagalnaiya	19,800	10,241	1.9	15,510	7,598	2.0	30	12	2.5	2,099	1,072	2.0	50	40	1.3
328	Noakhali RWH	Companiganj	16,612	10,359	1.6	14,280	7,227	2.0	26	23	1.1	2,500	1,341	1.9	100	54	1.9
329	Noakhali RWH	Daganbhuiyan	23,200	13,592	1.7	14,325	6,312	2.3	18	15	1.2	2,033	1,062	1.9	210	40	5.3
330	Noakhali RWH	Feni Sadar	42,300	32,827	1.3	18,384	19,321	1.0	147	101	1.5	6,500	3,987	1.6	250	120	2.1
331	Noakhali RWH	Fulgazi	13,900	8,489	1.6	8,055	5,170	1.6	41	16	2.6	1,167	719	1.6	100	26	3.8
332	Noakhali RWH	Hatiya	18,000	14,748	1.2	8,985	14,927	0.6	58	39	1.5	1,450	2,698	0.5	150	95	1.6
333	Noakhali RWH	Kabirhat	15,380	7,927	1.9	8,445	8,011	1.1	48	27	1.8	2,869	1,533	1.9	60	51	1.2
334	Noakhali RWH	Kamalnagar	17,400	7,624	2.3	23,559	6,003	3.9	41	18	2.3	4,462	3,003	1.5	205	157	1.3
335	Noakhali RWH	Lakshmipur Sadar	27,300	13,807	2.0	1,815	16,010	0.1	15	45	0.3	2,375	5,616	0.4	50	122	0.4
336	Noakhali RWH	Noakhali Sadar	14,400	28,870	0.5	5,685	13,960	0.4	89	72	1.2	2,509	3,813	0.7	0	82	0.0
337	Noakhali RWH	Parshuram	10,500	9,410	1.1	6,404	5,373	1.2	18	13	1.4	1,558	809	1.9	50	34	1.5
338	Noakhali RWH	Ramganj	14,800	6,879	2.2	6,155	5,360	1.1	8	21	0.4	2,860	1,613	1.8	0	52	0.0
339	Noakhali RWH	Ramgati	20,457	7,145	2.9	54,433	7,452	7.3	27	17	1.6	4,000	3,346	1.2	105	50	2.1
340	Noakhali RWH	Roypur	14,100	3,849	3.7	10,020	8,280	1.2	50	36	1.4	2,870	1,441	2.0	0	61	0.0
341	Noakhali RWH	Senbagh	25,000	11,859	2.1	64,295	8,465	7.6	58	21	2.8	2,516	1,236	2.0	100	62	1.6
342	Noakhali RWH	Sonagazi	14,400	9,370	1.5	97,140	11,514	8.4	75	27	2.8	4,100	2,452	1.7	100	40	2.5
343	Noakhali RWH	Sonaimuri	21,500	9,144	2.4	122,475	6,043	20.3	45	32	1.4	2,818	1,475	1.9	2	65	0.0
344	Noakhali RWH	Subarnachar	25,500	14,469	1.8	22,230	11,859	1.9	40	22	1.8	3,085	1,593	1.9	0	76	0.0
345	Pabna RWH	Atgharia	13,000	7,346	1.8	28,680	8,861	3.2	88	15	5.9	731	516	1.4	100	26	3.8
346	Pabna RWH	Belkuchi	77,116	40,336	1.9	44,415	23,105	1.9	171	23	7.4	4,154	1,861	2.2	200	36	5.6
347	Pabna RWH	Bera	21,300	9,510	2.2	23,715	13,106	1.8	153	62	2.5	2,692	1,451	1.9	55	42	1.3
348	Pabna RWH	Bhangura	29,300	8,316	3.5	21,335	6,575	3.2	35	13	2.7	740	213	3.5	110	29	3.8
349	Pabna RWH	Chatmohar	44,700	22,114	2.0	32,820	23,592	1.4	105	51	2.1	2,644	1,004	2.6	100	53	1.9
350	Pabna RWH	Faridpur	11,500	6,836	1.7	38,280	5,207	7.4	74	18	4.1	1,944	925	2.1	100	34	2.9

SL	Warehouse Name	Upazila Name	Condom			Shukhi			IUD			Injectables			Implant		
			CBL	AMD	MOS	CBL	AMD	MOS	CBL	AMD	MOS	CBL	AMD	MOS	CBL	AMD	MOS
351	Pabna RWH	Ishwardi	71,724	27,953	2.6	84,120	16,838	5.0	103	31	3.3	3,319	1,760	1.9	100	103	1.0
352	Pabna RWH	Kamarkhanda	21,700	9,747	2.2	17,880	7,888	2.3	118	29	4.1	2,228	1,058	2.1	110	38	2.9
353	Pabna RWH	Kazipur	59,900	29,653	2.0	38,920	15,598	2.5	279	60	4.7	4,400	2,204	2.0	357	85	4.2
354	Pabna RWH	Pabna Sadar	25,150	67,370	0.4	42,510	55,685	0.8	250	154	1.6	900	8,678	0.1	0	98	0.0
355	Pabna RWH	Royganj	46,200	15,813	2.9	45,360	21,125	2.1	149	42	3.5	4,899	2,079	2.4	50	28	1.8
356	Pabna RWH	Santhia	35,460	15,692	2.3	54,810	23,349	2.3	62	17	3.6	8,950	3,837	2.3	100	43	2.3
357	Pabna RWH	Shahjampur	112,500	56,759	2.0	67,515	31,752	2.1	254	140	1.8	15,032	7,895	1.9	200	132	1.5
358	Pabna RWH	Sirajganj Sadar	80,300	34,646	2.3	24,570	24,375	1.0	321	63	5.1	8,150	4,005	2.0	100	68	1.5
359	Pabna RWH	Sujanagar	45,100	20,325	2.2	52,920	15,435	3.4	164	41	4.0	5,937	2,903	2.0	100	39	2.6
360	Pabna RWH	Tarash	36,600	14,304	2.6	33,540	18,125	1.9	96	49	2.0	3,552	940	3.8	0	57	0.0
361	Pabna RWH	Ullah Para	110,300	53,265	2.1	178,290	46,485	3.8	459	136	3.4	8,200	4,403	1.9	160	54	3.0
362	Patuakhali RWH	Amtali	16,200	11,198	1.4	35,250	18,223	1.9	54	22	2.5	3,137	1,755	1.8	200	120	1.7
363	Patuakhali RWH	Bakerganj	31,216	16,927	1.8	30,390	15,236	2.0	111	34	3.3	3,976	2,023	2.0	300	62	4.8
364	Patuakhali RWH	Bamna	6,000	2,841	2.1	8,445	4,407	1.9	55	18	3.1	389	215	1.8	100	64	1.6
365	Patuakhali RWH	Barguna Sadar	19,100	10,006	1.9	32,955	14,562	2.3	125	40	3.1	7,850	3,709	2.1	100	98	1.0
366	Patuakhali RWH	Bauphal	20,500	10,373	2.0	33,840	16,913	2.0	120	43	2.8	4,150	2,156	1.9	100	54	1.9
367	Patuakhali RWH	Betagi	6,900	4,901	1.4	11,025	5,431	2.0	15	18	0.8	1,208	674	1.8	225	32	7.0
368	Patuakhali RWH	Dashmina	7,200	3,280	2.2	10,380	5,262	2.0	55	20	2.8	1,619	866	1.9	200	43	4.7
369	Patuakhali RWH	Dumki	7,900	3,570	2.2	6,510	3,353	1.9	35	12	2.9	960	458	2.1	100	21	4.8
370	Patuakhali RWH	Galachipa	19,268	8,794	2.2	32,190	21,115	1.5	50	22	2.3	7,052	3,817	1.8	50	87	0.6
371	Patuakhali RWH	Kalapara	19,276	9,632	2.0	23,055	14,541	1.6	74	36	2.1	6,402	3,207	2.0	250	47	5.3
372	Patuakhali RWH	Mirzaganj	11,500	6,992	1.6	13,755	6,753	2.0	50	10	5.0	1,135	627	1.8	200	26	7.7
373	Patuakhali RWH	Nalchity	14,400	5,997	2.4	13,665	6,887	2.0	53	17	3.1	3,011	1,438	2.1	302	45	6.7
374	Patuakhali RWH	Patharghata	15,100	7,111	2.1	17,010	8,481	2.0	44	21	2.1	2,593	1,353	1.9	200	116	1.7
375	Patuakhali RWH	Patuakhali Sadar	28,908	14,944	1.9	30,660	14,586	2.1	180	101	1.8	6,320	3,328	1.9	200	125	1.6

SL	Warehouse Name	Upazila Name	Condom			Shukhi			IUD			Injectables			Implant		
			CBL	AMD	MOS	CBL	AMD	MOS	CBL	AMD	MOS	CBL	AMD	MOS	CBL	AMD	MOS
376	Rajshahi RWH	Bagatipara	34,800	14,966	2.3	9,675	7,013	1.4	13	6	2.2	764	353	2.2	200	46	4.3
377	Rajshahi RWH	Bagha	39,000	24,722	1.6	19,335	9,372	2.1	39	7	5.6	2,547	1,445	1.8	0	33	0.0
378	Rajshahi RWH	Baghmara	64,700	40,230	1.6	56,685	29,062	2.0	73	63	1.2	4,317	2,206	2.0	0	73	0.0
379	Rajshahi RWH	Baraigram	50,700	28,100	1.8	24,690	19,788	1.2	116	38	3.1	3,972	2,364	1.7	0	97	0.0
380	Rajshahi RWH	Bholahat	17,300	8,637	2.0	11,055	5,235	2.1	18	5	3.6	1,421	632	2.2	0	15	0.0
381	Rajshahi RWH	Boalia	72,000	46,117	1.6	21,600	11,269	1.9	125	66	1.9	5,900	3,062	1.9	400	72	5.6
382	Rajshahi RWH	Chapai Nababganj Sadar	76,500	45,589	1.7	38,865	21,158	1.8	110	37	3.0	7,510	3,815	2.0	0	43	0.0
383	Rajshahi RWH	Charghat	36,000	21,531	1.7	24,315	12,944	1.9	53	20	2.7	1,200	760	1.6	0	51	0.0
384	Rajshahi RWH	Durgapur	30,300	18,878	1.6	20,910	8,727	2.4	13	6	2.2	1,072	531	2.0	0	40	0.0
385	Rajshahi RWH	Godagari	65,244	42,587	1.5	39,780	18,496	2.2	45	16	2.8	5,302	3,155	1.7	0	50	0.0
386	Rajshahi RWH	Gomastapur	38,884	23,599	1.6	22,290	14,597	1.5	16	14	1.1	2,113	1,227	1.7	0	13	0.0
387	Rajshahi RWH	Gurudaspur	14,000	27,009	0.5	15,840	16,112	1.0	18	12	1.5	2,100	1,260	1.7	0	73	0.0
388	Rajshahi RWH	Lalpur	44,800	22,857	2.0	33,540	17,113	2.0	12	21	0.6	3,533	1,776	2.0	0	62	0.0
389	Rajshahi RWH	Mohanpur	22,516	14,614	1.5	21,510	11,623	1.9	14	5	2.8	3,693	1,872	2.0	0	42	0.0
390	Rajshahi RWH	Nachole	21,600	10,871	2.0	17,955	6,381	2.8	14	3	4.7	2,100	985	2.1	0	11	0.0
391	Rajshahi RWH	Natore Sadar	45,468	40,050	1.1	29,760	17,817	1.7	135	72	1.9	3,128	1,559	2.0	1	167	0.0
392	Rajshahi RWH	Paba	54,600	38,145	1.4	32,949	15,153	2.2	14	6	2.3	7,822	3,859	2.0	0	30	0.0
393	Rajshahi RWH	Puthia	27,580	20,000	1.4	25,840	12,594	2.1	20	9	2.2	2,302	1,143	2.0	0	26	0.0
394	Rajshahi RWH	Shibganj	68,400	41,410	1.7	21,615	23,393	0.9	60	20	3.0	4,875	2,449	2.0	0	22	0.0
395	Rajshahi RWH	Singra	50,496	31,892	1.6	46,545	24,093	1.9	62	24	2.6	4,210	1,879	2.2	5	122	0.0
396	Rajshahi RWH	Tanore	34,272	16,628	2.1	35,910	14,505	2.5	63	18	3.5	2,240	993	2.3	0	113	0.0
397	Rangamati RWH	Baghaichhari	9,500	8,164	1.2	6,180	5,507	1.1	3	6	0.5	748	367	2.0	0	21	0.0
398	Rangamati RWH	Barkal	21,700	4,099	5.3	4,965	3,152	1.6	41	4	10.3	414	387	1.1	0	14	0.0
399	Rangamati RWH	Belai Chhari	7,664	1,791	4.3	2,705	2,246	1.2	14	3	4.7	751	126	6.0	20	14	1.4
400	Rangamati RWH	Jurai Chhari	6,300	2,415	2.6	13,635	2,046	6.7	21	3	7.0	673	158	4.3	20	9	2.2

SL	Warehouse Name	Upazila Name	Condom			Shukhi			IUD			Injectables			Implant		
			CBL	AMD	MOS	CBL	AMD	MOS	CBL	AMD	MOS	CBL	AMD	MOS	CBL	AMD	MOS
401	Rangamati RWH	Kaptai	7,900	4,693	1.7	3,570	2,526	1.4	29	2	14.5	590	396	1.5	20	31	0.6
402	Rangamati RWH	Kawkhali (betbunia)	8,200	3,619	2.3	5,891	3,016	2.0	22	6	3.7	952	530	1.8	62	21	3.0
403	Rangamati RWH	Langadu	8,800	4,887	1.8	4,480	3,274	1.4	3	12	0.3	431	371	1.2	7	28	0.3
404	Rangamati RWH	Naniarchar	25,700	4,855	5.3	15,430	4,053	3.8	28	4	7.0	791	242	3.3	20	20	1.0
405	Rangamati RWH	Rajasthali	6,900	1,505	4.6	2,880	1,480	1.9	35	2	17.5	313	88	3.6	45	9	5.0
406	Rangamati RWH	Rangamati Sadar	16,600	9,210	1.8	8,985	5,776	1.6	8	33	0.2	1,097	690	1.6	20	41	0.5
407	Rangpur RWH	Aditmari	30,600	15,421	2.0	21,435	15,015	1.4	176	88	2.0	6,438	3,215	2.0	0	71	0.0
408	Rangpur RWH	Badarganj	20,400	11,343	1.8	26,991	21,176	1.3	70	38	1.8	5,010	3,037	1.6	100	66	1.5
409	Rangpur RWH	Bhurungamari	20,200	13,753	1.5	17,935	17,487	1.0	45	20	2.3	5,193	3,000	1.7	150	39	3.8
410	Rangpur RWH	Chilmari	14,800	9,526	1.6	11,650	13,286	0.9	26	16	1.6	2,901	1,050	2.8	50	53	0.9
411	Rangpur RWH	Dimla	13,600	6,723	2.0	23,220	20,079	1.2	24	31	0.8	4,961	2,368	2.1	52	81	0.6
412	Rangpur RWH	Domar	15,300	7,761	2.0	21,975	16,402	1.3	52	26	2.0	4,605	2,432	1.9	0	79	0.0
413	Rangpur RWH	Fulchhari	41,800	21,609	1.9	20,775	12,169	1.7	74	38	1.9	5,627	2,912	1.9	0	21	0.0
414	Rangpur RWH	Gaibandha Sadar	31,000	18,377	1.7	33,660	25,440	1.3	153	64	2.4	8,928	4,787	1.9	0	114	0.0
415	Rangpur RWH	Gangachara	32,712	12,084	2.7	23,745	19,955	1.2	58	42	1.4	8,375	4,409	1.9	0	109	0.0
416	Rangpur RWH	Gobindaganj	58,900	34,295	1.7	37,660	36,036	1.0	90	39	2.3	6,942	3,989	1.7	0	66	0.0
417	Rangpur RWH	Hatibandha	23,200	10,642	2.2	24,945	14,221	1.8	85	39	2.2	5,082	2,445	2.1	0	81	0.0
418	Rangpur RWH	Jaldhaka	39,400	15,318	2.6	29,565	25,256	1.2	20	53	0.4	7,072	3,899	1.8	0	121	0.0
419	Rangpur RWH	Kaliganj	86,300	6,143	14.0	20,955	13,814	1.5	127	45	2.8	3,916	1,744	2.2	0	74	0.0
420	Rangpur RWH	Kaunia	22,400	11,523	1.9	12,795	11,294	1.1	41	14	2.9	4,868	2,513	1.9	50	48	1.0
421	Rangpur RWH	Kishoreganj	15,700	4,922	3.2	25,760	16,212	1.6	67	31	2.2	3,050	1,494	2.0	2	72	0.0
422	Rangpur RWH	Kurigram Sadar	42,600	10,297	4.1	21,180	17,751	1.2	136	42	3.2	5,520	2,811	2.0	0	73	0.0
423	Rangpur RWH	Lalmonirhat Sadar	18,000	11,748	1.5	14,940	13,543	1.1	33	15	2.2	7,291	3,673	2.0	200	84	2.4
424	Rangpur RWH	Mitha Pukur	25,900	17,959	1.4	22,155	22,732	1.0	51	28	1.8	6,541	3,919	1.7	0	98	0.0
425	Rangpur RWH	Nageshwari	19,600	12,666	1.5	29,770	22,757	1.3	53	37	1.4	5,721	4,397	1.3	150	39	3.8

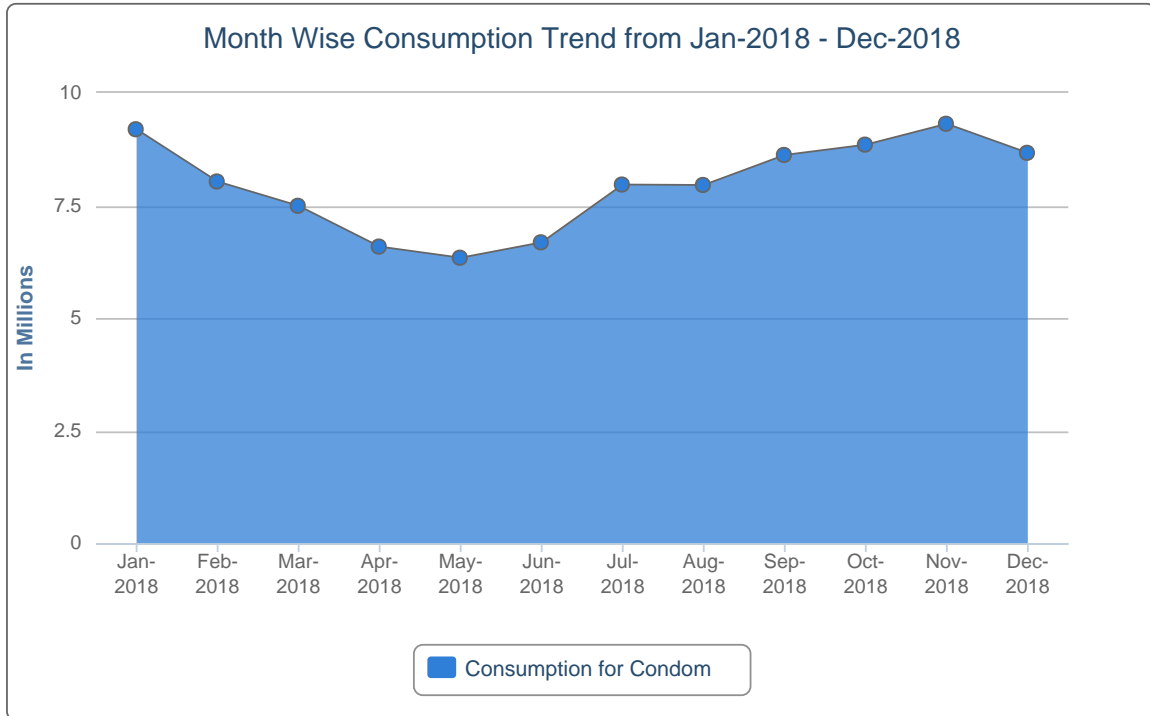
SL	Warehouse Name	Upazila Name	Condom			Shukhi			IUD			Injectables			Implant		
			CBL	AMD	MOS	CBL	AMD	MOS	CBL	AMD	MOS	CBL	AMD	MOS	CBL	AMD	MOS
426	Rangpur RWH	Nilphamari Sadar	31,600	14,196	2.2	36,030	33,057	1.1	111	61	1.8	8,395	4,096	2.0	0	71	0.0
427	Rangpur RWH	Palashbari	15,132	7,054	2.1	13,795	13,549	1.0	26	21	1.2	4,727	2,523	1.9	0	78	0.0
428	Rangpur RWH	Patgram	15,100	6,994	2.2	19,695	14,067	1.4	25	17	1.5	4,218	1,834	2.3	150	36	4.2
429	Rangpur RWH	Phulbari	11,500	5,994	1.9	18,015	13,776	1.3	129	68	1.9	6,945	2,981	2.3	200	47	4.3
430	Rangpur RWH	Pirgachha	39,400	20,747	1.9	27,290	23,687	1.2	115	76	1.5	6,900	3,595	1.9	10	65	0.2
431	Rangpur RWH	Pirganj	33,100	17,714	1.9	24,780	26,893	0.9	110	73	1.5	5,900	2,651	2.2	50	79	0.6
432	Rangpur RWH	Rajarhat	63,500	13,735	4.6	21,670	16,982	1.3	103	46	2.2	5,812	3,018	1.9	0	37	0.0
433	Rangpur RWH	Rangpur Sadar	42,900	27,373	1.6	45,385	29,246	1.6	178	81	2.2	10,905	5,085	2.1	450	180	2.5
434	Rangpur RWH	Sadullapur	38,600	25,799	1.5	23,405	22,808	1.0	151	70	2.2	8,874	4,419	2.0	100	54	1.9
435	Rangpur RWH	Saghata	22,600	9,175	2.5	9,630	19,578	0.5	36	37	1.0	2,490	1,452	1.7	10	34	0.3
436	Rangpur RWH	Saidpur	26,200	14,104	1.9	12,735	10,214	1.2	51	24	2.1	3,767	1,745	2.2	0	62	0.0
437	Rangpur RWH	Sundarganj	61,600	36,496	1.7	45,296	42,452	1.1	206	133	1.5	15,074	7,735	1.9	0	231	0.0
438	Rangpur RWH	Taraganj	13,300	5,427	2.5	9,820	9,590	1.0	39	11	3.5	2,724	1,231	2.2	0	72	0.0
439	Rangpur RWH	Ulipur	29,500	15,032	2.0	38,670	30,798	1.3	113	44	2.6	8,811	4,338	2.0	0	64	0.0
440	Sylhet RWH	Ajmiriganj	6,000	3,365	1.8	8,065	5,421	1.5	10	5	2.0	1,297	278	4.7	70	62	1.1
441	Sylhet RWH	Bahubal	15,244	4,844	3.1	6,782	5,213	1.3	30	8	3.8	806	442	1.8	50	29	1.7
442	Sylhet RWH	Balaganj	36,700	21,669	1.7	26,715	14,126	1.9	28	21	1.3	4,211	2,077	2.0	101	55	1.8
443	Sylhet RWH	Baniachong	20,511	10,322	2.0	29,035	12,598	2.3	26	13	2.0	1,629	845	1.9	210	47	4.5
444	Sylhet RWH	Barlekha	6,640	6,113	1.1	10,110	6,814	1.5	26	7	3.7	1,250	546	2.3	100	43	2.3
445	Sylhet RWH	Beani Bazar	26,700	14,330	1.9	13,128	6,770	1.9	32	16	2.0	762	592	1.3	60	40	1.5
446	Sylhet RWH	Bishwambarpur	10,000	5,971	1.7	3,845	6,631	0.6	55	8	6.9	726	498	1.5	52	24	2.2
447	Sylhet RWH	Bishwanath	17,272	7,877	2.2	14,054	3,750	3.7	42	16	2.6	874	454	1.9	52	34	1.5
448	Sylhet RWH	Chhatak	26,190	13,585	1.9	16,725	9,830	1.7	3	32	0.1	1,071	558	1.9	71	22	3.2
449	Sylhet RWH	Chunarughat	5,600	8,206	0.7	18,950	14,517	1.3	22	6	3.7	2,232	1,180	1.9	51	31	1.6
450	Sylhet RWH	Companiganj	26,600	14,112	1.9	29,940	7,947	3.8	39	6	6.5	2,578	1,441	1.8	1	51	0.0

SL	Warehouse Name	Upazila Name	Condom			Shukhi			IUD			Injectables			Implant		
			CBL	AMD	MOS	CBL	AMD	MOS	CBL	AMD	MOS	CBL	AMD	MOS	CBL	AMD	MOS
451	Sylhet RWH	Dakshin Sunamganj	19,200	10,051	1.9	14,340	7,839	1.8	25	10	2.5	1,430	705	2.0	20	54	0.4
452	Sylhet RWH	Dakshin Surma	29,300	23,137	1.3	27,510	15,358	1.8	2	9	0.2	3,106	1,504	2.1	50	25	2.0
453	Sylhet RWH	Derai	20,304	18,665	1.1	35,772	12,051	3.0	29	23	1.3	2,066	1,066	1.9	100	57	1.8
454	Sylhet RWH	Dowarabazar	34,000	9,877	3.4	49,305	11,673	4.2	27	7	3.9	2,167	984	2.2	130	86	1.5
455	Sylhet RWH	Fenchuganj	16,000	6,238	2.6	11,865	3,265	3.6	28	15	1.9	490	322	1.5	150	24	6.3
456	Sylhet RWH	Golapganj	20,800	20,992	1.0	11,085	7,414	1.5	18	9	2.0	1,760	696	2.5	5	54	0.1
457	Sylhet RWH	Gowainghat	23,500	19,336	1.2	19,965	10,598	1.9	41	16	2.6	6,166	3,243	1.9	100	25	4.0
458	Sylhet RWH	Habiganj Sadar	30,446	14,978	2.0	26,815	14,981	1.8	126	54	2.3	3,349	1,657	2.0	100	53	1.9
459	Sylhet RWH	Jagannathpur	23,800	12,211	1.9	9,285	7,427	1.3	96	27	3.6	1,530	421	3.6	10	48	0.2
460	Sylhet RWH	Jaintiapur	22,540	16,608	1.4	17,525	8,115	2.2	38	16	2.4	4,824	2,536	1.9	38	28	1.4
461	Sylhet RWH	Jamalganj	27,400	13,099	2.1	18,600	10,943	1.7	32	7	4.6	2,495	1,356	1.8	0	32	0.0
462	Sylhet RWH	Juri	19,000	7,358	2.6	13,695	5,654	2.4	24	18	1.3	765	440	1.7	110	52	2.1
463	Sylhet RWH	Kamalganj	31,400	17,272	1.8	34,500	14,420	2.4	40	39	1.0	2,235	1,140	2.0	10	50	0.2
464	Sylhet RWH	Kanaighat	22,728	16,224	1.4	20,490	15,347	1.3	26	22	1.2	4,427	2,554	1.7	60	36	1.7
465	Sylhet RWH	Kulaura	18,800	10,019	1.9	20,480	10,916	1.9	6	4	1.5	5,070	2,429	2.1	50	36	1.4
466	Sylhet RWH	Lakhai	13,500	5,011	2.7	14,040	6,167	2.3	17	4	4.3	770	379	2.0	50	17	2.9
467	Sylhet RWH	Madhabpur	28,300	9,951	2.8	26,265	15,047	1.7	12	7	1.7	1,596	804	2.0	105	37	2.8
468	Sylhet RWH	Maulvibazar Sadar	21,100	11,223	1.9	9,825	10,081	1.0	84	58	1.4	1,860	983	1.9	125	37	3.4
469	Sylhet RWH	Nabiganj	19,100	6,940	2.8	20,625	11,162	1.8	102	6	17.0	1,192	578	2.1	100	42	2.4
470	Sylhet RWH	Rajnagar	17,000	8,976	1.9	12,045	10,019	1.2	27	14	1.9	3,088	1,361	2.3	100	32	3.1
471	Sylhet RWH	Sreemangal	17,700	11,325	1.6	15,945	12,364	1.3	0	19	0.0	2,638	1,322	2.0	0	72	0.0
472	Sylhet RWH	Sulla	21,900	7,205	3.0	17,100	4,908	3.5	25	3	8.3	1,825	354	5.2	100	16	6.3
473	Sylhet RWH	Sunamganj Sadar	35,628	15,116	2.4	13,515	8,949	1.5	74	29	2.6	2,880	1,330	2.2	22	72	0.3
474	Sylhet RWH	Sylhet Sadar	9,700	53,875	0.2	53,890	45,110	1.2	148	113	1.3	17,890	10,636	1.7	25	139	0.2
475	Sylhet RWH	Tahirpur	29,444	14,804	2.0	19,109	10,442	1.8	26	6	4.3	797	646	1.2	50	57	0.9

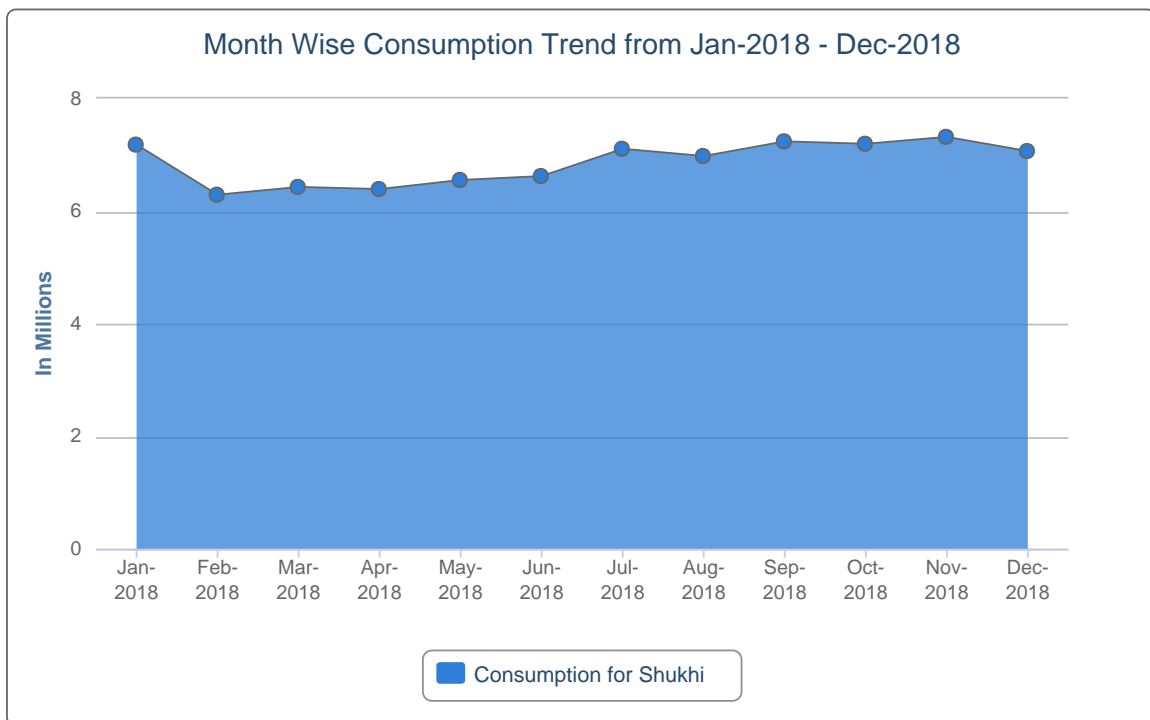
SL	Warehouse Name	Upazila Name	Condom			Shukhi			IUD			Injectables			Implant		
			CBL	AMD	MOS	CBL	AMD	MOS	CBL	AMD	MOS	CBL	AMD	MOS	CBL	AMD	MOS
476	Sylhet RWH	Zakiganj	34,960	19,518	1.8	25,191	13,717	1.8	26	11	2.4	3,215	1,598	2.0	10	60	0.2
477	Tangail RWH	Basail	39,100	13,477	2.9	148,147	15,685	9.4	84	31	2.7	3,744	1,400	2.7	0	70	0.0
478	Tangail RWH	Bhuapur	72,100	21,329	3.4	32,448	21,704	1.5	100	44	2.3	5,531	1,855	3.0	0	77	0.0
479	Tangail RWH	Chauhali	52,500	12,913	4.1	44,051	7,793	5.7	200	16	12.5	8,100	1,141	7.1	210	28	7.5
480	Tangail RWH	Delduar	53,700	17,751	3.0	102,072	21,300	4.8	110	26	4.2	8,180	1,103	7.4	100	46	2.2
481	Tangail RWH	Ghatail	72,300	35,508	2.0	30,240	43,073	0.7	40	30	1.3	6,700	3,787	1.8	50	63	0.8
482	Tangail RWH	Gopalpur	83,300	21,330	3.9	55,575	15,320	3.6	127	31	4.1	5,422	1,886	2.9	100	54	1.9
483	Tangail RWH	Kalihati	148,400	21,368	6.9	79,800	34,593	2.3	294	72	4.1	16,551	5,849	2.8	40	83	0.5
484	Tangail RWH	Madhupur	77,700	22,549	3.4	57,405	33,108	1.7	110	30	3.7	7,780	3,177	2.4	0	59	0.0
485	Tangail RWH	Mirzapur	95,600	23,547	4.1	27,225	28,424	1.0	123	52	2.4	4,111	1,158	3.6	100	61	1.6
486	Tangail RWH	Nagarpur	73,100	27,161	2.7	33,150	25,902	1.3	0	58	0.0	6,002	2,438	2.5	0	120	0.0
487	Tangail RWH	Sakhipur	75,000	21,130	3.5	39,150	24,417	1.6	96	33	2.9	5,341	1,049	5.1	100	53	1.9
488	Tangail RWH	Tangail Sadar	108,200	35,259	3.1	162,615	24,501	6.6	205	56	3.7	8,052	2,993	2.7	0	128	0.0

## 7. Month-wise Consumption Trend

7(a).

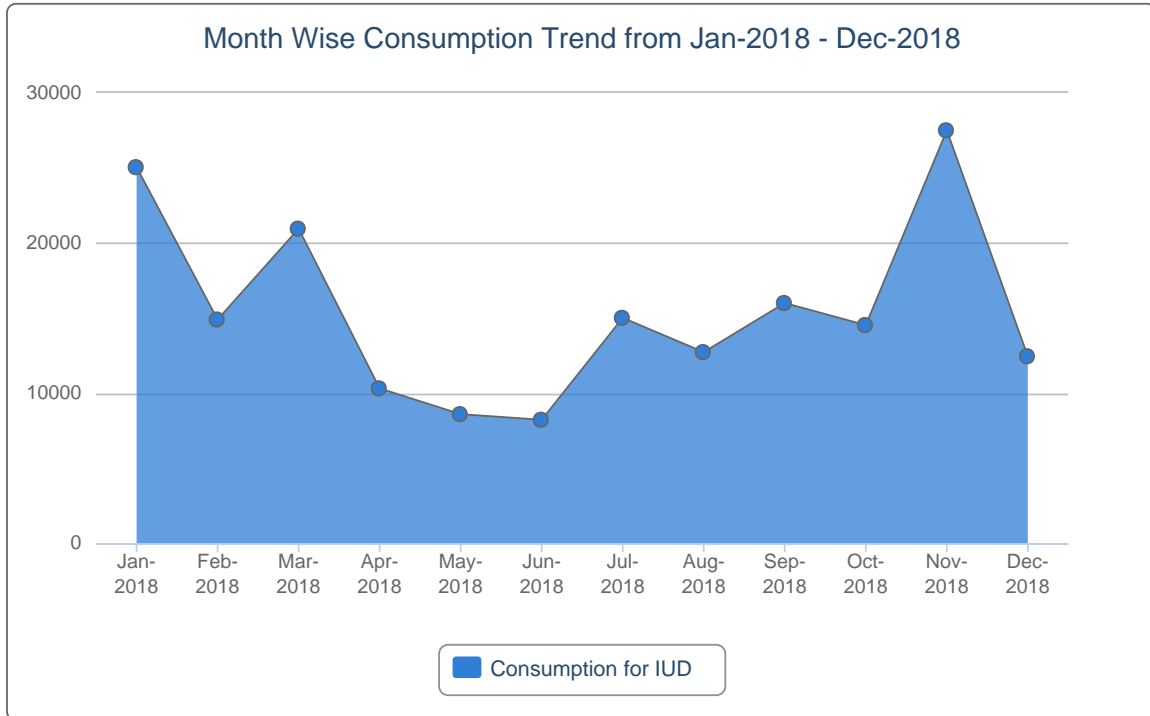


7(b).

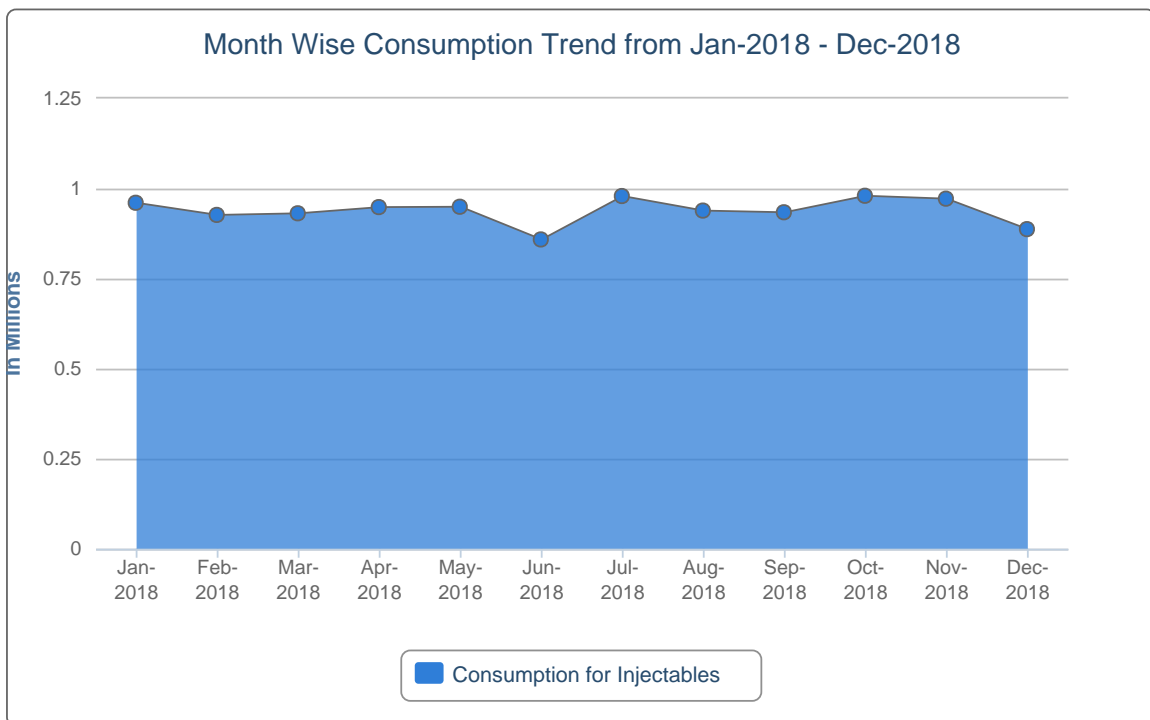




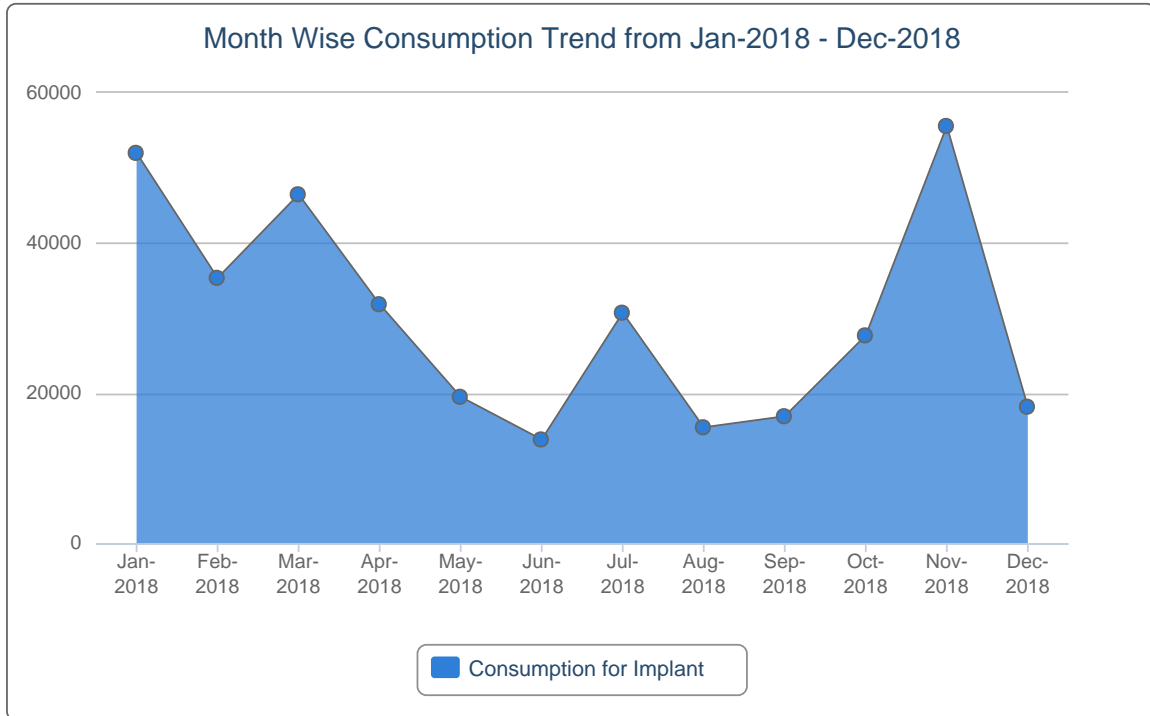
7(c).



7(d).



7(e).



## 8. Report on Upazila and Warehouse Having Stock Out in last month

SL	Products Name	No of Stockout WH	% of Stockout WH	No of Stockout Upazila Store	% of Stockout Upazila Store	No of Stockout Upazila Field	% of Stockout Upazila Field
1	Condom	0	0%	1	0%	0	0%
2	Shukhi	1	5%	0	0%	0	0%
3	IUD	0	0%	5	1%	0	0%
4	Injectables	0	0%	0	0%	0	0%
5	Implant (Total)	0	0%	-	-	0	0%

### List of Stock Out Warehouses

SL	Commodity	Warehouse	Phone
1	Shukhi	Rajshahi RWH	0721-772196

### List of StockOut Upazilas

SL	Commodity	Warehouse	District	Upazila	Phone
1	Condom	Cumilla RWH	Cumilla	Muradnagar, Cumilla	01726263709
2	IUD	Chattogram RWH	Khagrachhari	Lakshmichhari, Khagrachhari	01554346918
3	IUD	Faridpur RWH	Madaripur	Shib Char, Madaripur	01763519075
4	IUD	Mymensingh RWH	Kishoregonj	Bhairab, Kishoregonj	01717564107
5	IUD	Sylhet RWH	Maulvibazar	Sreemangal, Maulvibazar	01722228232
6	IUD	Tangail RWH	Tangail	Nagarpur, Tangail	01712259728

“ছেলে হোক, মেয়ে হোক,  
দু’টি সন্তানই যথেষ্ট”

**Management Information System (MIS)**  
**Directorate General of Family Planning (DGFP)**  
6, Kawran Bazar, Dhaka-1215  
Email: [dirmis@dgfp.gov.bd](mailto:dirmis@dgfp.gov.bd), [dirls@dgfp.gov.bd](mailto:dirls@dgfp.gov.bd)  
[www.dgfp.gov.bd](http://www.dgfp.gov.bd), [www.scmpbd.org](http://www.scmpbd.org)