

FAMILY PLANNING MONTHLY LOGISTICS REPORT

July 2019



Management Information System (MIS)
Directorate General of Family Planning (DGFP)
6, Kawran Bazar, Dhaka- 1215
Email: dirmis@dgfp.gov.bd, dirls@dgfp.gov.bd
www.dgfp.gov.bd, www.scmpbd.org

Government of the People's Republic of Bangladesh
Directorate General of Family Planning
Management Information System (MIS)
6, Kawran Bazar, Dhaka- 1215
www.dgfp.gov.bd


Memo No. DGFP/MIS/09(Report)/04/2017/714

Date: 5 September'2019.

Sub: Family Planning Monthly Logistics Report for the Month of July'2019.

Family Planning Monthly Logistics Report for the Month of July'2019 is sent herewith for your kind information & necessary action. This report is prepared on the basis of Form-7 submitted by Warehouses and Form-7B submitted by Upazila Family Planning Offices by using WIMS & UIMS operational tools. It provides useful information on monthly distribution and stock balance of all the major contraceptives & DDS Kits of Warehouse/Upazila Stores. A summary of important events happened during reporting month has been included in this report. For more information you are requested to visit at www.scmpbd.org web site.

Comments and suggestions for improvement of this report will be highly appreciated.


(Manoj Kumar Roy)
Joint Secretary (MEFW Division)
and
Director & Line Director (MIS)
Phone: 9146262
Mail: dirmis@dgfp.gov.bd

Memo No. - DGFP/MIS/09(Report)/04/2017/714/1(202)

Date: 5 September, 2019.

Copy of the report forwarded to:

1. Secretary, Medical Education & Family Welfare Division, Ministry of Health & Family Welfare, Bangladesh Secretariat, Dhaka.
2. Additional Secretary (Admin), Medical Education & Family Welfare Division, Ministry of Health & Family Welfare, Bangladesh Secretariat, Dhaka.
3. Joint Secretary (Development), Medical Education & Family Welfare Division, Ministry of Health & Family Welfare, Bangladesh Secretariat, Dhaka.
4. Director (Administration), Directorate General of Family Planning, 6 Kawran Bazar, Dhaka 1215.
5. Director (Logistics & Supply) and Line Director (Procurement, Storage & Supply Management), Directorate General of Family Planning, 6 Kawran Bazar, Dhaka 1215.
6. Director Finance & Line Director (Family Planning Field Service Delivery), Directorate General of Family Planning, 6 Kawran Bazar, Dhaka 1215.
7. Director (IEM) & Line Director (Information, Education and Communication), Directorate General of Family Planning, 6 Kawran Bazar, Dhaka 1215.
8. Director (Planning) & Line Director (Planning Monitoring and Evaluation), Directorate General of Family Planning, 6 Kawran Bazar, Dhaka 1215.

9. Line Director (Maternal, Child, Reproductive and Adolescent Health), Directorate General of Family Planning, 6 Kawran Bazar, Dhaka 1215.
10. Line Director (Clinical Contraception Services Delivery Program), Directorate General of Family Planning, 6 Kawran Bazar, Dhaka 1215.
11. Divisional Director, Family Planning, Dhaka / Chittagong / Rajshahi / Khulna / Sylhet / Barisal/ Rangpur/ Mymensingh Division.
12. Joint Chief (Planning), Health Service Division, Ministry of Health & Family Welfare, Bangladesh Secretariat, Dhaka
13. Joint Chief (Population & Planning wing), Planning commission, Sher-e-Bangla Nagar, Dhaka.
14. Joint Chief (Planning), Program Management and Monitoring Unit (PMMU), Azimpur, Dhaka-1205.
15. P.S. to the Honorable Minister, Ministry of Health and Family Welfare, Bangladesh Secretariat, Dhaka, for kind information of the Honorable Minister.
16. Deputy Chief (Planning), Medical Education & Family Welfare Division, Ministry of Health & Family Welfare, Bangladesh Secretariat, Dhaka.
17. Additional Director (Drugs and Stores), Directorate General of Family Planning, Central Warehouse, Mohakhali, Dhaka.
18. Deputy Director, Family Planning, ----- District (You are requested to take appropriate measures to ensure timely online submission of Form 7B report from upazilas).
19. Regional/District Consultant, FPCS-QIT, District Family Planning Office, ----- District.
20. Central/Regional Supply Officer, Family Planning, ----- CWH/RWHs.
21. Assistant Maintenance Engineer, MIS Unit, DGFP (Requested to upload this report to DGFP website- www.dgfp.gov.bd).
22. Country Project Director, SIAPS/MSH, House: 3, Road: No. 23B, Gulshan-1, Dhaka-1212.
23. Country Director, the World Bank, E-32, Agargaon, Sher-e-Banala Nagar, Dhaka-1207.
24. Team Leader, Population & Health Team, USAID, Madani Avenue, Baridhara, Dhaka.
25. Country Representative, UNFPA, IDB Bhaban, Agargaon, Sher-E-Bangla Nagar, Dhaka.
26. Managing Director, SMC, SMC Tower, 33 Banani C/A, Dhaka-1213.
27. Documentation Center, IEM Unit, Directorate General of Family Planning, 6 Kawran Bazar, Dhaka.
28. Responsible person of Dispatch Section, MIS Unit is requested to distribute the published 'Family Planning Monthly Logistics Report' to concerned Person/Office/Organization.
29. PA to Director General, Directorate General of Family Planning, 6 Kawran Bazar, Dhaka 1215.
30. Office copy, MIS, DGFP, 6 Kawran Bazar, Dhaka -1215.
31. Concerned Organization/Person.



 (Ajoy Ratan Barua)
 Deputy Director (MIS)

Table Of Contents

	Page
1. DGFP Stock Status Report	1-2
2. National Receipts Quantity by Product by Month	3
3. National Level Contraceptive Summary Report	4
4. Stock Status Report at Different Levels	5
5. Contraceptive Stock Status by Product at Upazila Store and Field	6-10
6. Contraceptive Stock Status by Product at Regional Warehouses/Upazila	11-31
7. Month-wise Consumption Trend	32-34
8. Report on Upazila and Warehouse Having Stock Out in last month	35

1. DGFP Stock Status Report

Year →	2019					2020												2021												2022	
	8	9	10	11	12	1	2	3	4	5	6	7	8	9	10	11	12	1	2	3	4	5	6	7	8	9	10	11	12	1	2
Min.-Max. →						Min					Max																				
Product ↓	CS - 90.75m : 9.5 MOS																														
Condom	9.5 MOS																														
*AMC = 9.50m																															
	CS (90.07m) : 15.2 MOS																														
Pill	15.2 MOS																														
*AMC = 5.94m																															
	CS (0.538m): 39.0 MOS																														
IUD	February 2023																														
*AMC = 13,812											2018-19: 0.3m Yet to receive.																				
	CS (13.04m): 14.4 MOS																														
Injectables	CS 13.04 m = 14.4 MOS																														
*AMC = 0.907m																															
	CS - (0.715m) - 24.2 MOS																														
Implant	24.2 MOS																														
*AMC = 29,580																															
<p><i>*AMC is calculated based on past 6-months consumption</i></p> <p><i>Data Sources: DGFP/L&S unit, DGFP LMIS web site - https://scmpbd.org/</i></p> <p><i>Central Warehouse WIMS data and Approved DGFP Procurement Plan</i></p> <p><i>National min-max stock level is 6 & 10 MOS</i></p>																															
<p>Legend:</p> <ul style="list-style-type: none"> Current Stock (CS): Less than 3 MOS Current Stock (CS): MOS 3.0 to Less than 6 MOS Current Stock (CS): MOS 6 and above Planned for FY 2018-19 Procurement completed, yet to be received Donation <p>AMC = Average Monthly Consumption</p>																															

DGFP STOCK STATUS NOTES
(For Contraceptives)
Month: July 2019

CONDOM – Current national stock is 90.75 million pieces and this stock can be used up to May 2020.

- 2019-20: GoB (Rev.) – 175.75 million pcs (planned).

PILL – Current national stock of Oral Contraceptive Pill is 90.07 million cycles which will go up to October 2020.

- 2019-20: GoB (Rev.) – 4 million cycles (3rd generation): IFT published, tenders will be opened on 22.08.2019.

IUD – Current national stock is 0.538 million pcs and this stock can be used up to February 2023.

- Status of 2018-19 procurement: 0.3 million sets – Contract has been signed on 20.03.2019. Goods not yet been received.

INJECTABLES – Current stock of 13.04 million vials and that can be used up to September 2020.

- 2019-20: GoB (Rev.) – 4.23 million vials: IFT published, tenders will be opened on 22.08.2019.

IMPLANT – Current stock is 0.715 million sets and this can be used up to September 2021.

You can also download the previous reports from <http://www.scmpbd.org/>

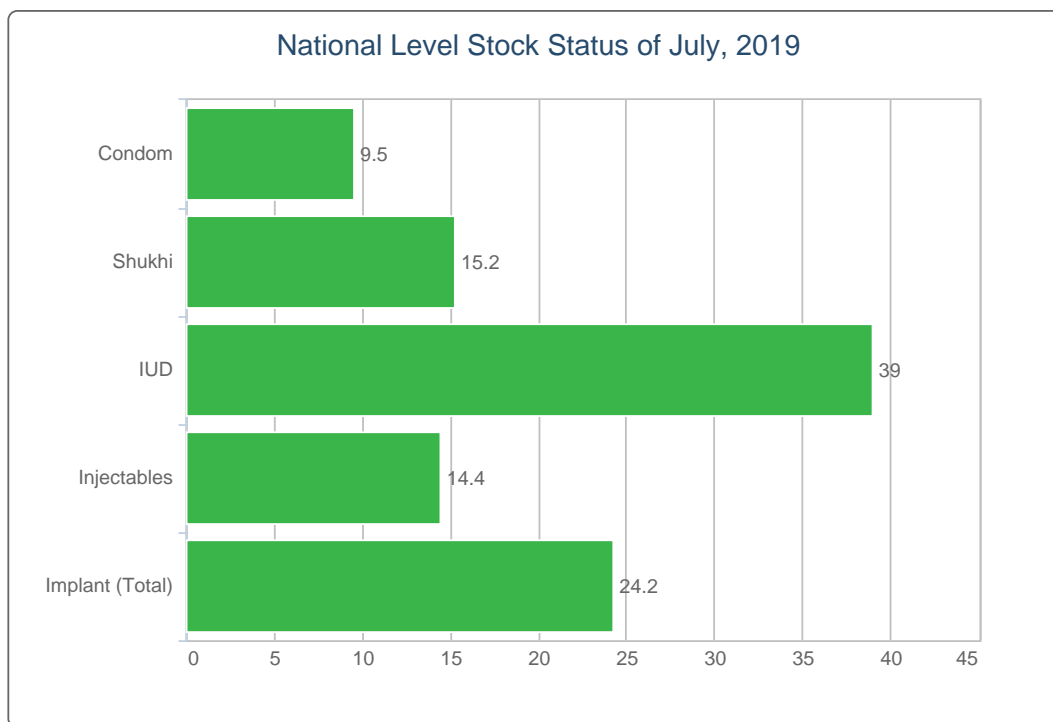
2. National Receipts Quantity by Product by Month

Contraceptive Received Report

Month: July, 2019

Item	Supplier	Receiver	Date Receipts	Qty
<i>No National Receive This Month</i>				

3. National Level Contraceptive Summary Report

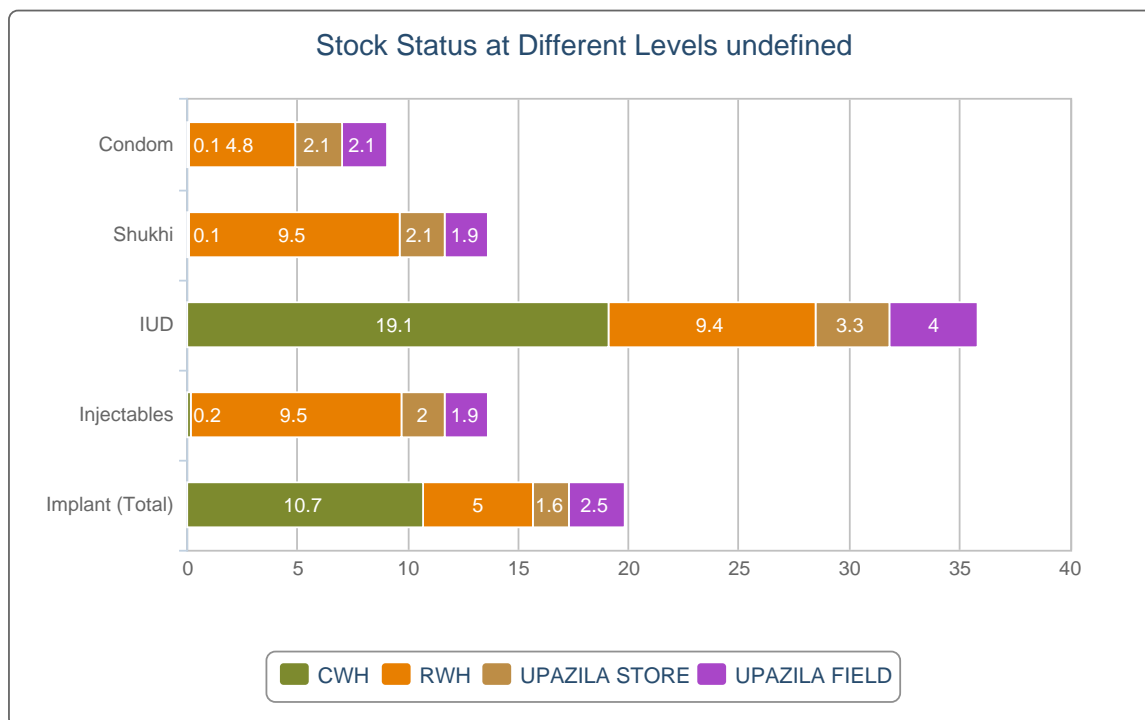


■ MOS less than 4.0
 ■ MOS 4.0 - 7.9
 ■ MOS 8.0 and above
 MOS = Month of Stock

National Level Stock Status of July, 2019

SL	Name of Products	Reported Consumption	Reported Closing Balance	Average Monthly Consumption	MOS
1	Condom	9,906,317	90,755,171	9,508,250	9.5
2	Shukhi	6,624,465	90,069,171	5,944,331	15.2
3	IUD	15,053	538,140	13,812	39.0
4	Injectables	956,285	13,047,624	907,672	14.4
5	Implant (Total)	36,228	715,072	29,580	24.2

4. Stock Status Report at Different Levels

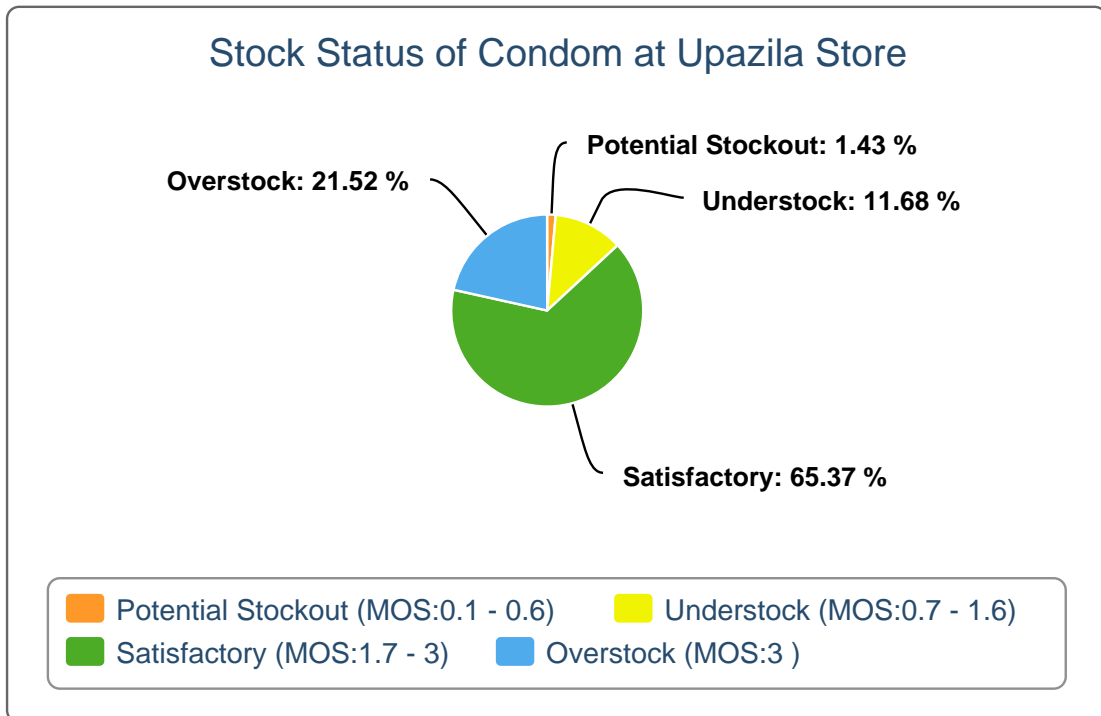


Stock Status at Different Levels July, 2019

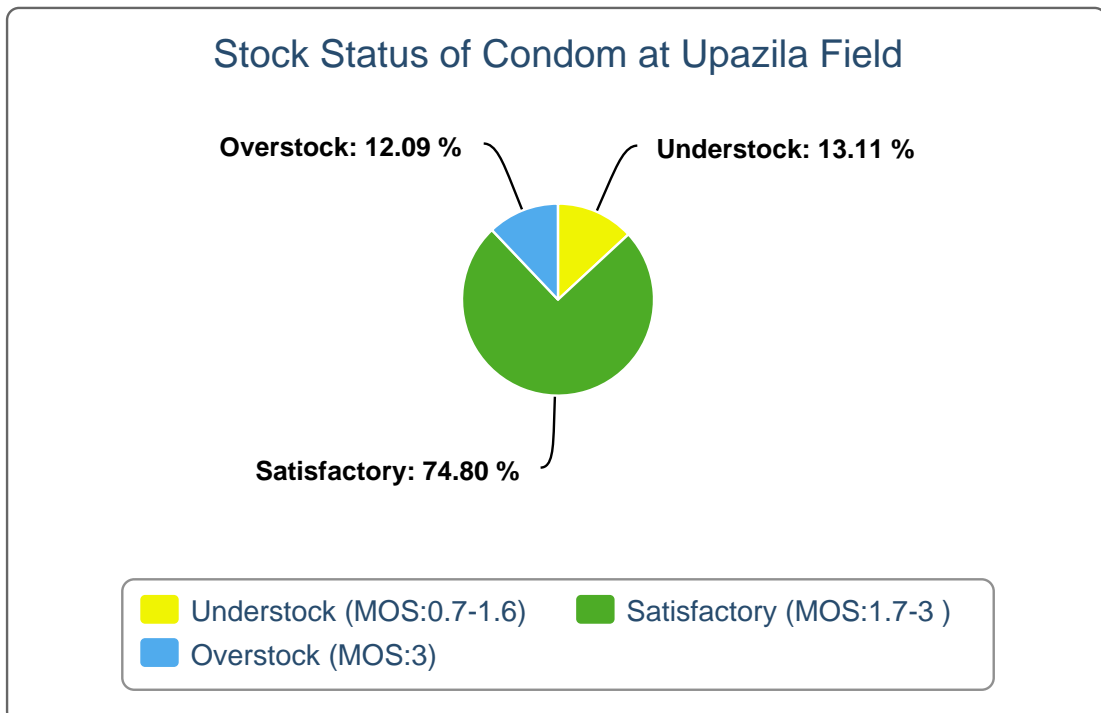
Products	Avg. Consump. of Last 6 Months	CWH Level	MOS	RWH Level	MOS	Upazila Level	MOS	Field Level	MOS	National Level	MOS
Condom	9,508,250	1,351,200	0.1	47,427,800	5	21,094,364	2.2	20,881,807	2.2	90,755,171	9.5
Shukhi	5,944,331	779,444	0.1	62,662,871	10.5	13,897,030	2.3	12,729,826	2.1	90,069,171	15.2
IUD	13,812	288,000	20.9	140,793	10.2	49,708	3.6	59,639	4.3	538,140	39
Injectables	907,672	158,185	0.2	9,122,400	10.1	1,933,855	2.1	1,833,184	2	13,047,624	14.4
Implant (Total)	29,580	386,426	13.1	181,291	6.1	57,565	1.9	89,790	3	715,072	24.2

5. Contraceptive Stock Status by Product at Upazila Store and Field

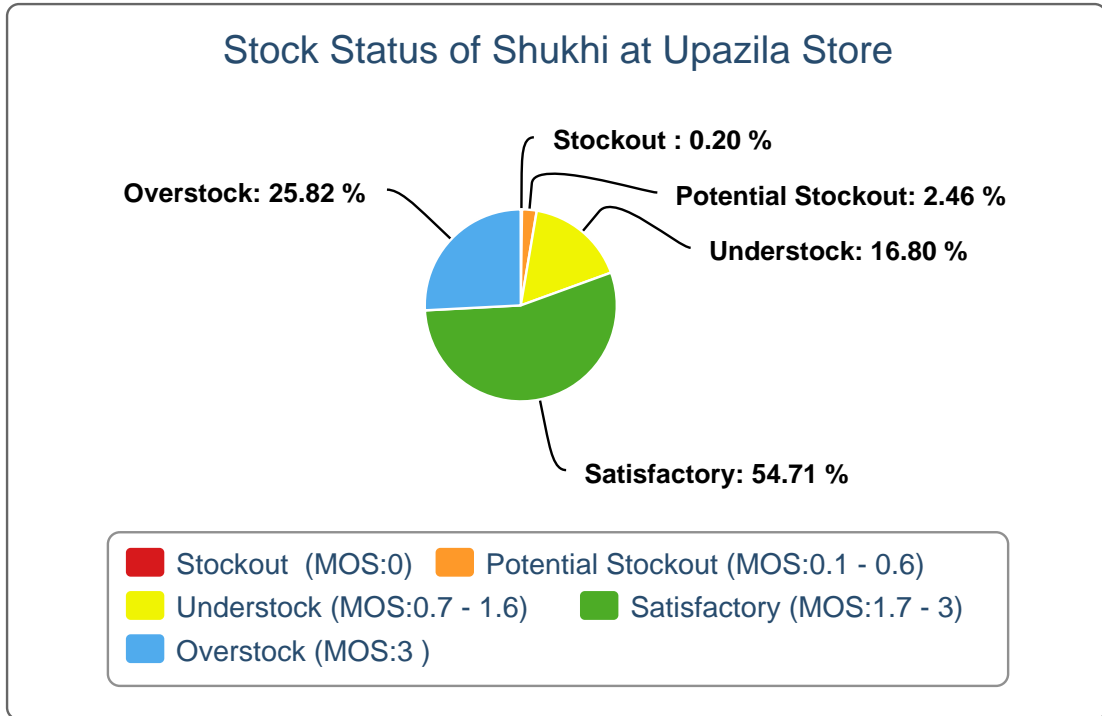
5(a).



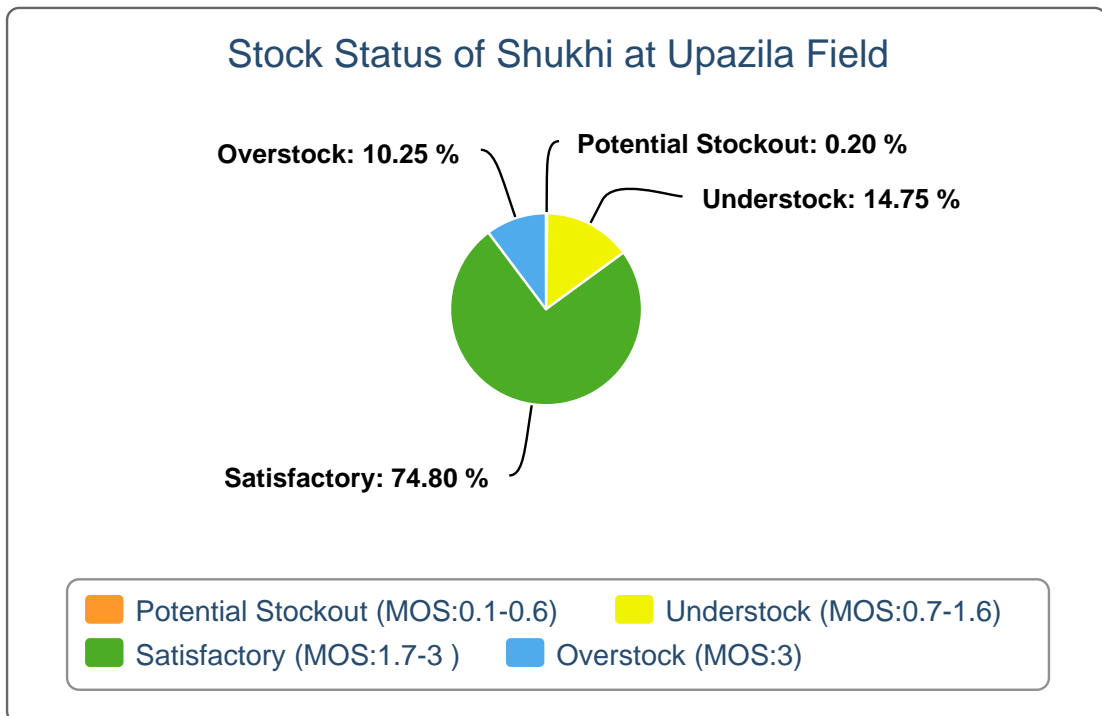
5(b).



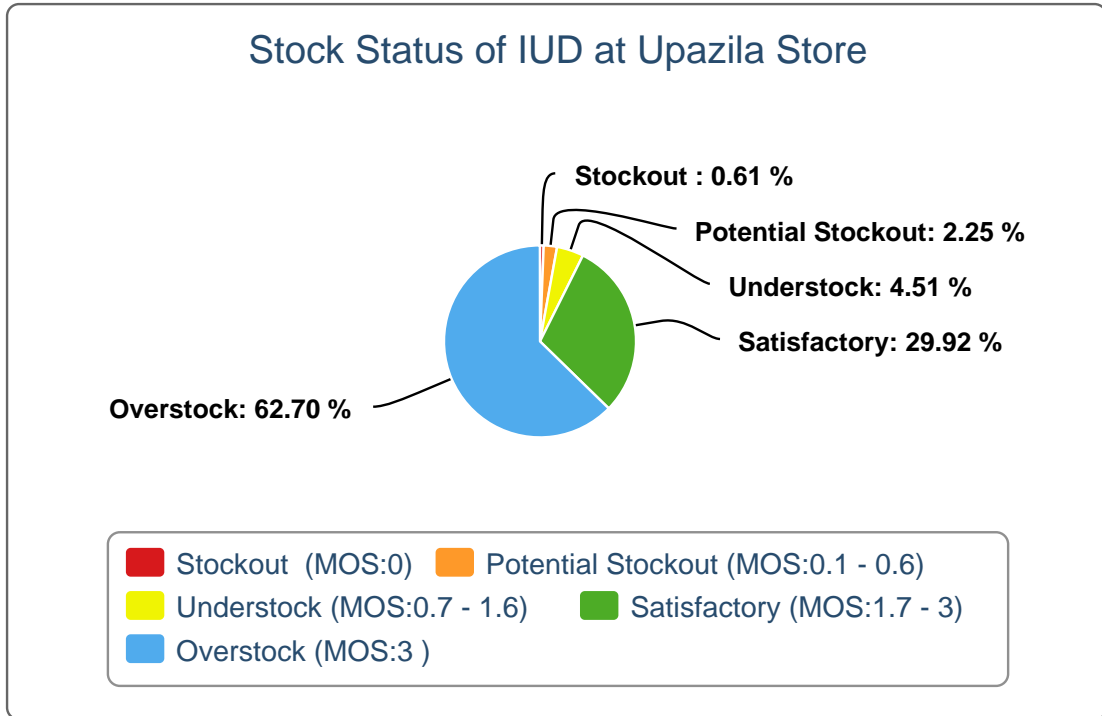
5(c).



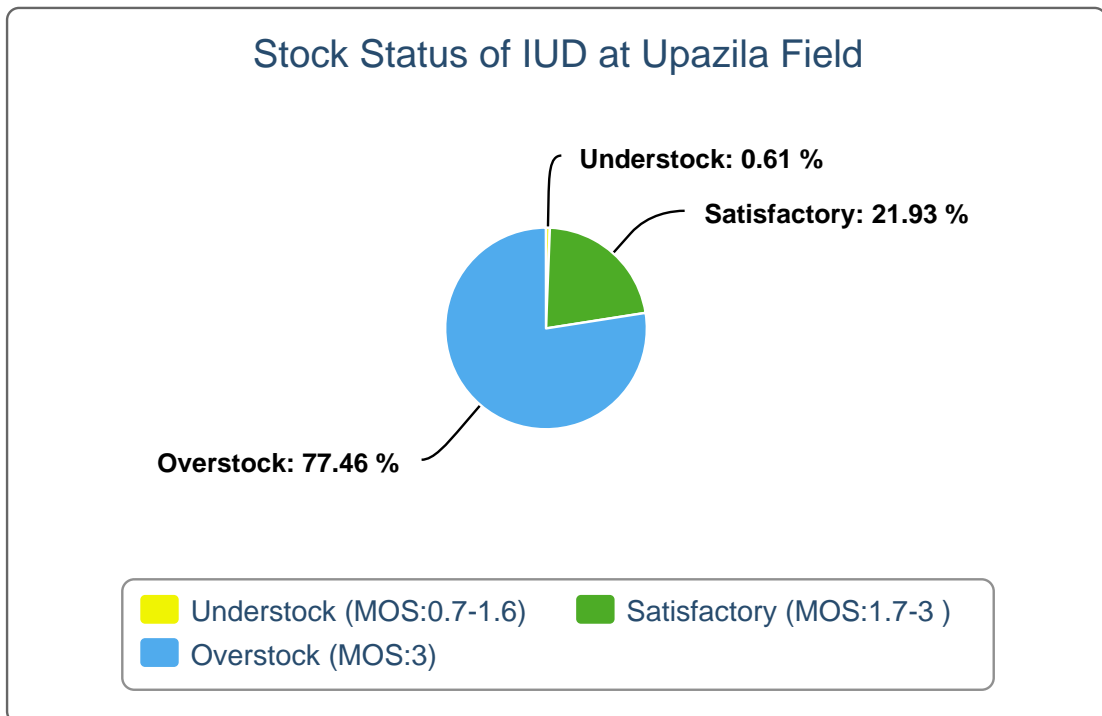
5(d).



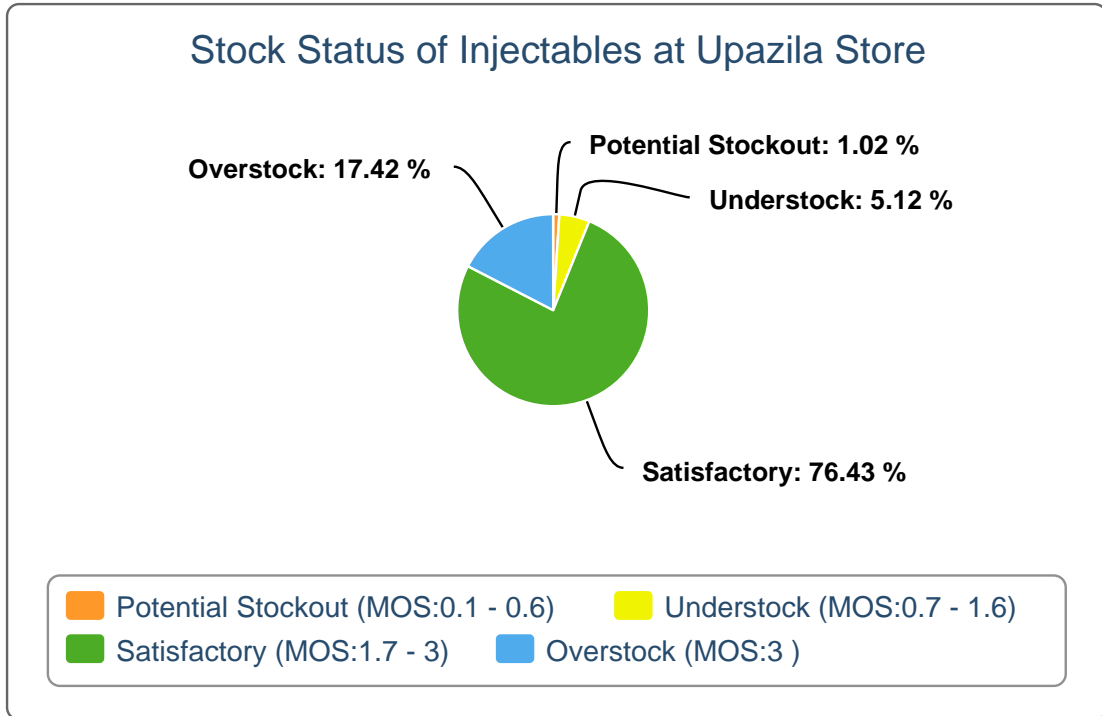
5(e).



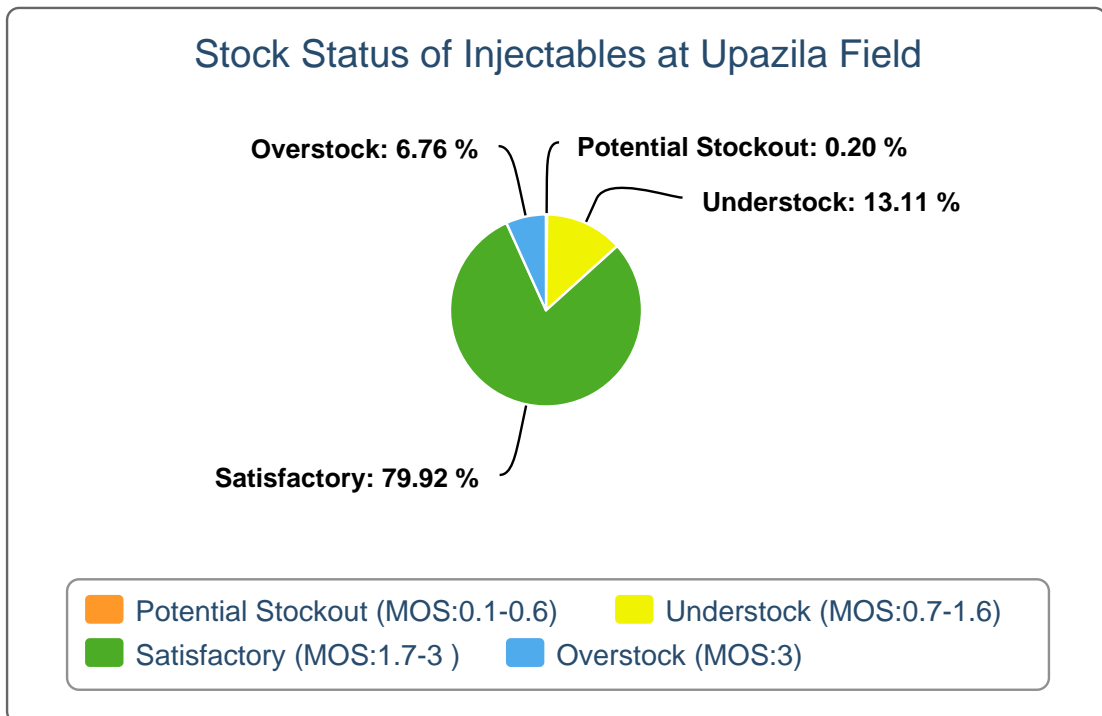
5(f).



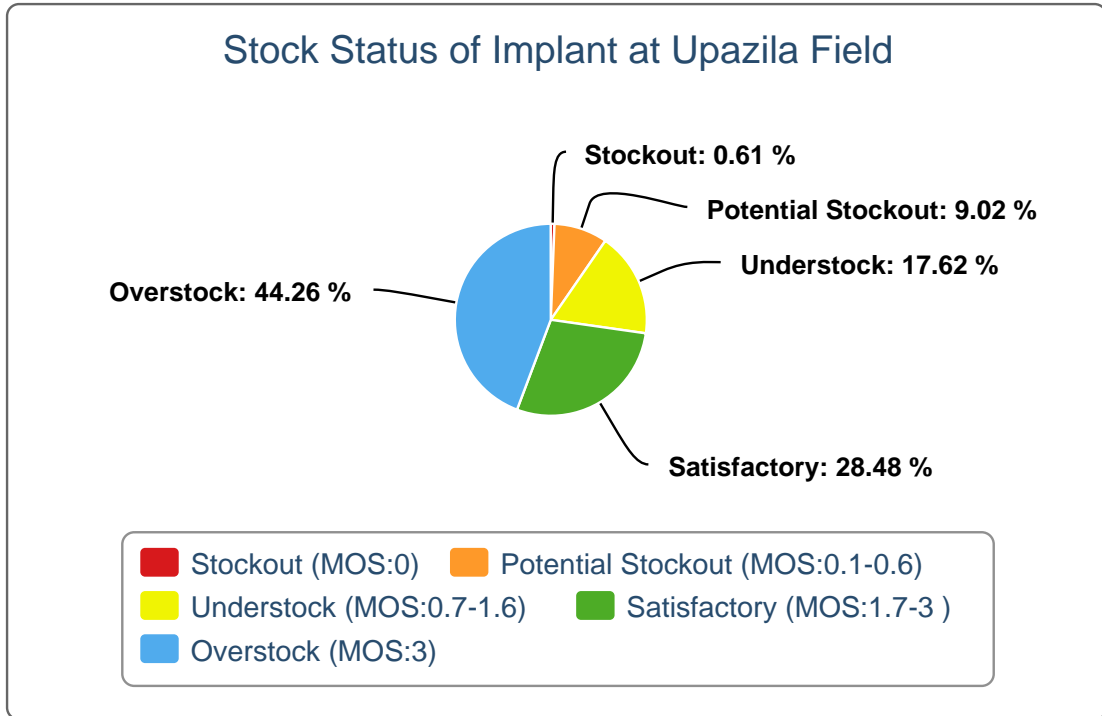
5(g).



5(h).



5(i).



6(a). Contraceptive Stock Status by Product at Regional Warehouses

SL	WH Name	Condom			Shukhi			IUD			Injectables			Implant		
		CBL	AMD	MOS	CBL	AMD	MOS	CBL	AMD	MOS	CBL	AMD	MOS	CBL	AMD	MOS
1	Bandarban RWH	115,200	39,199	2.9	74,880	20,096	3.7	420	64	6.6	18,000	3,039	5.9	770	163	4.7
2	Bhola RWH	295,200	100,369	2.9	194,400	83,500	2.3	550	251	2.2	122,000	38,291	3.2	1,386	452	3.1
3	Bogura RWH	766,400	563,866	1.4	16,772,770	361,979	46.3	13,250	526	25.2	79,400	32,462	2.4	31,876	2,226	14.3
4	Chattogram RWH	32,819,800	476,130	68.9	20,305,121	318,912	63.7	37,580	1,387	27.1	4,158,000	54,684	76.0	10,958	2,092	5.2
5	Cumilla RWH	788,400	520,910	1.5	830,190	338,411	2.5	4,716	1,168	4.0	235,000	63,465	3.7	17,853	1,767	10.1
6	Dhaka CWH	1,351,200	1,480,914	0.9	779,444	768,334	1.0	288,000	1,859	154.9	158,185	104,780	1.5	386,426	2,633	146.8
7	Dinajpur RWH	576,000	196,621	2.9	480,960	259,003	1.9	6,450	332	19.4	71,000	35,447	2.0	10,246	1,651	6.2
8	Faridpur RWH	856,800	671,092	1.3	794,880	337,143	2.4	8,650	1,014	8.5	125,000	45,757	2.7	11,654	2,300	5.1
9	Jamalpur RWH	615,600	306,431	2.0	576,000	236,027	2.4	3,938	380	10.4	59,900	31,023	1.9	10,650	934	11.4
10	Jashore RWH	666,000	467,382	1.4	558,720	201,672	2.8	7,050	410	17.2	119,300	42,822	2.8	7,682	1,078	7.1
11	Khulna RWH	5,054,000	640,163	7.9	15,985,610	332,505	48.1	9,950	766	13.0	3,086,500	42,862	72.0	11,972	1,545	7.7
12	Kushtia RWH	277,200	302,582	0.9	527,040	155,151	3.4	1,826	173	10.6	82,600	33,062	2.5	3,272	607	5.4
13	Mymensingh RWH	489,600	690,644	0.7	669,600	517,681	1.3	10,945	874	12.5	55,500	55,153	1.0	6,998	2,264	3.1
14	Noakhali RWH	298,800	269,614	1.1	655,200	162,089	4.0	5,925	598	9.9	97,000	40,335	2.4	6,900	1,229	5.6
15	Pabna RWH	892,800	500,830	1.8	1,380,960	316,934	4.4	6,500	738	8.8	92,500	43,980	2.1	7,350	900	8.2
16	Patuakhali RWH	248,400	120,013	2.1	236,160	139,274	1.7	5,600	287	19.5	69,500	25,243	2.8	8,900	906	9.8
17	Rajshahi RWH	777,600	651,611	1.2	720,000	272,009	2.6	7,574	418	18.1	104,800	35,460	3.0	13,230	1,210	10.9
18	Rangamati RWH	36,000	45,945	0.8	56,160	34,417	1.6	944	94	10.0	14,000	3,257	4.3	526	241	2.2
19	Rangpur RWH	734,400	546,391	1.3	888,480	480,812	1.8	4,275	1,274	3.4	163,000	103,309	1.6	9,780	2,679	3.7
20	Sylhet RWH	795,600	583,179	1.4	681,120	356,718	1.9	2,350	738	3.2	294,400	48,414	6.1	5,900	1,836	3.2
21	Tangail RWH	324,000	334,364	1.0	274,620	251,664	1.1	2,300	461	5.0	75,000	24,827	3.0	3,388	867	3.9

6(b). Contraceptive Stock Status by Product at Upazila

SL	Warehouse Name	Upazila Name	Condom			Shukhi			IUD			Injectables			Implant		
			CBL	AMD	MOS	CBL	AMD	MOS	CBL	AMD	MOS	CBL	AMD	MOS	CBL	AMD	MOS
1	Bandarban RWH	Alikadam	15,000	9,544	1.6	9,672	2,479	3.9	80	7	11.4	3,816	610	6.3	100	48	2.1
2	Bandarban RWH	Bandarban Sadar	16,100	4,842	3.3	8,825	4,048	2.2	54	12	4.5	2,333	643	3.6	134	28	4.8
3	Bandarban RWH	Lama	20,644	5,902	3.5	12,015	4,554	2.6	90	26	3.5	2,425	717	3.4	167	27	6.2
4	Bandarban RWH	Naikhongchhari	11,000	8,857	1.2	9,015	4,024	2.2	89	5	17.8	1,789	721	2.5	147	11	13.4
5	Bandarban RWH	Rowangchhari	8,500	2,127	4.0	4,420	1,834	2.4	57	4	14.3	1,131	144	7.9	44	21	2.1
6	Bandarban RWH	Ruma	15,088	5,434	2.8	4,431	1,551	2.9	78	4	19.5	1,228	105	11.7	101	10	10.1
7	Bandarban RWH	Thanchi	8,500	2,493	3.4	2,970	1,606	1.8	65	6	10.8	566	99	5.7	122	18	6.8
8	Bhola RWH	Bhola Sadar	31,200	12,402	2.5	21,465	9,236	2.3	215	87	2.5	10,851	4,934	2.2	62	122	0.5
9	Bhola RWH	Burhanuddin	9,150	4,329	2.1	18,120	7,902	2.3	75	22	3.4	3,614	1,603	2.3	72	54	1.3
10	Bhola RWH	Char Fasson	38,700	19,527	2.0	36,165	16,703	2.2	110	40	2.8	20,181	8,936	2.3	288	89	3.2
11	Bhola RWH	Daulat Khan	17,700	6,642	2.7	14,635	7,042	2.1	56	9	6.2	8,100	3,868	2.1	338	27	12.5
12	Bhola RWH	Hizla	16,100	7,641	2.1	11,175	4,965	2.3	21	12	1.8	3,557	1,432	2.5	102	13	7.8
13	Bhola RWH	Lalmohan	31,610	15,890	2.0	25,815	12,251	2.1	85	24	3.5	13,530	6,310	2.1	82	58	1.4
14	Bhola RWH	Manpura	10,200	4,146	2.5	6,637	2,318	2.9	34	5	6.8	4,295	2,002	2.1	12	23	0.5
15	Bhola RWH	Mehendiganj	31,500	14,412	2.2	24,615	10,957	2.2	63	28	2.3	9,991	4,575	2.2	122	8	15.3
16	Bhola RWH	Muladi	21,800	8,228	2.6	18,735	6,979	2.7	27	10	2.7	4,560	1,677	2.7	144	24	6.0
17	Bhola RWH	Tazumuddin	18,300	7,152	2.6	14,190	5,147	2.8	65	14	4.6	6,050	2,954	2.0	72	34	2.1
18	Bogura RWH	Adamdighi	46,800	9,806	4.8	31,560	6,027	5.2	84	22	3.8	1,414	324	4.4	0	51	0.0
19	Bogura RWH	Akkelpur	43,000	5,369	8.0	19,905	5,376	3.7	79	6	13.2	2,354	429	5.5	0	61	0.0
20	Bogura RWH	Atrai	41,500	13,404	3.1	38,680	11,105	3.5	213	7	30.4	1,329	450	3.0	50	36	1.4
21	Bogura RWH	Badalgachhi	40,600	16,546	2.5	23,665	12,688	1.9	115	7	16.4	3,272	1,750	1.9	100	41	2.4
22	Bogura RWH	Bogura Sadar	53,340	70,747	0.8	14,865	11,544	1.3	0	59	0.0	1,795	2,234	0.8	108	186	0.6
23	Bogura RWH	Dhamoirhat	26,100	9,218	2.8	26,745	8,818	3.0	57	12	4.8	3,195	935	3.4	100	21	4.8
24	Bogura RWH	Dhunat	80,400	31,675	2.5	44,360	19,411	2.3	102	17	6.0	4,100	1,966	2.1	144	100	1.4
25	Bogura RWH	Dhupchanchia	58,500	8,500	6.9	38,265	7,728	5.0	117	16	7.3	2,014	801	2.5	360	108	3.3

SL	Warehouse Name	Upazila Name	Condom			Shukhi			IUD			Injectables			Implant		
			CBL	AMD	MOS	CBL	AMD	MOS	CBL	AMD	MOS	CBL	AMD	MOS	CBL	AMD	MOS
26	Bogura RWH	Gabtali	83,300	42,430	2.0	46,935	15,410	3.0	79	9	8.8	5,697	2,615	2.2	0	98	0.0
27	Bogura RWH	Ghoraghat	45,900	5,856	7.8	12,300	6,150	2.0	87	21	4.1	1,599	393	4.1	82	31	2.6
28	Bogura RWH	Hakimpur	24,400	6,689	3.6	14,781	3,602	4.1	126	7	18.0	1,611	171	9.4	72	28	2.6
29	Bogura RWH	Joypurhat Sadar	57,000	21,345	2.7	34,260	12,179	2.8	175	48	3.6	2,625	1,063	2.5	442	196	2.3
30	Bogura RWH	Kahaloo	41,500	18,331	2.3	32,100	11,094	2.9	151	24	6.3	2,195	956	2.3	0	128	0.0
31	Bogura RWH	Kalai	29,700	6,551	4.5	17,715	8,482	2.1	67	9	7.4	1,170	494	2.4	100	35	2.9
32	Bogura RWH	Khetlal	28,500	8,431	3.4	18,840	4,773	3.9	63	8	7.9	959	257	3.7	244	45	5.4
33	Bogura RWH	Mahadebpur	41,900	15,636	2.7	46,125	15,169	3.0	80	13	6.2	2,194	911	2.4	294	62	4.7
34	Bogura RWH	Manda	43,800	23,531	1.9	45,360	30,250	1.5	128	51	2.5	3,455	1,900	1.8	60	79	0.8
35	Bogura RWH	Nandigram	25,400	9,683	2.6	20,445	10,990	1.9	45	2	22.5	1,450	341	4.3	194	45	4.3
36	Bogura RWH	Naogaon Sadar	60,800	23,764	2.6	36,345	16,318	2.2	80	16	5.0	3,110	1,424	2.2	4	72	0.1
37	Bogura RWH	Niamatpur	30,600	18,196	1.7	18,030	15,139	1.2	121	11	11.0	2,444	977	2.5	144	61	2.4
38	Bogura RWH	Panchbibi	45,349	14,566	3.1	13,713	9,455	1.5	40	7	5.7	1,223	716	1.7	223	101	2.2
39	Bogura RWH	Patnitala	39,300	12,710	3.1	25,817	9,673	2.7	115	14	8.2	1,975	563	3.5	412	46	9.0
40	Bogura RWH	Porsha	33,624	10,684	3.1	24,675	9,731	2.5	74	14	5.3	1,681	491	3.4	172	25	6.9
41	Bogura RWH	Raninagar	45,100	12,686	3.6	43,290	11,451	3.8	184	6	30.7	1,619	446	3.6	300	28	10.7
42	Bogura RWH	Sapahar	36,122	11,258	3.2	29,492	10,351	2.8	95	7	13.6	3,101	970	3.2	144	30	4.8
43	Bogura RWH	Sariakandi	30,300	13,168	2.3	25,845	8,485	3.0	98	22	4.5	2,511	1,135	2.2	0	132	0.0
44	Bogura RWH	Shajahanpur	92,000	44,746	2.1	32,765	16,732	2.0	91	21	4.3	2,245	1,117	2.0	72	114	0.6
45	Bogura RWH	Sherpur	60,100	31,006	1.9	38,401	18,325	2.1	67	21	3.2	3,257	1,671	1.9	144	90	1.6
46	Bogura RWH	Shibganj	59,900	26,170	2.3	43,440	20,108	2.2	41	12	3.4	8,100	3,746	2.2	0	84	0.0
47	Bogura RWH	Sonatola	49,500	21,164	2.3	27,060	15,415	1.8	150	37	4.1	2,696	1,216	2.2	0	92	0.0
48	Chattogram RWH	Anowara	28,500	12,020	2.4	35,955	10,802	3.3	64	31	2.1	1,961	999	2.0	100	47	2.1
49	Chattogram RWH	Banshkhali	34,200	16,135	2.1	41,765	11,893	3.5	87	32	2.7	4,518	2,346	1.9	252	112	2.3
50	Chattogram RWH	Boalkhali	22,700	8,293	2.7	31,409	9,516	3.3	66	29	2.3	1,183	537	2.2	150	43	3.5

SL	Warehouse Name	Upazila Name	Condom			Shukhi			IUD			Injectables			Implant		
			CBL	AMD	MOS	CBL	AMD	MOS	CBL	AMD	MOS	CBL	AMD	MOS	CBL	AMD	MOS
51	Chattogram RWH	Chakaria	41,300	18,493	2.2	31,545	15,225	2.1	244	77	3.2	8,544	3,752	2.3	560	80	7.0
52	Chattogram RWH	Chandanaish	24,900	9,542	2.6	28,440	7,858	3.6	38	33	1.2	1,502	913	1.6	10	45	0.2
53	Chattogram RWH	Cox's Bazar Sadar	69,600	31,056	2.2	78,285	18,238	4.3	271	42	6.5	6,806	3,255	2.1	965	103	9.4
54	Chattogram RWH	Dighinala	22,500	8,663	2.6	17,895	7,649	2.3	100	18	5.6	1,985	922	2.2	50	19	2.6
55	Chattogram RWH	Double Mooring	111,080	57,064	1.9	29,295	13,028	2.2	333	195	1.7	9,850	4,508	2.2	225	158	1.4
56	Chattogram RWH	Fatikchhari	72,044	23,115	3.1	69,530	15,585	4.5	44	25	1.8	4,727	2,341	2.0	228	169	1.3
57	Chattogram RWH	Hathazari	92,300	31,331	2.9	33,615	15,918	2.1	120	31	3.9	2,575	1,273	2.0	200	41	4.9
58	Chattogram RWH	Khagrachhari Sadar	23,800	5,892	4.0	18,485	5,872	3.1	150	49	3.1	1,586	756	2.1	40	23	1.7
59	Chattogram RWH	Kutubdia	23,700	3,211	7.4	8,790	3,849	2.3	215	19	11.3	4,185	1,154	3.6	288	81	3.6
60	Chattogram RWH	Lakshmichhari	12,000	2,269	5.3	9,750	2,672	3.6	31	8	3.9	383	103	3.7	50	15	3.3
61	Chattogram RWH	Lohagara	22,416	7,674	2.9	17,280	8,014	2.2	55	19	2.9	2,898	1,371	2.1	0	34	0.0
62	Chattogram RWH	Mahalchhari	6,800	3,659	1.9	5,565	4,243	1.3	24	6	4.0	373	340	1.1	150	16	9.4
63	Chattogram RWH	Maheshkhali	22,600	8,038	2.8	31,400	15,725	2.0	162	35	4.6	5,953	2,852	2.1	328	70	4.7
64	Chattogram RWH	Manikchhari	4,600	1,281	3.6	5,235	1,827	2.9	8	3	2.7	1,077	540	2.0	140	14	10.0
65	Chattogram RWH	Matiranga	23,000	8,686	2.6	12,595	7,288	1.7	70	17	4.1	1,846	913	2.0	22	40	0.6
66	Chattogram RWH	Mirsharai	34,400	15,240	2.3	29,689	14,294	2.1	104	49	2.1	4,658	2,271	2.1	300	71	4.2
67	Chattogram RWH	Panchhari	13,700	3,201	4.3	13,185	3,972	3.3	10	10	1.0	467	210	2.2	300	58	5.2
68	Chattogram RWH	Panchlaish	73,600	41,428	1.8	23,340	9,174	2.5	307	147	2.1	6,903	3,345	2.1	204	111	1.8
69	Chattogram RWH	Patiya	47,100	21,621	2.2	53,700	17,650	3.0	270	141	1.9	4,250	2,141	2.0	140	113	1.2
70	Chattogram RWH	Pekua	16,900	7,127	2.4	15,405	6,758	2.3	85	12	7.1	4,855	2,169	2.2	50	61	0.8
71	Chattogram RWH	Ramgarh	15,700	3,477	4.5	8,865	4,618	1.9	58	6	9.7	607	251	2.4	153	20	7.7
72	Chattogram RWH	Ramu	33,300	10,602	3.1	17,325	7,151	2.4	139	40	3.5	5,758	2,382	2.4	300	92	3.3
73	Chattogram RWH	Rangunia	53,800	23,290	2.3	35,085	13,452	2.6	187	63	3.0	3,382	1,661	2.0	310	53	5.8
74	Chattogram RWH	Raozan	58,296	18,409	3.2	33,795	11,856	2.9	148	55	2.7	2,939	1,393	2.1	652	115	5.7
75	Chattogram RWH	Sandwip	33,366	8,685	3.8	39,570	10,327	3.8	259	39	6.6	8,669	1,073	8.1	288	57	5.1

SL	Warehouse Name	Upazila Name	Condom			Shukhi			IUD			Injectables			Implant		
			CBL	AMD	MOS	CBL	AMD	MOS	CBL	AMD	MOS	CBL	AMD	MOS	CBL	AMD	MOS
76	Chattogram RWH	Satkania	37,700	13,106	2.9	28,980	9,839	2.9	84	23	3.7	1,871	892	2.1	100	72	1.4
77	Chattogram RWH	Sitakunda	44,400	19,846	2.2	28,485	13,618	2.1	148	65	2.3	3,876	1,820	2.1	128	43	3.0
78	Chattogram RWH	Teknaf	49,628	28,809	1.7	56,090	16,076	3.5	117	47	2.5	8,445	4,561	1.9	510	69	7.4
79	Chattogram RWH	Ukhia	42,600	4,867	8.8	17,200	4,925	3.5	56	21	2.7	4,670	1,640	2.8	400	47	8.5
80	Cumilla RWH	Akhaura	66,260	6,300	10.5	30,396	5,045	6.0	131	10	13.1	3,248	694	4.7	10	28	0.4
81	Cumilla RWH	Ashuganj	58,424	15,126	3.9	26,305	6,797	3.9	196	21	9.3	6,813	912	7.5	72	42	1.7
82	Cumilla RWH	Banchhampur	76,800	17,746	4.3	48,255	9,880	4.9	103	23	4.5	5,804	2,539	2.3	362	127	2.9
83	Cumilla RWH	Barura	109,500	19,707	5.6	2,900	17,414	0.2	127	41	3.1	4,154	2,979	1.4	150	51	2.9
84	Cumilla RWH	Bijoyagar	80,508	15,835	5.1	34,906	9,710	3.6	179	11	16.3	4,296	1,630	2.6	300	39	7.7
85	Cumilla RWH	Brahman Para	32,300	7,058	4.6	8,415	7,654	1.1	160	18	8.9	1,554	721	2.2	50	34	1.5
86	Cumilla RWH	Brahmanbaria Sadar	98,700	24,213	4.1	78,810	9,936	7.9	326	49	6.7	5,813	2,491	2.3	80	89	0.9
87	Cumilla RWH	Burichang	79,400	24,703	3.2	38,760	13,927	2.8	217	43	5.0	5,812	1,957	3.0	150	72	2.1
88	Cumilla RWH	Chandina	100,800	20,701	4.9	53,605	14,348	3.7	218	32	6.8	4,764	2,500	1.9	100	36	2.8
89	Cumilla RWH	Chandpur Sadar	62,700	15,217	4.1	37,945	12,697	3.0	360	79	4.6	6,102	2,460	2.5	200	97	2.1
90	Cumilla RWH	Chauddagam	103,900	16,488	6.3	30,375	12,158	2.5	547	26	21.0	5,001	3,172	1.6	100	30	3.3
91	Cumilla RWH	Cumilla Adarsha Sadar	47,000	34,087	1.4	23,625	16,966	1.4	610	99	6.2	5,231	3,043	1.7	290	138	2.1
92	Cumilla RWH	Cumilla Sadar Dakshin	79,200	16,641	4.8	15,170	14,426	1.1	160	34	4.7	6,628	2,715	2.4	300	43	7.0
93	Cumilla RWH	Daudkandi	111,000	11,785	9.4	45,135	8,792	5.1	158	48	3.3	4,202	1,646	2.6	0	22	0.0
94	Cumilla RWH	Debidwar	139,500	18,479	7.5	17,900	13,987	1.3	177	90	2.0	4,951	2,702	1.8	200	38	5.3
95	Cumilla RWH	Faridganj	121,400	15,102	8.0	60,540	9,902	6.1	145	35	4.1	5,455	2,582	2.1	100	92	1.1
96	Cumilla RWH	Haim Char	30,900	2,578	12.0	22,575	3,702	6.1	98	9	10.9	1,989	502	4.0	100	24	4.2
97	Cumilla RWH	Hajiganj	91,104	8,114	11.2	62,826	9,578	6.6	225	37	6.1	3,913	1,983	2.0	250	60	4.2
98	Cumilla RWH	Homna	113,100	15,796	7.2	53,865	7,469	7.2	274	27	10.1	3,066	1,282	2.4	322	16	20.1
99	Cumilla RWH	Kachua	183,100	15,243	12.0	56,175	12,390	4.5	260	51	5.1	2,372	3,382	0.7	0	50	0.0
100	Cumilla RWH	Kasba	108,300	18,996	5.7	37,875	12,296	3.1	134	20	6.7	2,841	1,133	2.5	150	46	3.3

SL	Warehouse Name	Upazila Name	Condom			Shukhi			IUD			Injectables			Implant		
			CBL	AMD	MOS	CBL	AMD	MOS	CBL	AMD	MOS	CBL	AMD	MOS	CBL	AMD	MOS
101	Cumilla RWH	Laksam	46,500	10,949	4.2	20,970	8,595	2.4	45	35	1.3	2,023	1,659	1.2	200	34	5.9
102	Cumilla RWH	Manoharganj	52,500	10,240	5.1	20,100	8,004	2.5	104	12	8.7	4,947	1,257	3.9	150	30	5.0
103	Cumilla RWH	Matlab Dakshin	76,300	11,642	6.6	47,517	6,358	7.5	240	44	5.5	3,052	1,890	1.6	215	48	4.5
104	Cumilla RWH	Matlab Uttar	93,700	15,213	6.2	31,750	11,991	2.6	201	51	3.9	4,959	1,523	3.3	50	72	0.7
105	Cumilla RWH	Meghna	48,000	5,211	9.2	35,205	4,042	8.7	50	10	5.0	1,939	808	2.4	200	27	7.4
106	Cumilla RWH	Muradnagar	62,170	37,748	1.6	14,385	17,158	0.8	236	59	4.0	3,455	3,116	1.1	300	58	5.2
107	Cumilla RWH	Nabinagar	133,300	22,686	5.9	59,265	11,754	5.0	224	14	16.0	5,378	1,656	3.2	150	86	1.7
108	Cumilla RWH	Nangalkot	70,800	21,665	3.3	25,305	10,603	2.4	288	31	9.3	7,677	2,447	3.1	0	56	0.0
109	Cumilla RWH	Nasirnagar	80,800	12,831	6.3	16,890	10,063	1.7	200	26	7.7	2,416	1,215	2.0	350	42	8.3
110	Cumilla RWH	Sarail	35,600	17,377	2.0	30,150	9,936	3.0	190	17	11.2	3,659	1,609	2.3	200	68	2.9
111	Cumilla RWH	Shahrasti	36,400	4,160	8.8	36,345	6,186	5.9	158	24	6.6	4,689	1,972	2.4	150	51	2.9
112	Cumilla RWH	Titas	96,300	11,273	8.5	46,245	4,647	10.0	105	42	2.5	2,834	1,288	2.2	175	21	8.3
113	Dhaka CWH	Araihazar	34,500	13,756	2.5	24,480	17,683	1.4	135	39	3.5	4,520	2,135	2.1	100	72	1.4
114	Dhaka CWH	Bandar	89,908	43,136	2.1	36,475	17,036	2.1	151	27	5.6	4,799	2,189	2.2	0	69	0.0
115	Dhaka CWH	Belabo	22,800	12,173	1.9	20,160	9,636	2.1	112	11	10.2	2,285	1,042	2.2	0	47	0.0
116	Dhaka CWH	Daulatpur	27,400	12,141	2.3	20,535	9,522	2.2	71	6	11.8	1,970	927	2.1	100	49	2.0
117	Dhaka CWH	Dhamrai	61,500	27,492	2.2	45,148	23,679	1.9	306	105	2.9	3,672	1,607	2.3	100	56	1.8
118	Dhaka CWH	Dohar	23,752	12,953	1.8	15,408	7,683	2.0	118	15	7.9	1,336	625	2.1	0	38	0.0
119	Dhaka CWH	Gazaria	13,300	7,013	1.9	12,240	6,647	1.8	99	6	16.5	1,334	547	2.4	81	18	4.5
120	Dhaka CWH	Gazipur Sadar	116,420	51,276	2.3	41,535	22,538	1.8	156	40	3.9	5,042	2,200	2.3	0	56	0.0
121	Dhaka CWH	Ghior	46,600	20,435	2.3	19,575	9,795	2.0	49	9	5.4	2,364	1,066	2.2	400	23	17.4
122	Dhaka CWH	Harirampur	22,532	15,278	1.5	9,375	6,127	1.5	33	11	3.0	802	384	2.1	138	39	3.5
123	Dhaka CWH	Kaliakair	60,600	25,728	2.4	53,885	18,948	2.8	175	20	8.8	1,457	720	2.0	200	45	4.4
124	Dhaka CWH	Kaliganj	57,600	28,291	2.0	13,850	14,687	0.9	175	17	10.3	2,416	1,200	2.0	150	19	7.9
125	Dhaka CWH	Kapasia	42,500	19,731	2.2	29,685	12,361	2.4	41	12	3.4	1,689	709	2.4	0	36	0.0

SL	Warehouse Name	Upazila Name	Condom			Shukhi			IUD			Injectables			Implant		
			CBL	AMD	MOS	CBL	AMD	MOS	CBL	AMD	MOS	CBL	AMD	MOS	CBL	AMD	MOS
126	Dhaka CWH	Keraniganj	83,768	48,906	1.7	49,980	27,099	1.8	216	75	2.9	7,693	3,182	2.4	660	94	7.0
127	Dhaka CWH	Lohajang	25,500	13,724	1.9	15,915	8,091	2.0	104	20	5.2	1,957	935	2.1	100	45	2.2
128	Dhaka CWH	Manikganj Sadar	29,700	41,789	0.7	22,650	16,476	1.4	212	29	7.3	4,752	2,099	2.3	0	85	0.0
129	Dhaka CWH	Manohardi	54,600	24,890	2.2	86,520	11,170	7.7	186	36	5.2	4,960	2,178	2.3	0	33	0.0
130	Dhaka CWH	Mirpur	181,300	155,237	1.2	88,515	38,900	2.3	665	260	2.6	27,281	11,491	2.4	50	307	0.2
131	Dhaka CWH	Munshiganj Sadar	56,186	27,294	2.1	34,857	17,055	2.0	76	27	2.8	3,226	1,581	2.0	100	59	1.7
132	Dhaka CWH	Narayanganj Sadar	123,700	87,280	1.4	23,895	49,030	0.5	228	82	2.8	17,327	8,693	2.0	75	159	0.5
133	Dhaka CWH	Narsingdi Sadar	107,911	57,296	1.9	46,863	46,461	1.0	217	91	2.4	11,953	7,834	1.5	71	99	0.7
134	Dhaka CWH	Nawabganj	38,900	23,572	1.7	27,501	12,946	2.1	129	14	9.2	1,890	904	2.1	200	30	6.7
135	Dhaka CWH	Palash	17,000	11,095	1.5	21,480	10,441	2.1	52	14	3.7	2,431	1,188	2.0	0	39	0.0
136	Dhaka CWH	Roypura	112,300	54,530	2.1	41,705	21,815	1.9	210	73	2.9	14,151	7,907	1.8	200	40	5.0
137	Dhaka CWH	Rupganj	87,990	40,359	2.2	25,780	32,715	0.8	117	31	3.8	6,303	3,092	2.0	0	66	0.0
138	Dhaka CWH	Saturia	19,800	9,427	2.1	16,215	7,950	2.0	52	22	2.4	1,465	722	2.0	100	37	2.7
139	Dhaka CWH	Savar	46,400	78,617	0.6	26,746	28,765	0.9	270	103	2.6	9,099	3,967	2.3	100	88	1.1
140	Dhaka CWH	Serajdikhan	52,792	22,614	2.3	35,715	18,173	2.0	125	29	4.3	3,073	1,473	2.1	100	42	2.4
141	Dhaka CWH	Shibalaya	37,970	16,945	2.2	28,230	8,469	3.3	99	9	11.0	2,870	1,397	2.1	100	64	1.6
142	Dhaka CWH	Shibpur	46,700	20,991	2.2	28,843	14,404	2.0	106	21	5.0	4,297	1,908	2.3	0	43	0.0
143	Dhaka CWH	Singair	39,400	25,539	1.5	27,010	13,541	2.0	66	12	5.5	1,874	876	2.1	100	40	2.5
144	Dhaka CWH	Sonargaon	64,700	32,225	2.0	37,260	22,083	1.7	160	39	4.1	6,116	2,924	2.1	150	76	2.0
145	Dhaka CWH	Sreenagar	70,800	35,667	2.0	40,980	19,282	2.1	112	23	4.9	3,538	1,775	2.0	300	34	8.8
146	Dhaka CWH	Sreepur	66,960	32,009	2.1	31,350	20,040	1.6	105	14	7.5	3,501	1,886	1.9	0	88	0.0
147	Dhaka CWH	Tejgaon	31,500	280,887	0.1	322,200	125,857	2.6	1,010	451	2.2	11,000	19,057	0.6	400	379	1.1
148	Dhaka CWH	Tongi	83,500	38,492	2.2	23,685	12,130	2.0	150	61	2.5	3,924	1,930	2.0	600	93	6.5
149	Dhaka CWH	Tongibari	26,300	12,126	2.2	17,925	9,099	2.0	42	5	8.4	900	430	2.1	300	26	11.5
150	Dinajpur RWH	Atwari	16,700	6,033	2.8	24,707	8,786	2.8	26	9	2.9	2,593	1,025	2.5	0	25	0.0

SL	Warehouse Name	Upazila Name	Condom			Shukhi			IUD			Injectables			Implant		
			CBL	AMD	MOS	CBL	AMD	MOS	CBL	AMD	MOS	CBL	AMD	MOS	CBL	AMD	MOS
151	Dinajpur RWH	Baliadangi	24,100	4,496	5.4	49,710	8,808	5.6	25	5	5.0	4,282	1,881	2.3	0	27	0.0
152	Dinajpur RWH	Biral	13,196	6,243	2.1	42,645	8,938	4.8	111	17	6.5	4,195	531	7.9	10	69	0.1
153	Dinajpur RWH	Birampur	21,300	5,615	3.8	50,865	5,512	9.2	95	9	10.6	1,652	324	5.1	0	52	0.0
154	Dinajpur RWH	Birganj	24,600	9,958	2.5	76,935	17,423	4.4	192	17	11.3	4,124	1,710	2.4	0	141	0.0
155	Dinajpur RWH	Bochaganj	16,894	6,411	2.6	21,720	9,095	2.4	138	19	7.3	1,543	616	2.5	150	67	2.2
156	Dinajpur RWH	Boda	19,100	9,517	2.0	11,715	16,659	0.7	66	16	4.1	5,360	2,519	2.1	0	97	0.0
157	Dinajpur RWH	Chirirbandar	15,300	7,458	2.1	16,170	13,726	1.2	116	18	6.4	3,474	1,173	3.0	8	123	0.1
158	Dinajpur RWH	Debiganj	24,800	10,466	2.4	44,715	19,146	2.3	90	18	5.0	7,300	3,707	2.0	0	57	0.0
159	Dinajpur RWH	Dinajpur Sadar	63,700	27,204	2.3	54,190	20,217	2.7	190	46	4.1	9,763	2,802	3.5	0	222	0.0
160	Dinajpur RWH	Fulbari	26,300	6,090	4.3	47,850	6,072	7.9	102	13	7.8	2,029	233	8.7	0	39	0.0
161	Dinajpur RWH	Haripur	21,900	7,509	2.9	41,490	8,395	4.9	60	6	10.0	2,740	1,212	2.3	0	24	0.0
162	Dinajpur RWH	Kaharole	14,300	4,107	3.5	17,300	8,245	2.1	111	7	15.9	1,311	592	2.2	78	97	0.8
163	Dinajpur RWH	Khansama	14,360	4,486	3.2	30,513	10,751	2.8	113	15	7.5	2,867	1,099	2.6	0	107	0.0
164	Dinajpur RWH	Nawabganj	34,900	9,476	3.7	49,065	11,677	4.2	128	7	18.3	3,940	1,256	3.1	0	55	0.0
165	Dinajpur RWH	Panchagarh Sadar	26,756	10,466	2.6	17,847	13,582	1.3	63	15	4.2	4,868	2,148	2.3	0	48	0.0
166	Dinajpur RWH	Parbatipur	32,940	19,109	1.7	23,048	13,223	1.7	182	26	7.0	6,073	2,503	2.4	200	113	1.8
167	Dinajpur RWH	Pirganj	16,800	8,789	1.9	38,970	11,332	3.4	40	12	3.3	4,887	2,732	1.8	200	48	4.2
168	Dinajpur RWH	Ranisankail	16,920	4,178	4.0	48,555	11,998	4.0	53	7	7.6	3,132	1,079	2.9	0	54	0.0
169	Dinajpur RWH	Tentulia	16,340	7,431	2.2	13,365	7,678	1.7	56	13	4.3	2,342	714	3.3	150	23	6.5
170	Dinajpur RWH	Thakurgaon Sadar	42,700	21,579	2.0	66,220	27,740	2.4	100	37	2.7	12,000	5,591	2.1	250	163	1.5
171	Faridpur RWH	Agailjhara	20,610	7,232	2.8	16,507	6,588	2.5	86	14	6.1	2,397	630	3.8	150	38	3.9
172	Faridpur RWH	Alfadanga	60,000	19,773	3.0	11,190	4,289	2.6	25	6	4.2	1,553	625	2.5	72	34	2.1
173	Faridpur RWH	Babuganj	18,100	6,079	3.0	16,950	6,086	2.8	125	24	5.2	2,177	616	3.5	100	32	3.1
174	Faridpur RWH	Baliakandi	57,722	23,695	2.4	20,078	9,909	2.0	46	29	1.6	4,471	1,231	3.6	200	58	3.4
175	Faridpur RWH	Banari Para	25,000	6,217	4.0	52,935	6,432	8.2	90	11	8.2	2,048	586	3.5	316	59	5.4

SL	Warehouse Name	Upazila Name	Condom			Shukhi			IUD			Injectables			Implant		
			CBL	AMD	MOS	CBL	AMD	MOS	CBL	AMD	MOS	CBL	AMD	MOS	CBL	AMD	MOS
176	Faridpur RWH	Barishal Sadar (kotwali)	93,300	28,007	3.3	48,390	14,114	3.4	218	67	3.3	7,277	3,388	2.1	293	129	2.3
177	Faridpur RWH	Bhanga	45,500	24,832	1.8	22,902	13,214	1.7	161	59	2.7	2,976	783	3.8	294	71	4.1
178	Faridpur RWH	Bhedarganj	36,400	13,116	2.8	22,305	7,431	3.0	47	17	2.8	6,261	1,703	3.7	144	45	3.2
179	Faridpur RWH	Boalmari	86,700	20,567	4.2	38,535	11,657	3.3	75	16	4.7	3,412	1,427	2.4	194	47	4.1
180	Faridpur RWH	Char Bhadrasan	20,800	6,393	3.3	5,949	1,266	4.7	72	11	6.5	839	179	4.7	50	25	2.0
181	Faridpur RWH	Damudya	20,468	5,303	3.9	14,490	3,214	4.5	76	12	6.3	1,485	332	4.5	100	11	9.1
182	Faridpur RWH	Faridpur Sadar	110,700	48,404	2.3	30,915	12,811	2.4	85	58	1.5	7,963	3,041	2.6	150	123	1.2
183	Faridpur RWH	Gaurnadi	27,600	9,507	2.9	21,660	9,766	2.2	57	13	4.4	4,311	1,121	3.8	50	29	1.7
184	Faridpur RWH	Goalanda	75,096	32,682	2.3	13,755	5,684	2.4	70	7	10.0	4,294	1,194	3.6	0	55	0.0
185	Faridpur RWH	Gopalganj Sadar	99,431	33,868	2.9	36,922	12,414	3.0	117	43	2.7	5,157	1,302	4.0	124	160	0.8
186	Faridpur RWH	Gosairhat	32,900	11,150	3.0	21,095	5,761	3.7	139	39	3.6	3,544	1,029	3.4	100	15	6.7
187	Faridpur RWH	Jhalokati Sadar	22,200	9,126	2.4	16,485	5,601	2.9	60	20	3.0	2,895	865	3.3	222	98	2.3
188	Faridpur RWH	Kalkini	28,900	14,411	2.0	19,230	8,315	2.3	39	22	1.8	2,288	1,211	1.9	272	89	3.1
189	Faridpur RWH	Kashiani	51,300	24,465	2.1	34,115	12,726	2.7	48	13	3.7	3,695	1,165	3.2	110	49	2.2
190	Faridpur RWH	Kotalipara	37,700	11,575	3.3	36,870	13,944	2.6	19	8	2.4	2,304	674	3.4	20	84	0.2
191	Faridpur RWH	Madaripur Sadar	55,600	22,627	2.5	30,240	12,499	2.4	245	87	2.8	10,136	4,780	2.1	72	99	0.7
192	Faridpur RWH	Madhukhali	48,000	15,018	3.2	23,355	11,269	2.1	94	30	3.1	4,157	1,326	3.1	122	63	1.9
193	Faridpur RWH	Muksudpur	77,995	30,404	2.6	22,481	18,044	1.2	46	31	1.5	4,833	1,815	2.7	0	84	0.0
194	Faridpur RWH	Nagarkanda	43,400	13,746	3.2	22,950	9,156	2.5	100	36	2.8	1,642	581	2.8	0	38	0.0
195	Faridpur RWH	Naria	24,732	11,399	2.2	19,095	7,578	2.5	0	17	0.0	2,244	839	2.7	123	36	3.4
196	Faridpur RWH	Nesarabad (swarupkati)	46,500	17,557	2.6	21,540	12,190	1.8	115	24	4.8	2,040	1,146	1.8	194	62	3.1
197	Faridpur RWH	Pangsha	89,200	39,445	2.3	39,825	15,827	2.5	147	28	5.3	4,869	2,149	2.3	532	126	4.2
198	Faridpur RWH	Rajbari Sadar	121,100	51,690	2.3	37,620	13,405	2.8	322	103	3.1	7,860	2,408	3.3	280	179	1.6
199	Faridpur RWH	Rajoir	39,100	13,709	2.9	23,046	9,056	2.5	29	12	2.4	3,112	1,322	2.4	72	39	1.8
200	Faridpur RWH	Sadarpur	35,000	13,804	2.5	25,845	6,116	4.2	78	13	6.0	2,168	507	4.3	193	27	7.1

SL	Warehouse Name	Upazila Name	Condom			Shukhi			IUD			Injectables			Implant		
			CBL	AMD	MOS	CBL	AMD	MOS	CBL	AMD	MOS	CBL	AMD	MOS	CBL	AMD	MOS
201	Faridpur RWH	Saltha	42,800	11,530	3.7	31,695	7,072	4.5	98	23	4.3	1,761	610	2.9	144	29	5.0
202	Faridpur RWH	Shariatpur Sadar	26,100	10,065	2.6	18,900	6,532	2.9	75	43	1.7	2,075	792	2.6	0	31	0.0
203	Faridpur RWH	Shib Char	87,700	26,860	3.3	42,855	15,611	2.7	99	34	2.9	4,925	2,242	2.2	144	69	2.1
204	Faridpur RWH	Tungipara	28,000	10,548	2.7	20,025	4,521	4.4	112	13	8.6	2,678	501	5.3	204	50	4.1
205	Faridpur RWH	Wazirpur	33,300	11,207	3.0	20,640	11,057	1.9	90	12	7.5	1,942	888	2.2	50	73	0.7
206	Faridpur RWH	Zanjira	49,100	15,081	3.3	29,110	5,988	4.9	117	19	6.2	2,964	749	4.0	120	44	2.7
207	Jamalpur RWH	Bakshiganj	35,500	20,756	1.7	21,175	10,186	2.1	75	19	3.9	2,066	1,066	1.9	100	64	1.6
208	Jamalpur RWH	Char Rajibpur	38,400	18,283	2.1	12,045	6,046	2.0	27	2	13.5	2,770	1,363	2.0	20	18	1.1
209	Jamalpur RWH	Dewanganj	43,980	23,049	1.9	32,505	14,499	2.2	58	27	2.1	5,767	2,736	2.1	30	85	0.4
210	Jamalpur RWH	Islampur	66,500	27,777	2.4	52,939	22,928	2.3	142	56	2.5	2,137	1,579	1.4	200	63	3.2
211	Jamalpur RWH	Jamalpur Sadar	40,500	39,020	1.0	44,450	34,725	1.3	172	57	3.0	9,982	4,582	2.2	256	124	2.1
212	Jamalpur RWH	Jhenaigati	31,900	14,661	2.2	45,925	15,664	2.9	81	13	6.2	3,329	1,578	2.1	100	47	2.1
213	Jamalpur RWH	Madarganj	39,200	15,568	2.5	17,280	12,364	1.4	220	65	3.4	1,670	940	1.8	72	122	0.6
214	Jamalpur RWH	Melandaha	70,800	26,319	2.7	44,100	20,484	2.2	100	33	3.0	4,950	2,592	1.9	150	53	2.8
215	Jamalpur RWH	Nakla	70,700	11,288	6.3	75,270	11,753	6.4	48	19	2.5	2,680	1,327	2.0	56	67	0.8
216	Jamalpur RWH	Nalitabari	45,400	18,034	2.5	38,340	15,867	2.4	82	10	8.2	3,158	1,514	2.1	140	59	2.4
217	Jamalpur RWH	Raumari	47,200	20,438	2.3	24,165	10,788	2.2	33	17	1.9	4,463	1,992	2.2	100	31	3.2
218	Jamalpur RWH	Sarishabari	39,200	24,833	1.6	37,770	15,523	2.4	73	34	2.1	3,395	1,707	2.0	100	59	1.7
219	Jamalpur RWH	Sherpur Sadar	65,300	31,821	2.1	59,580	31,629	1.9	41	22	1.9	13,525	6,957	1.9	100	67	1.5
220	Jamalpur RWH	Sreebardi	33,044	14,584	2.3	22,680	13,571	1.7	29	6	4.8	2,136	1,090	2.0	200	75	2.7
221	Jashore RWH	Abhaynagar	45,700	21,631	2.1	12,960	7,876	1.6	96	24	4.0	6,655	2,088	3.2	0	50	0.0
222	Jashore RWH	Bagher Para	33,500	19,677	1.7	16,635	7,548	2.2	121	12	10.1	3,221	1,452	2.2	322	41	7.9
223	Jashore RWH	Chaugachha	34,300	20,976	1.6	14,640	6,989	2.1	119	15	7.9	2,070	1,010	2.0	249	39	6.4
224	Jashore RWH	Harinakunda	47,100	8,635	5.5	29,340	8,119	3.6	210	10	21.0	3,120	886	3.5	244	46	5.3
225	Jashore RWH	Jashore Sadar	28,300	77,479	0.4	71,715	23,266	3.1	152	51	3.0	14,629	7,658	1.9	116	118	1.0

SL	Warehouse Name	Upazila Name	Condom			Shukhi			IUD			Injectables			Implant		
			CBL	AMD	MOS	CBL	AMD	MOS	CBL	AMD	MOS	CBL	AMD	MOS	CBL	AMD	MOS
226	Jashore RWH	Jhenaidah Sadar	41,155	22,821	1.8	31,995	12,403	2.6	139	50	2.8	5,275	2,240	2.4	162	63	2.6
227	Jashore RWH	Jhikargachha	29,700	19,535	1.5	13,350	8,847	1.5	100	26	3.8	3,600	1,739	2.1	72	38	1.9
228	Jashore RWH	Kalia	23,500	18,714	1.3	11,145	7,803	1.4	44	6	7.3	1,300	655	2.0	638	22	29.0
229	Jashore RWH	Kaliganj	40,600	22,503	1.8	29,895	9,315	3.2	140	8	17.5	3,720	1,059	3.5	0	47	0.0
230	Jashore RWH	Keshabpur	30,500	14,940	2.0	20,865	8,581	2.4	73	10	7.3	3,258	1,691	1.9	348	46	7.6
231	Jashore RWH	Kotchandpur	16,400	8,939	1.8	2,550	4,551	0.6	110	7	15.7	1,450	695	2.1	566	29	19.5
232	Jashore RWH	Lohagara	46,700	20,147	2.3	31,415	8,740	3.6	80	20	4.0	4,184	1,345	3.1	716	29	24.7
233	Jashore RWH	Magura Sadar	16,500	30,394	0.5	29,085	11,315	2.6	151	50	3.0	6,572	3,057	2.1	100	104	1.0
234	Jashore RWH	Maheshpur	51,236	18,612	2.8	36,745	6,418	5.7	90	27	3.3	7,200	3,138	2.3	216	44	4.9
235	Jashore RWH	Manirampur	39,100	29,195	1.3	41,280	16,271	2.5	205	9	22.8	11,975	5,797	2.1	488	68	7.2
236	Jashore RWH	Mohammadpur	28,400	6,696	4.2	14,419	6,728	2.1	137	13	10.5	2,159	780	2.8	100	21	4.8
237	Jashore RWH	Narail Sadar	37,300	29,285	1.3	12,720	9,308	1.4	242	13	18.6	10,733	1,882	5.7	122	52	2.3
238	Jashore RWH	Shailkupa	52,500	25,495	2.1	43,830	11,259	3.9	117	14	8.4	5,120	1,560	3.3	360	85	4.2
239	Jashore RWH	Shalikha	14,300	6,396	2.2	17,250	7,188	2.4	69	11	6.3	1,130	526	2.1	372	41	9.1
240	Jashore RWH	Sharsha	39,700	33,668	1.2	20,580	11,188	1.8	126	22	5.7	5,737	2,564	2.2	150	52	2.9
241	Jashore RWH	Sreepur	14,600	11,644	1.3	23,520	7,959	3.0	106	12	8.8	2,127	1,000	2.1	588	43	13.7
242	Khulna RWH	Assasuni	39,900	17,620	2.3	43,875	15,827	2.8	31	5	6.2	3,010	1,362	2.2	0	50	0.0
243	Khulna RWH	Bagerhat Sadar	47,100	21,028	2.2	46,305	12,011	3.9	64	15	4.3	3,204	1,334	2.4	0	90	0.0
244	Khulna RWH	Batiaghata	34,800	14,878	2.3	31,980	8,515	3.8	18	7	2.6	1,605	740	2.2	144	33	4.4
245	Khulna RWH	Bhandaria	24,900	10,954	2.3	24,585	6,595	3.7	156	16	9.8	1,995	991	2.0	194	27	7.2
246	Khulna RWH	Chitalmari	30,100	18,273	1.6	32,940	7,151	4.6	36	5	7.2	2,318	1,151	2.0	0	32	0.0
247	Khulna RWH	Dacope	37,400	9,008	4.2	35,235	6,218	5.7	32	4	8.0	1,585	578	2.7	488	63	7.7
248	Khulna RWH	Daulatpur	106,800	52,684	2.0	60,090	12,798	4.7	60	20	3.0	8,000	3,178	2.5	0	56	0.0
249	Khulna RWH	Debhata	25,800	11,801	2.2	22,290	6,253	3.6	16	6	2.7	1,378	476	2.9	0	17	0.0
250	Khulna RWH	Dumuria	45,450	30,201	1.5	71,220	15,434	4.6	110	49	2.2	5,499	2,222	2.5	0	144	0.0

SL	Warehouse Name	Upazila Name	Condom			Shukhi			IUD			Injectables			Implant		
			CBL	AMD	MOS	CBL	AMD	MOS	CBL	AMD	MOS	CBL	AMD	MOS	CBL	AMD	MOS
251	Khulna RWH	Fakirhat	32,300	10,070	3.2	32,970	5,235	6.3	36	8	4.5	1,567	586	2.7	0	32	0.0
252	Khulna RWH	Indurkani	15,000	4,212	3.6	14,625	4,225	3.5	41	9	4.6	1,516	531	2.9	0	27	0.0
253	Khulna RWH	Kachua	24,900	7,706	3.2	21,000	5,495	3.8	26	10	2.6	1,973	548	3.6	0	36	0.0
254	Khulna RWH	Kalaroa	45,400	25,562	1.8	51,075	8,018	6.4	45	5	9.0	2,922	1,194	2.4	50	28	1.8
255	Khulna RWH	Kaliganj	43,200	24,946	1.7	39,900	14,919	2.7	76	9	8.4	3,574	1,380	2.6	42	43	1.0
256	Khulna RWH	Kanthalia	6,197	4,469	1.4	14,550	4,110	3.5	30	6	5.0	1,486	763	1.9	50	31	1.6
257	Khulna RWH	Kawkhali	5,200	4,354	1.2	6,585	3,266	2.0	53	15	3.5	140	341	0.4	0	22	0.0
258	Khulna RWH	Khulna Sadar	153,300	100,804	1.5	62,790	18,407	3.4	382	219	1.7	9,360	6,229	1.5	76	48	1.6
259	Khulna RWH	Koyra	31,700	12,368	2.6	41,955	11,199	3.7	48	12	4.0	1,540	633	2.4	288	49	5.9
260	Khulna RWH	Mathbaria	37,700	15,612	2.4	72,990	14,815	4.9	88	22	4.0	3,916	1,682	2.3	0	30	0.0
261	Khulna RWH	Mollahat	29,800	10,446	2.9	9,420	8,553	1.1	77	11	7.0	1,215	454	2.7	0	47	0.0
262	Khulna RWH	Mongla	40,900	13,696	3.0	38,025	7,000	5.4	103	25	4.1	2,890	734	3.9	172	36	4.8
263	Khulna RWH	Morrelganj	66,520	20,666	3.2	64,125	19,786	3.2	210	73	2.9	5,379	2,041	2.6	0	97	0.0
264	Khulna RWH	Nazirpur	36,900	13,827	2.7	25,350	9,366	2.7	85	17	5.0	2,920	1,244	2.3	72	36	2.0
265	Khulna RWH	Paikgachha	33,300	13,780	2.4	34,980	14,838	2.4	50	9	5.6	2,100	950	2.2	0	68	0.0
266	Khulna RWH	Phultala	37,500	16,126	2.3	32,640	5,260	6.2	65	17	3.8	2,480	762	3.3	0	35	0.0
267	Khulna RWH	Pirojpur Sadar	22,800	8,765	2.6	21,480	7,324	2.9	82	33	2.5	2,503	889	2.8	42	45	0.9
268	Khulna RWH	Rajapur	9,700	6,880	1.4	15,885	4,251	3.7	14	5	2.8	1,124	610	1.8	50	13	3.8
269	Khulna RWH	Rampal	36,100	15,680	2.3	39,750	10,454	3.8	82	19	4.3	2,240	403	5.6	144	42	3.4
270	Khulna RWH	Rupsa	25,400	13,804	1.8	19,695	5,668	3.5	535	21	25.5	1,844	432	4.3	0	37	0.0
271	Khulna RWH	Sarankhola	32,200	12,775	2.5	19,520	6,895	2.8	80	8	10.0	3,275	1,326	2.5	72	32	2.3
272	Khulna RWH	Satkhira Sadar	111,100	46,242	2.4	52,840	15,708	3.4	55	22	2.5	7,845	3,863	2.0	50	70	0.7
273	Khulna RWH	Shyamnagar	46,900	16,807	2.8	46,290	15,658	3.0	81	11	7.4	2,740	844	3.2	0	56	0.0
274	Khulna RWH	Tala	34,800	18,232	1.9	41,985	13,666	3.1	136	46	3.0	4,600	2,035	2.3	0	47	0.0
275	Khulna RWH	Terokhada	30,600	15,887	1.9	38,130	7,587	5.0	50	7	7.1	1,165	356	3.3	72	26	2.8

SL	Warehouse Name	Upazila Name	Condom			Shukhi			IUD			Injectables			Implant		
			CBL	AMD	MOS	CBL	AMD	MOS	CBL	AMD	MOS	CBL	AMD	MOS	CBL	AMD	MOS
276	Kushtia RWH	Alamdanga	40,200	19,835	2.0	28,215	14,641	1.9	23	6	3.8	4,900	2,376	2.1	0	93	0.0
277	Kushtia RWH	Bheramara	52,900	23,273	2.3	17,040	8,155	2.1	3	9	0.3	3,742	1,758	2.1	12	30	0.4
278	Kushtia RWH	Chuadanga Sadar	62,500	30,154	2.1	25,125	12,137	2.1	122	33	3.7	7,043	3,244	2.2	200	49	4.1
279	Kushtia RWH	Damurhuda	43,800	18,949	2.3	17,685	10,943	1.6	57	11	5.2	6,680	3,510	1.9	0	68	0.0
280	Kushtia RWH	Daulatpur	73,000	39,393	1.9	41,685	21,333	2.0	26	5	5.2	7,988	3,633	2.2	0	24	0.0
281	Kushtia RWH	Gangni	40,000	27,364	1.5	24,210	12,163	2.0	63	11	5.7	8,724	4,349	2.0	72	19	3.8
282	Kushtia RWH	Jiban Nagar	20,100	8,487	2.4	15,990	7,905	2.0	81	23	3.5	3,757	1,740	2.2	100	57	1.8
283	Kushtia RWH	Khoksa	26,600	12,477	2.1	10,860	7,200	1.5	15	5	3.0	313	175	1.8	100	16	6.3
284	Kushtia RWH	Kumarkhali	63,600	25,611	2.5	19,543	11,959	1.6	44	16	2.8	4,729	2,336	2.0	200	75	2.7
285	Kushtia RWH	Kushtia Sadar	76,300	39,394	1.9	42,600	23,988	1.8	144	36	4.0	8,691	4,165	2.1	60	100	0.6
286	Kushtia RWH	Meherpur Sadar	52,100	25,343	2.1	20,085	8,197	2.5	14	9	1.6	5,766	2,641	2.2	251	26	9.7
287	Kushtia RWH	Mirpur	58,000	24,935	2.3	29,880	14,078	2.1	25	6	4.2	4,592	2,145	2.1	200	38	5.3
288	Kushtia RWH	Mujib Nagar	19,000	7,367	2.6	5,595	2,452	2.3	17	3	5.7	2,030	990	2.1	0	12	0.0
289	Mymensingh RWH	Atpara	23,100	8,217	2.8	31,010	7,199	4.3	16	3	5.3	1,710	720	2.4	360	46	7.8
290	Mymensingh RWH	Austagram	29,000	15,423	1.9	17,130	7,462	2.3	110	21	5.2	2,540	1,318	1.9	0	20	0.0
291	Mymensingh RWH	Bajitpur	29,680	17,372	1.7	28,260	10,744	2.6	144	19	7.6	1,708	739	2.3	144	28	5.1
292	Mymensingh RWH	Barhatta	26,700	11,337	2.4	32,115	11,179	2.9	88	7	12.6	2,654	1,376	1.9	5	46	0.1
293	Mymensingh RWH	Bhairab	42,276	27,887	1.5	21,405	14,422	1.5	15	27	0.6	2,422	1,820	1.3	0	82	0.0
294	Mymensingh RWH	Bhaluka	51,900	23,904	2.2	35,175	20,742	1.7	125	34	3.7	3,727	1,737	2.1	0	63	0.0
295	Mymensingh RWH	Dharampasha	30,300	22,854	1.3	36,525	15,422	2.4	119	17	7.0	4,234	1,857	2.3	0	68	0.0
296	Mymensingh RWH	Dhobaura	29,100	12,219	2.4	31,875	8,586	3.7	93	7	13.3	2,550	1,303	2.0	44	20	2.2
297	Mymensingh RWH	Durgapur	41,900	22,345	1.9	30,885	16,484	1.9	33	27	1.2	5,198	2,500	2.1	0	53	0.0
298	Mymensingh RWH	Fulbaria	53,900	23,561	2.3	21,825	24,081	0.9	32	40	0.8	3,069	1,540	2.0	0	42	0.0
299	Mymensingh RWH	Gaffargaon	75,555	37,748	2.0	9,420	13,335	0.7	79	18	4.4	4,300	2,163	2.0	144	54	2.7
300	Mymensingh RWH	Gauripur	42,100	15,802	2.7	21,210	14,144	1.5	76	30	2.5	3,710	1,900	2.0	144	37	3.9

SL	Warehouse Name	Upazila Name	Condom			Shukhi			IUD			Injectables			Implant		
			CBL	AMD	MOS	CBL	AMD	MOS	CBL	AMD	MOS	CBL	AMD	MOS	CBL	AMD	MOS
301	Mymensingh RWH	Haluaghat	35,000	15,910	2.2	28,905	15,291	1.9	26	30	0.9	3,945	1,853	2.1	0	47	0.0
302	Mymensingh RWH	Hossainpur	29,100	13,399	2.2	24,810	11,532	2.2	35	19	1.8	2,697	1,154	2.3	72	46	1.6
303	Mymensingh RWH	Ishwarganj	45,700	17,884	2.6	8,836	17,397	0.5	41	7	5.9	3,157	1,818	1.7	144	46	3.1
304	Mymensingh RWH	Itna	21,900	14,266	1.5	44,715	11,550	3.9	27	13	2.1	1,677	596	2.8	100	49	2.0
305	Mymensingh RWH	Kalmakanda	51,600	18,715	2.8	43,920	14,640	3.0	20	14	1.4	3,697	1,254	2.9	0	47	0.0
306	Mymensingh RWH	Karimganj	36,300	16,741	2.2	30,000	12,773	2.3	46	26	1.8	2,037	1,233	1.7	0	69	0.0
307	Mymensingh RWH	Katiadi	41,400	22,924	1.8	41,280	17,822	2.3	98	34	2.9	3,579	1,788	2.0	317	69	4.6
308	Mymensingh RWH	Kendua	33,600	15,197	2.2	17,535	12,857	1.4	56	24	2.3	2,521	1,225	2.1	58	78	0.7
309	Mymensingh RWH	Khaliajuri	17,400	6,521	2.7	49,725	5,511	9.0	54	3	18.0	992	482	2.1	0	32	0.0
310	Mymensingh RWH	Kishoreganj Sadar	64,100	28,211	2.3	28,215	17,319	1.6	137	68	2.0	4,787	2,227	2.1	0	76	0.0
311	Mymensingh RWH	Kuliar Char	31,500	19,708	1.6	22,945	11,232	2.0	123	14	8.8	2,466	1,138	2.2	0	74	0.0
312	Mymensingh RWH	Madan	33,715	13,932	2.4	19,290	10,196	1.9	54	12	4.5	2,137	707	3.0	94	61	1.5
313	Mymensingh RWH	Mithamain	23,300	9,133	2.6	52,155	7,568	6.9	1	9	0.1	825	237	3.5	72	30	2.4
314	Mymensingh RWH	Mohanganj	16,200	7,485	2.2	17,670	8,707	2.0	32	11	2.9	1,730	914	1.9	0	72	0.0
315	Mymensingh RWH	Muktagachha	39,500	24,699	1.6	26,640	17,599	1.5	47	14	3.4	3,979	1,979	2.0	388	65	6.0
316	Mymensingh RWH	Mymensingh Sadar	124,000	56,996	2.2	56,775	38,615	1.5	309	128	2.4	7,338	3,480	2.1	423	248	1.7
317	Mymensingh RWH	Nandail	24,700	15,277	1.6	2,015	14,519	0.1	86	22	3.9	4,680	2,338	2.0	144	48	3.0
318	Mymensingh RWH	Netrakona Sadar	41,180	19,685	2.1	42,465	19,441	2.2	19	5	3.8	5,559	2,489	2.2	488	93	5.2
319	Mymensingh RWH	Nikli	26,100	12,705	2.1	21,930	5,785	3.8	158	29	5.4	2,070	911	2.3	144	58	2.5
320	Mymensingh RWH	Pakundia	41,316	18,192	2.3	16,065	11,708	1.4	49	20	2.5	2,341	1,192	2.0	72	53	1.4
321	Mymensingh RWH	Phulpur	59,800	23,838	2.5	27,855	26,693	1.0	125	59	2.1	5,245	2,378	2.2	366	144	2.5
322	Mymensingh RWH	Purbadhala	31,300	15,361	2.0	55,035	12,542	4.4	74	16	4.6	4,565	1,977	2.3	50	85	0.6
323	Mymensingh RWH	Tarail	36,000	17,823	2.0	35,010	10,919	3.2	31	21	1.5	1,536	912	1.7	300	42	7.1
324	Mymensingh RWH	Trishal	47,700	27,373	1.7	19,245	21,665	0.9	92	26	3.5	3,790	1,898	2.0	244	73	3.3
325	Noakhali RWH	Begumganj	21,200	21,358	1.0	12,150	12,130	1.0	99	75	1.3	609	2,004	0.3	10	107	0.1

SL	Warehouse Name	Upazila Name	Condom			Shukhi			IUD			Injectables			Implant		
			CBL	AMD	MOS	CBL	AMD	MOS	CBL	AMD	MOS	CBL	AMD	MOS	CBL	AMD	MOS
326	Noakhali RWH	Chatkhil	12,850	4,429	2.9	14,979	3,844	3.9	13	24	0.5	1,478	666	2.2	0	34	0.0
327	Noakhali RWH	Chhagalnaiya	25,600	9,988	2.6	13,650	6,273	2.2	4	9	0.4	2,464	1,093	2.3	50	28	1.8
328	Noakhali RWH	Companiganj	25,912	12,454	2.1	22,770	6,963	3.3	22	13	1.7	2,653	1,300	2.0	200	56	3.6
329	Noakhali RWH	Daganbhuiyan	31,500	13,797	2.3	18,150	5,558	3.3	4	13	0.3	1,973	955	2.1	160	25	6.4
330	Noakhali RWH	Feni Sadar	49,700	44,314	1.1	23,629	17,670	1.3	140	109	1.3	5,745	3,847	1.5	230	123	1.9
331	Noakhali RWH	Fulgazi	21,400	8,899	2.4	9,750	4,331	2.3	18	15	1.2	1,517	717	2.1	150	23	6.5
332	Noakhali RWH	Hatiya	63,436	16,750	3.8	39,829	14,408	2.8	194	37	5.2	8,545	2,664	3.2	250	85	2.9
333	Noakhali RWH	Kabirhat	23,580	9,964	2.4	24,015	7,842	3.1	20	17	1.2	3,223	1,544	2.1	110	58	1.9
334	Noakhali RWH	Kamalnagar	16,300	6,583	2.5	12,504	5,750	2.2	48	13	3.7	6,220	3,148	2.0	105	86	1.2
335	Noakhali RWH	Lakshmipur Sadar	15,100	14,356	1.1	14,565	11,989	1.2	105	54	1.9	8,800	5,232	1.7	5	112	0.0
336	Noakhali RWH	Noakhali Sadar	3,300	26,631	0.1	6,540	11,217	0.6	44	82	0.5	2,629	3,457	0.8	0	109	0.0
337	Noakhali RWH	Parshuram	25,700	13,563	1.9	12,764	4,911	2.6	21	8	2.6	1,856	794	2.3	50	39	1.3
338	Noakhali RWH	Ramganj	17,900	7,228	2.5	8,420	4,484	1.9	63	17	3.7	3,220	1,606	2.0	100	45	2.2
339	Noakhali RWH	Ramgati	20,257	6,088	3.3	26,458	6,621	4.0	24	12	2.0	6,169	3,422	1.8	1	52	0.0
340	Noakhali RWH	Roypur	9,700	3,722	2.6	14,655	6,018	2.4	125	31	4.0	2,368	1,345	1.8	100	53	1.9
341	Noakhali RWH	Senbagh	46,700	10,315	4.5	34,325	7,098	4.8	80	16	5.0	1,914	1,091	1.8	0	53	0.0
342	Noakhali RWH	Sonagazi	32,568	16,620	2.0	22,215	10,608	2.1	65	25	2.6	5,000	2,400	2.1	128	32	4.0
343	Noakhali RWH	Sonaimuri	17,600	8,498	2.1	11,820	5,476	2.2	77	16	4.8	2,906	1,468	2.0	11	54	0.2
344	Noakhali RWH	Subarnachar	35,000	14,057	2.5	19,980	8,898	2.2	20	12	1.7	2,955	1,582	1.9	0	55	0.0
345	Pabna RWH	Atgharia	19,300	8,869	2.2	18,720	7,849	2.4	108	12	9.0	1,456	466	3.1	0	39	0.0
346	Pabna RWH	Belkuchi	84,600	47,600	1.8	44,145	21,116	2.1	132	21	6.3	3,797	1,864	2.0	0	26	0.0
347	Pabna RWH	Bera	24,100	10,820	2.2	24,420	11,937	2.0	233	63	3.7	2,744	1,382	2.0	5	43	0.1
348	Pabna RWH	Bhangura	35,200	8,534	4.1	52,185	5,871	8.9	53	10	5.3	957	182	5.3	10	24	0.4
349	Pabna RWH	Chatmohar	56,500	29,451	1.9	13,065	21,749	0.6	115	31	3.7	2,040	1,100	1.9	200	51	3.9
350	Pabna RWH	Faridpur	22,800	8,147	2.8	19,350	5,667	3.4	82	14	5.9	2,011	1,065	1.9	0	28	0.0

SL	Warehouse Name	Upazila Name	Condom			Shukhi			IUD			Injectables			Implant		
			CBL	AMD	MOS	CBL	AMD	MOS	CBL	AMD	MOS	CBL	AMD	MOS	CBL	AMD	MOS
351	Pabna RWH	Ishwardi	58,944	30,158	2.0	64,965	17,947	3.6	61	22	2.8	2,630	1,546	1.7	200	92	2.2
352	Pabna RWH	Kamarkhanda	25,200	12,737	2.0	9,690	6,856	1.4	105	16	6.6	2,181	1,062	2.1	10	24	0.4
353	Pabna RWH	Kazipur	95,000	37,125	2.6	33,325	12,260	2.7	129	46	2.8	3,850	2,325	1.7	50	88	0.6
354	Pabna RWH	Pabna Sadar	12,000	63,068	0.2	13,590	39,552	0.3	25	131	0.2	1,000	8,454	0.1	100	91	1.1
355	Pabna RWH	Royganj	37,900	16,306	2.3	42,480	22,287	1.9	95	30	3.2	3,399	2,226	1.5	150	13	11.5
356	Pabna RWH	Santhia	37,400	19,418	1.9	15,360	19,274	0.8	112	14	8.0	6,400	3,361	1.9	0	46	0.0
357	Pabna RWH	Shahjadpur	95,700	61,813	1.5	18,195	27,756	0.7	268	103	2.6	13,170	6,526	2.0	0	169	0.0
358	Pabna RWH	Sirajganj Sadar	86,900	44,199	2.0	43,920	24,182	1.8	120	59	2.0	7,000	4,066	1.7	100	53	1.9
359	Pabna RWH	Sujanagar	55,100	24,232	2.3	36,885	11,919	3.1	77	29	2.7	5,019	2,644	1.9	200	48	4.2
360	Pabna RWH	Tarash	36,700	15,648	2.3	36,015	16,420	2.2	99	35	2.8	1,914	1,029	1.9	0	30	0.0
361	Pabna RWH	Ullah Para	102,000	62,705	1.6	75,315	44,292	1.7	275	102	2.7	9,780	4,682	2.1	60	35	1.7
362	Patuakhali RWH	Amtali	26,200	11,428	2.3	31,725	15,888	2.0	54	12	4.5	3,629	1,832	2.0	0	154	0.0
363	Patuakhali RWH	Bakerganj	44,416	17,201	2.6	30,285	14,289	2.1	57	24	2.4	4,699	1,987	2.4	200	74	2.7
364	Patuakhali RWH	Bamna	9,700	3,366	2.9	6,690	4,203	1.6	73	12	6.1	582	184	3.2	72	57	1.3
365	Patuakhali RWH	Barguna Sadar	22,200	9,976	2.2	8,295	12,230	0.7	75	20	3.8	6,450	3,654	1.8	200	102	2.0
366	Patuakhali RWH	Bauphal	30,900	11,228	2.8	42,480	15,345	2.8	240	42	5.7	4,150	2,199	1.9	0	60	0.0
367	Patuakhali RWH	Betagi	13,800	5,304	2.6	8,280	5,465	1.5	75	15	5.0	1,360	670	2.0	100	23	4.3
368	Patuakhali RWH	Dashmina	12,700	3,340	3.8	9,990	4,820	2.1	77	19	4.1	1,834	886	2.1	200	42	4.8
369	Patuakhali RWH	Dumki	11,900	3,090	3.9	4,890	2,571	1.9	0	8	0.0	714	380	1.9	50	20	2.5
370	Patuakhali RWH	Galachipa	19,768	9,254	2.1	28,575	17,163	1.7	28	14	2.0	7,622	3,708	2.1	50	45	1.1
371	Patuakhali RWH	Kalapara	21,832	9,773	2.2	27,585	13,303	2.1	94	29	3.2	6,588	3,148	2.1	28	40	0.7
372	Patuakhali RWH	Mirzaganj	15,900	6,725	2.4	12,210	6,293	1.9	61	5	12.2	1,218	607	2.0	50	27	1.9
373	Patuakhali RWH	Nalchity	15,600	6,296	2.5	11,520	6,174	1.9	49	15	3.3	2,906	1,408	2.1	150	39	3.8
374	Patuakhali RWH	Patharghata	17,300	7,046	2.5	7,455	7,911	0.9	43	17	2.5	2,482	1,367	1.8	200	101	2.0
375	Patuakhali RWH	Patuakhali Sadar	34,428	15,986	2.2	19,050	13,619	1.4	190	55	3.5	6,640	3,213	2.1	290	122	2.4

SL	Warehouse Name	Upazila Name	Condom			Shukhi			IUD			Injectables			Implant		
			CBL	AMD	MOS	CBL	AMD	MOS	CBL	AMD	MOS	CBL	AMD	MOS	CBL	AMD	MOS
376	Rajshahi RWH	Bagatipara	45,500	16,247	2.8	7,920	6,178	1.3	13	4	3.3	834	368	2.3	26	46	0.6
377	Rajshahi RWH	Bagha	57,300	26,172	2.2	48,855	8,513	5.7	79	6	13.2	3,125	1,452	2.2	0	27	0.0
378	Rajshahi RWH	Baghmara	83,200	42,846	1.9	56,940	28,272	2.0	143	47	3.0	4,256	2,011	2.1	500	54	9.3
379	Rajshahi RWH	Baraigram	58,500	26,098	2.2	41,745	15,098	2.8	57	28	2.0	4,100	2,056	2.0	20	70	0.3
380	Rajshahi RWH	Bholahat	25,000	9,206	2.7	10,530	4,645	2.3	48	6	8.0	1,468	660	2.2	0	17	0.0
381	Rajshahi RWH	Boalia	132,170	50,608	2.6	30,965	6,631	4.7	139	58	2.4	8,782	2,877	3.1	305	130	2.3
382	Rajshahi RWH	Chapai Nababganj Sadar	106,800	49,483	2.2	36,615	16,630	2.2	120	68	1.8	7,500	3,389	2.2	0	36	0.0
383	Rajshahi RWH	Charghat	51,600	23,822	2.2	22,725	11,996	1.9	41	19	2.2	1,250	666	1.9	0	59	0.0
384	Rajshahi RWH	Durgapur	88,000	20,654	4.3	32,760	8,714	3.8	15	5	3.0	1,236	534	2.3	0	25	0.0
385	Rajshahi RWH	Godagari	112,400	55,695	2.0	51,045	17,054	3.0	29	10	2.9	6,444	3,085	2.1	0	34	0.0
386	Rajshahi RWH	Gomastapur	61,500	27,341	2.2	25,335	11,893	2.1	50	20	2.5	2,611	1,165	2.2	0	25	0.0
387	Rajshahi RWH	Gurudaspur	80,600	36,018	2.2	30,825	15,448	2.0	15	7	2.1	2,186	1,285	1.7	0	86	0.0
388	Rajshahi RWH	Lalpur	78,000	22,390	3.5	38,175	16,324	2.3	49	21	2.3	3,676	1,636	2.2	0	55	0.0
389	Rajshahi RWH	Mohanpur	36,514	14,955	2.4	19,980	9,025	2.2	13	4	3.3	4,528	2,053	2.2	0	42	0.0
390	Rajshahi RWH	Nachole	36,000	11,879	3.0	19,365	5,275	3.7	19	5	3.8	2,000	1,035	1.9	0	17	0.0
391	Rajshahi RWH	Natore Sadar	87,300	40,086	2.2	32,820	15,472	2.1	105	40	2.6	3,259	1,407	2.3	5	131	0.0
392	Rajshahi RWH	Paba	94,200	44,135	2.1	26,240	11,652	2.3	18	5	3.6	8,220	3,381	2.4	0	29	0.0
393	Rajshahi RWH	Puthia	64,480	26,320	2.4	54,210	10,833	5.0	23	8	2.9	2,545	1,206	2.1	0	35	0.0
394	Rajshahi RWH	Shibganj	94,500	46,666	2.0	48,510	17,036	2.8	15	21	0.7	4,893	2,361	2.1	100	30	3.3
395	Rajshahi RWH	Singra	84,360	42,707	2.0	53,265	22,015	2.4	63	20	3.2	3,606	1,862	1.9	100	125	0.8
396	Rajshahi RWH	Tanore	42,000	18,283	2.3	26,520	13,305	2.0	42	16	2.6	2,167	971	2.2	0	137	0.0
397	Rangamati RWH	Baghaichhari	7,000	8,591	0.8	7,045	5,643	1.2	32	3	10.7	752	323	2.3	60	16	3.8
398	Rangamati RWH	Barkal	34,800	3,855	9.0	14,505	3,146	4.6	25	2	12.5	1,982	347	5.7	92	11	8.4
399	Rangamati RWH	Belai Chhari	7,957	1,576	5.0	7,963	2,167	3.7	25	2	12.5	934	126	7.4	70	10	7.0
400	Rangamati RWH	Jurai Chhari	10,000	2,205	4.5	12,660	1,779	7.1	26	2	13.0	655	148	4.4	100	6	16.7

SL	Warehouse Name	Upazila Name	Condom			Shukhi			IUD			Injectables			Implant		
			CBL	AMD	MOS	CBL	AMD	MOS	CBL	AMD	MOS	CBL	AMD	MOS	CBL	AMD	MOS
401	Rangamati RWH	Kaptai	31,800	5,486	5.8	14,805	2,932	5.0	69	2	34.5	1,766	381	4.6	50	32	1.6
402	Rangamati RWH	Kawkhali (betbunia)	9,000	3,399	2.6	6,345	2,989	2.1	3	5	0.6	1,109	513	2.2	12	40	0.3
403	Rangamati RWH	Langadu	33,000	5,366	6.1	11,785	4,103	2.9	27	8	3.4	1,395	388	3.6	137	36	3.8
404	Rangamati RWH	Naniarchar	33,300	4,749	7.0	18,610	4,058	4.6	15	2	7.5	2,091	243	8.6	100	15	6.7
405	Rangamati RWH	Rajsthali	6,200	1,474	4.2	8,880	1,638	5.4	34	2	17.0	771	90	8.6	110	21	5.2
406	Rangamati RWH	Rangamati Sadar	34,600	9,244	3.7	15,735	5,962	2.6	122	66	1.8	2,374	698	3.4	240	54	4.4
407	Rangpur RWH	Aditmari	13,200	14,458	0.9	23,865	11,893	2.0	183	89	2.1	6,581	3,432	1.9	0	75	0.0
408	Rangpur RWH	Badarganj	25,900	11,542	2.2	23,211	16,240	1.4	75	43	1.7	6,520	3,254	2.0	332	73	4.5
409	Rangpur RWH	Bhurungamari	32,400	20,815	1.6	10,950	8,488	1.3	47	20	2.4	5,825	3,320	1.8	0	24	0.0
410	Rangpur RWH	Chilmari	28,300	12,860	2.2	6,970	7,446	0.9	81	12	6.8	2,368	1,054	2.2	200	38	5.3
411	Rangpur RWH	Dimla	23,500	7,878	3.0	4,620	19,274	0.2	48	24	2.0	3,951	2,220	1.8	400	109	3.7
412	Rangpur RWH	Domar	31,800	7,938	4.0	22,980	13,805	1.7	53	25	2.1	5,156	2,285	2.3	72	90	0.8
413	Rangpur RWH	Fulchhari	25,900	22,739	1.1	13,020	9,913	1.3	89	29	3.1	4,968	2,740	1.8	0	32	0.0
414	Rangpur RWH	Gaibandha Sadar	44,200	20,409	2.2	34,140	23,200	1.5	115	42	2.7	9,751	4,432	2.2	130	152	0.9
415	Rangpur RWH	Gangachara	30,312	13,485	2.2	19,691	12,819	1.5	48	46	1.0	8,828	4,481	2.0	0	120	0.0
416	Rangpur RWH	Gobindaganj	86,300	46,958	1.8	38,780	23,339	1.7	73	15	4.9	8,538	4,117	2.1	304	76	4.0
417	Rangpur RWH	Hatibandha	20,300	10,006	2.0	22,050	12,353	1.8	97	31	3.1	4,494	2,154	2.1	50	95	0.5
418	Rangpur RWH	Jaldhaka	42,300	14,611	2.9	18,520	21,060	0.9	189	30	6.3	7,741	3,984	1.9	0	83	0.0
419	Rangpur RWH	Kaliganj	49,700	6,696	7.4	16,260	11,771	1.4	76	43	1.8	2,725	1,674	1.6	0	66	0.0
420	Rangpur RWH	Kaunia	36,300	14,879	2.4	7,695	8,772	0.9	51	12	4.3	5,247	2,573	2.0	0	63	0.0
421	Rangpur RWH	Kishoreganj	13,700	5,439	2.5	10,280	15,340	0.7	66	32	2.1	2,325	1,486	1.6	2	86	0.0
422	Rangpur RWH	Kurigram Sadar	21,200	12,192	1.7	18,675	11,044	1.7	109	50	2.2	5,486	3,091	1.8	0	55	0.0
423	Rangpur RWH	Lalmonirhat Sadar	28,000	12,573	2.2	14,595	8,858	1.6	72	12	6.0	7,481	3,541	2.1	0	83	0.0
424	Rangpur RWH	Mitha Pukur	41,100	26,377	1.6	16,125	12,420	1.3	70	20	3.5	8,350	3,649	2.3	0	91	0.0
425	Rangpur RWH	Nageshwari	36,800	17,455	2.1	16,225	13,250	1.2	86	36	2.4	9,091	4,983	1.8	0	47	0.0

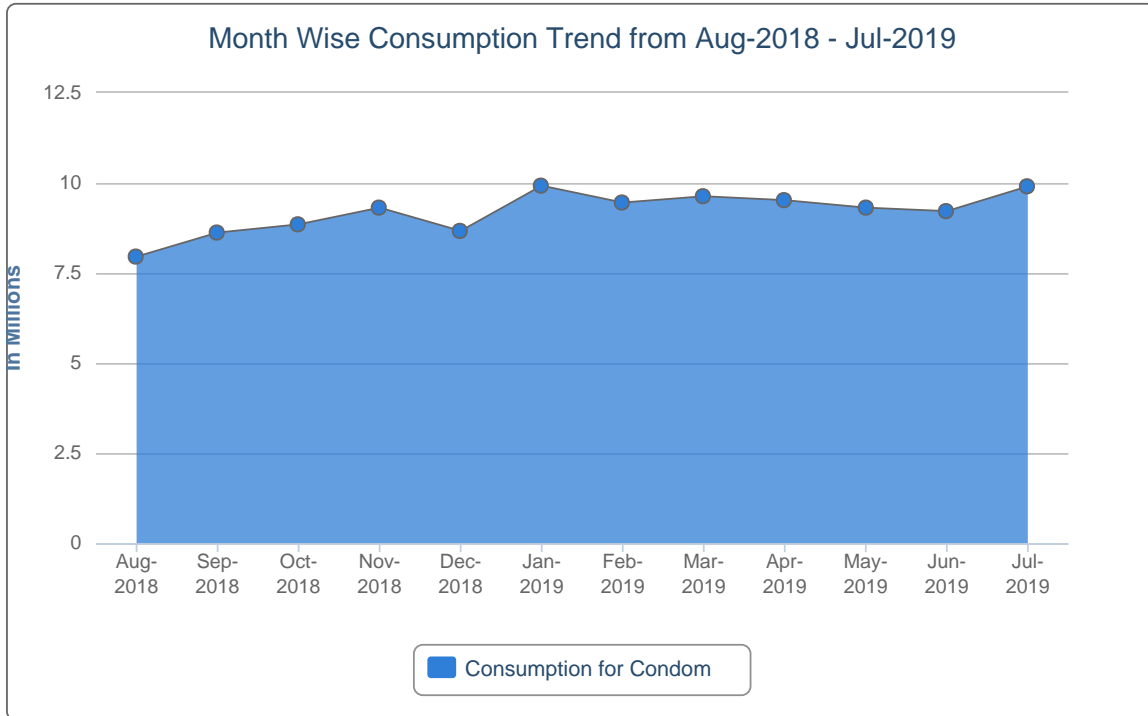
SL	Warehouse Name	Upazila Name	Condom			Shukhi			IUD			Injectables			Implant		
			CBL	AMD	MOS	CBL	AMD	MOS	CBL	AMD	MOS	CBL	AMD	MOS	CBL	AMD	MOS
426	Rangpur RWH	Nilphamari Sadar	33,300	14,907	2.2	35,025	27,875	1.3	105	50	2.1	7,661	3,767	2.0	0	96	0.0
427	Rangpur RWH	Palashbari	18,932	7,653	2.5	17,314	7,803	2.2	80	12	6.7	4,487	2,292	2.0	0	79	0.0
428	Rangpur RWH	Patgram	18,000	7,543	2.4	17,255	10,437	1.7	70	8	8.8	3,595	1,978	1.8	0	28	0.0
429	Rangpur RWH	Phulbari	17,900	6,803	2.6	26,315	11,932	2.2	164	88	1.9	5,600	2,971	1.9	272	49	5.6
430	Rangpur RWH	Pirgachha	41,800	20,829	2.0	27,645	16,861	1.6	150	78	1.9	6,650	3,510	1.9	0	84	0.0
431	Rangpur RWH	Pirganj	40,900	20,288	2.0	19,155	15,911	1.2	115	60	1.9	5,600	2,612	2.1	172	81	2.1
432	Rangpur RWH	Rajarhat	35,400	18,072	2.0	16,910	10,081	1.7	121	44	2.8	5,434	2,920	1.9	0	42	0.0
433	Rangpur RWH	Rangpur Sadar	66,300	30,057	2.2	55,465	22,446	2.5	164	72	2.3	7,800	4,852	1.6	222	249	0.9
434	Rangpur RWH	Sadullapur	41,300	31,269	1.3	18,015	19,231	0.9	122	59	2.1	8,521	4,200	2.0	4	54	0.1
435	Rangpur RWH	Saghata	12,400	10,523	1.2	720	8,834	0.1	71	24	3.0	2,040	1,412	1.4	50	34	1.5
436	Rangpur RWH	Saidpur	23,800	14,921	1.6	11,610	9,054	1.3	60	13	4.6	3,234	1,580	2.0	0	65	0.0
437	Rangpur RWH	Sundarganj	82,500	38,469	2.1	48,071	36,214	1.3	266	124	2.1	14,907	7,626	2.0	0	246	0.0
438	Rangpur RWH	Taraganj	20,000	6,794	2.9	13,510	7,537	1.8	38	9	4.2	2,269	1,048	2.2	0	71	0.0
439	Rangpur RWH	Ulipur	33,400	18,953	1.8	7,805	15,311	0.5	106	22	4.8	8,821	4,071	2.2	0	43	0.0
440	Sylhet RWH	Ajmiriganj	8,500	3,768	2.3	8,730	5,125	1.7	43	3	14.3	636	327	1.9	0	41	0.0
441	Sylhet RWH	Bahubal	13,928	5,452	2.6	8,702	4,666	1.9	25	8	3.1	744	408	1.8	128	31	4.1
442	Sylhet RWH	Balaganj	62,900	33,681	1.9	29,145	13,269	2.2	63	21	3.0	4,217	2,033	2.1	150	54	2.8
443	Sylhet RWH	Baniachong	19,760	11,282	1.8	720	12,111	0.1	21	6	3.5	1,436	805	1.8	57	31	1.8
444	Sylhet RWH	Barlekha	12,940	6,400	2.0	10,680	6,167	1.7	23	5	4.6	1,037	468	2.2	72	58	1.2
445	Sylhet RWH	Beani Bazar	24,600	18,389	1.3	15,505	6,375	2.4	45	12	3.8	800	626	1.3	5	41	0.1
446	Sylhet RWH	Bishwambarpur	22,450	6,414	3.5	12,855	6,209	2.1	1	8	0.1	997	487	2.0	4	30	0.1
447	Sylhet RWH	Bishwanath	24,072	8,572	2.8	16,484	3,753	4.4	28	13	2.2	1,178	425	2.8	202	43	4.7
448	Sylhet RWH	Chhatak	31,790	13,554	2.3	18,840	9,091	2.1	110	63	1.7	1,035	621	1.7	101	33	3.1
449	Sylhet RWH	Chunarughat	26,650	9,248	2.9	17,560	12,811	1.4	37	7	5.3	2,300	1,087	2.1	1	36	0.0
450	Sylhet RWH	Companiganj	35,600	14,915	2.4	14,550	7,551	1.9	26	3	8.7	2,846	1,403	2.0	51	23	2.2

SL	Warehouse Name	Upazila Name	Condom			Shukhi			IUD			Injectables			Implant		
			CBL	AMD	MOS	CBL	AMD	MOS	CBL	AMD	MOS	CBL	AMD	MOS	CBL	AMD	MOS
451	Sylhet RWH	Dakshin Sunamganj	26,200	10,455	2.5	21,330	7,427	2.9	28	11	2.5	1,445	675	2.1	70	29	2.4
452	Sylhet RWH	Dakshin Surma	59,600	32,921	1.8	28,935	13,215	2.2	61	6	10.2	2,760	1,389	2.0	135	24	5.6
453	Sylhet RWH	Derai	33,004	24,035	1.4	27,117	11,102	2.4	59	14	4.2	2,096	883	2.4	50	47	1.1
454	Sylhet RWH	Dowarabazar	34,000	11,274	3.0	38,990	10,777	3.6	69	6	11.5	2,358	847	2.8	56	108	0.5
455	Sylhet RWH	Fenchuganj	17,300	6,152	2.8	11,685	3,188	3.7	29	11	2.6	743	274	2.7	100	24	4.2
456	Sylhet RWH	Golapganj	43,900	24,606	1.8	13,755	6,593	2.1	2	8	0.3	1,407	648	2.2	55	32	1.7
457	Sylhet RWH	Gowainghat	39,300	23,424	1.7	19,365	10,454	1.9	67	12	5.6	6,860	3,335	2.1	0	36	0.0
458	Sylhet RWH	Habiganj Sadar	26,746	17,480	1.5	26,951	15,438	1.7	87	84	1.0	2,712	1,505	1.8	200	52	3.8
459	Sylhet RWH	Jagannathpur	32,200	13,157	2.4	17,825	7,104	2.5	65	21	3.1	1,031	391	2.6	10	54	0.2
460	Sylhet RWH	Jaintiapur	35,100	19,666	1.8	9,405	8,316	1.1	26	17	1.5	3,977	2,674	1.5	25	34	0.7
461	Sylhet RWH	Jamalganj	34,200	12,438	2.7	21,075	10,217	2.1	68	4	17.0	2,529	1,214	2.1	0	31	0.0
462	Sylhet RWH	Juri	18,000	7,464	2.4	15,015	5,168	2.9	52	20	2.6	1,045	410	2.5	10	61	0.2
463	Sylhet RWH	Kamalganj	37,100	14,966	2.5	29,970	11,227	2.7	60	42	1.4	2,195	1,027	2.1	60	64	0.9
464	Sylhet RWH	Kanaighat	18,828	24,315	0.8	22,515	12,529	1.8	45	16	2.8	5,293	2,549	2.1	10	43	0.2
465	Sylhet RWH	Kulaura	35,000	11,893	2.9	26,815	10,650	2.5	34	8	4.3	4,701	2,284	2.1	100	35	2.9
466	Sylhet RWH	Lakhai	11,900	5,429	2.2	10,350	6,436	1.6	35	8	4.4	733	394	1.9	20	31	0.6
467	Sylhet RWH	Madhabpur	21,500	8,894	2.4	29,280	14,763	2.0	16	7	2.3	1,556	785	2.0	5	35	0.1
468	Sylhet RWH	Maulvibazar Sadar	22,500	11,206	2.0	12,120	9,109	1.3	55	64	0.9	1,930	903	2.1	45	40	1.1
469	Sylhet RWH	Nabiganj	36,000	8,481	4.2	32,535	10,924	3.0	49	12	4.1	1,316	507	2.6	78	50	1.6
470	Sylhet RWH	Rajnagar	22,800	10,210	2.2	23,735	9,950	2.4	34	13	2.6	2,688	1,213	2.2	100	39	2.6
471	Sylhet RWH	Sreemangal	31,600	13,507	2.3	21,060	10,923	1.9	36	20	1.8	2,656	1,267	2.1	50	94	0.5
472	Sylhet RWH	Sulla	16,100	7,308	2.2	13,395	5,040	2.7	23	2	11.5	715	361	2.0	50	26	1.9
473	Sylhet RWH	Sunamganj Sadar	38,900	14,776	2.6	18,689	8,547	2.2	151	38	4.0	2,893	1,245	2.3	53	63	0.8
474	Sylhet RWH	Sylhet Sadar	41,300	78,434	0.5	46,775	28,223	1.7	326	134	2.4	10,600	10,552	1.0	119	247	0.5
475	Sylhet RWH	Tahirpur	38,944	15,784	2.5	20,865	11,144	1.9	25	3	8.3	155	836	0.2	0	57	0.0

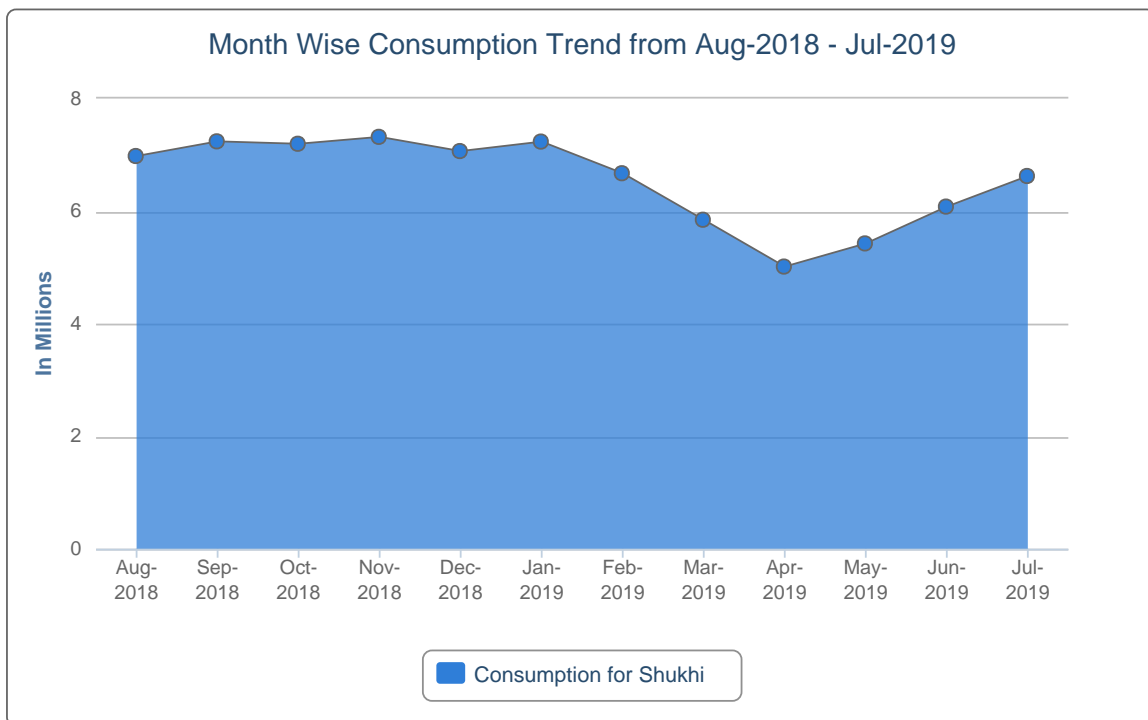
SL	Warehouse Name	Upazila Name	Condom			Shukhi			IUD			Injectables			Implant		
			CBL	AMD	MOS	CBL	AMD	MOS	CBL	AMD	MOS	CBL	AMD	MOS	CBL	AMD	MOS
476	Sylhet RWH	Zakiganj	37,560	23,229	1.6	25,926	11,126	2.3	46	8	5.8	3,483	1,556	2.2	10	59	0.2
477	Tangail RWH	Basail	37,800	18,793	2.0	54,217	14,693	3.7	118	26	4.5	3,404	1,093	3.1	0	101	0.0
478	Tangail RWH	Bhuapur	40,000	22,799	1.8	44,073	16,898	2.6	108	41	2.6	6,132	1,683	3.6	100	61	1.6
479	Tangail RWH	Chauhali	18,200	15,438	1.2	40,280	7,706	5.2	50	10	5.0	2,000	1,155	1.7	161	38	4.2
480	Tangail RWH	Delduar	35,400	23,413	1.5	14,097	17,798	0.8	105	32	3.3	2,780	1,166	2.4	172	43	4.0
481	Tangail RWH	Ghatail	38,600	47,244	0.8	43,920	32,203	1.4	100	31	3.2	4,600	3,743	1.2	344	79	4.4
482	Tangail RWH	Gopalpur	33,800	19,964	1.7	49,050	14,871	3.3	113	24	4.7	6,578	1,873	3.5	100	62	1.6
483	Tangail RWH	Kalihati	75,100	27,573	2.7	69,300	22,923	3.0	201	74	2.7	7,026	3,427	2.1	66	62	1.1
484	Tangail RWH	Madhupur	98,100	29,302	3.3	390	30,763	0.0	135	27	5.0	5,614	3,172	1.8	272	74	3.7
485	Tangail RWH	Mirzapur	45,100	27,421	1.6	25,560	26,097	1.0	166	50	3.3	5,669	1,138	5.0	0	69	0.0
486	Tangail RWH	Nagarpur	31,000	33,115	0.9	47,505	21,606	2.2	230	71	3.2	2,233	2,314	1.0	0	98	0.0
487	Tangail RWH	Sakhipur	52,500	24,673	2.1	41,211	22,368	1.8	60	26	2.3	4,865	994	4.9	0	42	0.0
488	Tangail RWH	Tangail Sadar	36,300	44,629	0.8	48,615	23,738	2.0	165	49	3.4	7,286	3,069	2.4	200	138	1.4

7. Month-wise Consumption Trend

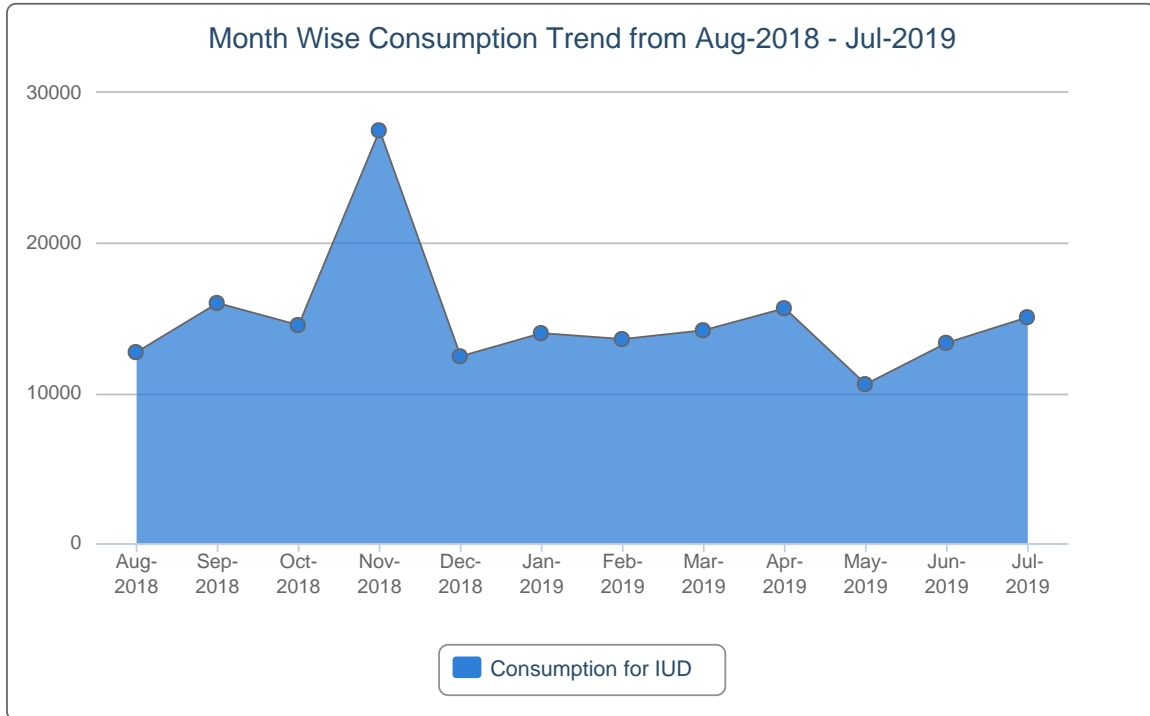
7(a).



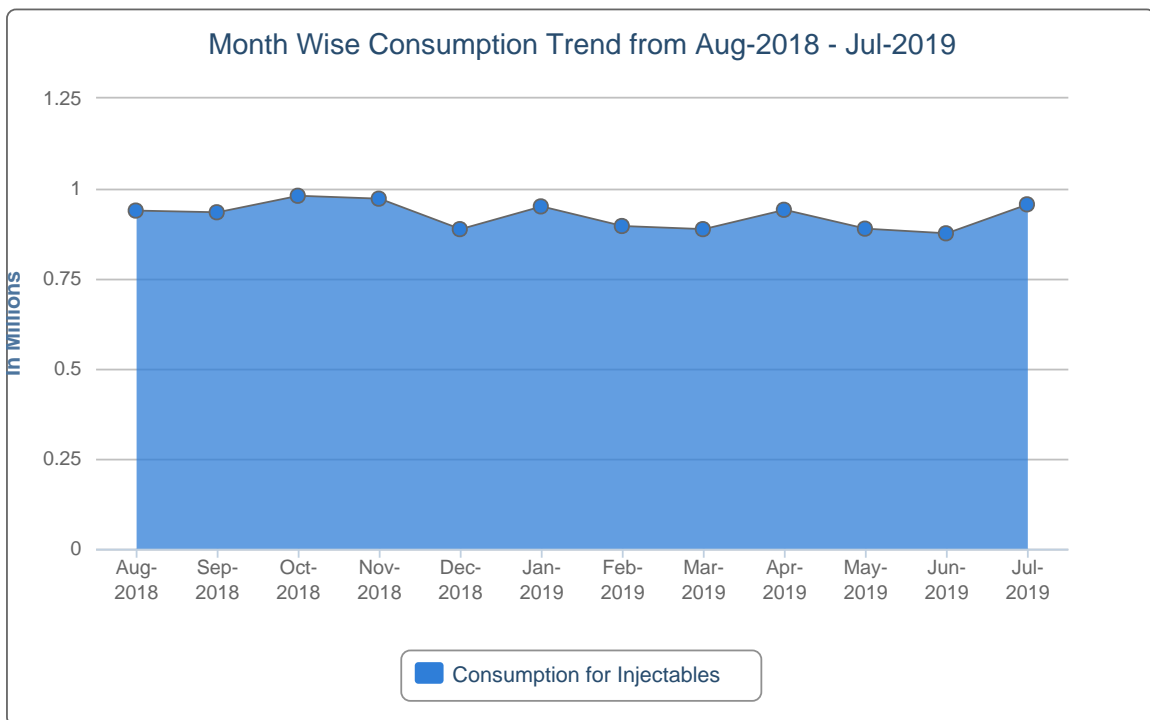
7(b).



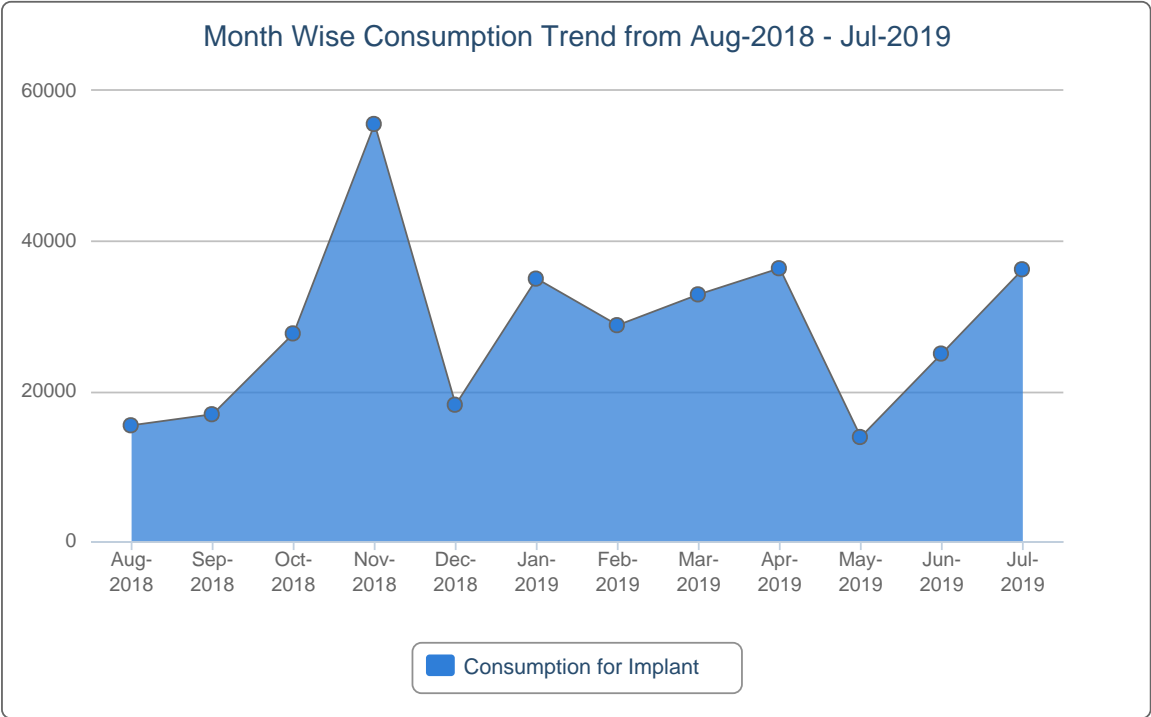
7(c).



7(d).



7(e).



8. Report on Upazila and Warehouse Having Stock Out in last month

SL	Products Name	No of Stockout WH	% of Stockout WH	No of Stockout Upazila Store	% of Stockout Upazila Store	No of Stockout Upazila Field	% of Stockout Upazila Field
1	Condom	0	0%	0	0%	0	0%
2	Shukhi	0	0%	0	0%	0	0%
3	IUD	0	0%	3	1%	0	0%
4	Injectables	0	0%	0	0%	0	0%
5	Implant (Total)	0	0%	-	-	0	0%

List of Stock Out Warehouses

SL	Commodity	Warehouse	Phone
<i>No StockOut in Warehouse</i>			

List of StockOut Upazilas

SL	Commodity	Warehouse	District	Upazila	Phone
1	IUD	Bogura RWH	Bogura	Bogura Sadar, Bogura	01749672134
2	IUD	Faridpur RWH	Shariatpur	Naria, Shariatpur	01717184510
3	IUD	Patuakhali RWH	Patuakhali	Dumki, Patuakhali	01727802566

“ছেলে হোক, মেয়ে হোক,
দু’টি সন্তানই যথেষ্ট”

Management Information System (MIS)
Directorate General of Family Planning (DGFP)
6, Kawran Bazar, Dhaka- 1215
Email: dirmis@dgfp.gov.bd, dirls@dgfp.gov.bd
www.dgfp.gov.bd, www.scmpbd.org

If you need more information, please visit at <https://www.scmpbd.org>