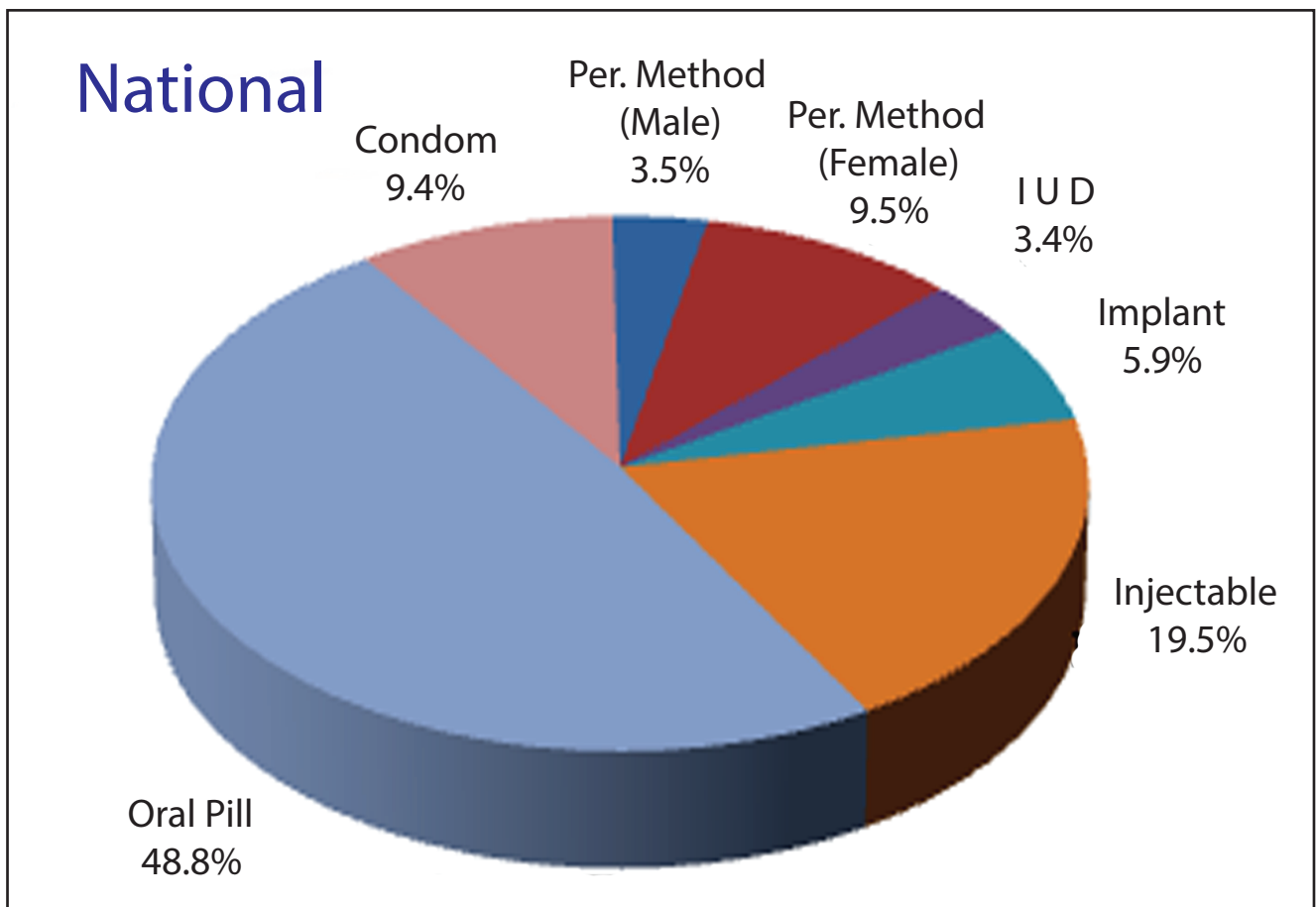


ছেলে হোক, মেয়ে হোক  
দু'টি সন্তানই যথেষ্ট

# MONTHLY REPORT ON FAMILY PLANNING, MATERNAL & CHILD HEALTH, REPRODUCTIVE HEALTH AND NUTRITION SERVICES May, 2022

## Method-Mix for the month of May 2022



Management Information System (MIS) Unit  
Directorate General of Family Planning  
6 Kawran Bazar, Dhaka-1215

[www.dgfpmis.org](http://www.dgfpmis.org)



# Preface

I am delighted to publish the monthly report of May/2022 of Management Information System (MIS) of Directorate General of Family Planning (DGFP). This monthly report displays our continuous effort to preserve quality data which can be used as a major tool kit for better management and evidence based decision making regarding future plan of FP MCH & ADH. The report consists of several information on demographic data associated with family planning, maternal & child health, reproductive health and nutrition services across the country. The report is a regular monthly issue designed to incorporate monthly service statistical progress at district and upazila level.

MIS Unit of Directorate General of Family Planning consists of three sub systems namely Service Statistics (SS), Logistic Management Information System (LMIS) and Human Resource Information System (HRIS). In the year 2011, MIS Unit has developed web-based software to collect, collate and compile service statistics from field level. Online reporting is already an established system at upazila level and we have a plan to scale up e-MIS report at all administrative tiers across the country under 4<sup>th</sup> sector program.

It is important to mention that this monthly report provides mainly service statistics information received from field workers, service delivery points and NGOs other than urban areas. Generally, the objectives of MIS are to develop and strengthen reliable information management system. We are hopeful that this report will help the users at all levels to compare and analyze the latest information on family planning, maternal, child and adolescent health.

Finally, I convey my sincere thanks to the personnel of MIS Unit who have made diligent effort to prepare this report in time. I cordially request all the users of this monthly report to provide their valuable suggestions and feedback (if any) through the e-mail address ([dirmis@dgfp.gov.bd](mailto:dirmis@dgfp.gov.bd)) for its further improvement.

Md. Shahadat Hossain  
Director (MIS) & Line Director  
Directorate General of Family Planning

# Table of Contents

<b><u>Sl. No</u></b>	<b><u>Contents</u></b>	<b><u>Page #</u></b>
1.	At a glance of FP Performance for the month of April 2022 and May 2022.....	02
2.	At a glance of the MCH and Reproductive Health Services for the month April.'22 and May.'22...	03
3.	At a glance of the Nutrition services for the month of April 2022 and May 2022.....	04
4.	Introduction .....	05
5.	Family Planning Performance (CAR Related) .....	05
6.	MCH Performance .....	05
7.	Nutrition Programs of the Directorate General of Family Planning .....	06
8.	Highlights May 2022.....	06
9.	Table Analysis .....	07
10.	Remarks .....	09
11.	Clarification about some information .....	09
12.	Highest and Lowest Performing districts in clinical methods .....	10
13.	National Projection, Performance and Achievement Rate of Contraceptive Methods .....	11
14.	List of Division according to descending order of Achievement Rate against their projections of Clinical Methods for the period July 2021 to May 2022.....	11
15.	List of 3(three) districts achieved the highest Achievement Rate of Clinical Methods against their Projections for the period July 2021 to May 2022.....	11
16.	List of 3(three) districts achieved the lowest Achievement Rate of Clinical Methods against their Projections for the period July'21 to May'22	11
17.	Comparative Statement of contraceptives performance for the period between July 20 to May 21 and July 21 to May 22.....	12
18.	Performance & Distribution of Contraceptives by Method for the month of April 22 to May 22	12
19.	Contribution of Government, NGOs and Multisectors in respect of Contraceptive Performance during May 2022.....	12
21.	Division wise and NGOs and Multisectors wise Contraceptive Performance for the month of May 2022	13
21.	District wise Projection, Performance and Achievement Rate of Permanent and Long Acting Methods	17
22.	District wise Projection, Performance and Achievement Rate of Short Acting Methods .....	19
23.	Method wise Users (Normal & Postpartum as Old, New, Dropout, Postpartum Expire)and CAR by District at the end of May 2022.....	21
24.	Number of New and Total Acceptors up to the end of April 2022 and May 2022.....	33
25.	CAR (%) by Division up to the end of April 2022 and May 2022.....	33
26.	District by Range of CAR up to the end of May 2022.....	34
27.	District by Range of CAR up to the end of May 2022.....	34
28.	List of Upaziala achieved CAR >70% up to the end of May 2022.....	35
29.	List of Upaziala achieved CAR 60-70% up to the end of May 2022.....	38
30.	Method wise numbers of Dropout and Switch Over by Division up to the end of April'22 and May '22	39
31.	Contraceptive acceptors and acceptance Rate by Division up to the end of April'22 and May'22....	39
32.	Status of Contraceptive Method-Mix based on CAR at the end of the month of May 2022.	39
33.	Pie-Chart of Method-Mix for the month of May 2022.....	40
34.	Performance by type of MCH services for the month of April'21 and May'22	41
35.	Performance by type of Nutrition services for the month of April'21 and May'22.....	42
36.	Summary of the Couples and Acceptors by Month since May 2022...	43
37.	Performance of RH-EOC of MCWCs, MCHTI & MFSTC for the month of May 2022.....	45
38.	City Corporation wise Contraceptive Acceptors and Acceptance Rate(CAR) (Partial) at the end of the month of May 2022.....	47

## At a glance of the FP Performance for the Month of April 2022 and May 2022

Indicators	April	May
Numbers of Total Eligible Couple (Including Part of the city Corporation)	27856862	27772682
Numbers of Total Acceptors (Including Part of the city Corporation)	21884646	21792615
CAR(%) (Contraceptive Acceptance Rate)	78.56	78.47
<b>Method specific acceptors (Cumulative) :</b>		
Permanent Method (Male) Postpartum	2636	2575
Permanent Method (Male)	728650	721424
Permanent Method (Female) Postpartum	94377	93509
Permanent Method (Female)	2081981	2070844
Permanent Method (Total)	2810631	2792268
IUD (Postpartum Users)	35477	35690
IUD (Total Users)	727636	719859
Implant (Postpartum Users)	97397	97749
Implant (Total Users)	1445766	1437815
Injectable (Postpartum Acceptors)	194006	193580
Injectable (Total Acceptors)	4222517	4202724
Oral Pill (Postpartum Acceptors)	580515	579761
Oral Pill (Total Acceptors)	10594883	10564113
Condom (Postpartum Acceptors)	171888	171825
Condom (Total Acceptors)	2083213	2075836
<b>Method specific new acceptors :</b>		
Permanent Method (Male)	1097	1443
Permanent Method (Female)	4772	5330
Permanent Method (Total)	5869	6773
IUD (New Users)	4732	6160
Implant (New Users)	12353	17055
Injectable (New Acceptors)	44163	45635
Oral Pill (New Acceptors)	89582	94058
Condom (New Acceptors)	33131	37614
Number of Districts reported	64	64
Number of Upazilas reported	492	493
<b>Range of CAR (%)</b>	<b>No. of Districts</b>	
	<b>April</b>	<b>May</b>
00 - 59	0	0
60 - 69	1	1
70 & above	63	63
<b>Contraceptive performance and distribution by methods (Absolute Performance) :</b>		
Permanent Method (Male - cases)	1916	1951
Permanent Method (Female - cases)	4916	5103
Permanent Method (Total - cases)	6832	7054
IUD (Nos.)	8225	10896
Implant (Nos.)	12544	23626
Injectable (Doses)	723451	744557
Oral Pill (Cycles)	4495986	4637013
Condom (Pieces)	7284584	7748764

## At a glance of the MCH and Reproductive Health Services for the Month of April 2022 and May 2022

Services		April.'22	May.'22
Number of Pregnant Women		895037	910389
Number of High Risk/Complicated Pregnant Mother		4810	5197
Antenatal Care	1st visit (Within 4 Month)	137572	153520
	2nd visit (within 6 Month)	106501	112340
	3rd visit (within 8 Month)	84052	86549
	4th visit (within 9 Month)	74835	78897
<b>Institutional Delivery</b> (MCHTI, MFSTC, FWVTI-Raj, MCWC, UHC, UH&FWC &NGOClinics)	Normal	44512	44785
	C-section	39970	40459
	Total Delivery	84482	85244
<b>Non-institutional Delivery</b>	At Home by Trained Persons	26596	26416
	At Home by Non-Trained Persons	10137	10118
	Total Delivery	36733	36534
<b>*Total Live Births</b>		<b>100717</b>	<b>101948</b>
<b>Postnatal Care</b>	PNC-1 (within 24 Hour)	37044	36548
	PNC-2 (within 2-3 day)	32808	33257
	PNC-3 (within 7-4 day)	34766	36361
	PNC-4 (within 42-48 day)	41648	43456
Postnatal care by trained person till two days in Home Delivery		4434	3801
No. of uses 7.1% chlorhexidine digluconate for umbilical cord care		33755	33519
TT for Woman (5-49)	1st dose	96850	99081
	2nd dose	97481	101599
	3rd dose	97586	107097
	4th dose	91537	95989
	5th dose	89793	93511
Immunization	BCG (Vaccine)	130569	129498
	PCV-1	138221	137039
	PCV-2	138989	141765
	PCV-3	135799	143639
	MR Vaccine 1st Dose	119362	122876
	MR Vaccine 2nd Dose	118753	117256
Number of ECP acceptors		8450	8964
Number of MR done ( Both Govt. & NGOs)		1484	1426
General Treatment		2164877	2041190
Still Births ( including MCHTI, MFSTC & FWVTI-Raj)		203	168
<b>Death</b>	Neonatal death (0-28 days)	237	223
	Infant Death (29Days to below 1Year)	80	88
	Child Death (1 - <5 year)	14	24
	Maternal Death	51	82
	Other Death	21686	22159
	Total	22099	22576
No. of Health Education in UH&FWC		6882	12162

\* Live births conducted at Govt. MCH, DH, MCWC, UHC, UH&FWC, NGOs & Home. The information is collected by FWA through field visit.

## At a glance of the Nutrition services for the Month of April 2022 and May 2022

Services		Performance	
		April.'22	May.'22
<b>Nutrition Services for Pregnant Women, 0-59 months aged child and Mother</b>	Counseling on IYCF, IFA, Vitamin-A and Hand washinh	639730	659502
	Number of mother Received IFA & Calcium Tablet	134704	128742
	Received MNP Sachet (6-23 months)	14820	16153
	Exclusive Breast feeding up to 6 months	165134	166715
	Complimentary feeding after 6 months	184988	183211
	Feeding Tablet Vitamin A (6-59months Child)	6552	2792
	Received Tablet anti-helminthics (24-59months Child)	40358	40849
	Feeding Zink pill with ORS suffering form diarrhoea	4105	4797
	Identifying Suffering from MAM	9622	7289
	Suffering from SAM & Referred	1671	1676
	Identifying Child Stunting	3369	3384
	Identifying Child Wasting	2809	2738
	Identifying Child Under weight	3109	3131

## SUMMARY

### Introduction

Bangladesh is divided into eight administrative divisions: Dhaka, Chattogram, Rajshahi, Khulna, Barishal, Sylhet, Rangpur and Mymensingh. Each division is divided into several districts and each district into several upazilas. Each urban area in an upazila is divided into wards. Upazilas are divided into Union Parishads (UPs) and Poursobas. These divisions allow the country as a whole to be separated into rural and urban areas. Management Information System (MIS) has been operational under the Directorate General of Family Planning (DGFP) for a long time. The report of the Contraceptive Performance, MCH, Reproductive Health and Nutrition services is used to be published each month from MIS Unit on the basis of Service Statistics received from the field workers, service delivery clinics and NGOs. Erstwhile Family Welfare Register, however, is the principal source of performance statistics. This report is prepared on the basis of FWA Registers (9th Edition) and Clinic Report. Most of the FWAs visit their working area once in every two months. It is a continuous process. FWA register is modified/updated in every three years.

There is a reporting system to collect the information from the field. MIS Reporting Form-1 is filled up by the FWAs and submitted the same to FPIs. FPI fills up the MIS reporting Form-2 by compiling of all the FWAs (MIS Form-1) report and submits to UFPO office. MIS reporting Form-3 (clinical) is filled up by MO (clinic)/ (MCH-FP)/ (FW)/SACMO/ FWV and is submitted to UFPO office. NGOs of the respective area submit their report to UFPO office through MIS reporting Form-2 and 3 as their requirement. All the reporting Form-2 and 3 are compiled by UFPO office and filled up reporting Form-4 (union wise) and is entered in online web based software (SS). District FP Office reviews and submits that report. It provides information of contraceptive use status of eligible couples and different types of MCH, Reproductive Health and Nutrition services. MIS performance report is primarily used by different level of program managers and supervisors engaged in implementing the Family Planning, MCH, RH and Nutrition program in the country. Besides, different policy makers, decision makers, donor agencies, Development Partners, researchers and other users also use this report.

### Family Planning Performance (CAR related):

Performance reports of May 2022 have been received from all the 64 districts of the country. During the month of May 2022 total numbers of eligible couple were found to be as 27772682 against 278356862 in the previous month. Performances of NGOs are also included in the report as reported by the Upazila Offices. A total of acceptors are 21792615 reported in the month of May'22 as against 21884646 in April'22. The Contraceptive Acceptance Rate (CAR) achieved at the end of the reporting month for six modern methods (Permanent Method, IUD, Implant, Injectable, Oral Pill and Condom) is 78.47% which was 78.56% in April'22. Method Specific Acceptors (Cumulative), Method Specific New Acceptors and Contraceptive distribution by Methods are shown in the summary sheet. It may be noted that the contraceptive acceptance rate is an estimate, based on the client contact and the status of contraceptive acceptance as reported by the field workers based on the entries made in the FWA register. The Contraceptive Prevalence Rate (CPR), on the other hand, is based on periodic surveys that are made on precise statistical procedures.

The acceptance rate is a tentative rate and varies from month to month because of reporting status and coverage. This rate is usually higher than the Contraceptive Prevalence Rate (CPR). CAR is generally used to monitor as a management tool 'on-going' program performance in the country. It is not so much used to evaluate the program impact or goals, which is done by periodical scientific surveys.



## **MCH Performance:**

In the month of May'22, 910389 pregnant women have been registered. Total number of 5,197 pregnant women referred to hospital for their complications. Dose-wise TT for Women (15-49 yrs.) and OPV & Pentavalent vaccines were shown in the summary sheet. BCG vaccines were given to 129498 infants during May'22. Visit-wise Antenatal Care is also shown in the summary sheet both of April2022 and May2022. Postnatal Care is shown in the summary sheet both April2022 and May2022. Number of delivery conducted by the clinics is 85244. Total numbers of delivery at home 26416 by trained personnel and 10118 by non-trained personnel. Still Birth is recorded 168 in May'22 and in the previous month it was 203. Neo-natal deaths (0-28 days) & Infant deaths (29 days-<1yr.) are recorded to be 223 and 88 in the month of May'22 where these were 237 and 80 in April'22 respectively. A total of 24 child-deaths (1-<5 yrs.) have been reported in the month of May'22 as against 14 in April. Maternal deaths were reported 82 during the month of May'22 which was 51 in April'22. The other deaths were reported 22159 in May'22 but in April'22 the number of such deaths was 21686. General treatments were rendered to 2041190 and 2164877 patients in the month of May'22 and April'22 respectively. In May'22 number of ECP acceptors was 8964 but in April'22 it was 8450. MR done in the reporting month is 1426 but in April'22 it was 1484.

## **Nutrition Programs of the Directorate General of Family Planning**

Country wide nutrition service is going on through National Nutrition Services (NNS) Operational Plan of DGHS under Health Services Division of MOHFW. DGFP is also playing vital role for implementation of nutrition services whole over the country and is rendering nutrition services at field level where activities like MCH services, Adolescent and Family Planning Program is going on. By this time coordination with IPHN and cooperation with "Global Alliance for Improved Nutrition (GAIN), UNICEF and Alive & Thrive" comprehensive nutrition services are running in 91 upazillas of 11 districts through MCH Services Unit of DGFP.

### **Highlights May 2022**

- a) National Contraceptive Acceptance Rate (CAR) based on visited eligible Couples 27772682 is found to be 78.47%. Rajshahi division has achieved the highest acceptance rate 81.33%, followed by Khulna division 80.07%. The CAR is found to be 79.96% achieved in Rangpur division. The Contraceptive Acceptance Rate has been found to be rather low in Mymensingh 79.06%, Barishal 79.01%, Dhaka 77.08%, Sylhet 76.68% and Chattogram 75.6%.

The highest numbers of Acceptors 4262444 have been reported from Dhaka division followed by 3915618 in Chattogram division, Rajshahi division reported 3480251 acceptors. Acceptors size is however, found much smaller in Rangpur, Khulna, Mymensingh and Sylhet which are 2911495, 2807164, 1838120 and 1349572 respectively and in Barishal division it is 1319982.

- b) Out of 64 reporting districts, 63 districts have reported contraceptive acceptance rate of 70 percent and above, 1 district has reported CAR of 60 - 69 percent and no district has reported CAR of < 59 percent.
- c) Out of 493 Upazilas 489 Upazilas have reported CAR at the level >70% and 4 Upazilas have reported CAR level 49-70 percent.

According to the performance of the reporting month (May, 22) Gaibandha district recorded the highest achievement rate 126.5%. Jhenaidaha district has got the 2nd place with 121.7% and Chuadanga district has secured the 3rd position with 89.4% of permanent method. Pirojpur district has achieved first position with achievement rate 227.6%; Dhaka district has got the 2nd position with achievement rate 116.3% and Serajganj district has recorded the 3rd position with achievement rate 108.0% in IUD. In Implant Dhaka district has recorded the highest achievement rate with 135.4%, Chattogram district has placed in 2nd position with achievement rate 122.3% and Cox's Bazar district has got the 3rd position with achievement rate 108.9%.



d) (Table 21) In May National Nutrition services information collected by FP workers are as follows: Number of 128742 mothers received IFA, No. of 166715 babies (up to 6 months) exclusive breast feeding and No. Of 16153 children (6-23 months) feeding complementary foods. No. of 7289 children suffering from MAM and 1676 suffering from SAM and referred. No. of Children Stunting, wasting and under weight are 3384, 2738 and 3131 respectively.

e) **Organization: Social Marketing Company (SMC):**

### Monthly Performance Report- May 2022

Social Marketing Company (SMC), started social marketing program in Bangladesh in 1974. SMC's overall mission is to improve the health and wellbeing of women, children and families through social marketing of product and services in family planning, maternal and child health, nutrition and other socially beneficial areas in partnership with the Government, development partners and private sector. SMC is a major contributor to the Bangladesh national health and family planning program. It markets a full range of family planning products, Oral Rehydration Salt(ORS), Micronutrient Powder (MNP), Zinc and other public health products. According to the Bangladesh Demographic and Health Survey (BDHS) 2017-18, SMC has remarkably contributed to increase Contraceptive Prevalence Rate (CPR) at the national level by sharing 47% pills, 62% condoms, and 33% injectables. In total, SMC contributed 38% of the modern contraceptive method use nationally.

In the month of May, 2022, SMC sold 6,200,431 cycles of oral pill, 14,204,901 pieces of condom, 370,990 vials of Injectable, 762 pieces of IUD and 424 pieces of implant. The report is demonstrated by divisions which represents nationally the Family planning Performance on the basis of contraceptive method specific sales of SMC.

### Table Analysis:

**Table 1:** Shows contraceptive performance and Achievement Rate in respect of Permanent, Long Acting and Short Acting methods for the reporting month (May'22) and reporting period (July'21 to May'22) against their respective projections. In the reporting month the achievement rates of Permanent method (Male) 29.0%, Permanent method (Female) 45.8% and Permanent method (Total) 39.5%, IUD 49.3%, Implant 63.0%, Injectable 42.4%, Oral Pill 34.3% and Condom 31.9%. From July'21 to May'22 the achievement rates of Permanent method (Male) 29.9%, Permanent method (Female) 55.1% and Permanent method (Total) 45.6%, IUD 55.2%, Implant 77.2%, Injectable 48.0%, Oral Pill 34.3% and Condom 31.8%.

**Table 2:** Shows the divisions according to descending order of achievement rate against their projection of Permanent and Long Acting methods for the period July'21 to May'22.

**Table 3:** Showing the 3(three) districts which achieved the highest achievement rate against Permanent and Long Acting methods of their projections for the period July'21 to May'22.

**Table 4:** Shows 3(three) districts which achieved the lowest achievement rate of Permanent and Long Acting methods against their projections for the period July'21 to May'22.

**Table 5:** Comparative statement of contraceptive performance against their projection between the period July'20 to May'21 and July'21 to May'22. The Achievement Rate of Permanent Method (Male) was 29.9% in the period of July'20 to May'21 but it shows the lower rate 26.4% in the current period. So it is decrease 3.4% than that of July'20 to May'21. Permanent Method (Female) was 55.1% in the period July'20 to May'21 but it shows the higher rate 57.6% in the current period. So it is 2.5% increase than that of July'20 to May'21. Permanent Method (Total) was 45.6% in the period July'20 to May'21, but it shows the higher rate 45.8% in the current period. So it is 0.2% increase than that of July'20 to May'21. IUD achieved the 55.2% in the reporting period July'20 to May'21 but it shows the lower rate 53.4% in the current period. So it is 1.8% decrease than that of July'20 to May'21. Implant achieved the 77.2% in the reporting period July'20 to May'21 but it shows the same rate 76.3% in the current period. So it is 0.9% decrease than that of

July'20 to May'21. Injectable achieved the 44.0% in the reporting period July'20 to May'21 but in the current period it shows 46.1%. So Injectable is increase 2.1% than that of July'20 to May'21. Oral Pill achieved the 34.5% in the reporting period July'20 to May'21 but in the current period (July'21 to May'22) it shows 40.7%. In case of Oral Pill 6.2% increase than that of July'20 to May'21. In case of Condom it achieved 32.0% in the reporting period July'20 to May'21 but in the current period (July'21 to May'20) it shows 32.9%, which is 0.9% increase than that of July'20 to May'21.

**Table 6:** Comparative status of performance and distribution of contraceptive by methods for the month of April'21 and May'22 based on field worker's report. In comparison with that of previous month Permanent Method (male) +1.8%, Permanent Method (Female) +3.8%, Overall Permanent Method (Total +3.2% IUD +32.5%, Implant +88.3%, Injectable +2.9% Oral Pill +3.1% and Condom +6.4%.

**Table 7:** Shows the share of Government and NGOs and Multisectors by methods in the overall National performance. Government sector has contributed 54.6% in Permanent Method (Male), 85.1% in Permanent Method (Female), 76.7% in Permanent Method (Total), 86.8% in IUD, 91.1% in Implant, 89.0% in Injectable, 94.3% in Oral Pill and 85.4% in Condom in the reporting month May'22. On the other hand NGOs and Multisectors have contributed 45.4% in Permanent Method (Male), 14.9% in Permanent Method (Female), 23.3% in Permanent Method (Total), in IUD 13.2%, in Implant 8.9%, in Injectable 11.0%, in Oral Pill 5.7% and in Condom 14.6% in the reporting month May'22.

**Table 8:** Division wise and NGOs & Multisectoral wise Contraceptive Performance for the month of May'22 are shown in this table. BAVS of Dhaka Division is in the highest position, BAVS of Chittagong Division is in the next and BAVS of Rajshahi Division is in the 3rd position in Permanent method. By NGOs and Multisectorals performance of Total Permanent methods are 1646 in the reporting month, in which Males are 885 and Females are 761. Total IUD and Implant 1441 and 2104 are inserted in the reporting month May'22. Injectable 453015 vials, Oral Pill 6464608 cycles and 15333910 of Condom are distributed by NGOs and Multisectorals in the reporting month (Including SMC).

**Table 9:** Shows the projection, performance and achievement rates of Permanent and Long Acting methods in the reporting month May'22 and in the reporting period July'21 to May'22. In the reporting month Kishoreganj district has achieved the highest achievement rate of 145.8% and Gaibandha district is the next highest with 126.5% in Permanent Method. In the reporting month Pirojpur district has achieved the highest achievement rate of 227.6% and Dhaka district is the next highest with 116.3% in IUD. In the reporting month Dhaka district has achieved the highest achievement rate of 135.4% in Implant and Chattogram district has achieved the next second highest achievement rate with 122.3%. On the other hand, in the reporting period July'21 to May'22 Gaibandha district has achieved the highest achievement rate of 147.9% in Permanent Method, Pirojpur district has achieved the highest achievement rate of 148.4% in IUD and Tangail district has achieved the highest achievement rate of 136.5% in Implant.

**Table 10:** Shows the projection, performance and achievement rates of Short Acting methods in the reporting month May'22 and in the reporting period July 21 to May'22. In the reporting month Bhola district has achieved the highest achievement rate of 118.7% and Sherpur district is the next highest with 108.7% in Injectable method. Sherpur district has achieved the highest achievement rate of 229.9% in Oral Pill. Sherpur district has achieved the highest achievement rate of 93.4% in Condom. From July'21 to May'22 Bhola district has achieved the highest achievement rate of 119.9% and Sherpur district is the next highest with 111.5% in Injectable, Sherpur district has achieved the highest achievement rate of 105.5% in Oral Pill and Sherpur district has achieved the highest achievement rate of 93.0% in Condom.

**Table 11:** This table shows the Old acceptors, new acceptors and dropout (No method & switch over) cases by districts in the reporting month (May'2022). This table is prepared on the basis of CAR report.

**Table 12:** This table shows the new and total acceptors of the current month in comparison with that of the previous month. The new acceptors of all the methods-, Permanent Method (Male), Permanent Method (Total) have shown decreasing trend but Permanent Method (Female) IUD Injectable, Oral Pill Condom and Implant have shown increasing trend. New acceptors are shown depending on the field workers report which collects from their visiting areas. In case of total acceptors Permanent Method

(Male), Permanent Method (Female), Permanent Method (Total) IUD, Implant, Injectable, Oral Pill and Condom have shown increasing trend.

**Table 13:** This table shows that Rajshahi division had recorded the highest CAR of 81.33%, next Khulna division 80.07%, Rangpur division 79.96%, Mymensingh division 79.06%, Barishal division 79.01%, Sylhet division 76.68%, Dhaka division 77.08% and Chattogram division 75.60% in the reporting month May'22. Graph-1 shows the division wise CAR for the current month and graph-2 shows the division wise CAR for the current month in comparison with that of previous month.

**Table 14:** Shows that 63 districts have achieved CAR level of 70.0% and above where 1 district has achieved CAR between 60%-69% and no district has achieved CAR between 0-59% in the reporting month May'21. The graph also shows the same in comparison with previous month.

**Table 15:** List of 489 upazilas among the 493, which have achieved CAR >70.0% in the reporting month.

**Table 16:** List of 3 upazilas which have achieved CAR 60-70% in the reporting month. Graph shows that 489 upazilas out of 493 have achieved CAR level >70%, 3 upazilas have achieved CAR level 60%-70% and 1 upazila has achieved CAR level <60% in the current month. There is graphical presentation is also showing both of April'22 and May'22.

**Table 17:** Shows the dropout and switch over by method and by division for the month of May,22.

**Table 18:** This table shows the Division-wise comparison of Couples, Contraceptive Acceptors and the Acceptance Rate up to the end of May'22.

**Table 19:** This table shows the contraceptive method mix by division for the month of May'22.

**Pie Charts are showing the national and division wise Method-Mix for the month of May'22.**

**Table 21:** This table shows the performance of MCH and Reproductive Health Services during the month of April'22 and May'22.

**Table 21:** This table shows the performance of Nutrition Services for the month April'22 and May'22 collected by family planning workers.

**Annex A:** Annex- A shows comparative summary key performances since July 2022 to May'22.

**Annex C:** City Corporation wise Contraceptive Acceptors and Acceptance Rate (CAR) (Partial) at the end of the month of May'22.

## **Clarification about the information of summary sheet, table-2 and table-3:**

### **Method Specific Acceptors:**

In the summary sheet, Method Specific Acceptors is shown based on the field workers' (FWA) visit of the reporting month and also the previous month. These are the cumulative figure which includes previous month's acceptors and reporting month's new acceptors collected by the field workers within their working areas.

### **Contraceptive distribution by Method:**

In the summary sheet, Contraceptive Performance by Method is prepared based on the performance and distribution of the reporting month. These figures are actual performance of the reporting month which is not comparable with the information written in method specific acceptors.

## **Table- 9, Table-10 and Table-11**

Performance shown in the table-9 and 10 is the actual performance of the respective month but the new acceptors shown in the table-11 May not be the performance done in the same month. It May happen that the new acceptors accepted method in the previous month but field workers had shown that case in the next month due to their rounding schedule. So the performance of table-9, table-10 will not be the comparable with the new acceptor of table-11.

### Clarification about the information of MCH and Reproductive Health Services:

- Information shown against 'delivery' which were done in MCHTI, MFSTC, MCWCs, UHCs & UH&FWCs is collected through the MIS reporting Form-3. This record is only for DGFP concerned facilities. Deliveries conducted in District Hospitals, Medical Colleges, Private Clinics and performances in the City Corporation (partial) are not included.
- Information shown against the 'live births' conducted at Govt. MCH, DH, MCWC, UHC, UH&FWC, NGOs & Homes is collected by FWAs through field visit. Field workers visit their units monthly and they submit their reports in every month.

### Highest and Lowest performing districts in clinical methods

#### Highest performing 3(three) districts in the Month of May'22

Permanent Method				IUD				Implant			
District	Monthly Projec.	Ach. In Reporting Month	Ach. Rate (%)	District	Monthly Projec.	Ach. In Reporting Month	Ach. Rate (%)	District	Monthly Projec.	Ach. In Reporting Month	Ach. Rate (%)
Kishoreganj	139	196	145.8	Pirojpur	400	484	227.6	Dhaka	933	1264	135.4
Gaibandha	95	120	126.5	Dhaka	817	950	116.3	Chattogram	1133	1386	122.3
Jhenaidaha	105	128	121.7	Serajgang	400	432	108.0	Cox's Bazar	650	708	108.9

**Congratulations:** We congratulate the districts for their better performance in clinical methods against projections. We hope the officers and staffs who are involved with the activities will continue their better performance in future.

#### Lowest performing 3(three) districts in the Month of May' 22

Permanent Method				IUD				Implant			
District	Monthly Projec.	Ach. In Reporting Month	Ach. Rate (%)	District	Monthly Projec.	Ach. In Reporting Month	Ach. Rate (%)	District	Monthly Projec.	Ach. In Reporting Month	Ach. Rate (%)
Rangamati	164	1	0.6	Rajshahi	708	77	10.9	Chapai Nawabganj	400	71	17.8
Laxmipur	1359	42	3.1	Kushtia	208	32	15.4	Kurigram	850	204	24.0
Khagrachhari	196	7	3.6	Gopalganj	208	34	16.3	Munshiganj	542	132	24.4

**Unsatisfactory Performance:** We are sorry for their unsatisfactory low performance in clinical methods against projections. We hope the officers and staffs are involved with the activities will try to overcome from this type of un-satisfactory performance in future.

**Table-1: National Projection, Performance and Achievement Rate of Contraceptive Methods**

Methods	Yearly Projection (2021-22)	Reporting Month		July'21 to May'22	
		Performance (in CYP)	Achi. Rate (%)	Performance (in CYP)	Achi. Rate(%)
Permanent Method (Male)	80667	1951	29.0	22081	29.9
Permanent Method (Female)	133707	5103	45.8	67539	55.1
Permanent Method (Total)	214374	7054	39.5	89620	45.6
IUD	265000	10896	49.3	133997	55.2
Implant	450000	23626	63.0	318437	77.2
Injectables	5269465	186139	42.4	2109792	48.0
Oral Pill	10816268	309134	34.3	3401240	34.3
Condom	1941381	51658	31.9	566294	31.8

**Table-2: List of Divisions according to descending order of Achievement Rate against their projections of Clinical Methods for the period July 2021 to May2022**

Sl. No.	Permanent Method (Cases)				IUD (Cases)				Implant (Cases)			
	Division	Yearly Projection	Performance	Achi. Rate (%)	Division	Yearly Projection	Performance	Achi. Rate (%)	Division	Yearly Projection	Performance	Achi. Rate (%)
1	Dhaka	12119	30302	272.8	Chattogram	19038	38868	222.7	Chattogram	83644	65589	85.5
2	Khulna	9319	9847	115.3	Rajshahi	16598	16036	105.4	Mymensing	34000	24306	78.0
3	Chattogram	18356	12657	75.2	Dhaka	34750	30830	96.8	Rangpur	65384	45954	76.7
4	Rajshahi	22672	10930	52.6	Khulna	20218	10201	55.0	Sylhet	29720	20290	74.5
5	Barisal	22672	5302	25.5	Sylhet	20450	6610	35.3	Khulna	48400	32624	73.5
6	Rangpur	58614	11231	20.9	Rangpur	52826	15622	32.3	Rajshahi	63200	42278	73.0
7	Mymensingh	31001	4329	15.2	Mymensingh	40920	6667	17.8	Barishal	37632	25109	72.8
8	Sylhet	47567	5022	11.5	Barisal	60200	9163	16.6	Dhaka	87920	24306	30.2

**Table-3: List of 3 (Three) Districts achieved the highest Achievement Rate of Clinical Method against their projections for the period July 2021 to May 2022**

Sl. No.	Permanent Method (Cases)				IUD (Cases)				Implant (Cases)			
	District	Yearly Projection	Performance	Achi. Rate (%)	District	Yearly Projection	Performance	Achi. Rate (%)	District	Yearly Projection	Performance	Achi. Rate (%)
1.	Gaibandha	1138	1543	147.9	Netrokona	2100	2857	148.4	Tangail	6500	8135	136.5
2.	Jhenaidaha	1262	1351	116.8	Chattogram	7800	8839	123.6	Cox's Bazar	7800	8508	119.0
3.	Chuadanga	1289	1340	113.4	Shariatpur	1200	1357	123.4	Dhaka	11200	12136	118.2

**Table-4: List of 3 (Three) Districts achieved the lowest Achievement Rate of Clinical Methods against their projections for the period July 2021 to May 2022**

Sl. No.	Permanent Method (Cases)				IUD (Cases)				Implant (Cases)			
	District	Yearly Projection	Performance	Achi. Rate (%)	District	Yearly Projection	Performance	Achi. Rate (%)	District	Yearly Projection	Performance	Achi. Rate (%)
1.	Munshiganj	5292	84	1.7	Rajshahi	8500	1057	13.6	Satkhira	3800	73	2.1
2.	Manikganj	4675	76	1.8	Manikganj	4500	901	21.8	Narail	3200	76	2.6
3.	Tangail	10852	212	2.1	Chapai Nawabganj	4200	867	22.5	Kushtia	5900	151	2.8

**Table-5: Comparative Statement of contraceptive performance for the period between July 2020 to May 2021 and July 2021 to May 2022**

Methods	Yearly Projection (2021-2022)	July 2021 to May,2022		Yearly Projection (2020-2021)	July 2020 to May,2021		Change of July'21 to May.'22 over July'20 to May.'21
		Performance (in CYP)	Achi. Rate (%)		Performance (in CYP)	Achi. Rate (%)	
Permanent Method (Male)	80667	19549	26.4	80667	22081	29.9	-3.4
Permanent Method (Female)	133707	70546	57.6	133707	67539	55.1	2.5
Permanent Method (Total)	214374	90095	45.8	214374	89620	45.6	0.2
IUD	265000	129688	53.4	265000	133997	55.2	-1.8
Implant	450000	314696	76.3	450000	318437	77.2	-0.9
Injectables	5233417	2212723	46.1	5233417	2109792	44.0	2.1
Oral Pill	10816268	4036752	40.7	10742277	3401240	34.5	6.2
Condom	1941381	585382	32.9	1928101	566294	32.0	0.9

**Table-6: Performance & Distribution of Contraceptives by Method for the month of April 2022 and May 2022**

Method	Performance		% Change of May'22 over April'22
	April'22	May'22	
Permanent Method (Male, Cases)	1916	1951	1.8
Permanent Method (Female, Cases)	4916	5103	3.8
Total Permanent Method (Total, Cases)	6832	7054	3.2
I U D (Cases)	8225	10896	32.5
Implant (Cases)	12544	23626	88.3
Injectables (Doses)	723451	744557	2.9
Oral Pill (Cycles)	4495986	4637013	3.1
Condom (Pieces)	7284584	7748764	6.4

**Table :7 Contribution of Government, NGOs and Multisectors in respect of Contraceptive Performance during May 2022**

Method	Performance			Share of Contribution in Percentage	
	Govt.	NGOs & Multisectors	Total	Government	NGOs and Multisectors
Permanent Method (Male, Cases)	1066	885	1951	54.6	45.4
Permanent Method (Female, Cases)	4342	761	5103	85.1	14.9
Total Permanent Method (Cases)	5408	1646	7054	76.7	23.3
IUD (Cases)	9455	1441	10896	86.8	13.2
Implant (Cases)	21522	2104	23626	91.1	8.9
Injectable (Doses)	662532	82025	744557	89.0	11.0
Oral Pill (Cycles)	4372836	264177	4637013	94.3	5.7
Condom (Pieces)	6619755	1129009	7748764	85.4	14.6



**Table -8: Division wise and NGO & Multisector wise Contraceptive Performance for the month of May 2022**

Sl. No.	NGO and Multisectors	Oral Pill (Cycles)	Condom (Pieces)	Injectable (Vials)	IUD (Cases)	Implant (Nos.)	Permanent Method (Nos.)		
							Male	Female	Total
<b>Rangpur Division</b>									
1	Family Planning Association of Bangladesh (FPAB)	10452	15876	2774	3	16	0	3	3
2	Marie Stopes Clinic	581	3976	287	35	129	6	2	8
3	Palli Shisu Foundation (PSF)	0	0	0	0	0	0	0	0
4	Sunflower	3	0	0	0	0	0	0	0
5	Shanirvar Bangladesh	0	0	0	0	0	0	0	0
6	CMH	251	6056	27	0	0	0	2	2
7	R. H. Steps	95	1476	115	1	0	0	0	0
8	MODEL CLINIC	82	2012	9	0	10	0	4	4
9	MOHILA-O-SHISHU SHASTHA KALLYAN SAMITY	0	0	0	0	0	0	0	0
10	IPas Bangladesh	150	200	0	1	3	0	0	0
11	Surjer Hasi Network	1118	2590	1642	0	1	0	0	0
12	Friendship Bangladesh	1458	5252	91	0	0	0	0	0
13	Kanchan	96	15024	874	3	2	0	2	2
14	Dhaldanga Bohumukhi Samaj Unnayan Sangstha	7205	7600	2010	0	0	0	0	0
15	Lamb Hospital	0	0	44	0	15	0	4	4
16	SAF	60	108	50	0	0	0	0	0
NGO Total		21551	60170	7923	43	176	6	17	23
1	BGB	186	3286	1	0	0	0	0	0
2	Srama Kalyan Kendra	40	46	0	0	0	0	0	0
3	DGHS Health Clinic	301	900	99	6	113	0	54	54
4	CMH	350	4668	7	0	0	0	0	0
5	Upazila Health Complex	170	148	9	1	0	0	0	0
6	Head, Obs/Gyn, District Sadar Hospital	60	408	26	1	1	0	0	0
Multisector Total		1107	9456	142	8	114	0	54	54
NGO & Multisector Total		22658	69626	8065	51	290	6	71	77
<b>Raishahi Division</b>									
1	Family Planning Association of Bangladesh (FPAB)	25230	166748	4947	16	28	1	2	3
2	BAVS	225	4644	81	0	64	51	23	74
3	Marie Stopes Clinic	331	2124	40	15	23	0	0	0
4	Palli Shisu Foundation (PSF)	3177	18828	3936	6	0	0	0	0
5	Jatio Tarun Shanga	0	0	0	0	0	0	0	0
6	Bamaneh	64	8124	1544	0	0	0	0	0
7	Tilottoma	1228	13368	1342	1	5	0	2	2
8	Anonnya Somaj Kallyan Samity	0	0	0	0	0	0	0	0
9	Shanirvar Bangladesh	3169	4476	508	2	13	0	0	0
10	Sromo Kallyan Shangstha	165	3060	0	0	0	0	0	0
11	R. H. Steps	193	3480	51	12	0	0	0	0
12	MR CLINIC	0	420	12	0	0	0	0	0
13	MODEL CLINIC	73	4176	109	0	16	0	30	30
14	SHEBA PROKALPO	0	0	0	0	0	0	0	0
15	POLLI SHISHU CLINIC	460	2448	579	0	0	0	0	0
16	JTS-GONO UNNAYAN ACADEMY	632	12047	1477	1	0	0	0	0
17	THANGAMARA	802	4098	140	2	11	0	1	1
18	SHASTO KALLYAN SHANGSTHA	0	0	0	0	0	0	0	0
19	Darpon	4526	12590	1197	4	0	0	0	0
20	IPas Bangladesh	762	2210	4	0	0	0	0	0
21	Surjer Hasi Network	332	2364	300	2	1	0	0	0
22	Friendship Bangladesh	750	1500	8	0	0	0	0	0
23	Population Services & Training Centre (PSTC)	0	6912	506	0	5	0	1	1
24	SORNALY	6734	13780	925	5	0	0	0	0
25	Chardulai	0	0	0	0	0	0	0	0
26	Dhaka Ahsania Mission	0	10968	641	6	11	0	4	4
NGO Total		48853	298365	18347	72	177	52	63	115
1	DGHS Health Clinic	85	396	4	0	0	0	63	63
2	Upazila Health Complex	200	2112	1	0	0	0	0	0
3	Head, Obs/Gyn, District Sadar Hospital	370	1018	30	7	17	0	4	4
Multisector Total		655	3526	35	7	17	0	67	67
NGO & Multisector Total		49508	301891	18382	79	194	52	130	182



Sl. No.	NGO and Multisectors	Oral Pill (Cycles)	Condom (Pieces)	Injectable (Vials)	IUD (Cases)	Implant (Nos.)	Permanent Method (Nos.)		
							Male	Female	Total
<b>Khulna Division</b>									
1	Family Planning Association of Bangladesh (FPAB)	27737	55661	3272	9	43	3	0	3
2	BAVS	315	1992	193	0	17	27	2	29
3	Marie Stopes Clinic	979	2612	44	17	7	0	0	0
4	Palli Shisu Foundation (PSF)	0	0	0	0	0	0	0	0
5	Paribarik Shastha Clinic	3351	11376	886	12	13	0	2	2
6	Jatio Tarun Shanga	1593	7038	891	0	0	0	0	0
7	Paribar Kallyan Shangstha (PKS)	773	3900	554	0	1	0	2	2
8	PSTC	270	2020	240	0	0	0	0	0
9	BRAC	300	975	34	0	0	0	0	0
10	Sromo Kallyan Shangstha	212	516	0	0	0	0	0	0
11	Ad-Din Medical College Hospital	54	240	13	2	0	0	7	7
12	CMH	50	2000	4	0	0	0	0	0
13	R. H. Steps	569	3780	98	11	0	0	0	0
14	VPKA (VP KENDRA)	0	0	0	0	0	0	0	0
15	CRC	0	0	0	0	0	0	0	0
16	SGS	2152	3754	440	0	0	0	0	0
17	Police Hospital	75	2757	0	0	0	0	0	0
18	Surjer Hasi Network	897	3296	465	4	0	0	0	0
19	Friendship Bangladesh	1170	3000	125	0	0	0	0	0
20	BNS TITUMIR	201	1000	5	0	0	0	0	0
21	Peoples Development Community (PDC)	1096	4877	40	0	0	0	0	0
22	Urban Health Care	367	2453	691	2	10	0	2	2
23	BAPSA	3882	7980	330	0	0	0	5	5
24	Adams	8975	20280	2048	1	0	0	0	0
NGO Total		55018	141507	10373	58	91	30	20	50
1	BGB	121	2520	1	0	0	0	0	0
2	Biman Bahini	36	3312	2	0	0	0	0	0
3	Paurasova	0	84	0	0	0	0	0	0
4	DGHS Health Clinic	0	0	0	3	0	0	0	0
5	Jessore Cantonmen	1298	8070	16	0	0	0	7	7
6	Head, Obs/Gyn, District Sadar Hospital	60	240	1	1	0	0	1	1
Multisector Total		1515	14226	20	4	0	0	8	8
NGO & Multisector Total		56533	155733	10393	62	91	30	28	58
<b>Barishal Division</b>									
1	Family Planning Association of Bangladesh (FPAB)	5784	20760	2044	0	8	3	7	10
2	BAVS	230	7764	187	22	12	77	0	77
3	Marie Stopes Clinic	251	161	26	0	7	51	0	51
4	Paribarik Shastha Clinic	158	646	169	0	0	0	0	0
5	Shanirvar Bangladesh	1416	5380	3100	2	0	0	0	0
6	BRAC	92	420	53	3	0	0	0	0
7	R. H. Steps	76	300	11	10	4	0	0	0
8	IPas Bangladesh	33	0	4	0	0	0	0	0
9	Surjer Hasi Network	34	462	400	14	0	0	0	0
10	Desh Bangla	2790	5184	273	0	4	0	5	5
11	Urban Primary Health Care Project (UPHCP)	1783	3332	402	17	6	0	2	2
NGO Total		12647	44409	6669	68	41	131	14	145
1	Srama Kalyan Kendra	78	0	0	0	0	0	0	0
2	Upazila Health Complex	125	148	0	2	0	0	0	0
Multisector Total		203	148	0	2	0	0	0	0
NGO & Multisector Total		12850	44557	6669	70	41	131	14	145

Sl. No.	NGO and Multisectors	Oral Pill (Cycles)	Condom (Pieces)	Injectable (Vials)	IUD (Cases)	Implant (Nos.)	Permanent Method (Nos.)		
							Male	Female	Total
<b>Dhaka Division</b>									
1	Family Planning Association of Bangladesh (FPAB)	13121	57112	2456	9	33	12	0	12
2	BAVS	1838	22538	1311	17	172	342	16	358
3	Marie Stopes Clinic	2119	9244	1056	155	57	2	3	5
4	Paribarik Shastha Clinic	0	0	0	0	0	0	0	0
5	Jatio Tarun Shanga	270	0	1	0	0	0	0	0
6	Bamaneh	328	5296	363	5	0	0	0	0
7	Paribar Kallyan Shangstha (PKS)	0	0	0	0	0	0	0	0
8	Sunflower	0	0	0	0	0	0	0	0
9	PSTC	729	266	346	15	43	0	2	2
10	Shanirvar Bangladesh	1421	0	1	0	3	0	0	0
11	BRAC	69	10020	277	8	4	0	0	0
12	Sromo Kallyan Shangstha	582	1936	0	0	0	0	0	0
13	Ad-Din Medical College Hospital	994	5496	318	2	3	0	26	26
14	BAPSA	1909	31836	1575	46	45	18	11	29
15	Radda Barnen	48	6312	275	6	0	0	0	0
16	UTPS	1698	5196	360	8	23	0	0	0
17	PSKP	92	480	58	0	0	0	0	0
18	Anirban Sangsad	326	216	44	0	0	0	0	0
19	ICDDR,B	192	276	2	0	0	0	0	0
20	CMH	308	4632	23	0	0	0	0	0
21	Spire	500	600	119	0	0	0	0	0
22	Shimantik	2324	7080	934	69	73	5	26	31
23	TDH CLINIC	0	3600	22	0	0	0	0	0
24	SHAKTTI FOUNDATION	12	625	12	0	0	0	0	0
25	BWHC	12	312	0	0	0	0	0	0
26	SUKHI PARIBAR SANGSTHA	0	0	0	0	0	0	0	0
27	Association in Training & Management (AITAM )	95	818	13	0	0	0	0	0
28	R. H. Steps	261	2124	106	18	10	0	5	5
29	AL-FALAH MOJIN CLINIC	30	420	100	0	0	0	0	0
30	VPKA (VP KENDRA)	0	0	0	0	0	0	0	0
31	MMKS	180	300	30	0	0	0	0	0
32	VFWA	227	566	94	4	0	0	0	0
33	Nari Moytri	1153	11998	685	31	100	0	10	10
34	SGS	20	20	0	0	0	0	0	0
35	CWFD	4	0	0	0	0	0	0	0
36	Surjer Hasi Network	1646	4158	559	3	0	1	2	3
37	Kumudini Hospital	202	1400	59	0	0	0	6	6
38	DAN J U S	0	0	0	0	0	0	0	0
39	Population Services & Training Centre (PSTC)	247	4078	171	0	0	0	0	0
40	Jonoseba M&C W Songstha	34	3804	311	12	0	0	0	0
41	Urban Primary Health Care Project (UPHCP)	2	0	0	0	0	0	0	0
42	Sazeda Foundation	20	768	68	2	0	0	0	0
43	Adarsha Paribar Kalyan Shangsta	0	0	0	0	0	0	0	0
44	Rural Health Development Organization(RHDO)	8	240	23	0	0	0	0	0
45	NAGAR SASTHO KENDRO	0	0	0	0	0	0	0	0
46	Urban Health Care	338	3840	219	7	10	0	2	2
47	Sonali Din	600	1302	200	0	0	0	0	0
48	Ahoshania Mission	95	22392	1124	79	87	0	5	5
49	Active Social Welfare Society	518	3708	260	3	0	0	0	0
50	MISCS	442	600	138	0	0	0	0	0
51	Bashundhara Ad-din Medical College Hospital	38	252	29	1	3	0	6	6
52	Surjer Hashi Network (Smiling Sun Franchise)	0	0	0	1	0	0	0	0
53	Fatema Nursing Home	35	3960	370	0	0	0	0	0
<b>NGO Total</b>		<b>35087</b>	<b>239821</b>	<b>14112</b>	<b>501</b>	<b>666</b>	<b>380</b>	<b>120</b>	<b>500</b>
1	Biman Bahini	15	324	1	0	0	0	0	0
2	Sir Salimulla Medical College Hospital (Indoor)	204	60	50	52	108	0	29	29
3	BGME	581	18714	517	0	0	0	0	0
4	Victoria Hospital Narayanganj	244	179	1	3	6	0	0	0
5	Others Private Clinic	0	0	0	0	0	0	159	159
6	Upazila Health Complex	104	62	8	1	0	0	0	0
7	Head, Obs/Gyn, District Sadar Hospital	369	169	3	7	0	0	11	11
8	Head,Obs/Gyn, 100 Bed District Hospital	0	0	0	0	0	0	0	0
<b>Multisector Total</b>		<b>1517</b>	<b>19508</b>	<b>580</b>	<b>63</b>	<b>114</b>	<b>0</b>	<b>199</b>	<b>199</b>
<b>NGO &amp; Multisector Total</b>		<b>36604</b>	<b>259329</b>	<b>14692</b>	<b>564</b>	<b>780</b>	<b>380</b>	<b>319</b>	<b>699</b>

Sl. No.	NGO and Multisectors	Oral Pill (Cycles)	Condom (Pieces)	Injectable (Vials)	IUD (Cases)	Implant (Nos.)	Permanent Method (Nos.)		
							Male	Female	Total
<b>Mymensing Division</b>									
1	Family Planning Association of Bangladesh (FPAB)	16454	37784	1434	14	40	43	1	44
2	BAVS	0	0	0	0	0	0	0	0
3	Marie Stopes Clinic	217	1500	41	4	0	0	0	0
4	Jatio Tarun Shanga	120	200	196	0	0	0	0	0
5	Bamaneh	0	0	0	0	0	0	0	0
6	Shanirvar Bangladesh	0	0	0	0	0	0	0	0
7	Gono Shastha Kendra	0	0	0	0	0	0	0	0
8	MALANCHA SEBA SAMITY	0	0	0	0	0	0	0	0
9	SUPIRAT	0	0	0	0	0	0	0	0
10	R. H. Steps	33	132	14	8	0	0	0	0
11	MODEL CLINIC	310	2304	19	3	9	0	0	0
12	IPas Bangladesh	0	432	36	0	4	0	30	30
13	Surjer Hasi Network	165	862	159	1	0	0	0	0
14	Friendship Bangladesh	95	268	0	0	0	0	0	0
15	Shastha Prokalpo	3	0	50	0	0	0	5	5
NGO Total		17397	43482	1949	30	53	43	36	79
1	BGB	64	904	10	0	0	0	0	0
2	BGME	1742	13339	77	0	0	0	0	0
3	Upazila Health Complex	232	60	0	0	0	0	0	0
4	Head, Obs/Gyn, District Sadar Hospital	60	1100	0	0	0	0	0	0
Multisector Total		2098	15403	87	0	0	0	0	0
NGO & Multisector Total		19495	58885	2036	30	53	43	36	79
<b>Chattogram Division</b>									
1	Family Planning Association of Bangladesh (FPAB)	21324	54256	2650	27	66	1	6	7
2	BAVS	732	5100	214	6	78	99	30	129
3	Concern Women for Family Planning (CWFP)	17	300	0	0	0	0	0	0
4	Marie Stopes Clinic	1316	7551	225	97	84	78	8	86
5	Paribarik Shastha Clinic	636	1416	350	0	0	0	0	0
6	Bamaneh	440	148	248	2	0	0	0	0
7	PSTC	441	780	53	17	2	0	0	0
8	Shanirvar Bangladesh	569	532	352	8	0	0	0	0
9	BRAC	586	2352	189	16	9	0	0	0
10	Sromo Kalyan Shangstha	141	276	47	0	0	0	0	0
11	BAPSA	127	1176	53	2	0	0	0	0
12	FDSR	914	2232	277	1	0	0	0	0
13	CMH	1776	19863	141	10	0	0	0	0
14	BWHC	57	270	19	0	0	0	0	0
15	SUPIRAT	578	396	358	4	0	0	0	0
16	PROSHANTI	290	984	397	0	0	0	0	0
17	BONOPHUL (PKS)	93	264	16	0	0	0	0	0
18	NISKRITY	1099	2364	469	1	0	0	0	0
19	IMAGE	1257	8506	577	1	10	0	6	6
20	MOMOTA	4252	17620	1395	22	91	0	15	15
21	SUS (TMA , NASIRABAD)	0	0	0	0	0	0	0	0
22	SHED	0	0	0	0	0	0	0	0
23	ISDE	0	0	0	0	0	0	0	0
24	CUFL	75	700	0	0	0	0	0	0
25	JUSH	0	0	0	0	0	0	0	0
26	R. H. Steps	735	828	176	15	4	0	0	0
27	MODEL CLINIC	988	1536	27	10	27	0	6	6
28	BANDHAN	0	0	0	0	0	0	0	0
29	Ghasful	485	5500	43	0	0	0	0	0
30	IPas Bangladesh	553	432	368	13	0	0	0	0
31	Surjer Hasi Network	1477	1864	1257	4	0	0	0	0
32	Saya Path	1523	8040	281	8	0	30	0	30
33	B.R.D.B	0	0	0	0	0	0	0	0
34	RTMI	2275	4356	413	10	45	0	0	0
35	NAGAR MATRI SADAN	1477	4644	388	24	42	4	7	11
36	Urban Health Care	1281	2496	277	3	14	0	0	0
37	Mission Hospital, Chandraghona	600	500	20	0	0	0	0	0
38	Ma Sasthya Seba Kandra-NSS, Chakaria	1083	1872	411	10	0	0	0	0
39	Hope Hospital	152	39	5	0	0	0	9	9
NGO Total		49349	159193	11696	311	472	212	87	299
1	BGB	110	1750	1	3	0	0	0	0
2	Comilla Cantonment	351	5400	14	0	0	0	6	6
3	Biman Bahini	106	2688	5	1	0	0	0	0
4	Navy	275	4800	37	0	0	0	3	3
5	Railway Hospital	70	384	12	0	0	0	0	0
6	BGME	51	188	0	0	0	0	0	0
7	DGHS Health Clinic	816	792	37	95	14	0	22	22
8	BKMEA	128	108	32	0	0	0	0	0

IS No.	NGO and Multisectors	Oral Pill (Cycles)	Condom (Pieces)	Injectable (Vials)	IUD (Cases)	Implant (Nos.)	Permanent Method (Nos.)		
							Male	Female	Total
9	Others Private Clinic	0	0	0	0	0	0	17	17
10	Worker Welfare Centre	36	420	0	0	0	0	0	0
11	Upazila Health Complex	862	364	58	36	8	0	0	0
12	Head, Obs/Gyn, District Sadar Hospital	976	624	100	23	17	0	17	17
13	Medical College Hospital	0	0	0	0	0	0	0	0
Multisector Total		3781	17518	296	158	39	0	65	65
NGO & Multisector Total		53130	176711	11992	469	511	212	152	364

Sl. No.	NGO and Multisectors	Oral Pill (Cycles)	Condom (Pieces)	Injectable (Vials)	IUD (Cases)	Implant (Nos.)	Permanent Method (Nos.)		
							Male	Female	Total
<b>Sylhet Division</b>									
1	Family Planning Association of Bangladesh (FPAB)	7520	15800	345	0	10	1	2	3
2	BAVS	577	6090	101	0	26	30	0	30
3	Marie Stopes Clinic	812	1442	65	16	35	0	7	7
4	BRAC	442	2614	745	7	6	0	0	0
5	CMH	170	2364	8	0	0	0	0	0
6	Shimantik	1322	22728	4023	24	59	0	0	0
7	BWHC	504	3624	2101	8	8	0	0	0
8	RED CRESCENT SANGSTHA	20	20	4	0	0	0	0	0
9	R. H. Steps	242	636	20	0	0	0	0	0
10	VARD, SYLHET	0	0	0	0	0	0	0	0
11	Sylhet Samaj Kallyan Sangatha	48	4340	2258	0	0	0	2	2
12	Surjer Hasi Network	407	720	75	0	0	0	0	0
13	SUPPS	215	240	37	0	0	0	0	0
14	TIL Welfare Division	30	252	0	0	0	0	0	0
15	Govt. Labour Welfare Center	0	0	0	0	0	0	0	0
NGO Total		12309	60870	9782	55	144	31	11	42
1	BGB	39	168	0	0	0	0	0	0
2	Srama Kalyan Kendra	80	166	0	0	0	0	0	0
3	DGHS Health Clinic	376	876	7	32	0	0	0	0
4	Upazila Health Complex	595	197	7	29	0	0	0	0
Multisector Total		1090	1407	14	61	0	0	0	0
NGO & Multisector Total		13399	62277	9796	116	144	31	11	42
<b>NGO &amp; Multisector Grand Total of National(SMC Included)</b>		<b>6464608</b>	<b>15333910</b>	<b>453015</b>	<b>1441</b>	<b>2104</b>	<b>885</b>	<b>761</b>	<b>1646</b>

**Table -8: Division wise and NGO & Multisector wise Contraceptive Performance for the month of May-2022**

Sl. No.	NGO and Multisectors	Oral Pill (Cycles)	Condom (Pieces)	Injectable (Vials)	IUD (Cases)	Implant (Nos.)	Permanent Method (Nos.)		
							Male	Female	Total
<b>Rangpur Division</b>									
	Social Marketing Company (SMC)	575009	1168217	46707	45	45	0	0	0
<b>Rajshahi Division</b>									
	Social Marketing Company (SMC)	738639	1824404	57805	180	95	0	0	0
<b>Khulna Division</b>									
	Social Marketing Company (SMC)	495816	1406285	44238	97	30	0	0	0
<b>Barishal Division</b>									
	Social Marketing Company (SMC)	310191	517593	25100	0	3	0	0	0
<b>Dhaka Division</b>									
	Social Marketing Company (SMC)	1655469	5153704	85616	200	111	0	0	0
<b>Mymensing Division</b>									
	Social Marketing Company (SMC)	904508	1476938	30840	30	20	0	0	0
<b>Chattogram Division</b>									
	Social Marketing Company (SMC)	1232094	2002729	69080	165	100	0	0	0
<b>Sylhet Division</b>									
	Social Marketing Company (SMC)	288705	655031	11604	45	20	0	0	0
<b>Total:</b>		<b>#####</b>	<b>14,204,901</b>	<b>370,990</b>	<b>762</b>	<b>424</b>	<b>0</b>	<b>0</b>	<b>0</b>

**Table -9: District wise Projection, Performance and Achievement Rate of Permanent and Long Acting Methods**

District	Permanent Method (Cases)					IUD (Cases)					Implant (Cases)				
	Yearly Projection	Reporting Month		July'21 to May'22		Yearly Projection	Reporting Month		July'21 to May'22		Yearly Projection	Reporting Month		July'21 to May'22	
		Perform.	Achi. Rate(%)	Perform.	Achi. Rate(%)		Perform.	Achi. Rate(%)	Perform.	Achi. Rate(%)		Perform.	Achi. Rate(%)	Perform.	Achi. Rate(%)
Dinajpur	3192	192	72.2	3173	108.4	3200	132	49.5	2113	72.0	13500	669	59.5	12647	102.2
Thakurgaon	2207	130	70.7	1387	68.6	1950	67	41.2	720	40.3	4500	396	105.6	4021	97.5
Panchagarh	1752	61	41.8	642	40.0	1970	60	36.5	700	38.8	4584	208	54.5	2870	68.3
Nilphamari	1932	105	65.2	1029	58.1	2800	200	85.7	1927	75.1	5800	354	73.2	4594	86.4
Rangpur	3322	166	60.0	1457	47.8	9300	225	29.0	2698	31.6	11500	574	59.9	8193	77.7
Kundram	12381	71	6.9	816	5.4	9500	213	26.9	2756	31.6	10200	204	24.0	3778	40.4
Gaibandha	1138	120	126.5	1543	147.9	5300	154	34.9	2325	47.9	6800	419	73.8	6581	102.4
Lalmonirhat	5077	47	11.1	800	17.2	6900	202	35.1	2383	37.7	8500	223	31.5	3470	44.5
<b>Rangpur Div.</b>	<b>31001</b>	<b>892</b>	<b>34.5</b>	<b>10647</b>	<b>37.5</b>	<b>40920</b>	<b>1253</b>	<b>36.7</b>	<b>15622</b>	<b>41.6</b>	<b>65384</b>	<b>3046</b>	<b>55.9</b>	<b>45954</b>	<b>76.7</b>
Bogura	4952	115	27.9	1849	40.7	5050	157	37.3	2402	51.9	13200	771	70.1	10895	90.0
Joipurhat	879	75	102.4	857	106.4	1800	59	39.3	1061	64.3	5800	212	43.9	4545	85.5
Naogaon	1462	98	72.2	1232	91.9	3200	152	57.0	1646	56.1	6500	359	66.3	5637	94.6
Chapai Nawabganj	3188	113	42.5	1574	53.9	4200	81	23.1	867	22.5	4800	71	17.8	1635	37.2
Rajshahi	6156	174	33.9	2237	39.6	8500	77	10.9	1057	13.6	11000	315	34.4	5081	50.2
Natore	2834	129	54.6	2002	77.1	2700	67	29.8	873	35.3	6500	545	100.6	5291	88.8
Pabna	1126	22	23.4	285	27.6	4500	243	64.8	2882	69.9	7900	319	48.5	4054	56.0
Seraiganj	2075	60	34.7	894	47.0	4800	432	108.0	5248	119.3	7500	333	53.3	5160	75.1
<b>Rajshahi Div.</b>	<b>22672</b>	<b>776</b>	<b>41.1</b>	<b>10930</b>	<b>52.6</b>	<b>34750</b>	<b>1268</b>	<b>43.8</b>	<b>16036</b>	<b>50.3</b>	<b>63200</b>	<b>2925</b>	<b>55.5</b>	<b>42278</b>	<b>73.0</b>
Kushtia	1482	121	98.0	1498	110.3	2500	32	15.4	631	27.5	5900	164	33.4	151	2.8
Meherpur	845	49	69.6	625	80.7	1100	20	21.8	271	26.9	1500	67	53.6	74	5.4
Chuadanga	1289	96	89.4	1340	113.4	1494	51	41.0	775	56.6	3500	168	57.6	181	5.6
Jhenaidaha	1262	128	121.7	1351	116.8	1550	73	56.5	909	64.0	5500	252	55.0	177	3.5
Magura	1694	46	32.6	693	44.6	1850	105	68.1	1091	64.3	3700	168	54.5	146	4.3
Narail	1455	33	27.2	355	26.6	1250	19	18.2	422	36.8	3200	109	40.9	76	2.6
Jashore	1584	69	52.3	1066	73.4	3200	57	21.4	1138	38.8	8300	224	32.4	357	4.7
Khulna	2120	89	50.4	1483	76.3	3500	235	80.6	2781	86.7	8200	595	87.1	442	5.9
Bagerhat	1428	45	37.8	670	51.2	1900	58	34.7	1126	64.7	4800	286	71.5	192	4.4
Satkhira	2168	59	32.7	766	38.5	1874	90	57.6	1057	61.5	3800	259	81.8	73	2.1
<b>Khulna Div.</b>	<b>15327</b>	<b>735</b>	<b>57.5</b>	<b>9847</b>	<b>70.1</b>	<b>20218</b>	<b>737</b>	<b>43.7</b>	<b>10201</b>	<b>55.0</b>	<b>48400</b>	<b>2292</b>	<b>56.8</b>	<b>1869</b>	<b>4.2</b>
Barguna	1540	71	55.3	824	58.4	2229	68	36.6	904	44.2	8200	374	54.7	4673	62.2
Patuakhali	2400	61	30.5	993	45.1	4053	170	50.3	2359	63.5	7332	500	81.8	6737	100.2
Barishal	2270	123	65.0	1650	79.3	4200	200	57.1	2178	56.6	8200	387	56.6	5375	71.5
Jhalakati	2622	32	14.6	364	15.1	1200	51	51.0	480	43.6	3200	138	51.8	1642	56.0
Bhola	2483	87	42.0	841	36.9	2364	127	64.5	1403	64.7	6500	147	27.1	2678	45.0
Porjura	804	43	64.2	630	85.5	2552	484	227.6	1839	78.6	4200	138	39.4	4003	104.0
<b>Barishal Div.</b>	<b>12119</b>	<b>417</b>	<b>41.3</b>	<b>5302</b>	<b>47.7</b>	<b>16598</b>	<b>1100</b>	<b>79.5</b>	<b>9163</b>	<b>60.2</b>	<b>37632</b>	<b>1684</b>	<b>53.7</b>	<b>25109</b>	<b>72.8</b>
Gopalganj	2377	105	53.0	1405	64.5	2500	34	16.3	651	28.4	4800	240	60.0	3305	75.1
Madanpur	955	39	49.0	526	60.1	3200	84	31.5	1263	43.1	6500	155	28.6	2286	38.4
Shariatpur	825	61	88.7	575	76.0	1200	108	108.0	1357	123.4	5500	182	39.7	2250	49.6
Faridpur	2800	182	78.0	1984	77.3	3500	168	57.6	2302	71.8	7500	440	70.4	6870	99.9
Raibhanj	950	47	59.4	142	16.3	2800	142	60.9	1451	55.5	5520	369	90.2	3219	63.6
Dhaka	12197	1120	110.2	950	8.5	9800	950	116.3	10354	116.3	11200	1264	135.4	12196	118.2
Gazipur	7956	42	6.3	160	2.2	5500	160	34.9	1771	35.1	7500	266	42.6	3185	46.3
Munshiganj	5292	52	11.8	84	1.7	2800	84	36.0	1030	40.1	6500	132	24.4	2245	37.7
Narayanganj	4761	235	59.2	124	2.8	6500	124	22.9	1606	27.0	7200	369	61.5	3929	59.5
Narsingdi	3303	287	104.3	148	4.9	3500	148	50.7	2781	86.7	5500	207	45.2	3290	65.3
Manikganj	4675	237	60.8	76	1.8	4500	76	20.3	901	21.8	6200	493	95.4	4168	73.3
Tangail	10852	137	15.1	212	2.1	8200	212	31.0	2506	33.3	6500	497	91.8	8135	136.5
Kishoreganj	1671	203	145.8	181	11.8	6200	181	35.0	2857	50.3	7500	512	81.9	7269	105.7
<b>Dhaka Div.</b>	<b>58614</b>	<b>2747</b>	<b>56.2</b>	<b>6567</b>	<b>12.2</b>	<b>60200</b>	<b>2471</b>	<b>49.3</b>	<b>30830</b>	<b>55.9</b>	<b>87920</b>	<b>5126</b>	<b>70.0</b>	<b>62287</b>	<b>77.3</b>
Jamalpur	2021	45	26.7	110	5.9	3500	122	41.8	1585	49.4	7500	227	36.3	5736	83.4
Sherpur	1725	74	51.5	52	3.3	1750	46	31.5	599	37.3	7200	178	29.7	3336	50.5
Mymensingh	3808	146	46.0	277	7.9	13100	336	30.8	3869	32.2	11500	783	81.7	8686	82.4
Netrokona	1765	68	46.2	64	4.0	2100	33	18.9	2857	148.4	7800	406	62.5	7269	101.7
<b>Mymensingh Div.</b>	<b>9319</b>	<b>333</b>	<b>42.9</b>	<b>503</b>	<b>5.9</b>	<b>20450</b>	<b>537</b>	<b>31.5</b>	<b>8910</b>	<b>47.5</b>	<b>34000</b>	<b>1594</b>	<b>56.3</b>	<b>25027</b>	<b>80.3</b>
B. Baria	2229	38	20.5	622	30.4	4500	160	42.7	2754	66.8	11000	504	55.0	7160	71.0
Cumilla	5541	194	42.0	2908	57.3	10500	432	49.4	6507	67.6	12200	814	80.1	9730	87.0
Chandpur	2930	111	45.5	1560	58.1	5200	361	83.3	4203	88.2	7900	510	77.5	5797	80.1
Feni	2603	71	32.7	980	41.1	2796	241	103.4	2863	111.7	5500	275	60.0	3306	65.6
Noakhali	2292	127	66.5	1745	83.1	4500	287	79.2	3928	95.2	8600	623	86.9	8528	108.2
Laxmipur	16307	42	3.1	589	3.9	8650	155	21.5	1932	24.4	9144	231	30.3	2965	35.6
Chattoagram	4482	225	60.2	3184	77.5	7800	689	106.0	8839	123.6	13600	1386	122.3	13936	111.8
Cox's Bazar	5468	82	13.6	766	15.3	4800	418	104.5	4264	96.9	7800	708	108.9	8508	119.0
Rangamati	1965	1	0.6	55	3.1	1300	99	91.4	931	78.1	2500	141	67.7	1814	79.2
Khagrachhari	2350	7	3.6	113	5.2	1380	116	100.9	1407	111.2	2400	205	102.5	1982	90.1
Bandarban	1400	15	12.9	135	10.5	1400	78	66.9	1240	96.6	3000	146	58.4	1843	67.0
<b>Chattoagram Div.</b>	<b>47567</b>	<b>893</b>	<b>22.5</b>	<b>997</b>	<b>2.3</b>	<b>52826</b>	<b>3046</b>	<b>69.2</b>	<b>38868</b>	<b>80.3</b>	<b>83644</b>	<b>5543</b>	<b>79.5</b>	<b>65589</b>	<b>85.5</b>
Sylhet	2202	115	62.7	1882	93.2	3655	128	42.0	1763	52.6	7900	525	79.7	5408	74.7
Habiganj	8908	47	6.3	1276	15.6	5383	112	25.0	1595	32.3	6300	326	62.1	4144	71.8
Moulavibazar	4246	49	13.8	646	16.6	3800	130	41.1	1716	49.3	5520	347	75.4	4282	84.6
Sunamganj	3000	50	20.0	1218	44.3	6200	114	22.1	1536	27.0	10000	218	26.2	6456	70.4
<b>Sylhet Div.</b>	<b>18356</b>	<b>261</b>	<b>17.1</b>	<b>227</b>	<b>1.3</b>	<b>19038</b>	<b>484</b>	<b>30.5</b>	<b>6610</b>	<b>37.9</b>	<b>29720</b>	<b>1416</b>	<b>57.2</b>	<b>20290</b>	<b>74.5</b>
<b>National</b>	<b>214975</b>	<b>7054</b>	<b>39.4</b>	<b>5974</b>	<b>3.0</b>	<b>265000</b>	<b>10896</b>	<b>49.3</b>	<b>136240</b>	<b>56.1</b>	<b>449900</b>	<b>23626</b>	<b>63.0</b>	<b>288403</b>	<b>69.9</b>





**Table -11: Method wise Users (Normal & Postpartum as Old, New, Dropout, Postpartum Expire) and CAR by District at the end of May 2022**

Name of District	Total Eligible Couple	Oral Pill													Total Oral Pill
		Normal						Postpartum						Postpartum Expire	
		Old	New	Total	Dropout		Old	New	Total	Dropout					
					No Method	Switch Over				No Method	Switch Over				
Dinajpur	672511	255264	1037	256301	807	613	17490	855	18345	92	98	637	274646		
Thakurgaon	307578	116123	626	116749	289	300	4570	267	4837	24	25	174	121586		
Panchagarh	228352	94358	448	94806	317	213	3905	299	4204	26	47	212	99010		
Niphamani	418449	160003	881	160884	570	508	7714	522	8236	60	82	272	169120		
Rangpur	609976	218418	1273	219691	835	539	9653	476	10129	81	87	959	229820		
Kurigram	544948	198934	1191	200125	671	544	7853	590	8443	112	115	408	208568		
Gaibandha	559158	208791	1349	210140	1019	397	5905	318	6233	60	33	243	216363		
Lalmonirhat	284580	96607	625	97232	396	360	4859	233	5092	49	52	139	102324		
<b>Rangpur Div.</b>	<b>3625552</b>	<b>1348498</b>	<b>7430</b>	<b>1355928</b>	<b>4904</b>	<b>3474</b>	<b>61949</b>	<b>3560</b>	<b>65509</b>	<b>504</b>	<b>539</b>	<b>3044</b>	<b>1421437</b>		
Bogura	778049	300375	1834	302209	1260	907	12922	733	13655	72	81	584	315864		
Joipurhat	214977	81553	619	82172	355	230	3626	333	3959	36	39	163	86131		
Naogaon	595435	249105	1456	250561	1111	542	9454	475	9929	53	51	397	260490		
Chapainawabganj	382878	137078	661	137739	519	294	4968	313	5281	47	47	274	143020		
Rajshahi	618887	201930	2235	204165	1262	1049	10007	744	10751	222	261	234	214916		
Natore	417175	158169	803	158972	557	457	7479	503	7982	44	107	313	166954		
Pabna	595986	213304	1414	214718	901	536	8996	660	9656	64	65	293	224374		
Serajganj	670716	250258	1119	251377	930	547	17601	753	18354	102	124	415	269731		
<b>Rajshahi Div.</b>	<b>4274103</b>	<b>1591772</b>	<b>10141</b>	<b>1601913</b>	<b>6895</b>	<b>4562</b>	<b>75053</b>	<b>4514</b>	<b>79567</b>	<b>635</b>	<b>775</b>	<b>2623</b>	<b>1681480</b>		
Kustia	457154	144824	727	145551	549	315	6855	356	7211	168	89	242	152762		
Meherpur	162447	45104	273	45377	134	119	1376	78	1454	20	13	42	46831		
Chuadanga	262493	89352	427	89779	83	53	4318	195	4513	7	5	66	94292		
Jhenaidaha	395892	148687	624	149311	17698	225	5125	339	5464	78	85	158	154775		
Magura	195881	72792	424	73216	271	142	4682	220	4902	29	27	153	78118		
Narail	157557	61003	436	61439	216	141	2272	139	2411	20	35	61	63850		
Jashore	621412	190508	753	191261	581	372	7387	374	7761	83	81	257	199022		
Khulna	502289	180170	860	181030	745	656	5872	312	6184	101	87	2067	187214		
Bagerhat	304908	113603	743	114346	513	392	6245	352	6597	59	100	169	120943		
Satkhira	442185	172087	1061	173148	605	313	6073	419	6492	54	62	225	179640		
<b>Khulna Div.</b>	<b>3502218</b>	<b>1218130</b>	<b>6328</b>	<b>1224458</b>	<b>21395</b>	<b>2728</b>	<b>50205</b>	<b>2784</b>	<b>52989</b>	<b>619</b>	<b>584</b>	<b>3440</b>	<b>1277447</b>		
Barguna	200226	67525	1083	68608	459	500	5330	404	5734	47	145	122	74342		
Patuakhali	340947	113204	854	114058	584	431	7343	369	7712	93	101	146	121770		
Barishal	430386	151970	1194	153164	814	478	8459	441	8900	92	65	214	162064		
Jhalakati	117751	41273	341	41614	223	127	1987	214	2201	68	67	44	43815		
Bhola	370920	108422	606	109028	429	319	8869	346	9215	53	76	251	118243		
Pirojpur	208313	75623	817	76440	684	384	6589	628	7217	99	82	364	83657		
<b>Barishal Div.</b>	<b>1668543</b>	<b>558017</b>	<b>4895</b>	<b>562912</b>	<b>3193</b>	<b>2239</b>	<b>38577</b>	<b>2402</b>	<b>40979</b>	<b>452</b>	<b>536</b>	<b>1141</b>	<b>603891</b>		

Name of District	Total E. Couple	Oral Pill													Total Oral Pill
		Normal						Postpartum						Postpartum Expire	
		Old	New	Total	Dropout		Old	New	Total	Dropout					
					No Method	Switch Over				No Method	Switch Over				
Gopalganj	225585	87220	596	87816	404	283	3487	243	3730	21	62	93	91546		
Madaripur	237253	84194	546	84740	356	191	4316	315	4631	29	26	136	89371		
Shariatpur	219276	73087	561	73648	310	170	5225	265	5490	71	60	122	79138		
Faridpur	400649	130900	1039	131939	912	521	7165	562	7727	134	106	225	139666		
Rajbari	238003	80200	386	80586	288	213	4384	228	4612	35	58	118	85198		
Dhaka	691216	218265	1525	219790	804	615	9831	821	10652	578	119	204	230442		
Gazipur	421725	171521	728	172249	546	233	7057	357	7414	64	23	222	179663		
Munshiganj	304138	104667	493	105160	708	313	6070	225	6295	93	74	184	111455		
Narayanganj	542124	196153	1426	197579	1054	759	10077	637	10714	113	131	369	208293		
Narsingdi	443873	157016	748	157764	674	319	7903	512	8415	91	50	133	166179		
Manikganj	311824	108445	737	109182	511	270	4810	352	5162	70	51	235	114344		
Tangail	853289	332937	1424	334361	1129	609	10770	777	11547	131	124	393	345908		
Kishoreganj	571150	217798	1151	218949	852	486	12436	396	12832	116	96	169	231781		
<b>Dhaka Div.</b>	<b>5460105</b>	<b>1962403</b>	<b>11360</b>	<b>1973763</b>	<b>8548</b>	<b>4982</b>	<b>93531</b>	<b>5690</b>	<b>99221</b>	<b>1546</b>	<b>980</b>	<b>2603</b>	<b>2072984</b>		
Jamalpur	483669	169381	2445	171826	1596	705	8604	1151	9755	103	146	258	181581		
Sherpur	325799	124350	694	125044	435	244	5524	247	5771	28	44	152	130815		
Mymensingh	1069228	478832	2548	481380	2122	1078	30153	1421	31574	137	96	1137	512954		
Netrokona	425210	175571	1060	176631	638	380	9665	500	10165	82	55	315	186796		
<b>Mymensingh Div.</b>	<b>2303906</b>	<b>948134</b>	<b>6747</b>	<b>954881</b>	<b>4791</b>	<b>2407</b>	<b>53946</b>	<b>3319</b>	<b>57265</b>	<b>350</b>	<b>341</b>	<b>1862</b>	<b>1012146</b>		
Brahmanbaria	546702	158512	1056	159568	1027	366	13966	651	14617	148	66	555	174185		
Cumilla	1137699	383310	2302	385612	1434	902	26539	1472	28011	261	186	902	413623		
Chandpur	479116	170094	701	170795	647	346	13499	514	14013	104	60	341	184808		
Feni	287478	83644	638	84282	388	261	7395	346	7741	79	73	125	92023		
Noakhali	598355	188402	990	189392	889	337	14975	754	15729	138	78	241	205121		
Lakshimpur	332436	101266	486	101752	422	156	7160	255	7415	67	33	173	109167		
Chattogram	1065322	388508	2152	390660	2135	938	22222	1100	23322	184	176	586	413982		
Cox's Bazar	437565	141600	985	142585	705	415	15152	697	15849	159	140	397	158434		
Rangamati	102564	39545	256	39801	136	122	1144	139	1283	15	16	67	41084		
Khagracharan	116056	47830	340	48170	256	114	1924	146	2070	36	29	90	50240		
Bandarban	74867	22370	355	22725	193	153	3045	284	3329	35	43	124	26054		
<b>Chattogram Div.</b>	<b>5178160</b>	<b>1725081</b>	<b>10261</b>	<b>1735342</b>	<b>8232</b>	<b>4110</b>	<b>127021</b>	<b>6358</b>	<b>133379</b>	<b>1226</b>	<b>900</b>	<b>1868721</b>			
Sylhet	609534	173516	1598	175114	2145	362	13953	643	14596	153	65	327	189710		
Habiganj	403126	147977	1039	149016	965	316	12486	647	13133	154	76	291	162149		
Moulavi Bazar	345246	116175	1009	117184	854	502	9496	749	10245	116	118	377	127429		
Sunamganj	402189	132350	1491	133841	987	655	11785	1093	12878	120	133	250	146719		
<b>Sylhet Div.</b>	<b>1760095</b>	<b>570018</b>	<b>5137</b>	<b>575155</b>	<b>4951</b>	<b>1835</b>	<b>47720</b>	<b>3132</b>	<b>50852</b>	<b>543</b>	<b>392</b>	<b>1245</b>	<b>626007</b>		
<b>National</b>	<b>27772682</b>	<b>9922053</b>	<b>62299</b>	<b>9984352</b>	<b>62909</b>	<b>26337</b>	<b>548002</b>	<b>31759</b>	<b>579761</b>	<b>5875</b>	<b>5047</b>	<b>19559</b>	<b>10564113</b>		

Name of District	Condom												Total Condom
	Normal					Postpartum							
	Old	New	Total	Drop out		Old	New	Total	Drop out		Postpartum Expire		
				No Methd	Switch Over				No Methd	Switch Over			
Dinajpur	30278	363	30641	269	153	2144	152	2296	22	33	101	32937	
Thakurgaon	10109	99	10208	70	40	483	25	508	2	4	11	10716	
Panchgarh	7569	159	7728	78	28	531	39	570	14	7	18	8298	
Niphamani	13237	136	13373	85	90	991	65	1056	17	26	36	14429	
Rangpur	29617	478	30095	210	114	1944	189	2133	35	60	36	32228	
Kurigram	23703	626	24329	308	126	1643	96	1739	27	11	48	26068	
Gaibandha	26168	391	26559	277	134	1481	90	1571	38	11	30	28130	
Lalmonirhat	8164	108	8272	137	38	815	36	851	4	4	32	9123	
<b>Rangpur Div.</b>	<b>148845</b>	<b>2360</b>	<b>151205</b>	<b>1434</b>	<b>723</b>	<b>10032</b>	<b>692</b>	<b>10724</b>	<b>159</b>	<b>156</b>	<b>312</b>	<b>161929</b>	
Bogura	57363	595	57958	289	440	2324	141	2465	18	27	108	60423	
Joipurhat	14179	128	14307	51	54	749	29	778	8	9	45	15085	
Naogaon	31870	403	32273	723	125	1831	123	1954	14	18	91	34227	
Nawabganj	42888	324	43212	219	101	2430	156	2586	15	16	147	45798	
Rajshahi	75879	1785	77664	909	745	6227	649	6876	279	267	89	84540	
Natore	36666	503	37169	237	158	2057	117	2174	82	47	69	39343	
Pabna	46554	351	46905	243	97	2564	104	2668	16	11	79	49573	
Serajganj	60496	482	60978	319	136	4534	157	4691	39	38	100	65669	
<b>Rajshahi Div.</b>	<b>365895</b>	<b>4571</b>	<b>370466</b>	<b>2990</b>	<b>1856</b>	<b>22716</b>	<b>1476</b>	<b>24192</b>	<b>471</b>	<b>433</b>	<b>728</b>	<b>394658</b>	
Kustia	50547	511	51058	242	143	2882	171	3053	34	22	94	54111	
Meherpur	14993	121	15114	57	49	627	46	673	6	3	16	15787	
Chuadanga	18562	157	18719	99	45	1002	52	1054	6	14	474	19773	
Jhenaidaha	28989	268	29257	148	64	1816	129	1945	307	25	49	31202	
Magura	11858	124	11982	80	39	1101	53	1154	19	33	23	13136	
Narail	12737	119	12856	90	40	629	27	656	17	7	5	13512	
Jashore	51985	434	52419	265	144	2995	141	3136	31	33	105	55555	
Khulna	52238	1012	53250	595	131	1932	94	2026	34	27	52	55276	
Bagerhat	20733	369	21102	212	130	1404	88	1492	34	25	18	22594	
Satkhira	28105	270	28375	151	131	1624	89	1713	25	11	80	30088	
<b>Khulna Div.</b>	<b>290747</b>	<b>3385</b>	<b>294132</b>	<b>1939</b>	<b>916</b>	<b>16012</b>	<b>890</b>	<b>16902</b>	<b>513</b>	<b>200</b>	<b>916</b>	<b>311034</b>	
Barguna	5326	184	5510	94	89	604	36	640	7	12	10	6150	
Patuakhali	12424	198	12622	105	80	1168	55	1223	18	18	11	13845	
Barishal	25962	311	26273	240	189	2158	113	2271	27	18	50	28544	
Jhalakati	6026	88	6114	73	31	457	38	495	14	13	4	6609	
Bhola	12711	230	12941	204	78	793	49	842	8	5	15	13783	
Pirojpur	10719	159	10878	112	60	837	61	898	14	5	33	11776	
<b>Barishal Div.</b>	<b>73168</b>	<b>1170</b>	<b>74338</b>	<b>828</b>	<b>527</b>	<b>6017</b>	<b>352</b>	<b>6369</b>	<b>88</b>	<b>71</b>	<b>123</b>	<b>80707</b>	

Name of District	Condom												Total Condom
	Normal					Postpartum							
	Old	New	Total	Drop out		Old	New	Total	Drop out		Postpartum Expire		
				No Methd	Switch Over				No Methd	Switch Over			
Gopalganj	22199	268	22467	217	105	1586	77	1663	20	16	50	24130	
Madaripur	15148	138	15286	113	33	1610	69	1679	22	16	22	16965	
Shariatpur	18253	215	18468	100	44	1497	44	1541	15	8	38	20009	
Faridpur	42593	545	43138	238	151	2572	203	2775	60	28	91	45913	
Rajbari	19742	310	20052	145	51	1391	81	1472	41	11	35	21524	
Dhaka	75570	613	76183	345	187	5065	281	5346	44	47	166	81529	
Gazipur	33404	211	33615	141	57	2172	71	2243	20	15	30	35858	
Munshiganj	28931	209	29140	125	74	2468	100	2568	13	16	58	31708	
Narayanganj	39559	441	40000	348	222	3675	174	3849	51	47	123	43849	
Narshingdi	30427	476	30903	203	111	2695	124	2819	25	22	64	33722	
Manikganj	29541	294	29835	202	100	1696	146	1842	17	14	75	31677	
Tangail	65454	494	65948	298	123	3095	181	3276	55	34	65	69224	
Kishoreganj	31025	651	31676	432	388	3071	212	3283	93	61	65	34959	
<b>Dhaka Div.</b>	<b>451846</b>	<b>4865</b>	<b>456711</b>	<b>2907</b>	<b>1646</b>	<b>32593</b>	<b>1763</b>	<b>34356</b>	<b>476</b>	<b>335</b>	<b>882</b>	<b>491067</b>	
Jamalpur	27293	175	27468	100	52	1803	83	1886	15	9	20	29354	
Sherpur	15523	159	15682	80	30	894	30	924	11	19	34	16606	
Mymensingh	47299	658	47957	444	238	4149	303	4452	33	21	114	52409	
Netrokona	15140	256	15396	181	98	1659	78	1737	20	13	59	17133	
<b>Mymensingh Div.</b>	<b>105255</b>	<b>1248</b>	<b>106503</b>	<b>805</b>	<b>418</b>	<b>8505</b>	<b>494</b>	<b>8999</b>	<b>79</b>	<b>62</b>	<b>227</b>	<b>115502</b>	
Brahmanbarā	33530	322	33852	407	75	2821	141	2962	182	14	58	36814	
Cumilla	67098	680	67778	485	221	6929	374	7303	92	53	199	75081	
Chandpur	22745	240	22985	163	85	2325	128	2453	12	21	41	25438	
Feni	18922	212	19134	160	95	2270	117	2387	18	19	26	21521	
Noakhali	37949	266	38215	318	57	4305	168	4473	47	12	34	42688	
Lakshimpur	15310	118	15428	91	30	1601	69	1670	10	15	44	17098	
Chattoagram	74368	749	75117	477	239	6982	306	7288	67	46	174	82405	
Cox's Bazar	19774	256	20030	159	68	2636	129	2765	29	13	26	22795	
Rangamati	6114	67	6181	29	17	299	8	307	3	0	9	6488	
Khagrachhari	3708	37	3745	18	14	237	12	249	1	3	4	3994	
Bandarban	3600	142	3742	126	61	444	50	494	14	9	6	4236	
<b>Chattoagram Div.</b>	<b>303118</b>	<b>3089</b>	<b>306207</b>	<b>2433</b>	<b>962</b>	<b>30849</b>	<b>1502</b>	<b>32351</b>	<b>475</b>	<b>205</b>	<b>621</b>	<b>338558</b>	
Sylhet	52157	625	52782	1095	74	4834	200	5034	45	17	58	57816	
Habiganj	21363	256	21619	232	50	2520	110	2630	33	7	30	24249	
Moulavi Bazar	18135	276	18411	193	91	1402	147	1549	24	15	22	19960	
Sunamganj	24844	608	25452	498	191	3907	274	4181	110	35	114	29633	
<b>Sylhet Div.</b>	<b>116499</b>	<b>1765</b>	<b>118264</b>	<b>2018</b>	<b>406</b>	<b>12663</b>	<b>731</b>	<b>13394</b>	<b>212</b>	<b>74</b>	<b>224</b>	<b>131658</b>	
<b>National</b>	<b>1855373</b>	<b>22453</b>	<b>1877826</b>	<b>15354</b>	<b>7454</b>	<b>139387</b>	<b>7900</b>	<b>147287</b>	<b>2473</b>	<b>1536</b>	<b>4033</b>	<b>2025113</b>	

Name of District	Injectable											Total Injectable
	Normal					Postpartum					Postpartum Expire	
	Old	New	Total	Drop out		Old	New	Total	Drop out			
				No Methd	Switch Over				No Methd	Switch Over		
Dinajpur	69127	471	69598	325	338	3034	150	3184	27	35	118	72782
Thakurgaon	58045	269	58314	217	311	1378	51	1429	10	5	37	59743
Panchgarh	39335	326	39661	268	267	852	43	895	9	7	48	40556
Nilphamari	68200	433	68633	258	304	2785	138	2923	23	28	90	71556
Rangpur	104005	732	104737	510	684	3657	173	3830	65	105	74	108567
Kurigram	107872	894	108766	612	565	2104	114	2218	23	411	66	110984
Gaibandha	95438	976	96414	727	554	2393	101	2494	60	21	71	98908
Lalmonirhat	57291	376	57667	222	203	1509	60	1569	14	12	95	59236
<b>Rangpur Div.</b>	<b>599313</b>	<b>4477</b>	<b>603790</b>	<b>3139</b>	<b>3226</b>	<b>17712</b>	<b>830</b>	<b>18542</b>	<b>231</b>	<b>624</b>	<b>599</b>	<b>622332</b>
Bogura	103427	665	104092	437	361	2904	159	3063	15	21	127	107155
Joipurhat	23593	131	23724	61	56	559	26	585	5	6	12	24309
Naogaon	53987	506	54493	326	257	1507	65	1572	15	39	58	56065
Nawabganj	51303	253	51556	222	185	1218	45	1263	21	10	49	52819
Rajshahi	86158	1381	87539	693	812	4235	337	4572	123	135	55	92111
Natore	45553	504	46057	232	301	1472	72	1544	18	33	41	47601
Pabna	100629	365	100994	296	176	2809	71	2880	13	16	58	103874
Seraiganj	117467	737	118204	348	314	4599	120	4719	40	34	123	122923
<b>Rajshahi Div.</b>	<b>582117</b>	<b>4542</b>	<b>586659</b>	<b>2615</b>	<b>2462</b>	<b>19303</b>	<b>895</b>	<b>20198</b>	<b>250</b>	<b>294</b>	<b>523</b>	<b>606857</b>
Kustia	70123	476	70599	198	237	2215	92	2307	19	13	70	72906
Meherpur	34218	158	34376	78	126	494	46	540	0	2	13	34916
Chuadanga	51226	269	51497	168	193	1316	82	1398	10	24	48	52895
Jhenaidaha	48140	285	48425	173	164	1578	65	1643	21	37	23	50068
Magura	25392	193	25585	96	104	1456	52	1508	3	2	44	27093
Narail	17502	125	17627	81	74	416	12	428	2	6	4	18055
Jashore	123874	463	124337	355	294	3140	83	3223	17	29	66	127560
Khulna	67775	1000	68775	506	375	1609	71	1680	16	15	24	70455
Bagerhat	40839	437	41276	281	241	1374	69	1443	15	16	21	42719
Satkhira	64894	356	65250	193	162	1260	53	1313	10	7	55	66563
<b>Khulna Div.</b>	<b>543985</b>	<b>3762</b>	<b>547747</b>	<b>2129</b>	<b>1970</b>	<b>14858</b>	<b>625</b>	<b>15483</b>	<b>113</b>	<b>151</b>	<b>368</b>	<b>563230</b>
Barguna	37120	590	37710	310	326	1593	63	1656	49	21	34	39366
Patuakhali	70159	495	70654	278	1581	2621	107	2728	66	29	76	73382
Barishal	62105	589	62694	436	316	2791	104	2895	34	15	68	65589
Jhalakati	15977	165	16142	125	45	462	39	501	20	15	14	16643
Bhola	111466	666	112132	774	644	3707	151	3858	27	43	111	115990
Pirojpur	28443	318	28761	242	154	1038	44	1082	12	8	44	29843
<b>Barishal Div.</b>	<b>325270</b>	<b>2823</b>	<b>328093</b>	<b>2165</b>	<b>3066</b>	<b>12212</b>	<b>508</b>	<b>12720</b>	<b>208</b>	<b>131</b>	<b>347</b>	<b>340813</b>

Name of District	Injectable											Total Injectable
	Normal					Postpartum					Postpartum Expire	
	Old	New	Total	Drop out		Old	New	Total	Drop out			
				No Methd	Switch Over				No Methd	Switch Over		
Gopalganj	21363	260	21623	142	77	917	27	944	3	3	16	22572
Madaripur	34762	189	34951	137	111	1620	36	1656	17	22	34	36607
Shariatpur	30481	184	30665	186	98	1412	29	1441	11	1	22	32106
Faridpur	43904	489	44393	259	204	1078	58	1136	35	21	37	45529
Rajbari	31994	252	32246	170	140	1122	40	1162	9	10	25	33408
Dhaka	91343	590	91933	307	243	3757	132	3889	51	31	74	95822
Gazipur	40318	222	40540	135	66	1192	38	1230	1	4	28	41770
Munshiganj	31737	134	31871	119	92	1546	38	1584	39	9	23	33455
Narayanganj	71501	644	72145	381	277	3071	89	3160	29	23	88	75305
Narsingdi	64190	436	64626	315	407	2662	96	2758	52	36	44	67384
Manikganj	34932	306	35238	222	126	1141	54	1195	11	10	24	36433
Tangail	99551	515	100066	453	248	2124	71	2195	36	15	55	102261
Kishoreganj	65130	908	66038	550	529	3154	167	3321	61	53	54	69359
<b>Dhaka Div.</b>	<b>661206</b>	<b>5129</b>	<b>666335</b>	<b>3376</b>	<b>2623</b>	<b>24796</b>	<b>875</b>	<b>25671</b>	<b>355</b>	<b>238</b>	<b>524</b>	<b>692006</b>
Jamalpur	85390	274	85664	264	161	2588	75	2663	22	5	38	88327
Sherpur	51782	207	51989	187	121	1328	35	1363	12	21	47	53352
Mymensingh	118497	950	119447	665	488	5927	213	6140	92	25	198	125587
Netrokona	47808	416	48224	296	252	3221	108	3329	33	11	77	51553
<b>Mymensingh Div.</b>	<b>303477</b>	<b>1847</b>	<b>305324</b>	<b>1412</b>	<b>1022</b>	<b>13064</b>	<b>431</b>	<b>13495</b>	<b>159</b>	<b>62</b>	<b>360</b>	<b>318819</b>
Brahmanbaria	68652	412	69064	555	131	3800	123	3923	107	8	75	72987
Cumilla	172743	951	173694	737	451	8725	375	9100	87	60	141	182794
Chandpur	73932	383	74315	330	231	3287	124	3411	14	32	88	77726
Feni	39093	309	39402	217	130	2309	92	2401	22	12	22	41803
Noakhali	93666	418	94084	421	123	6433	168	6601	39	17	84	100685
Lakshimpur	68365	299	68664	213	66	3752	195	3947	20	7	89	72611
Chattogram	112927	847	113774	601	393	7080	226	7306	55	38	129	121080
Cox's Bazar	87705	752	88457	515	266	7579	273	7852	66	55	136	96309
Rangamati	13268	88	13356	71	62	389	10	399	3	0	8	13755
Khagrachhari	16538	83	16621	67	48	502	5	507	3	2	6	17128
Bandarban	11475	174	11649	189	102	862	45	907	15	10	13	12556
<b>Chattogram Div.</b>	<b>758364</b>	<b>4716</b>	<b>763080</b>	<b>3916</b>	<b>2003</b>	<b>44718</b>	<b>1636</b>	<b>46354</b>	<b>431</b>	<b>241</b>	<b>791</b>	<b>809434</b>
Sylhet	97125	712	97837	553	104	5921	133	6054	68	29	67	103891
Habiganj	41910	270	42180	302	95	3377	70	3447	10	3	25	45627
Moulavi Bazar	39343	276	39619	286	129	1432	47	1479	15	13	13	41098
Sunamganj	46948	637	47585	444	225	3848	152	4000	36	20	51	51585
<b>Sylhet Div.</b>	<b>225326</b>	<b>1895</b>	<b>227221</b>	<b>1585</b>	<b>553</b>	<b>14578</b>	<b>402</b>	<b>14980</b>	<b>129</b>	<b>65</b>	<b>156</b>	<b>242201</b>
<b>National</b>	<b>3999058</b>	<b>29191</b>	<b>4028249</b>	<b>20337</b>	<b>16925</b>	<b>161241</b>	<b>6202</b>	<b>167443</b>	<b>1876</b>	<b>1806</b>	<b>3668</b>	<b>4195692</b>

Name of District	IUD											Total IUD
	Normal					Postpartum					Postpartum Expire	
	Old	New	Total	Drop out		Old	New	Total	Drop out			
				No Methd	Switch Over				No Methd	Switch Over		
Dinajpur	9995	60	10055	35	34	340	14	354	4	3	10	10409
Thakurgaon	1794	6	1800	6	1	69	3	72	0	0	2	1872
Panchgarh	3962	10	3972	8	9	55	0	55	1	0	1	4027
Nilphamari	5532	41	5573	25	31	231	4	235	0	1	5	5808
Rangpur	13191	52	13243	67	14	547	4	551	2	1	9	13794
Kurigram	11605	92	11697	48	33	166	6	172	3	1	4	11869
Gaibandha	17067	54	17121	114	46	297	3	300	3	0	6	17421
Lalmonirhat	2602	32	2634	105	32	141	8	149	1	2	2	2783
<b>Rangpur Div.</b>	<b>65748</b>	<b>347</b>	<b>66095</b>	<b>408</b>	<b>200</b>	<b>1846</b>	<b>42</b>	<b>1888</b>	<b>14</b>	<b>8</b>	<b>39</b>	<b>67983</b>
Bogra	19185	41	19226	64	25	226	7	233	5	0	6	19459
Joipurhat	3092	19	3111	4	9	48	0	48	0	0	2	3159
Naogaon	10105	42	10147	38	22	239	12	251	89	0	10	10398
Nawabganj	5280	22	5302	12	7	158	2	160	2	0	4	5462
Rajshahi	7089	35	7124	25	20	198	4	202	1	1	5	7326
Natore	7649	32	7681	19	17	168	9	177	3	3	7	7858
Pabna	21402	45	21447	76	18	204	10	214	15	1	2	21661
Seraiganj	20445	149	20594	68	36	1481	9	1490	5	1	3	22084
<b>Rajshahi Div.</b>	<b>94247</b>	<b>385</b>	<b>94632</b>	<b>306</b>	<b>154</b>	<b>2722</b>	<b>53</b>	<b>2775</b>	<b>120</b>	<b>6</b>	<b>39</b>	<b>97407</b>
Kustia	4736	12	4748	14	10	63	2	65	1	0	3	4813
Meherpur	2040	1	2041	4	5	27	0	27	0	0	2	2068
Chuadanga	4410	22	4432	16	8	100	5	105	0	0	2	4537
Jhenaidaha	7213	21	7234	27	12	154	2	156	0	0	2	7390
Magura	3764	30	3794	6	10	175	7	182	7	0	1	3976
Narail	4380	4	4384	29	5	45	0	45	0	1	1	4429
Jashore	16767	36	16803	33	19	346	4	350	1	2	7	17153
Khulna	12739	56	12795	50	25	456	9	465	228	2	10	13260
Bagerhat	9670	38	9708	37	15	381	3	384	0	0	1	10092
Satkhira	9467	22	9489	17	4	428	2	430	1	2	5	9919
<b>Khulna Div.</b>	<b>75186</b>	<b>242</b>	<b>75428</b>	<b>233</b>	<b>113</b>	<b>2175</b>	<b>34</b>	<b>2209</b>	<b>238</b>	<b>7</b>	<b>34</b>	<b>77637</b>
Barguna	4285	29	4314	21	14	116	1	117	2	1	1	4431
Patuakhali	8162	40	8202	30	22	445	8	453	2	0	7	8655
Barishal	12021	36	12057	47	20	379	3	382	0	0	5	12439
Jhalakati	4479	10	4489	19	11	85	4	89	2	2	2	4578
Bhola	10788	31	10819	18	12	278	9	287	0	0	3	11106
Pirojpur	9055	30	9085	36	26	231	4	235	0	2	5	9320
<b>Barishal Div.</b>	<b>48790</b>	<b>176</b>	<b>48966</b>	<b>171</b>	<b>105</b>	<b>1534</b>	<b>29</b>	<b>1563</b>	<b>6</b>	<b>5</b>	<b>23</b>	<b>50529</b>

Name of District	IUD											Total IUD
	Normal					Postpartum					Postpartum Expire	
	Old	New	Total	Drop out		Old	New	Total	Drop out			
				No Methd	Switch Over				No Methd	Switch Over		
Gopalganj	4362	9	4371	14	4	102	1	103	0	0	4	4474
Madaripur	7396	43	7439	27	10	272	7	279	0	0	4	7718
Shariatpur	8987	42	9029	37	12	272	1	273	4	2	8	9302
Faridpur	14399	75	14474	65	20	298	10	308	2	1	23	14782
Rajbari	5965	25	5990	25	14	97	0	97	1	1	3	6087
Dhaka	21037	85	21122	40	23	782	21	803	3	2	9	21925
Gazipur	8915	21	8936	19	6	139	4	143	1	0	0	9079
Munshiganj	7430	13	7443	43	17	349	4	353	3	2	11	7796
Narayanganj	11494	41	11535	45	24	398	5	403	4	2	2	11938
Narsingdi	14872	34	14906	27	22	430	7	437	2	1	6	15343
Manikganj	6976	23	6999	21	15	89	3	92	0	0	7	7091
Tangail	20345	81	20426	72	25	311	4	315	3	5	5	20741
Kishoreganj	19042	73	19115	70	45	671	15	686	3	7	3	19801
<b>Dhaka Div.</b>	<b>151220</b>	<b>565</b>	<b>151785</b>	<b>505</b>	<b>237</b>	<b>4210</b>	<b>82</b>	<b>4292</b>	<b>26</b>	<b>23</b>	<b>85</b>	<b>156077</b>
Jamalpur	14599	29	14628	24	11	254	3	257	5	0	3	14885
Sherpur	6766	11	6777	12	9	61	4	65	0	0	3	6842
Mymensingh	21648	66	21714	42	41	625	7	632	12	2	3	22346
Netrokona	7618	19	7637	30	14	389	1	390	2	1	1	8027
<b>Mymensingh Div.</b>	<b>50631</b>	<b>125</b>	<b>50756</b>	<b>108</b>	<b>75</b>	<b>1329</b>	<b>15</b>	<b>1344</b>	<b>19</b>	<b>3</b>	<b>10</b>	<b>52100</b>
Brahmanbaria	17443	39	17482	140	31	610	14	624	3	1	9	18106
Cumilla	36843	208	37051	142	50	1998	95	2093	25	18	30	39144
Chandpur	12777	72	12849	62	44	1211	36	1247	2	7	25	14096
Feni	9934	48	9982	30	17	850	68	918	1	1	3	10900
Noakhali	18073	54	18127	66	10	1343	13	1356	3	2	12	19483
Lakshmipur	8007	15	8022	52	5	442	9	451	3	0	7	8473
Chattogram	41629	129	41758	155	53	1803	39	1842	4	2	31	43600
Cox's Bazar	11537	22	11559	50	7	1309	32	1341	3	0	14	12900
Rangamati	4946	16	4962	22	12	322	9	331	2	0	13	5293
Khagrachhari	3921	18	3939	18	5	192	5	197	0	0	0	4136
Bandarban	3845	15	3860	55	31	363	10	373	2	2	5	4233
<b>Chattogram Div.</b>	<b>168955</b>	<b>636</b>	<b>169591</b>	<b>792</b>	<b>265</b>	<b>10443</b>	<b>330</b>	<b>10773</b>	<b>48</b>	<b>33</b>	<b>149</b>	<b>180364</b>
Sylhet	15696	19	15715	46	16	889	8	897	6	0	23	16612
Habiganj	10040	7	10047	17	5	794	33	827	2	0	8	10874
Moulavi Bazar	10989	24	11013	40	20	501	22	523	4	3	5	11536
Sunamganj	12685	10	12695	39	12	750	17	767	2	0	3	13462
<b>Sylhet Div.</b>	<b>49410</b>	<b>60</b>	<b>49470</b>	<b>142</b>	<b>53</b>	<b>2934</b>	<b>80</b>	<b>3014</b>	<b>14</b>	<b>3</b>	<b>39</b>	<b>52484</b>
<b>National</b>	<b>704187</b>	<b>2536</b>	<b>706723</b>	<b>2665</b>	<b>1202</b>	<b>27193</b>	<b>665</b>	<b>27858</b>	<b>485</b>	<b>88</b>	<b>418</b>	<b>734581</b>

Name of District	Implant											Total Implant
	Normal					Postpartum						
	Old	New	Total	Drop out		Old	New	Total	Drop out		Postpartum Expire	
No Methd				Switch Over	No Methd				Switch Over			
Dinajpur	40295	293	40588	129	212	2498	67	2565	10	10	82	43153
Thakurgaon	13434	78	13512	51	69	326	13	339	2	0	12	13851
Panchagarh	12625	56	12681	31	51	272	10	282	1	0	5	12963
Nilphamari	18862	58	18920	65	54	991	11	1002	1	5	40	19922
Rangpur	31678	156	31834	111	64	1330	21	1351	8	3	25	33185
Kurigram	18447	84	18531	84	72	793	9	802	3	3	24	19333
Gaibandha	28222	46	28268	133	91	993	7	1000	8	1	20	29268
Lalmonirhat	12706	57	12763	33	44	487	10	497	15	4	18	13260
<b>Rangpur Div.</b>	<b>176269</b>	<b>828</b>	<b>177097</b>	<b>637</b>	<b>657</b>	<b>7690</b>	<b>148</b>	<b>7838</b>	<b>48</b>	<b>26</b>	<b>226</b>	<b>184935</b>
Bogura	51671	256	51927	193	221	2454	52	2506	6	4	88	54433
Joipurhat	14595	164	14759	25	48	694	29	723	1	2	47	15482
Naogaon	22464	138	22602	113	111	837	11	848	5	3	32	23450
Nawabganj	6955	82	7037	18	47	249	6	255	7	0	10	7292
Rajshahi	20242	151	20393	74	101	1026	19	1045	3	0	16	21438
Natore	20296	167	20463	71	96	1150	42	1192	14	5	37	21655
Pabna	22562	84	22646	42	54	659	20	679	1	5	8	23325
Serajganj	20998	95	21093	65	83	1119	15	1134	9	2	24	22227
<b>Rajshahi Div.</b>	<b>179783</b>	<b>1137</b>	<b>180920</b>	<b>601</b>	<b>761</b>	<b>8188</b>	<b>194</b>	<b>8382</b>	<b>46</b>	<b>21</b>	<b>262</b>	<b>189302</b>
Kustia	11993	95	12088	32	35	411	15	426	0	2	17	12514
Meherpur	3436	5	3441	6	8	70	0	70	0	1	0	3511
Chuadanga	9445	102	9547	18	34	314	18	332	3	8	22	9879
Jhenaidaha	16365	76	16441	56	41	698	22	720	1	4	12	17161
Magura	9488	39	9527	40	19	599	11	610	3	3	12	10137
Narail	6325	7	6332	14	8	224	2	226	0	0	1	6558
Jashore	29030	64	29094	58	53	1119	10	1129	2	2	24	30223
Khulna	29682	136	29818	91	47	980	14	994	3	2	192	30812
Bagerhat	13942	46	13988	27	25	915	2	917	1	592	14	14905
Satkhira	15690	33	15723	28	42	566	1	567	0	0	19	16290
<b>Khulna Div.</b>	<b>145396</b>	<b>603</b>	<b>145999</b>	<b>370</b>	<b>312</b>	<b>5896</b>	<b>95</b>	<b>5991</b>	<b>13</b>	<b>614</b>	<b>313</b>	<b>151990</b>
Barguna	12456	69	12525	30	31	726	14	740	5	10	23	13265
Patuakhali	22034	25	22059	61	62	1192	31	1223	3	3	14	23282
Barishal	20920	44	20964	59	37	1000	5	1005	2	3	25	21969
Jhalakati	6576	13	6589	20	4	259	2	261	2	2	3	6850
Bhola	21745	65	21810	50	53	788	19	807	35	0	3	22617
Pirojpur	11201	20	11221	40	21	677	3	680	11	2	237	11901
<b>Barishal Div.</b>	<b>94932</b>	<b>236</b>	<b>95168</b>	<b>260</b>	<b>208</b>	<b>4642</b>	<b>74</b>	<b>4716</b>	<b>58</b>	<b>20</b>	<b>305</b>	<b>99884</b>

Name of District	Implant											Total Implant
	Normal					Postpartum						
	Old	New	Total	Drop out		Old	New	Total	Drop out		Postpartum Expire	
No Methd				Switch Over	No Methd				Switch Over			
Gopalganj	9539	10	9549	20	12	626	6	632	1	1	15	10181
Madaripur	15331	15	15346	31	20	740	3	743	1	0	14	16089
Shariatpur	8708	10	8718	16	9	586	27	613	4	0	11	9331
Faridpur	20075	132	20207	83	43	929	11	940	2	3	30	21147
Rajbari	14511	73	14584	40	45	640	16	656	1	2	24	15240
Dhaka	28086	55	28141	29	30	1562	19	1581	8	3	13	29722
Gazipur	15004	19	15023	44	11	522	4	526	1	0	11	15549
Munshiganj	10511	25	10536	31	39	643	10	653	1	7	16	11189
Narayanganj	17163	57	17220	42	40	925	2	927	9	3	17	18147
Narshingdi	13602	34	13636	19	15	713	5	718	1	0	136	14354
Manikganj	14390	87	14477	58	54	520	16	536	3	1	19	15013
Tangail	39413	128	39541	108	97	1150	15	1165	3	2	30	40706
Kishoreganj	31934	147	32081	97	62	1941	36	1977	8	7	37	34058
<b>Dhaka Div.</b>	<b>238267</b>	<b>792</b>	<b>239059</b>	<b>618</b>	<b>477</b>	<b>11497</b>	<b>170</b>	<b>11667</b>	<b>43</b>	<b>29</b>	<b>373</b>	<b>250726</b>
Jamalpur	28735	40	28775	65	42	1167	13	1180	5	2	15	29955
Sherpur	19201	82	19283	47	27	543	18	561	0	1	22	19844
Mymensingh	44079	110	44189	92	78	1968	8	1976	12	7	53	46165
Netrokona	21735	55	21790	62	45	1675	13	1688	3	9	23	23478
<b>Mymensingh Div.</b>	<b>113750</b>	<b>287</b>	<b>114037</b>	<b>266</b>	<b>192</b>	<b>5353</b>	<b>52</b>	<b>5405</b>	<b>20</b>	<b>19</b>	<b>113</b>	<b>119442</b>
Brahmanbaria	23326	29	23355	77	51	2588	16	2604	10	1	45	25959
Cumilla	39310	143	39453	174	50	3147	89	3236	24	18	41	42689
Chandpur	19336	61	19397	63	34	2321	21	2342	7	3	46	21739
Feni	11883	21	11904	24	32	1483	17	1500	2	1	5	13404
Noakhali	25699	54	25753	57	7	3561	9	3570	10	12	35	29323
Lakshimpur	15037	30	15067	37	10	1291	5	1296	3	2	23	16363
Chattogram	56728	58	56786	154	69	3646	14	3660	9	8	47	60446
Cox's Bazar	27176	54	27230	89	43	2784	28	2812	13	11	23	30042
Rangamati	10249	5	10254	13	8	434	1	435	0	1	20	10689
Khagrachhari	7090	6	7096	19	1	296	4	300	6	0	1	7396
Bandarban	6343	0	6343	43	22	638	0	638	8	0	1	6981
<b>Chattogram Div.</b>	<b>242177</b>	<b>461</b>	<b>242638</b>	<b>750</b>	<b>327</b>	<b>22189</b>	<b>204</b>	<b>22393</b>	<b>92</b>	<b>57</b>	<b>287</b>	<b>265031</b>
Sylhet	32073	18	32091	56	20	3106	9	3115	2	2	26	35206
Habiganj	14064	14	14078	17	11	2133	3	2136	1	2	17	16214
Moulavi Bazar	17315	25	17340	43	22	1176	2	1178	0	0	13	18518
Sunamganj	21845	18	21863	76	30	2720	8	2728	9	4	17	24591
<b>Sylhet Div.</b>	<b>85297</b>	<b>75</b>	<b>85372</b>	<b>192</b>	<b>83</b>	<b>9135</b>	<b>22</b>	<b>9157</b>	<b>12</b>	<b>8</b>	<b>73</b>	<b>94529</b>
<b>National</b>	<b>1275871</b>	<b>4419</b>	<b>1280290</b>	<b>3694</b>	<b>3017</b>	<b>74590</b>	<b>959</b>	<b>75549</b>	<b>332</b>	<b>794</b>	<b>1952</b>	<b>1355839</b>







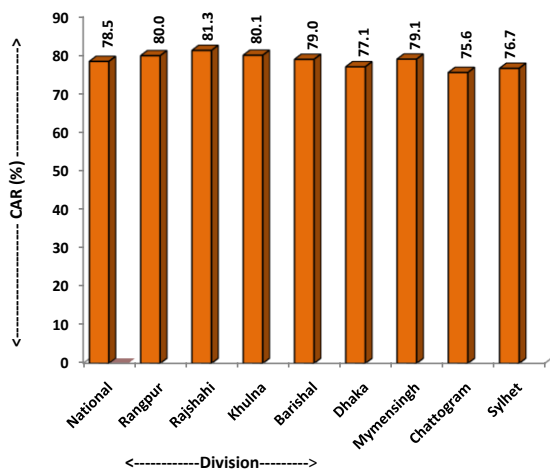
**Table -12: Number of New and Total Acceptors upto the end of April,22 and May,22**

Method	New Acceptors		% Change of May '22 over April,22	Total Acceptors		% Change of May '22 over April,22
	April '22	May '22		April '22	May '22	
Per.Method (Male)	1097	1443	31.5	728650	721424	-1.0
Per.Method (Female)	4772	5330	11.7	2081981	2070844	-0.5
Per.Method (Total)	5869	6773	15.4	2810631	2792268	-0.7
IUD	4732	6160	30.2	727636	719859	-1.1
Implant	12353	17055	38.1	1445766	1437815	-0.5
Injectables	44163	45635	3.3	4222517	4202724	-0.5
Oral Pill	89582	94058	5.0	10594883	10564113	-0.3
Condom	33131	37614	13.5	2083213	2075836	-0.4
<b>Total</b>	<b>189830</b>	<b>207295</b>	<b>9.2</b>	<b>21884646</b>	<b>21792615</b>	<b>-0.4</b>

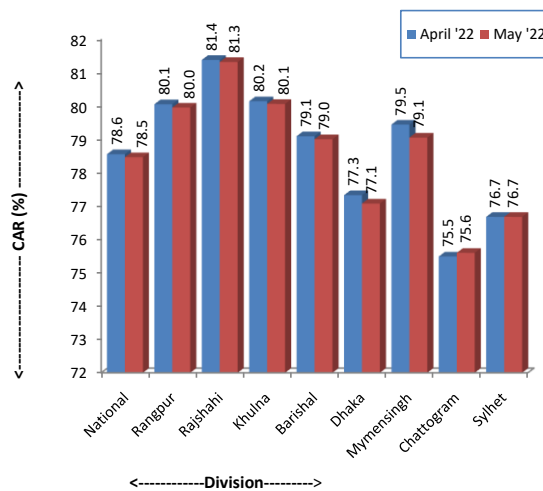
**Table -13: CAR(%) by Division upto the end of April 2022 and May 2022**

Division	April '22	May '22	% Change of May '22 over April,22
Rangpur	80.06	79.96	0.10
Rajshahi	81.39	81.33	0.06
Khulna	80.15	80.07	0.08
Barishal	79.10	79.01	0.09
Dhaka	77.33	77.08	0.25
Mymensingh	79.45	79.06	0.39
Chattogram	75.49	75.60	0.11
Sylhet	76.68	76.68	0.00
<b>National</b>	<b>78.56</b>	<b>78.47</b>	<b>0.09</b>

**Graph-1: National & Division wise CAR upto the end of May 2022**



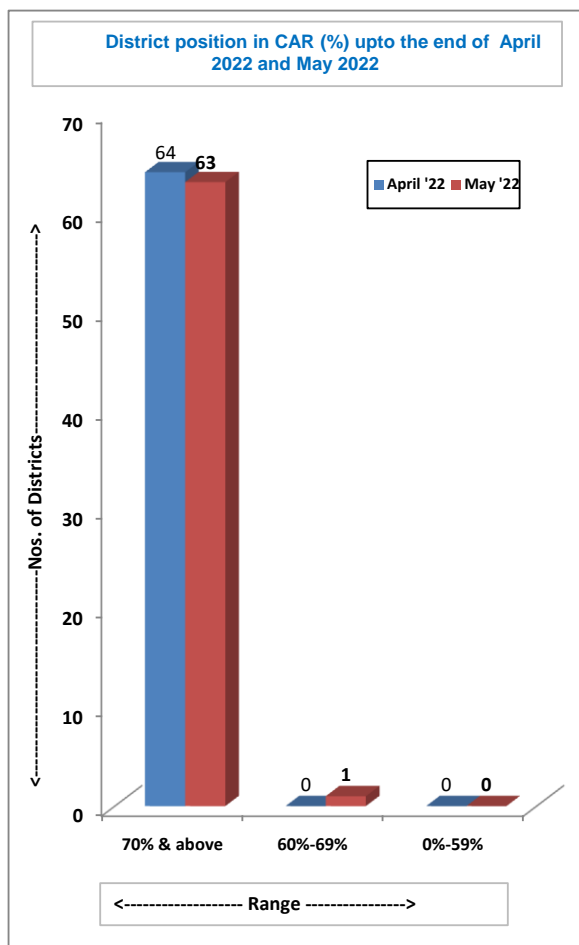
**Graph-2: National & Division wise CAR upto the end of April'22 and May'22**



**Table -14: District by Range of CAR upto the end of May 2022**

Range	Sl.No.	District	CAR (%)
70% & above	1	Joypurhat	83.63
	2	Seraiganj	82.43
	3	Chuadanga	82.23
	4	Bogura	82.19
	5	Natore	82.15
	6	Dinajpur	82.09
	7	Rangamati	81.89
	8	Rajshahi	81.77
	9	Bhola	81.48
	10	Nilphamari	81.27
	11	Bandarban	81.17
	12	Panchgarh	81.13
	13	Cox's Bazar	81.1
	14	Bagerhat	80.9
	15	Lalmonirhat	80.86
	16	Gaibandha	80.76
	17	Khulna	80.73
	18	Satkhira	80.23
	19	Nawabganj	80.18
	20	Jashore	80.11
	21	Naogaon	79.93
	22	Patuakhali	79.83
	23	Magura	79.75
	24	Mymensingh	79.62
	25	Kustia	79.6
	26	Netrokona	79.34
	27	Meherpur	79.32
	28	Thakurgaon	79.31
	29	Pabna	79.29
	30	Gopalganj	79.2
	31	Faridpur	78.98
	32	Narail	78.94
	33	Kishoreganj	78.7
	34	Pirojpur	78.56
	35	Madaripur	78.49
	36	Barguna	78.48
	37	Rajbari	78.44
	38	Jhenaidaha	78.42
	39	Jamalpur	78.19
	40	Sherpur	78.15
	41	Rangpur	77.84
	42	Tangail	77.72
	43	Habiganj	77.43
	44	Manikganj	77.42
	45	Sylhet	77.28
	46	Kurigram	77.26
	47	Barishal	77.21
	48	Khagrachhari	77.19
	49	Jhalakati	77.17
	50	Moulavi Bazar	76.89
	51	Noakhali	76.54
	52	Chandpur	76.45
	53	Gazipur	76.41
	54	Shariatpur	76.33
	55	Cumilla	76.2
	56	Dhaka	75.93
	57	Narshingdi	75.89
	58	Munshiganj	75.15
	59	Narayanganj	75
	60	Chattogram	74.99
	61	Sunamganj	74.85
	62	Feni	73.6
	63	Lakshmipur	73.03
	64	Brahmanbaria	69.73

Range	Nos of Districts CAR (%)
70% & above	63
60% - 69%	1
0%-59%	0



**Table -15 : List of Upazila achieved CAR above 70% upto the end of May 2022**

Sl. No.	Name of District	Name of Upazila	Total Couples	Total Acceptors	CAR (%)	Sl. No.	Name of District	Name of Upazila	Total Couples	Total Acceptors	CAR (%)
1	Chattogram	Banshkhal	75221	65626	87.2	83	Gaibandha	Sadullahpur	72431	59032	81.5
2	Joypurhat	Khetlal	26822	22630	84.4	84	Bandarban	Naikhongchhari	12187	9932	81.5
3	Joypurhat	Panchbibi	55215	46394	84	85	Cox's Bazar	Ramu	46893	38215	81.5
4	Cox's Bazar	Chakaria	87095	73153	84	86	Serajganj	Tarash	47714	38875	81.5
5	Serajganj	Sirajganj Sadar	126002	105807	84	87	Bagerhat	Sarankhola	21009	17111	81.4
6	Rangamati	Langadu	15994	13396	83.8	88	Rangamati	Baghaichhari	12933	10533	81.4
7	Joypurhat	Akkelpur	31474	26330	83.7	89	Bogura	Bogra Sadar	95433	77707	81.4
8	Bogura	Sariakandi	50292	42035	83.6	90	Rangamati	Jurachhari	4537	3694	81.4
9	Bogura	Dhunot	68726	57377	83.4	91	Nawabganj	Nachol	34845	28365	81.4
10	Bogura	Kahalo	55535	46303	83.4	92	Faridpur	Modhukhali	46288	37650	81.3
11	Rajshahi	Godagari	73788	61511	83.4	93	Dinajpur	Parbatipur	84370	68623	81.3
12	Joypurhat	Joypurhat Sadar	65977	54963	83.3	94	Bandarban	Bandarban	17190	13964	81.2
13	Natore	Gurudashpur	53716	44646	83.1	95	Gaibandha	Sundarganj	116318	94482	81.2
14	Rajshahi	Bagmara	89516	74355	83.1	96	Dinajpur	Ghoraghat	25792	20944	81.2
15	Khulna	Batiaghata	39203	32558	83	97	Panchgarh	Debiganj	45240	36723	81.2
16	Chuadanga	Chuadanga Sadar	71503	59358	83	98	Rajshahi	Puthiya	50363	40875	81.2
17	Joypurhat	Kalai	35489	29458	83	99	Nilphamari	Saidpur	56320	45698	81.1
18	Rangamati	Kawkhali	11953	9910	82.9	100	Dinajpur	Khanshama	44954	36474	81.1
19	Bagerhat	Kachua	20652	17120	82.9	101	Manikganj	Saturia	40263	32654	81.1
20	Rangamati	Naniarchar	9297	7703	82.9	102	Chuadanga	Damurhuda	70784	57392	81.1
21	Dinajpur	Birganj	74637	61811	82.8	103	Bagerhat	Morralganj	58174	47162	81.1
22	Bogura	Shajahanpur	81489	67393	82.7	104	Kustia	Bheramara	48057	38958	81.1
23	Dinajpur	Chirir Bandar	66552	55007	82.7	105	Pabna	Chatmohor	75386	61110	81.1
24	Bandarban	Alikadam	10472	8653	82.6	106	Bogura	Nandigram	43727	35442	81.1
25	Dinajpur	Hakimpur	21654	17890	82.6	107	Naogaon	Sapahar	40117	32513	81
26	Dinajpur	Bochaganj	34883	28819	82.6	108	Kustia	Khoksa	30650	24836	81
27	Serajganj	Rayganj	70582	58302	82.6	109	Bandarban	Thanchi	4506	3650	81
28	Rajshahi	Boalia (Sadar)	101847	84119	82.6	110	Manikganj	Ghior	35214	28523	81
29	Serajganj	Shazadpur	116170	95926	82.6	111	Nawabganj	Bholahat	25681	20799	81
30	Bhola	Monpura	15454	12756	82.5	112	Magura	Magura Sadar	82056	66446	81
31	Bagerhat	Bagerhat Sadar	55556	45847	82.5	113	Cox's Bazar	Pekua	33860	27405	80.9
32	Dinajpur	Birampur	35901	29623	82.5	114	Netrokona	Netrokona	70834	57326	80.9
33	Rangamati	Rangamati Sadar	20221	16680	82.5	115	Jhenaidaha	Kotchandpur	32306	26145	80.9
34	Chuadanga	Alamdanga	81746	67421	82.5	116	Bandarban	Ruma	5106	4132	80.9
35	Khulna	Digholia	94547	77954	82.5	117	Gaibandha	Gobindaganj	112180	90754	80.9
36	Bogura	Sonatola	40054	33024	82.4	118	Jashore	Monirampur	97530	78891	80.9
37	Dinajpur	Biroul	56066	46218	82.4	119	Gazipur	Gazipur Sadar	98282	79496	80.9
38	Chuadanga	Jiban Nagar	38460	31679	82.4	120	Natore	Bagatipara	31440	25427	80.9
39	Bhola	Bhola Sadar	87671	72203	82.4	121	Panchgarh	Panchgarh	64426	52089	80.9
40	Bagerhat	Fakirhat	30676	25262	82.4	122	Nawabganj	Gomostapur	67150	54282	80.8
41	Bhola	Daulatkhan	34983	28804	82.3	123	Serajganj	Kazipur	58723	47461	80.8
42	Serajganj	Belkuchi	72134	59381	82.3	124	Kishoreganj	Nikli	27716	22391	80.8
43	Mymensingh	Mymensingh	146160	120316	82.3	125	Patuakhali	Dashmina	28449	22983	80.8
44	Serajganj	Kamarkhand	31351	25799	82.3	126	Kurigram	Fulbari	42514	34341	80.8
45	Bogura	Gabtal	75295	61959	82.3	127	Rangpur	Gangachara	69691	56292	80.8
46	Natore	Singra	87100	71648	82.3	128	Serajganj	Chouhali	22691	18325	80.8
47	Naogaon	Niamatpur	59242	48726	82.2	129	Jashore	Keshobpur	60048	48492	80.8
48	Panchgarh	Boda	58738	48296	82.2	130	Naogaon	Naogaon Sadar	63132	50977	80.7
49	Nilphamari	Nilphamari Sadar	105124	86416	82.2	131	Rajshahi	Bagha	42633	34419	80.7
50	Bhola	Lalmohan	64586	53092	82.2	132	Khulna	Dacope	32128	25927	80.7
51	Dinajpur	Dinajpur Sadar	102755	84466	82.2	133	Satkhira	Kaliganj	68407	55187	80.7
52	Serajganj	Ullahpara	125349	103025	82.2	134	Bogura	Adamdighi	45794	36928	80.6
53	Natore	Natore Sadar	106467	87433	82.1	135	Jhenaidaha	Harinakunda	44152	35582	80.6
54	Naogaon	Manda	92607	76045	82.1	136	Bandarban	Lama	19823	15975	80.6
55	Natore	Lalpur	68576	56237	82	137	Panchgarh	Tentulia	29930	24108	80.5
56	Natore	Baraigram	69876	57299	82	138	Rajshahi	Durgapur	45197	36405	80.5
57	Bogura	Dupchanchia	44277	36307	82	139	Faridpur	Nagarkanda	39018	31425	80.5
58	Rajshahi	Tanore	46846	38409	82	140	Patuakhali	Golachipa	82650	66550	80.5
59	Nilphamari	Domar	58619	48048	82	141	Kurigram	Chilmari	32119	25852	80.5
60	Rajshahi	Poba	77872	63824	82	142	Naogaon	Porsa	30970	24922	80.5
61	Dinajpur	Kaharole	36026	29520	81.9	143	Pabna	Ishwardi	74047	59572	80.5
62	Rangamati	Rajasthali	4690	3843	81.9	144	Kishoreganj	Kishoreganj	74099	59612	80.4
63	Cox's Bazar	Teknaf	53601	43908	81.9	145	Meherpur	Mujibnagar	22717	18274	80.4
64	Rangamati	Belaichhari	4898	4011	81.9	146	Jamalpur	Jamalpur Sadar	136471	109747	80.4
65	Khulna	Dumuria	65872	53911	81.8	147	Netrokona	Barhatta	34839	28016	80.4
66	Bogura	Sherpur	85845	70208	81.8	148	Patuakhali	Dumki	13457	10815	80.4
67	Lalmonirhat	Hatibandha	52421	42869	81.8	149	Khulna	Rupsha	38825	31191	80.3
68	Dinajpur	Nawabganj	51680	42260	81.8	150	Kustia	Daulatpur	110755	88969	80.3
69	Lalmonirhat	Aditmari	49913	40809	81.8	151	Nilphamari	Jaldhaka	79159	63558	80.3
70	Lalmonirhat	Patgram	49299	40294	81.7	152	Gopalganj	Muksudpur	57221	45931	80.3
71	Dinajpur	Fulbari	37241	30437	81.7	153	Bhola	Ijumuddin	24017	19276	80.3
72	Bogura	Shibganj	91582	74843	81.7	154	Faridpur	Faridpur Sadar	98482	79017	80.2
73	Cox's Bazar	Moheshkhali	60490	49427	81.7	155	Barguna	Bmna	15176	12175	80.2
74	Satkhira	Asasuni	57591	47050	81.7	156	Patuakhali	Mirzaganj	24695	19806	80.2
75	Pabna	Santhia	90624	74027	81.7	157	Jashore	Abhaynagar	56381	45216	80.2
76	Jashore	Bagherpara	48746	39817	81.7	158	Nawabganj	Chapai	121615	97486	80.2
77	Nilphamari	Dima	64438	52621	81.7	159	Madaripur	Madaripur	73597	58990	80.2
78	Gaibandha	Palashbari	59430	48531	81.7	160	Cumilla	Chouddagram	88641	71040	80.1
79	Satkhira	Debhata	27651	22575	81.6	161	Gaibandha	Gaibandha	104536	83761	80.1
80	Gaibandha	Fulchhari	37069	30246	81.6	162	Lalmonirhat	Lalmonirhat	78694	63054	80.1
81	Bagerhat	Mongla	27736	22630	81.6	163	Panchgarh	Atowari	30018	24052	80.1
82	Bhola	Charfashion	92358	75317	81.5	164	Madaripur	Shibchar	59169	47406	80.1

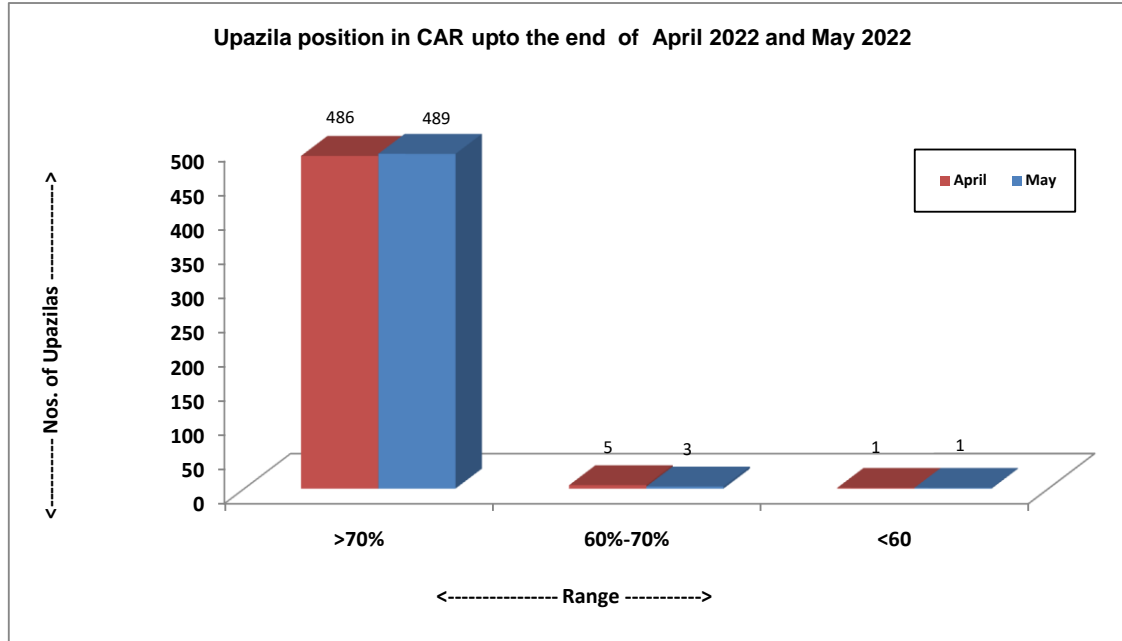
Sl. No.	Name of District	Name of Upazila	Total Couples	Total Acceptors	CAR (%)	Sl. No.	Name of District	Name of Upazila	Total Couples	Total Acceptors	CAR (%)
165	Jashore	Sarsa	80861	64785	80.1	247	Sunamganj	Dharmapasa	44939	35473	78.9
166	Pirojpur	Bhandaria	25237	20212	80.1	248	Kustia	Kushitia Sadar	115600	91247	78.9
167	Tangail	Mohdipur	114118	91373	80.1	249	Rajbari	Pangsha	58275	45981	78.9
168	Barguna	Patharghata	35330	28286	80.1	250	Barguna	Amtali	66675	52604	78.9
169	Thakurgaon	Ranisankail	50353	40311	80.1	251	Barishal	Gournadi	37670	29714	78.9
170	Manikganj	Shibalaya	35883	28726	80.1	252	Tangail	Bhuapur	44484	35078	78.9
171	Gopalganj	Gopalganj Sadar	59017	47239	80	253	Rajbari	Rajbari Sadar	72958	57531	78.9
172	Satkhira	Shyamnagar	76015	60830	80	254	Kishoreganj	Bhariab	61268	48311	78.9
173	Meherpur	Meherpur Sadar	62308	49856	80	255	Rajshahi	Mohanpur	41224	32497	78.8
174	Rangpur	Taraganj	36611	29294	80	256	Pirojpur	Nesarabad	42096	33182	78.8
175	Pabna	Bera	59248	47403	80	257	Magura	Mohammadpur	43739	34477	78.8
176	Jashore	Jessore Sadar	153565	122863	80	258	Bagerhat	Rampal	34812	27440	78.8
177	Kishoreganj	Tarail	31571	25254	80	259	Kishoreganj	Bazitpur	46265	36446	78.8
178	Khulna	Paikgachha	59294	47429	80	260	Mymensingh	Nandail	84866	66851	78.8
179	Sherpur	Jhenaigati	38059	30439	80	261	Sylhet	Sylhet Sadar	165025	129974	78.8
180	Khulna	Fultala	28394	22706	80	262	Sylhet	Jakiganj	37827	29786	78.7
181	Patuakhali	Kalapara	53631	42885	80	263	Pabna	Faridpur	28414	22372	78.7
182	Mymensingh	Mukttagacha	90696	72480	79.9	264	Netrokona	Durgapur	46895	36892	78.7
183	Bandarban	Rowangchhari	5583	4461	79.9	265	Mymensingh	Ishwarganj	83923	66012	78.7
184	Patuakhali	Bauphal	65800	52572	79.9	266	Bhola	Borhanuddin	51851	40784	78.7
185	Rajshahi	Charghat	49601	39629	79.9	267	Tangail	Tangail Sadar	122008	95951	78.6
186	Pabna	Atghoria	36398	29079	79.9	268	Faridpur	Sadarpur	35011	27531	78.6
187	Naogaon	Patnitol	55156	44061	79.9	269	Kishoreganj	Itna	33162	26070	78.6
188	Rajbari	Kalukhali	34211	27329	79.9	270	Jhalakati	Kathalia	21990	17286	78.6
189	Rangamati	Barkal	7517	6003	79.9	271	Mymensingh	Gafargaon	88630	69629	78.6
190	Mymensingh	Gouripur	64398	51413	79.8	272	Kustia	Mirpur	79049	62092	78.5
191	Nilphamari	Kishoreganj	54789	43738	79.8	273	Thakurgaon	Pirganj	49999	39272	78.5
192	Sherpur	Sribordi	58286	46529	79.8	274	Manikganj	Daulatpur	35787	28090	78.5
193	Habiganj	Baniachhong	59820	47734	79.8	275	Rangpur	Rangpur Sadar	139445	109372	78.4
194	Faridpur	Saltha	35321	28176	79.8	276	Meherpur	Gagni	77422	60722	78.4
195	Kishoreganj	Austagram	30053	23968	79.8	277	Netrokona	Purbadhala	56883	44596	78.4
196	Rangpur	Pirganj	97288	77587	79.7	278	Faridpur	Char	13295	10422	78.4
197	Tangail	Gopalpur	58443	46608	79.7	279	Jamalpur	Bakshiganj	42433	33259	78.4
198	Narail	Kalia	45823	36543	79.7	280	Gaibandha	Shaghata	57194	44797	78.3
199	Thakurgaon	Thakurgaon Sadar	132110	105315	79.7	281	Sylhet	Golapganj	49461	38740	78.3
200	Sherpur	Nalitabari	58359	46504	79.7	282	Pirojpur	Nazirpur	33487	26228	78.3
201	Mymensingh	Trisal	94018	74909	79.7	283	Netrokona	Mohonganj	31940	25011	78.3
202	Mymensingh	Dhubaura	41748	33250	79.6	284	Kishoreganj	Hossainpur	39339	30799	78.3
203	Satkhira	Kolaroa	52901	42129	79.6	285	Mymensingh	Phulpur	126692	99182	78.3
204	Mymensingh	Bhaluka	91721	73034	79.6	286	Magura	Sripur	37701	29514	78.3
205	Habiganj	Lakhai	29869	23780	79.6	287	Patuakhali	Patuakhali	72265	56566	78.3
206	Cox's Bazar	Cox's Bazar Sadar	85193	67819	79.6	288	Gazipur	Sreepur	103736	81191	78.3
207	Satkhira	Tala	63830	50807	79.6	289	Cox's Bazar	Ukhiya	45662	35714	78.2
208	Habiganj	Habiganj Sadar	65260	51942	79.6	290	Tangail	Kalhati	91113	71234	78.2
209	Magura	Shalikhā	32385	25776	79.6	291	Noakhali	Hatiya	77873	60874	78.2
210	Pirojpur	Indurkani	16328	12993	79.6	292	Jamalpur	Melandaha	64200	50158	78.1
211	Satkhira	Satkhira Sadar	95790	76197	79.5	293	Jhenaidaha	Jhenaidaha	100448	78475	78.1
212	Narail	Lohagara	48904	38895	79.5	294	Jashore	Chowgachha	53306	41635	78.1
213	Mymensingh	Fulbaria	88312	70235	79.5	295	Chandpur	Faridganj	84723	66158	78.1
214	Netrokona	Kalmakanda	52250	41534	79.5	296	Faridpur	Bhanga	56744	44305	78.1
215	Pirojpur	Pirojpur Sadar	28756	22858	79.5	297	Khulna	Terokhada	26564	20736	78.1
216	Jhalakati	Rajapur	24893	19781	79.5	298	Rangamati	Kaptai	10524	8212	78
217	Khagrachhari	Matiranga	21795	17319	79.5	299	Naogaon	Rani Nagar	43341	33803	78
218	Khagrachhari	Lakshmidhari	5737	4558	79.4	300	Thakurgaon	Balladangi	43317	33774	78
219	Naogaon	Mohadebpur	69580	55279	79.4	301	Dhaka	Savar	128801	100399	77.9
220	Gopalganj	Kasiani	44518	35368	79.4	302	Munshiganj	Tongibari	39159	30520	77.9
221	Thakurgaon	Haripur	31799	25263	79.4	303	Narail	Narail Sadar	62830	48937	77.9
222	Lalmonirhat	Kaliganj	54253	43094	79.4	304	Sunamganj	Chhatak	56281	43804	77.8
223	Shariatpur	Janjira	33689	26751	79.4	305	Habiganj	Nabiganj	60413	47017	77.8
224	Faridpur	Alphadanga	21428	17015	79.4	306	Moulavi Bazar	Kulaura	62795	48860	77.8
225	Nawabganj	Shibganj	133587	106054	79.4	307	Khagrachhari	Panchhari	12096	9407	77.8
226	Khulna	Khulna Sadar	75701	60089	79.4	308	Barishal	Bakerganj	65241	50736	77.8
227	Netrokona	Kendua	59788	47457	79.4	309	Chandpur	Chandpur Sadar	74563	57970	77.7
228	Cumilla	Debidwar	94489	74970	79.3	310	Rajbari	Goalunda Ghat	26506	20607	77.7
229	Naogaon	Badalgachhi	49534	39298	79.3	311	Pirojpur	Kawkhali	12655	9837	77.7
230	Habiganj	Azmiriganj	21433	16997	79.3	312	Tangail	Ghatali	102101	79355	77.7
231	Mymensingh	Haluaighat	68064	53972	79.3	313	Kurigram	Bhurungamari	67074	52086	77.7
232	Netrokona	Modan	27819	22047	79.3	314	Cox's Bazar	Kutubdia	24771	19229	77.6
233	Kurigram	Rajarhat	48040	38071	79.2	315	Dhaka	Mirpur	86049	66777	77.6
234	Kishoreganj	Katiadi	61664	48851	79.2	316	Naogaon	Atrai	46793	36306	77.6
235	Jhenaidaha	Moheshpur	72972	57772	79.2	317	Pabna	Pabna Sadar	138168	107197	77.6
236	Pabna	Bhangoora	29908	23676	79.2	318	Sylhet	Kanaighat	49101	38086	77.6
237	Bagerhat	Chitalmari	28811	22801	79.1	319	Noakhali	Kabirhat	38344	29733	77.5
238	Kurigram	Char Rajibpur	24450	19347	79.1	320	Netrokona	Khaliaghuri	17407	13496	77.5
239	Kustia	Kumarkhali	73043	57789	79.1	321	Moulavi Bazar	Barlekha	44490	34487	77.5
240	Netrokona	Atpara	26555	21005	79.1	322	Bagerhat	Mollahat	27482	21302	77.5
241	Barishal	Uzirpur	48824	38615	79.1	323	Chattogram	Panchlaish	32898	25487	77.5
242	Noakhali	Chatkhil	45710	36143	79.1	324	Jhenaidaha	Kaliganj	64071	49633	77.5
243	Cumilla	Brahmanpara	43105	34078	79.1	325	Khagrachhari	Dighinala	16820	13027	77.4
244	Kishoreganj	Mithamoin	24594	19442	79.1	326	Dhaka	Tejgaon	119424	92481	77.4
245	Jashore	Jhikarghachha	70975	56102	79	327	Barguna	Betagi	23724	18363	77.4
246	Khulna	Koyra	41761	32983	79	328	Gopalganj	Kotalipara	44570	34466	77.3

Sl. No.	Name of District	Name of Upazila	Total Couples	Total Acceptors	CAR (%)	Sl. No.	Name of District	Name of Upazila	Total Couples	Total Acceptors	CAR (%)
329	Narshingdi	Narshingdi Sadar	126832	98063	77.3	411	Barishal	Hizla	25779	19500	75.6
330	Habiganj	Chunarughat	63379	48993	77.3	412	Cumilla	Chandina	79328	59997	75.6
331	Jamalpur	Dewanganj	59753	46179	77.3	413	Noakhali	Sudharam	91929	69497	75.6
332	Kishoreganj	Karimganj	56004	43266	77.3	414	Dhaka	Keraniganj	144725	109383	75.6
333	Sylhet	Gowainghat	55655	42994	77.3	415	Naogaon	Dhamoirhat	44963	33979	75.6
334	Barishal	Agailjhara	28845	22283	77.3	416	Chattogram	Sitakunda	80031	60478	75.6
335	Gopalganj	Tungipara	20259	15650	77.2	417	Sylhet	Jaintapur	31529	23814	75.5
336	Jamalpur	Sharishabari	67312	51978	77.2	418	Jhalakati	Jhalakati Sadar	36235	27365	75.5
337	Khagrachhari	Manikchhari	12328	9516	77.2	419	Narshingdi	Monohordi	58470	44153	75.5
338	Khagrachhari	Khagrachhari	19996	15433	77.2	420	Madaripur	Rajoir	48490	36612	75.5
339	Madaripur	Kalkini	55997	43215	77.2	421	Sylhet	Companiganj	28731	21692	75.5
340	Cumilla	Adarsho Sadar	114387	88272	77.2	422	Sylhet	Biani Bazar	34439	25992	75.5
341	Rangpur	Kaunia	48295	37232	77.1	423	Brahmanbaria	Ashuganj	29613	22343	75.5
342	Manikganj	Manikganj Sadar	66488	51248	77.1	424	Pabna	Sujanagar	63793	48099	75.4
343	Pirojpur	Mathbaria	49754	38348	77.1	425	Rangpur	Mithapukur	99056	74682	75.4
344	Tangail	Basail	39712	30608	77.1	426	Sylhet	Biswanath	31826	23993	75.4
345	Barguna	Barguna Sadar	59321	45708	77.1	427	Chattogram	Hathazari	74235	55958	75.4
346	Chandpur	Hajiganj	64732	49868	77	428	Kurigram	Ulipur	107097	80706	75.4
347	Noakhali	Senbag	55789	42967	77	429	Tangail	Delduar	48093	36196	75.3
348	Barishal	Babuganj	26706	20563	77	430	Shariatpur	Palong (Sadar)	43119	32380	75.1
349	Gazipur	Tongi	29881	23006	77	431	Feni	Sonagazi	55599	41739	75.1
350	Lakshimpur	Ramganj	61582	47407	77	432	Noakhali	Begumganj	115053	86347	75
351	Rangpur	Pirgachha	51769	39852	77	433	Cumilla	Comilla Sadar	48795	36588	75
352	Gazipur	Kaliakair	61158	47067	77	434	Shariatpur	Bhedarganj	45783	34322	75
353	Sherpur	Sherpur Sadar	125729	96744	76.9	435	Narayanganj	Rupganj	97787	73294	75
354	Jamalpur	Islampur	58868	45296	76.9	436	Sunamganj	Jogonnathpur	35254	26415	74.9
355	Kishoreganj	Kuliarchar	36360	27972	76.9	437	Chattogram	Rawzan	64482	48288	74.9
356	Chattogram	Boalkhali	47621	36635	76.9	438	Kurigram	Roumari	45975	34380	74.8
357	Munshiganj	Gazaria	31934	24566	76.9	439	Chandpur	Matlab (South)	43969	32879	74.8
358	Shariatpur	Damoddy	23790	18301	76.9	440	Sunamganj	Bishwamvarpur	29190	21786	74.6
359	Tangail	Mirzapur	96255	74022	76.9	441	Feni	Fulgazi	25029	18680	74.6
360	Moulavi Bazar	Moulavi Bazar	55664	42806	76.9	442	Brahmanbaria	Kashba	66991	49966	74.6
361	Sylhet	Usmani Nagar	31064	23886	76.9	443	Chattogram	Rangunia	76324	56927	74.6
362	Chattogram	Doublemooring	45314	34830	76.9	444	Lakshimpur	Kamalagar	34623	25818	74.6
363	Barishal	Mehendiganj	51211	39347	76.8	445	Brahmanbaria	Brahmanbaria	81201	60532	74.5
364	Barishal	Banaripara	29545	22693	76.8	446	Munshiganj	Lohajong	30348	22610	74.5
365	Khagrachhari	Guimara	9374	7200	76.8	447	Rangpur	Badarganj	67821	50493	74.5
366	Moulavi Bazar	Sreemongal	65498	50284	76.8	448	Brahmanbaria	Akhaura	31354	23324	74.4
367	Jhenaidaha	Saikupa	81943	62862	76.7	449	Sunamganj	Dherai	35068	26062	74.3
368	Kurigram	Kurigram Sadar	73898	56672	76.7	450	Faridpur	Boalmari	55062	40903	74.3
369	Shariatpur	Goshairhat	30837	23645	76.7	451	Munshiganj	Srinagar	59479	44150	74.2
370	Kurigram	Nageswari	103781	79575	76.7	452	Manikganj	Harirampur	32633	24213	74.2
371	Narshingdi	Belaboo	42434	32523	76.6	453	Tangail	Nagarpur	67615	50149	74.2
372	Sylhet	South Shurma	56430	43238	76.6	454	Chattogram	Sandwip	61174	45360	74.1
373	Noakhali	Sonaimuri	67301	51560	76.6	455	Narshingdi	Palash	41817	30985	74.1
374	Cumilla	Barura	91935	70421	76.6	456	Brahmanbaria	Bijoy Nagar	53071	39322	74.1
375	Lakshimpur	Ramgoti	35650	27300	76.6	457	Chattogram	Anwara	48693	36065	74.1
376	Chandpur	Kachua	84265	64515	76.6	458	Cumilla	Burichong	69890	51747	74
377	Rajbari	Baliakandi	46053	35234	76.5	459	Sunamganj	Tahirpur	38214	28284	74
378	Sunamganj	Jamalganj	30695	23467	76.5	460	Sylhet	Fenchuganj	19052	14099	74
379	Moulavi Bazar	Juri	26516	20266	76.4	461	Narayanganj	Araihazar	86409	63913	74
380	Munshiganj	Serajdikhan	59961	45822	76.4	462	Cumilla	Homna	41907	30961	73.9
381	Feni	Feni Sadar	95046	72607	76.4	463	Chattogram	Mirsharai	86718	64011	73.8
382	Jhalakati	Nalchhiti	34633	26436	76.3	464	Chandpur	Matlab (North)	58731	43248	73.6
383	Moulavi Bazar	Rajnagar	42360	32298	76.2	465	Khagrachhari	Mahalchhari	8262	6080	73.6
384	Sylhet	Balaganj	19394	14784	76.2	466	Narayanganj	Sonargaon	90412	66504	73.6
385	Barishal	Barisal Sadar	85081	64852	76.2	467	Narshingdi	Shibpur	59664	43877	73.5
386	Barishal	Muladi	31484	23998	76.2	468	Chattogram	Karnaphuli	27643	20249	73.3
387	Narayanganj	Bandar	67843	51676	76.2	469	Manikganj	Singair	65556	47975	73.2
388	Cumilla	Irtash	38795	29528	76.1	470	Munshiganj	Munshiganj	83257	60906	73.2
389	Cumilla	Muradnagar	105721	80443	76.1	471	Cumilla	Nangolkot	77812	56850	73.1
390	Narshingdi	Raipura	114656	87237	76.1	472	Cumilla	Daudkandi	75053	54820	73
391	Jamalpur	Madarganj	54632	41556	76.1	473	Khagrachhari	Ramgarh	9648	7044	73
392	Noakhali	Subarna Char	54819	41698	76.1	474	Chattogram	Patiya	71034	51758	72.9
393	Moulavi Bazar	Komolganj	47923	36447	76.1	475	Lakshimpur	Raipur	59946	43633	72.8
394	Chandpur	Haimchar	18457	14036	76	476	Sunamganj	Dowara Bazar	40890	29627	72.5
395	Feni	Parshuram	20653	15705	76	477	Chattogram	Satkania	73092	52955	72.4
396	Shariatpur	Naria	42058	31975	76	478	Chattogram	Fatichhari	109521	79189	72.3
397	Dhaka	Dhamrai	91263	69349	76	479	Habiganj	Madhabpur	66312	47906	72.2
398	Sunamganj	Sadar (South)	29981	22776	76	480	Chattogram	Lohagara	51510	37186	72.2
399	Noakhali	Companiganj	51537	39143	76	481	Brahmanbaria	Nasirnagar	58141	41860	72
400	Cumilla	Laksham	53987	41002	75.9	482	Dhaka	Nawabganj	72119	51630	71.6
401	Gazipur	Kaliganj	56116	42576	75.9	483	Dhaka	Dohar	48835	34847	71.4
402	Cumilla	Lalmai	38438	29158	75.9	484	Feni	Dagonbhuiyan	55290	39045	70.6
403	Tangail	Shakhipur	69347	52604	75.9	485	Sunamganj	Sulla	19288	13619	70.6
404	Sherpur	Nakia	45366	34403	75.8	486	Brahmanbaria	Nabinagar	101362	71201	70.2
405	Habiganj	Bahubal	36640	27769	75.8	487	Lakshimpur	Lakshimpur	140635	98624	70.1
406	Narayanganj	Narayanganj	199673	151209	75.7	488	Sunamganj	Sunamganj	42389	29725	70.1
407	Cumilla	Monohargonj	52132	39460	75.7	485	Sunamganj	Sunamganj	44454	31577	71
408	Cumilla	Meghna	23284	17624	75.7	486	Feni	Dagonbhuiyan	55228	39011	70.6
409	Chandpur	Sharasti	49676	37589	75.7	487	Brahmanbaria	Nabinagar	101222	71146	70.3
410	Kishoreganj	Pakundia	49055	37112	75.7	488	Lakshimpur	Lakshimpur	140583	98502	70.1
						489	Chattogram	Chandanaish	39811	27872	70

Sl. No.	Name of District	Name of Upazila	Total Couples	Total Acceptors	CAR (%)	Sl. No.	Name of District	Name of Upazila	Total Couples	Total Acceptors	CAR (%)
---------	------------------	-----------------	---------------	-----------------	---------	---------	------------------	-----------------	---------------	-----------------	---------

**Table-16: List of Upazila achieved CAR 50-70% up to the end of May 2022**

Sl. No.	Name of District	Name of Upazila	Total Couples	Total Acceptors	CAR (%)
1	Brahmanbaria	Sarail	58232	39990	68.7
2	Gazipur	Kapasia	72552	48921	67.4
3	Feni	Chhagalnaiya	35861	23801	66.4
4	Brahmanbaria	Bancharampur	66737	32675	49.0



**Table -17: Method wise Dropout and Switch Over by Division upto the end of May 2022**

Division	Number of Acceptors dropped out and Switch Over									
	Oral Pill		Condom		Injectable		IUD		Implant	
	No Method	Switch Over	No Method	Switch Over	No Method	Switch Over	No Method	Switch Over	No Method	Switch Over
Rangpur	5408	4013	1455	1080	2711	2531	342	259	839	915
Rajshahi	7530	5337	3491	2494	5167	2718	642	326	1501	1111
Khulna	22014	3312	2089	1301	2314	1992	572	244	837	662
Barisal	3645	2775	1033	715	2273	1671	749	330	930	595
Dhaka	10094	5962	5238	2639	6167	3094	1505	643	1974	1331
Mymensingh	5141	2748	1205	690	2522	1599	857	304	1593	1286
Chattogram	9458	5010	3222	1734	6423	3518	1150	503	2302	1024
Sylhet	5494	2227	2221	804	2266	1051	335	207	529	428
National	68784	31384	19954	11457	29843	18174	6152	2816	10505	7352

**Table -18: Contraceptive Acceptors and Acceptance Rate by Division upto the end of April 2022 and May 2022**

Division	Month	Total Eligible Couple	Total Number of Acceptors							CAR (%)
			Permanent Method	IUD	Implant	Injectable	Oral Pill	Condom	Total	
Rangpur	Apr-22	3636868	431578	66027	190633	623734	1427365	172158	2911495	80.06
	May-22	3625552	432044	65631	190535	620002	1421437	169282	2898931	79.96
Rajshahi	Apr-22	4276170	476209	96349	194475	616289	1681356	415573	3480251	81.39
	May-22	4274103	473630	95852	193577	615468	1681480	416318	3476325	81.33
Khulna	Apr-22	3502536	411705	78848	161895	559534	1277284	317898	2807164	80.15
	May-22	3502218	410287	78297	161324	558262	1277447	318768	2804385	80.07
Barisal	Apr-22	1668772	135906	49430	106662	340280	603681	84023	1319982	79.1
	May-22	1668543	135183	49118	106311	339702	603891	84167	1318372	79.01
Dhaka	Apr-22	5512352	537674	154957	268266	707369	2096382	497796	4262444	77.33
	May-22	5460105	530196	152189	264972	697376	2072984	490892	4208609	77.08
Mymensingh	Apr-22	2313579	193046	51574	129362	329202	1014383	120553	1838120	79.45
	May-22	2303906	187644	48829	125649	326393	1012146	120794	1821455	79.06
Chattogram	Apr-22	5186604	423413	183163	291871	802215	1869081	345875	3915618	75.49
	May-22	5178160	422488	182951	292892	802176	1868721	345608	3914836	75.6
Sylhet	Apr-22	1759981	201100	47288	102602	243894	625351	129337	1349572	76.68
	May-22	1760095	200796	46992	102555	243345	626007	130007	1349702	76.68
National	Apr-22	27856862	2810631	727636	1445766	4222517	10594883	2083213	21884646	78.56
	May-22	27772682	2792268	719859	1437815	4202724	10564113	2075836	21792615	78.47

**Table -19: Status of Contraceptive Method-Mix based on CAR at the end of the Month of May 2022**

Method	Rangpur	Rajshahi	Khulna	Barishal	Dhaka	Mymensingh	Chattogram	Sylhet	National
Permanent Method	14.9	13.62	14.63	10.25	12.6	10.3	10.79	14.88	12.81
I U D	2.26	2.76	2.79	3.73	3.62	2.68	4.67	3.48	3.3
Implant	6.57	5.57	5.75	8.06	6.3	6.9	7.48	7.6	6.6
Injectables	21.39	17.7	19.91	25.77	16.57	17.92	20.49	18.03	19.29
Oral Pill	49.03	48.37	45.55	45.81	49.26	55.57	47.73	46.38	48.48
Condom	5.84	11.98	11.37	6.38	11.66	6.63	8.83	9.63	9.53
<b>Total</b>	<b>100.0</b>	<b>100.0</b>	<b>100.0</b>	<b>100.0</b>	<b>100.0</b>	<b>100.0</b>	<b>100.0</b>	<b>100.0</b>	<b>100.0</b>



**Table -20: Performance by type of MCH services for the month of April 2022 and May 2022**

(in Number)

Services	Performance		% Change of May '22 over April,22	
	April '2022	May '2022		
Number of Pregnant Women	895037	910389	1.69	
No. of High Risk Pregnant Mother Referred	4810	5197	7.45	
Treatment, Advised & Referred Infertile Couple	96850	99081	2.25	
Treatment of RTI/STI	5095	4169	-22.21	
<b>Antenatal Care</b>	1 <sup>st</sup> visit (within 4 Month)	137572	153520	10.39
	2 <sup>nd</sup> visit (within 6 Month)	106501	112340	5.2
	3 <sup>rd</sup> visit (within 8 Month)	84052	86549	2.89
	4 <sup>th</sup> visit (in 9 <sup>th</sup> month)	74835	78897	5.15
<b>Delivery</b> conducted in MCWC, UHC, UH&FWC & NGO Clinics	Normal	44512	44785	0.61
	C-Section	39970	40459	1.21
	<b>Total Delivery</b>	84482	85244	0.89
<b>Postnatal Care</b>	PNC-1 (within 24 Hour)	37044	36548	-1.36
	PNC-2 (within 2- 3 day)	32808	33257	1.35
	PNC-3 (within 7 -14 day)	34766	36361	4.39
	PNC-4 (within 42-48 day)	41648	43456	4.16
<b>TT for Women (15 - 49 Yrs.)</b>	1 <sup>st</sup> dose	96850	99081	2.25
	2 <sup>nd</sup> dose	97481	101599	4.05
	3 <sup>rd</sup> dose	97586	107097	8.88
	4 <sup>th</sup> dose	91537	95989	4.64
	5 <sup>th</sup> dose	89793	93511	3.98
<b>Immunization</b>	BCG (Vaccine)	133920	130569	-2.50
	PCV 1	149199	138221	-7.36
	PCV 2	141453	138989	-1.74
	PCV 3	140675	135799	-3.47
	MR Vaccine 1st Dose	122032	119362	-2.19
	MR Vaccine 2nd Dose	121964	118753	-2.63
Number of ECP acceptors	8450	8964	5.73	
Number of MR done ( Both Govt. & NGOs )	1484	1426	-4.07	
<b>Total Live Births</b>	100717	101948	0.00	
Still Births	203	168	-20.83	
<b>Death</b>	Neonatal Deaths (0 - 28 day)	237	223	-6.28
	Infant Death (29 days -<1 Yr.)	80	88	9.09
	Child Death (1 - <5Yrs.)	14	24	41.67
	Maternal Deaths	51	82	37.80
	Other Death	21686	22159	2.13
	<b>Total Death</b>	22099	22576	2.11
No. of Health Education in UH&FWC	7619	5964	-21.72	

**Table -21: Performance by type of Nutrition services for the month of April 2022 and May 2022**

<b>Services</b>	<b>Performance April,2022</b>	<b>Performance May,2022</b>	<b>% Change of April,2022 over March,2022</b>
Counseling on IYCF, IFA, Vitamin-A and Hand washinh	639730	659502	3
Received IFA & Calcium Tablet (0-23 months child mother)	134704	128742	-4.63
Exclusive Breast feeding up to 6 months	165134	166715	0.95
No. of children (6-23Month) feeding complementary foods	184988	183211	-0.97
Feeding Tablet Vitamin A (6-59months Child)	6552	2792	-134.67
Received Tablet anti-helminthics (24-59months Child)	40358	40849	1.2
Feeding Zink pill with ORS suffering form diarrhoea	4105	4797	14.43
Identifying Suffering from MAM	9622	7289	-32.01
Suffering from SAM & Referred	1671	1676	0.3
Identifying Child Stunting	3369	3384	0.44
Identifying Child Wasting	2809	2738	-2.59
Identifying Child Under weight	3109	3131	0.7

**Annex - A: Summary of the Couples and Acceptors by Month Since May 2022**

Indicators		December.'21	January.'22	February.'22	March.'22	April.'22	May.'22
Number of Total Couples		27773165	27779305	27813853	27818782	27828889	27772682
Number of Total Acceptors		21817013	21820985	21888673	21879736	21866127	21792615
CAR (Contraceptive Acceptance Rate)		78.55	78.55	78.7	78.65	78.57	78.47
<b>Method Specific Acceptors(Cumilative) by Month Since May 2022</b>							
Indicators		December.'21	January.'22	February.'22	March.'22	April.'22	May.'22
Permanent Method (Male)Total		737045	736655	737964	735140	733701	721424
Permanent Method (Female) Total		2090020	2091335	2093264	2091433	2083455	2070844
Permanent Method (Total)		2827065	2827990	2831228	2826573	2817156	2792268
IUD (Users)Total		731011	729904	736084	733251	730871	719859
Implant (Users) Total		1408159	1413221	1435675	1437929	1438902	1437815
Injectable (Acceptors) Total		4220802	4220669	4228845	4222803	4216916	4202724
Oral Pill (Acceptors) Total		10567576	10565131	10583809	10584593	10585761	10564113
Condom (Acceptors) Total		2062400	2064070	2073032	2074587	2076521	2075836
Reporting Status	Number of Districts reported	64	64	64	64	64	64
	Number of Upazilas reported	489	490	490	490	491	491
<b>Method Specific Absolute Performance by Month Since May 2022</b>							
Indicators		December.'21	January.'22	February.'22	March.'22	April.'22	May.'22
Permanent Method (Male, Cases)		2336	2306	2744	2080	1964	1951
Permanent Method (Female, Cases)		6950	6666	9561	5715	5577	5103
Permanent Method (Total, Cases)		9286	8972	12305	7795	7541	7054
I U D (in cases)		11861	11036	24235	10277	10326	10896
Implant (Cases)		31467	29775	60453	26537	27249	23626
Injectables (Doses)		782039	759604	783339	773379	741611	744557
Oral Pill (Cycles)		4722542	4691478	4633437	4531477	5076097	4637013
Condom (Pieces)		7827713	7856133	7875426	7754289	7542731	7748764
<b>Performance by types of MCH services by month since May 2022</b>							
Services		December.'21	January.'22	February.'22	March.'22	April.'22	May.'22
Number of Pregnant Women		907694	906242	905142	905505	895037	910389
No. of High Risk Pregnant Mother Referred		5107	5379	5145	5018	4810	5197
Antenatal Care	1 <sup>st</sup> visit (within 4 Month)	152682	154055	143346	161627	137572	153520
	2 <sup>nd</sup> visit (within 6 Month)	118637	114456	108236	113731	106501	112340
	3 <sup>rd</sup> visit (within 8 Month)	94202	92790	86780	93979	84052	86549
	4 <sup>th</sup> visit (in 9 <sup>th</sup> month) (including MCHTI, MFSTC & FWVTI-Raj)	83409	78837	74922	78696	74835	78897

Services		December.'21	January.'22	February.'22	March.'22	April.'22	May.'22
<b>Institutional Delivery( MCWC, UHC, UH&amp;FWC &amp; NGO)</b>	Normal	50970	47541	45357	46891	44512	44785
	Caesarian	45250	42770	41100	42517	39970	40459
	<b>Total</b>	<b>96220</b>	<b>90311</b>	<b>86457</b>	<b>89408</b>	<b>84482</b>	<b>85244</b>
<b>Non-Institutional Delivery</b>	At Home by Trained Persons	31957	29960	28949	28367	26596	26416
	At Home by Non-Trained Persons	10957	10850	10708	10353	10137	10118
	<b>Total</b>	<b>42914</b>	<b>40810</b>	<b>39657</b>	<b>38720</b>	<b>36733</b>	<b>36534</b>
<b>Total Delivery</b>		<b>139134</b>	<b>131121</b>	<b>126114</b>	<b>128128</b>	<b>121215</b>	<b>121778</b>
<b>Postnatal Care</b>	PNC-1 (within 24 Hour)	43176	39730	36725	38285	37044	36548
	PNC-2 (within 2- 3 day)	39094	35186	33388	34672	32808	33257
	PNC-3 (within 7 -14 day)	39846	37538	35538	36131	34766	36361
	PNC-4 (within 42-48 day) (including MCHTI, MFSTC & FVVTI-Raj)	50043	46313	45603	44721	41648	43456
Postnatal care by trained person till two days in Home Delivery		5205	4865	5114	4408	4434	3801
No. of uses 7.1% chlorhexidine digluconate for umbilical cord care		39903	36431	34394	35777	33755	33519
<b>TT for Women (15 - 49 Yrs.)</b>	1 <sup>st</sup> dose	106768	104769	100815	104478	96850	99081
	2 <sup>nd</sup> dose	105735	101987	100940	104128	97481	101599
	3 <sup>rd</sup> dose	105542	101358	103519	102383	97586	107097
	4 <sup>th</sup> dose	97095	93902	93488	95963	91537	95989
	5 <sup>th</sup> dose	99693	97382	94258	96685	89793	93511
<b>Immunization</b>	BCG (Vaccine)	133920	133920	132120	132120	130569	129498
	PCV 1	149199	149199	139878	139878	138221	137039
	PCV 2	141453	141453	139042	139042	138989	141765
	PCV 3	140675	140675	135098	135098	135799	143639
	MR Vaccine 1st Dose	122032	122032	118770	118770	119362	122876
	MR Vaccine 2nd Dose	121964	121964	117985	117985	118753	117256
<b>*Total Live Births</b>		<b>114414</b>	<b>109401</b>	<b>106734</b>	<b>107152</b>	<b>100717</b>	<b>101948</b>
Still Births		192	162	171	186	203	168
<b>Death</b>	Neonatal Death (0 - 28 day)	307	269	244	278	237	223
	Infant Death (29 days -<1 Yr.)	85	102	101	85	80	88
	Child Death (1 -< 5 Yrs.)	9	13	9	11	14	24
	Maternal Death	57	76	54	48	51	82
	Other Death	26563	29143	31171	25870	21686	22159
	<b>Total Death</b>	<b>27021</b>	<b>29603</b>	<b>31579</b>	<b>26292</b>	<b>22068</b>	<b>22576</b>
<b>* Live births conducted at Govt. MCH, DH, MCWC, UHC, UH&amp;FWC, NGOs and Home. The information is collected by FWAs through field visit.</b>							

**Annex - C : City Corporation wise Contraceptive Acceptors and Acceptance Rate (CAR) (Partial) at the end of the month of May 2022**

Name of the City Corporation	Eligible Couple	Oral Pill	Condom	Injectable	I U D	Implant	Permanent Method			Total Acceptors	CAR(%)
							Male	Female	Total		
Rangpur City Corporation	106268	39007	10051	17345	1148	5944	3408	6464	9872	83367	0
<b>Rangpur Division</b>	<b>106268</b>	<b>39007</b>	<b>10051</b>	<b>17345</b>	<b>1148</b>	<b>5944</b>	<b>3408</b>	<b>6464</b>	<b>9872</b>	<b>83367</b>	<b>78.45</b>
Rajshahi City Corporation	101847	28916	28927	16302	635	2336	575	6423	6998	84114	0
<b>Rajshahi Division</b>	<b>101847</b>	<b>28916</b>	<b>28927</b>	<b>16302</b>	<b>635</b>	<b>2336</b>	<b>575</b>	<b>6423</b>	<b>6998</b>	<b>84114</b>	<b>82.59</b>
Khulna City Corporation	134826	38573	26461	16885	7644	8912	4877	5788	10665	109140	0
<b>Khulna Division</b>	<b>134826</b>	<b>38573</b>	<b>26461</b>	<b>16885</b>	<b>7644</b>	<b>8912</b>	<b>4877</b>	<b>5788</b>	<b>10665</b>	<b>109140</b>	<b>80.95</b>
Barisal City Corporation	29284	12079	4745	2928	356	1956	290	1154	1444	23508	0
<b>Barisal Division</b>	<b>29284</b>	<b>12079</b>	<b>4745</b>	<b>2928</b>	<b>356</b>	<b>1956</b>	<b>290</b>	<b>1154</b>	<b>1444</b>	<b>23508</b>	<b>80.28</b>
Dhaka City Corporation	46441	14369	6815	7118	1792	2136	1963	2201	4164	36394	0
Gazipur City Corporation	104176	44675	9333	12536	3149	4676	1645	7516	9161	83530	0
Narayanganj City Corporation	107901	38452	11813	15055	2465	4395	3957	5771	9728	81908	0
<b>Dhaka Division</b>	<b>258518</b>	<b>97496</b>	<b>27961</b>	<b>34709</b>	<b>7406</b>	<b>11207</b>	<b>7565</b>	<b>15488</b>	<b>23053</b>	<b>201832</b>	<b>78.07</b>
Chattogram City Corporation	81705	27078	10940	9748	3963	5191	2155	3849	6004	62924	0
<b>Chattogram Division</b>	<b>81705</b>	<b>27078</b>	<b>10940</b>	<b>9748</b>	<b>3963</b>	<b>5191</b>	<b>2155</b>	<b>3849</b>	<b>6004</b>	<b>62924</b>	<b>77.01</b>
Sylhet City Corporation	29188	11285	4006	3154	394	1366	662	2238	2900	23105	0
<b>Sylhet Division</b>	<b>29188</b>	<b>11285</b>	<b>4006</b>	<b>3154</b>	<b>394</b>	<b>1366</b>	<b>662</b>	<b>2238</b>	<b>2900</b>	<b>23105</b>	<b>79.16</b>
Mymensingh City Corporation	33150	13709	2492	3864	802	2529	1571	2148	3719	27115	0
<b>Mymensingh Division</b>	<b>33150</b>	<b>13709</b>	<b>2492</b>	<b>3864</b>	<b>802</b>	<b>2529</b>	<b>1571</b>	<b>2148</b>	<b>3719</b>	<b>27115</b>	<b>81.79</b>
<b>Total</b>	<b>774786</b>	<b>268143</b>	<b>115583</b>	<b>104935</b>	<b>22348</b>	<b>39441</b>	<b>21103</b>	<b>43552</b>	<b>64655</b>	<b>615105</b>	<b>79.39</b>