

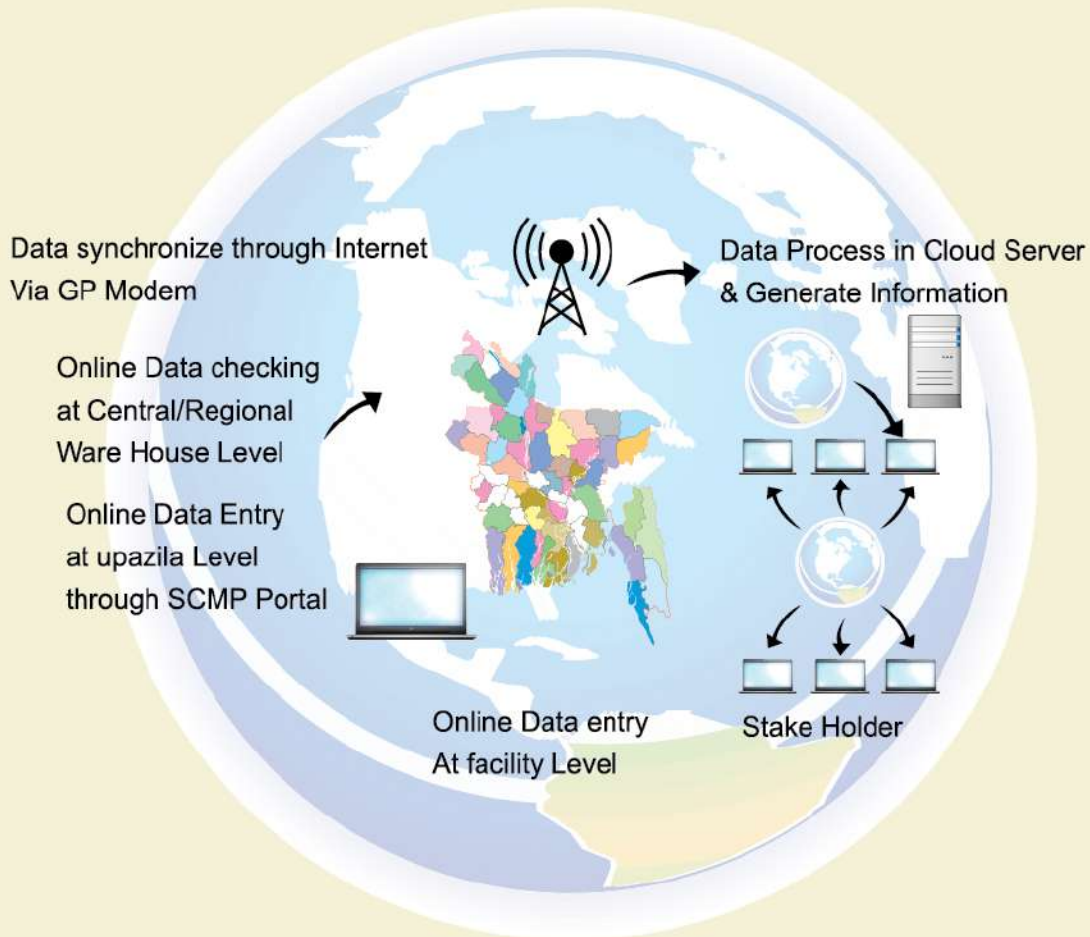


মুজিববর্ষে স্বাস্থ্য খাত
এগিয়ে যাবে অনেক ধাপ

FAMILY PLANNING MONTHLY LOGISTICS REPORT

Septembre 2020

Logistics Management Information System (LMIS) Data Flow System



Management Information System (MIS)
Directorate General of Family Planning (DGFP)

Government of the People's Republic of Bangladesh
Medical Education and Family Welfare Division
Directorate General of Family Planning
Management Information System (MIS)
6, Kawran Bazar, Dhaka- 1215
www.dgfp.gov.bd

Memo No. 59.11.00000.402.16.002.19-187

Date: 5 November, 2020.

Sub: Family Planning Monthly Logistics Report for the Month of September, 2020.

Family Planning Monthly Logistics Report for the Month of September, 2020 is sent herewith for your kind information & necessary action. This report is prepared on the basis of Form-7 submitted by Warehouses and Form-7B submitted by Upazila Family Planning Offices by using WIMS & UIMS operational tools. It provides useful information on monthly distribution and stock balance of all the major contraceptives & DDS Kits of Warehouse/Upazila Stores. For more information you are requested to visit at www.scmpbd.org web site.

Comments and suggestions for improvement of this report will be highly appreciated.



(Khan Md. Rezaul Karim)
Additional Secretary (MEFW Division)
and
Director & Line Director (MIS)
Phone: 55012352
Mail: dirmis@dgfp.gov.bd

Memo No. 59.11.00000.402.16.002.19-187/1(204)

Date: 5 November, 2020.

Copy of the report forwarded to:

1. Secretary, Medical Education & Family Welfare Division, Ministry of Health & Family Welfare, Bangladesh Secretariat, Dhaka.
2. Additional Secretary (Admin), Medical Education & Family Welfare Division, Ministry of Health & Family Welfare, Bangladesh Secretariat, Dhaka.
3. Director (Administration), Directorate General of Family Planning, 6 Kawran Bazar, Dhaka 1215.
4. Joint Secretary (Development), Medical Education & Family Welfare Division, Ministry of Health & Family Welfare, Bangladesh Secretariat, Dhaka.
5. Director (Logistics & Supply) and Line Director (Procurement, Storage & Supply Management), Directorate General of Family Planning, 6 Kawran Bazar, Dhaka 1215.
6. Director & Line Director (MIS), Directorate General of Family Planning, 6 Kawran Bazar, Dhaka.
7. Director Finance & Line Director (Family Planning Field Service Delivery), Directorate General of Family Planning, 6 Kawran Bazar, Dhaka 1215.
8. Director (IEM) & Line Director (Information, Education and Communication), Directorate General of Family Planning, 6 Kawran Bazar, Dhaka 1215.
9. Director (Planning) & Line Director (Planning Monitoring and Evaluation), Directorate General of Family Planning, 6 Kawran Bazar, Dhaka 1215.

10. Director (MCH-Services) & Line Director (MCRAH), Directorate General of Family Planning, 6 Kawran Bazar, Dhaka 1215.
11. Line Director (CCSDP, Directorate General of Family Planning, 6 Kawran Bazar, Dhaka 1215.
12. Director (Audit), Directorate General of Family Planning, 6 Kawran Bazar, Dhaka 1215.
13. Divisional Director, Family Planning, Dhaka / Chittagong / Rajshahi / Khulna / Sylhet / Barisal/ Rangpur/ Mymensingh Division.
14. Joint Chief (Planning), Health Service Division, Ministry of Health & Family Welfare, Bangladesh Secretariat, Dhaka
15. Joint Chief (Population & Planning wing), Planning commission, Sher-e-Bangla Nagar, Dhaka.
16. Joint Chief (Planning), Program Management and Monitoring Unit (PMMU), Azimpur, Dhaka-1205.
17. Superintendent, Maternal & Child Health Training Institute (MCHTI), Azimpur, Dhaka.
18. Director, Mohammadpur Fertility Services & Training Centre (MFSTC), Mohammadpur, Dhaka.
19. Director, Maternal & Child Health Training Institute (MCHTI), Lalkuthi, Mirpur, Dhaka.
20. P.S. to the Honorable Minister, Ministry of Health and Family Welfare, Bangladesh Secretariat, Dhaka, for kind information of the Honorable Minister.
21. Deputy Chief (Planning), Medical Education & Family Welfare Division, Ministry of Health & Family Welfare, Bangladesh Secretariat, Dhaka.
22. Additional Director (Drugs and Stores), Directorate General of Family Planning, Central Warehouse, Mohakhali, Dhaka.
23. Deputy Director, Family Planning, ----- District (You are requested to take appropriate measures to ensure timely online submission of Form 7B report from upazilas).
24. Regional/District Consultant, FPCS-QIT, District Family Planning Office, ----- District.
25. Central/Regional Supply Officer, Family Planning, ----- CWH/RWHs.
26. Assistant Maintenance Engineer, MIS Unit, DGFP (Requested to upload this report to DGFP website).
27. Country Project Director, SIAPS/MSH, House: 3, Road: No. 23B, Gulshan-1, Dhaka-1212.
28. Country Director, the World Bank, E-32, Agargaon, Sher-e-Bangla Nagar, Dhaka-1207.
29. Team Leader, Population & Health Team, USAID, Madani Avenue, Baridhara, Dhaka.
30. Country Representative, UNFPA, IDB Bhaban, Agargaon, Sher-E-Bangla Nagar, Dhaka.
31. Managing Director, SMC, SMC Tower, 33 Banani C/A, Dhaka-1213.
32. Documentation Center, IEM Unit, Directorate General of Family Planning, 6 Kawran Bazar, Dhaka.
33. Responsible person of Dispatch Section, MIS Unit, DGFP (Requested to distribute the published 'Family Planning Monthly Logistics Report' to concerned Person/Office/Organization).
34. PA to Director General, Directorate General of Family Planning, 6 Kawran Bazar, Dhaka 1215.
35. Concerned Organization/Person.



 (Ajoy Ratan Barua)
 Deputy Director (MIS)

Table Of Contents

	Page
1. DGFP Stock Status Report	1-2
2. National Receipts Quantity by Product by Month	3
3. National Level Contraceptive Summary Report	4
4. Stock Status Report at Different Levels	5
5. Contraceptive Stock Status by Product at Upazila Store and Field	6-10
6. Contraceptive Stock Status by Product at Regional Warehouses/Upazila	11-31
7. Month-wise Consumption Trend	32-34
8. Report on Upazila and Warehouse Having Stock Out in last month	35

1. DGFP Stock Status Report

Year →	2020			2021												2022												2023														
	10	11	12	1	2	3	4	5	6	7	8	9	10	11	12	1	2	3	4	5	6	7	8	9	10	11	12	1	2	3	4	5	6	7	8	9						
Min.-Max. →				Min			Max																																			
Product ↓	CS - 59.85m : 8.0 MOS																																									
Condom	8.0 MOS			88.81m = 11.8 MOS												170m = 22.0 MOS (March 2024)												→														
*AMC = 7.51m	FY 2019-20: 175.75m (86.94m received) FY 2020-21: 170m (GoB Rev.)																																									
	CS - 61.88m : 10.5 MOS																																									
Pill (Total)	10.5 MOS			25m = 4.2 MOS												113.97m = 19.0 MOS												→														
*AMC = 5.90m	FY 2019-20 FY 2020-21: 53.47m (2G) & 60.5m (3G)																																									
	CS (0.661m): 78.0 MOS																																									
IUD	78.0 MOS (November 2026)																																				→					
*AMC = 8,475	FY 2020-21: 16m (14m - RPA & 2m Rev.)																																									
	CS (19.0m): 25.7 MOS																																									
Injectables	25.7 MOS																																				16m = 21.6 MOS (August 2024)			→		
*AMC = 0.739m	FY 2019-20: 0.3m FY 2020-21: 0.55m (RPA)																																									
	CS-(0.332m) - 14.1 MOS																																									
Implant	14.1 MOS			0.3m = 12.7 MOS												0.55m = 23.0 MOS (Oct. 2024)												→														
*AMC = 23,634	Legend:																																									
	<div style="display: flex; justify-content: space-between;"> <div style="width: 45%;"> <p>Pill (Total): 2nd & 3rd generation Shukhi and APON</p> <p>*AMC is calculated based on past 6-months consumption</p> <p>Data Sources: DGFP/L&S unit, DGFP LMIS web site - https://scmpbd.org/ Central Warehouse WIMS data and Approved DGFP Procurement Plan</p> <p>National min-max stock level is 6 & 10 MOS</p> <p>AMC = Average Monthly Consumption</p> </div> <div style="width: 45%;"> <ul style="list-style-type: none"> Current Stock (CS): Less than 3 MOS Current Stock (CS): MOS 3.0 to Less than 6 MOS Current Stock (CS): MOS 6 and above Planned for FY 2020-21 Procurement completed, yet to be received Donation </div> </div>																																									

DGFP STOCK STATUS NOTES
(For Contraceptives)
Month: September 2020

CONDOM – Current national stock is 59.85 million pieces and this stock can be used up to May 2021.

- 2019-20: GoB (Rev.) – 175.75 million pcs: DGFP received 86.94 million as of 30th September 2020. Rest 88.81 million is scheduled to deliver to DGFP from October 2020 and onward.
- 2020-21: GoB (Rev.) – 67 million pcs. (Revised plan): IFT published on 05-08-2020, Tender opened on 17-08-2020, TEC meeting held on 31-08-2020.

PILL – Current national stock of Oral Contraceptive Pill is 61.88 million cycles which will go up to August 2021.

- 2019-20: GoB (RPA) – 50 million cycles (2nd generation): DGFP received 25.0m as of 31st August 2020, rest 25m is scheduled to deliver to DGFP from October 2020 and onward.
- 2019-20: GoB (RPA) – 11 million cycles (3rd generation): DGFP received full quantity as of 30th September 2020.
- 2020-21: GoB(RPA) – 22.47 million cycles (2nd Generation): IFT published on 24-08-20 and TEC meeting held on 24-09-20.
- 2020-21: GoB (RPA) – 54.5 million cycles (3rd Generation): IFT published on 20-08-20 and TEC meeting held on 28-09-20.
- 2020-21: GoB (RPA) – 4 million cycles (POP - Apon): IFT published on 02-09-20 and Tender opened on 30-09-20.
- 2020-21: GoB (Rev.) – 31m (2nd Generation): IFT published on 31-07-2020, Tender opened on 03-09-2020, TEC meeting held on 20-09-2020
- 2020-21: GoB (Rev.) – 6 million (3rd Generation): Tender opened on 03.09.2020, TEC (1st & 2nd) meeting held on 21.09.2020 & 28.09.2020 respectively.
- 2020-21: GoB (Rev.) – 0.5 million cycles (POP- Apon): IFT published on 06-08-2020, Tender opened on 20-08-2020 and TEC meeting held on 23-08-2020.

IUD – Current national stock is 0.661 million pcs and this stock can be used up to November 2026.

INJECTABLES – Current stock of 19.00 million vials and that can be used up to November 2022.

- 2020-21: GoB (RPA) – 14 million vials: IFT published on 16-09-2020.
- 2020-21: GoB (Rev.) – 2 million vials: IFT published on 31-07-2020, Tender opened on 02-09-2020, TEC meeting held on 20-09-2020.

IMPLANT – Current stock is 0.332 million sets and this can be used up to November 2021.

- 2019-20: GoB (RPA) - 200,000 sets (Two rods – Revised plan): Tender opened for two rod is on 04/06/2020. TEC meeting held on 22-09-2020. (Carry forwarded to FY2020-21).
- 2020-21: GoB (RPA)–0.275 million sets of single rod implant plan approved by DG.
- 2020-21: GoB (RPA) – 0.275 million sets of two rod implant plan approved by DG.

You can also download the previous reports from <http://www.scmpbd.org>

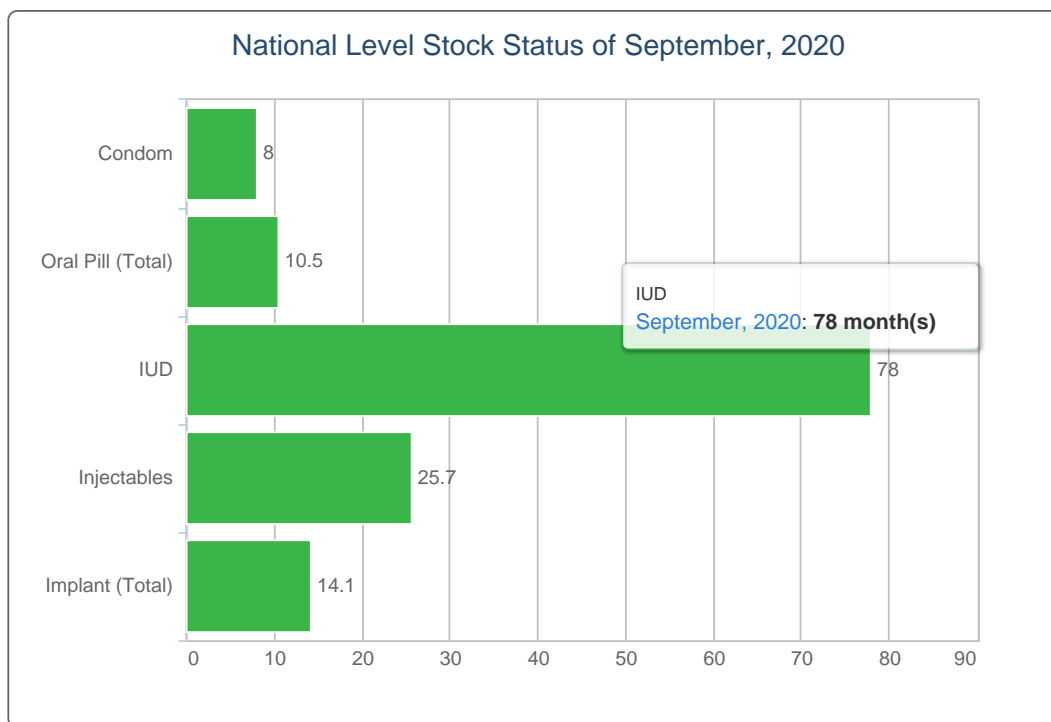
2. National Receipts Quantity by Product by Month

Contraceptive Received Report

Month: September, 2020

Item	Supplier	Receiver	Date Receipts	Qty
Disposable Syr.	JMI SYRINGE & MEDICAL DEVICES LTD.	Bogura RWH	30/09/20	696,000
			Total	696,000

3. National Level Contraceptive Summary Report

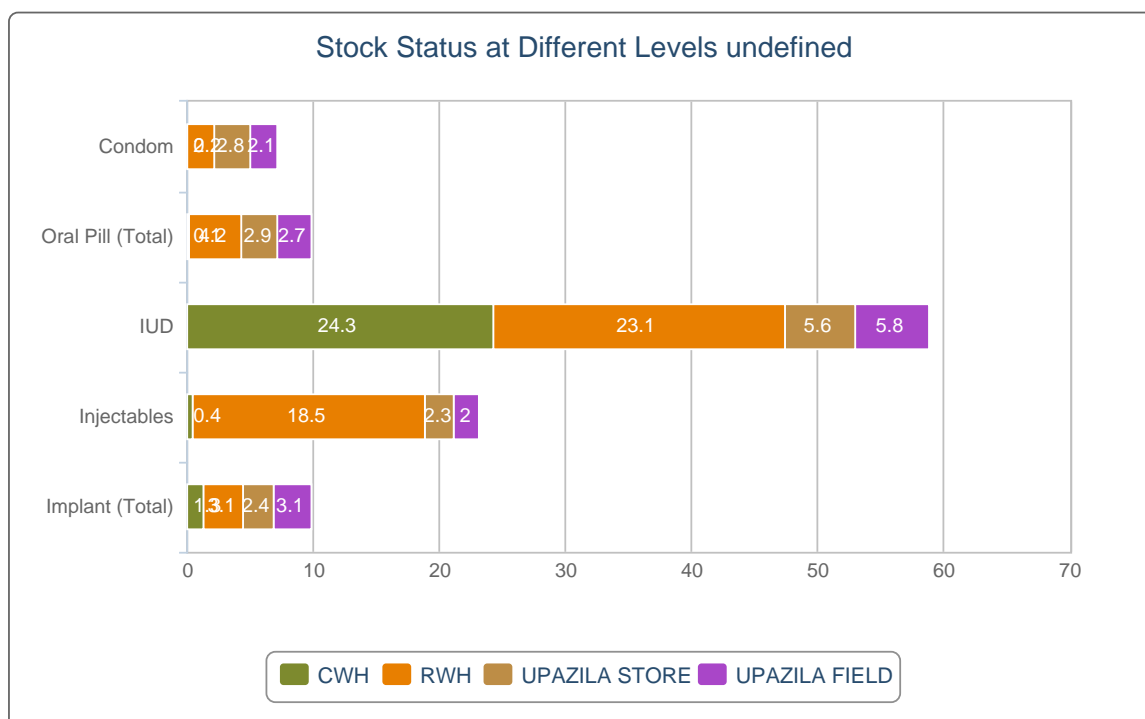


■ MOS less than 4.0
 ■ MOS 4.0 - 7.9
 ■ MOS 8.0 and above
 MOS = Month of Stock

National Level Stock Status of September, 2020

SL	Name of Products	Reported Consumption	Reported Closing Balance	Average Monthly Consumption	MOS
1	Condom	8,379,415	59,857,155	7,516,854	8.0
2	Oral Pill (Total)	6,208,597	61,880,394	5,909,298	10.5
3	IUD	11,245	661,221	8,475	78.0
4	Injectables	819,761	19,015,046	739,866	25.7
5	Implant (Total)	33,963	332,716	23,634	14.1

4. Stock Status Report at Different Levels

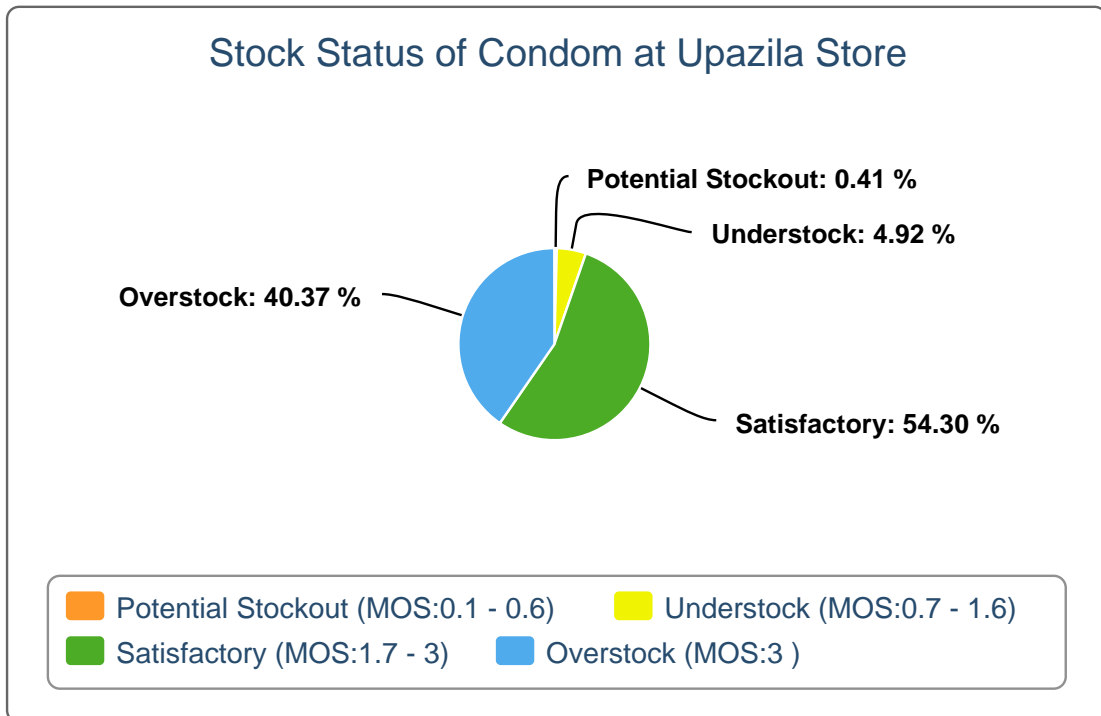


Stock Status at Different Levels September, 2020

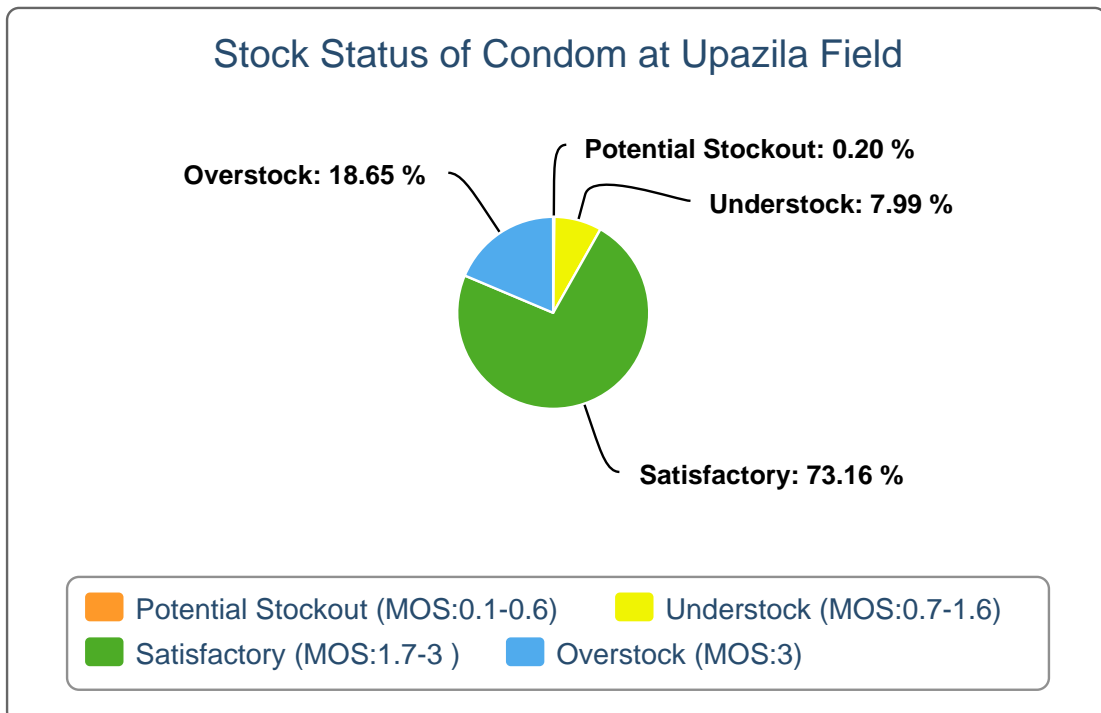
Products	Avg. Consump. of Last 6 Months	CWH Level	MOS	RWH Level	MOS	Upazila Level	MOS	Field Level	MOS	National Level	MOS
Condom	7,516,854	375,400	0	18,769,400	2.5	23,105,295	3.1	17,607,060	2.3	59,857,155	8
Oral Pill (Total)	5,909,298	848,104	0.1	26,139,828	4.4	18,181,333	3.1	16,711,129	2.8	61,880,394	10.5
IUD	8,475	273,550	32.3	259,621	30.6	63,244	7.5	64,806	7.6	661,221	78
Injectables	739,866	297,881	0.4	15,159,500	20.5	1,883,148	2.5	1,674,517	2.3	19,015,046	25.7
Implant (Total)	23,634	44,093	1.9	103,761	4.4	80,730	3.4	104,132	4.4	332,716	14.1

5. Contraceptive Stock Status by Product at Upazila Store and Field

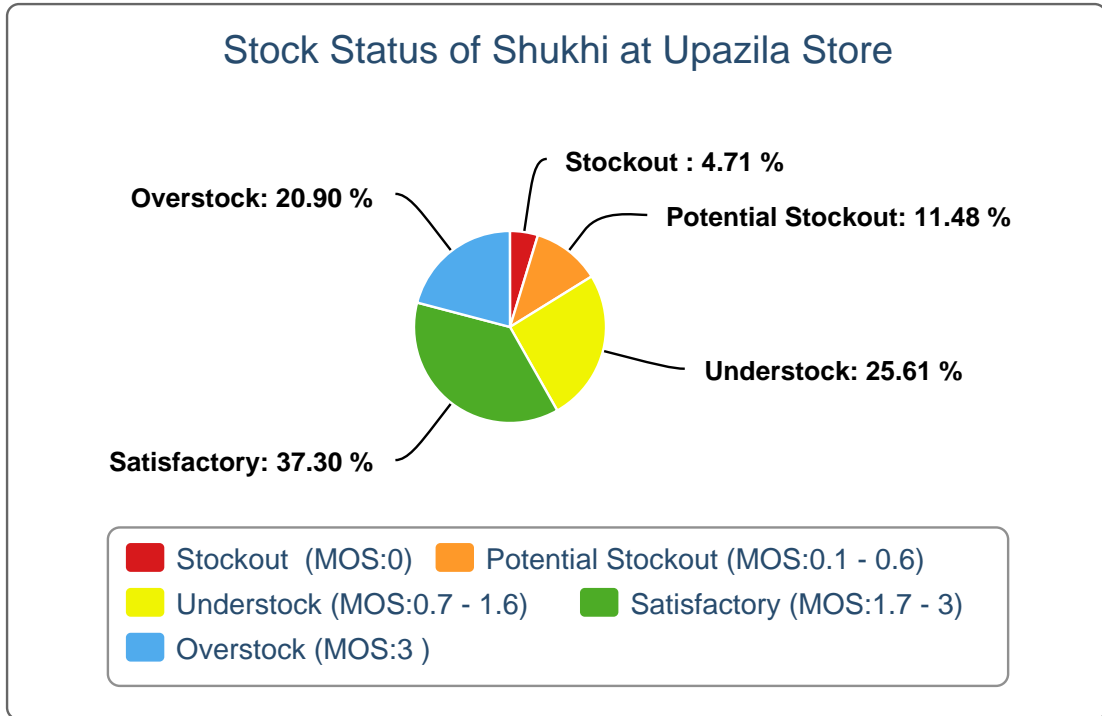
5(a).



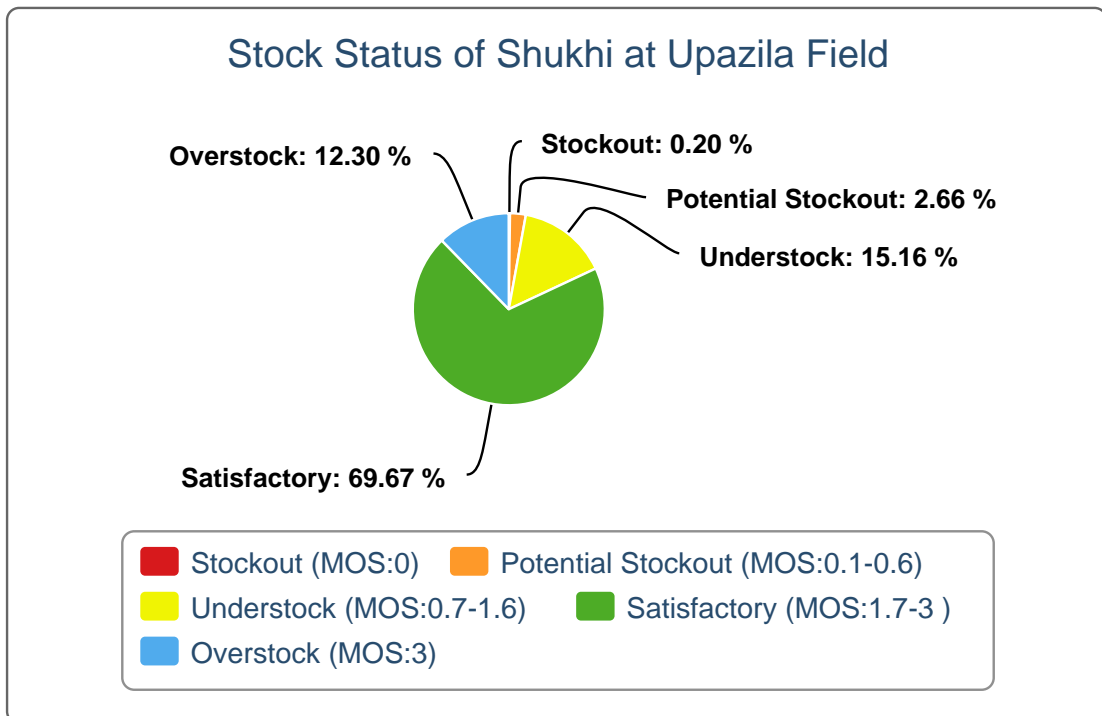
5(b).



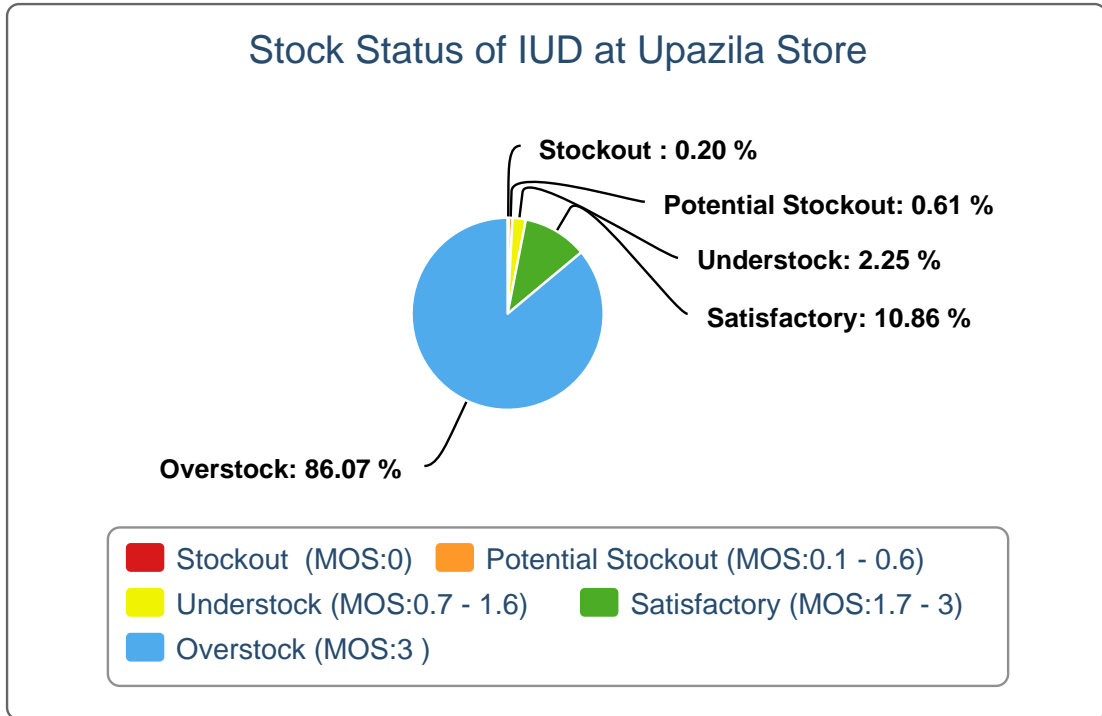
5(c).



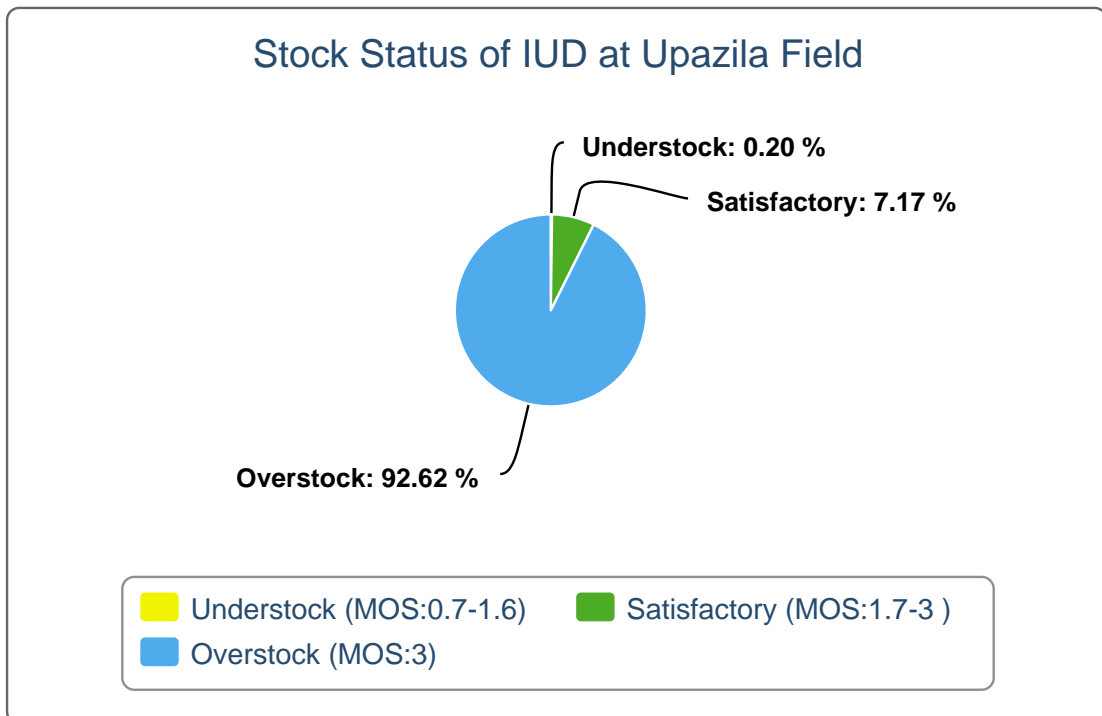
5(d).



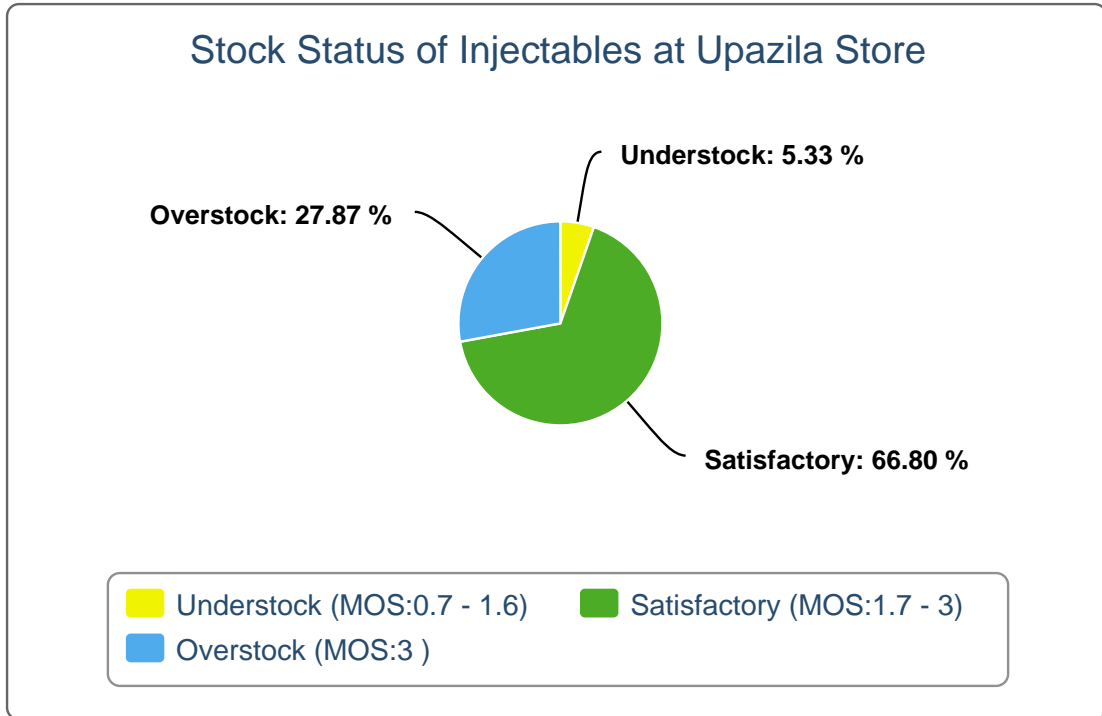
5(e).



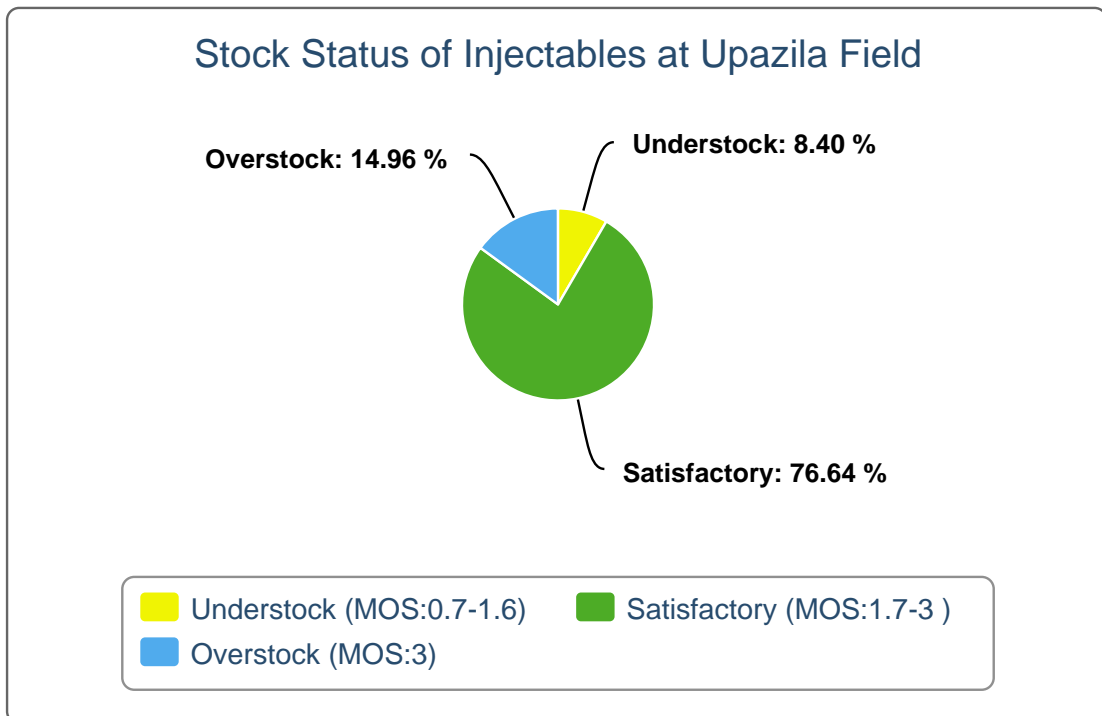
5(f).



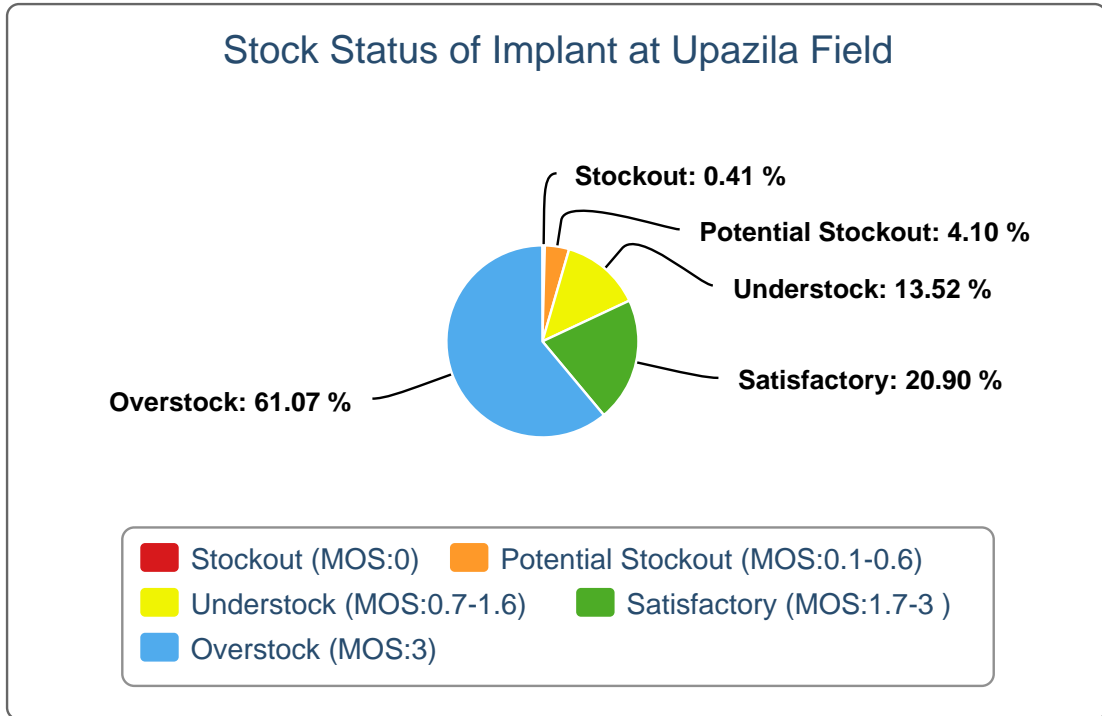
5(g).



5(h).



5(i).



6(a). Contraceptive Stock Status by Product at Regional Warehouses

SL	WH Name	Condom			Shukhi			IUD			Injectables			Implant		
		CBL	AMD	MOS	CBL	AMD	MOS	CBL	AMD	MOS	CBL	AMD	MOS	CBL	AMD	MOS
1	Bandarban RWH	111,600	32,856	3.4	117,120	19,206	6.1	795	82	9.7	8,000	2,487	3.2	700	141	5.0
2	Barishal RWH	0	193,813	0.0	518,400	170,860	3.0	13,500	233	57.9	0	24,960	0.0	3,000	582	5.2
3	Bhola RWH	10,800	51,402	0.2	129,120	53,385	2.4	4,650	84	55.4	103,000	26,792	3.8	2,850	271	10.5
4	Bogura RWH	432,000	450,094	1.0	6,129,120	336,065	18.2	22,000	295	74.6	3,733,100	26,947	138.5	7,900	1,717	4.6
5	Chattogram RWH	10,505,000	332,574	31.6	8,515,498	270,839	31.4	35,430	844	42.0	5,052,500	41,882	120.6	8,800	1,765	5.0
6	Cumilla RWH	540,000	428,962	1.3	820,800	315,515	2.6	8,700	902	9.6	64,000	53,535	1.2	5,400	1,557	3.5
7	Dhaka CWH	375,400	1,025,570	0.4	848,104	619,421	1.4	273,550	1,077	254.0	297,881	77,074	3.9	44,093	1,898	23.2
8	Dinajpur RWH	57,600	163,614	0.4	51,840	259,937	0.2	16,900	175	96.6	55,000	28,633	1.9	4,800	1,373	3.5
9	Faridpur RWH	547,200	420,588	1.3	359,520	278,539	1.3	20,200	583	34.6	110,000	29,157	3.8	9,550	1,561	6.1
10	Jamalpur RWH	381,600	273,524	1.4	277,920	222,931	1.2	11,150	128	87.1	166,000	24,034	6.9	3,400	764	4.5
11	Jashore RWH	417,600	397,016	1.1	341,280	246,163	1.4	15,000	253	59.3	135,600	33,933	4.0	6,850	786	8.7
12	Khulna RWH	1,327,200	470,713	2.8	4,735,370	308,473	15.4	21,200	286	74.1	4,922,000	29,204	168.5	6,800	902	7.5
13	Kushtia RWH	198,000	261,901	0.8	220,800	138,741	1.6	6,786	111	61.1	65,700	27,014	2.4	5,650	501	11.3
14	Mymensingh RWH	1,137,600	566,254	2.0	1,188,000	681,474	1.7	5,550	484	11.5	35,500	46,396	0.8	3,900	1,936	2.0
15	Noakhali RWH	360,000	198,445	1.8	773,280	141,523	5.5	4,000	454	8.8	141,200	34,157	4.1	4,961	1,115	4.4
16	Pabna RWH	540,000	412,191	1.3	710,400	304,377	2.3	4,900	530	9.2	106,000	36,775	2.9	5,450	667	8.2
17	Patuakhali RWH	226,800	90,270	2.5	152,640	123,881	1.2	12,200	176	69.3	146,900	20,155	7.3	9,200	865	10.6
18	Rajshahi RWH	306,000	547,875	0.6	246,720	270,502	0.9	17,425	244	71.4	89,800	28,450	3.2	1,600	836	1.9
19	Rangamati RWH	111,600	41,562	2.7	143,040	33,647	4.3	925	69	13.4	21,000	2,598	8.1	900	211	4.3
20	Rangpur RWH	871,200	447,433	1.9	36,960	611,421	0.1	14,650	895	16.4	53,000	86,409	0.6	4,200	2,150	2.0
21	Sylhet RWH	410,400	477,802	0.9	387,840	303,277	1.3	19,200	376	51.1	55,200	40,709	1.4	3,450	1,496	2.3
22	Tangail RWH	277,200	232,395	1.2	284,160	199,121	1.4	4,460	194	23.0	96,000	18,565	5.2	4,400	540	8.1

6(b). Contraceptive Stock Status by Product at Upazila

SL	Warehouse Name	Upazila Name	Condom			Shukhi			IUD			Injectables			Implant		
			CBL	AMD	MOS	CBL	AMD	MOS	CBL	AMD	MOS	CBL	AMD	MOS	CBL	AMD	MOS
1	Bandarban RWH	Alikadam	22,992	9,430	2.4	4,320	3,026	1.4	30	16	1.9	1,792	519	3.5	50	29	1.7
2	Bandarban RWH	Bandarban Sadar	5,272	3,210	1.6	8,255	3,007	2.7	59	14	4.2	1,091	403	2.7	82	27	3.0
3	Bandarban RWH	Lama	13,488	5,217	2.6	5,260	4,793	1.1	49	31	1.6	2,133	613	3.5	99	28	3.5
4	Bandarban RWH	Naikhongchhari	20,456	5,780	3.5	11,200	3,320	3.4	43	4	10.8	2,425	573	4.2	125	13	9.6
5	Bandarban RWH	Rowangchhari	10,224	2,355	4.3	7,570	1,846	4.1	26	5	5.2	1,160	142	8.2	64	13	4.9
6	Bandarban RWH	Ruma	4,488	4,557	1.0	1,802	1,496	1.2	54	6	9.0	265	89	3.0	85	12	7.1
7	Bandarban RWH	Thanchi	3,702	2,307	1.6	3,655	1,718	2.1	40	6	6.7	1,041	148	7.0	38	19	2.0
8	Barishal RWH	Agailjhara	20,210	5,788	3.5	16,862	6,913	2.4	67	7	9.6	2,084	576	3.6	100	28	3.6
9	Barishal RWH	Babuganj	15,900	4,799	3.3	17,140	5,741	3.0	46	13	3.5	2,390	527	4.5	50	17	2.9
10	Barishal RWH	Bakerganj	31,188	14,229	2.2	32,690	13,171	2.5	46	13	3.5	3,571	1,762	2.0	100	42	2.4
11	Barishal RWH	Banari Para	20,632	5,223	4.0	27,620	6,636	4.2	25	4	6.3	1,555	508	3.1	150	12	12.5
12	Barishal RWH	Barishal Sadar (kotwali)	85,380	26,740	3.2	24,750	13,837	1.8	155	28	5.5	8,410	2,781	3.0	300	38	7.9
13	Barishal RWH	Bhandaria	45,808	10,558	4.3	26,650	7,298	3.7	94	8	11.8	2,972	949	3.1	0	23	0.0
14	Barishal RWH	Gaurnadi	25,700	7,928	3.2	26,400	9,419	2.8	78	12	6.5	2,649	894	3.0	50	24	2.1
15	Barishal RWH	Hizla	16,280	7,221	2.3	23,910	5,284	4.5	83	7	11.9	4,581	1,357	3.4	300	12	25.0
16	Barishal RWH	Indurkani	14,276	3,869	3.7	17,710	4,501	3.9	21	5	4.2	1,549	523	3.0	100	20	5.0
17	Barishal RWH	Jhalokati Sadar	27,400	7,504	3.7	32,690	6,594	5.0	34	10	3.4	2,588	681	3.8	200	59	3.4
18	Barishal RWH	Kanthalia	15,405	3,795	4.1	33,520	4,221	7.9	20	3	6.7	1,588	618	2.6	50	13	3.8
19	Barishal RWH	Kawkhali	19,800	4,853	4.1	23,225	3,528	6.6	55	13	4.2	1,325	344	3.9	0	18	0.0
20	Barishal RWH	Mathbaria	58,200	14,157	4.1	80,885	16,763	4.8	101	14	7.2	4,625	1,482	3.1	200	50	4.0
21	Barishal RWH	Mehendiganj	25,900	10,991	2.4	24,040	9,290	2.6	75	21	3.6	9,856	4,660	2.1	200	6	33.3
22	Barishal RWH	Muladi	17,648	8,874	2.0	13,710	6,477	2.1	33	4	8.3	4,506	1,796	2.5	150	19	7.9
23	Barishal RWH	Nalchity	13,416	6,334	2.1	16,775	6,642	2.5	45	4	11.3	2,445	1,169	2.1	110	31	3.5
24	Barishal RWH	Nazirpur	47,988	14,442	3.3	42,735	10,875	3.9	50	18	2.8	3,040	1,259	2.4	50	32	1.6
25	Barishal RWH	Nesarabad (swarupkati)	46,096	15,901	2.9	21,880	12,556	1.7	41	15	2.7	4,012	1,118	3.6	100	42	2.4

SL	Warehouse Name	Upazila Name	Condom			Shukhi			IUD			Injectables			Implant		
			CBL	AMD	MOS	CBL	AMD	MOS	CBL	AMD	MOS	CBL	AMD	MOS	CBL	AMD	MOS
26	Barishal RWH	Pirojpur Sadar	47,620	8,173	5.8	41,335	7,378	5.6	82	25	3.3	2,307	764	3.0	50	42	1.2
27	Barishal RWH	Rajapur	26,032	4,917	5.3	28,650	3,867	7.4	54	3	18.0	1,639	490	3.3	75	8	9.4
28	Barishal RWH	Wazirpur	26,412	7,517	3.5	22,733	9,869	2.3	71	6	11.8	2,495	702	3.6	100	46	2.2
29	Bhola RWH	Bhola Sadar	22,704	9,669	2.3	35,378	9,763	3.6	191	36	5.3	9,163	4,721	1.9	190	64	3.0
30	Bhola RWH	Burhanuddin	16,510	3,987	4.1	24,000	7,675	3.1	139	10	13.9	7,338	1,315	5.6	200	21	9.5
31	Bhola RWH	Char Fasson	38,500	15,944	2.4	33,540	14,938	2.2	275	19	14.5	15,835	8,095	2.0	338	47	7.2
32	Bhola RWH	Daulat Khan	33,344	3,115	10.7	54,396	4,308	12.6	140	2	70.0	7,831	3,092	2.5	230	12	19.2
33	Bhola RWH	Lalmohan	39,410	12,202	3.2	41,840	11,126	3.8	213	10	21.3	15,155	5,779	2.6	350	57	6.1
34	Bhola RWH	Manpura	6,884	3,493	2.0	4,792	2,682	1.8	86	3	28.7	4,228	1,754	2.4	70	36	1.9
35	Bhola RWH	Tazumuddin	30,934	2,992	10.3	44,976	2,893	15.5	102	4	25.5	7,064	2,036	3.5	0	34	0.0
36	Bogura RWH	Adamdighi	25,200	7,880	3.2	52,160	5,332	9.8	52	16	3.3	989	235	4.2	200	29	6.9
37	Bogura RWH	Akkelpur	9,696	5,055	1.9	47,255	4,897	9.6	49	4	12.3	891	276	3.2	100	76	1.3
38	Bogura RWH	Atrai	34,100	11,297	3.0	18,365	10,558	1.7	124	4	31.0	1,403	440	3.2	50	30	1.7
39	Bogura RWH	Badalgachhi	26,144	8,737	3.0	25,640	9,716	2.6	50	4	12.5	2,142	1,093	2.0	200	42	4.8
40	Bogura RWH	Bogura Sadar	64,100	47,767	1.3	19,055	10,466	1.8	114	18	6.3	1,011	1,445	0.7	50	89	0.6
41	Bogura RWH	Dhamoirhat	19,502	8,581	2.3	14,920	8,568	1.7	85	7	12.1	2,887	715	4.0	150	18	8.3
42	Bogura RWH	Dhunat	58,300	29,719	2.0	40,320	19,019	2.1	54	5	10.8	4,191	1,755	2.4	200	81	2.5
43	Bogura RWH	Dhupchanchia	20,700	8,171	2.5	49,940	7,339	6.8	67	6	11.2	1,710	682	2.5	300	64	4.7
44	Bogura RWH	Gabtali	37,680	24,074	1.6	33,720	13,105	2.6	90	7	12.9	4,564	1,937	2.4	200	68	2.9
45	Bogura RWH	Ghoraghat	20,900	5,174	4.0	18,040	5,632	3.2	23	12	1.9	606	261	2.3	150	27	5.6
46	Bogura RWH	Hakimpur	12,300	7,346	1.7	19,527	3,855	5.1	68	4	17.0	309	268	1.2	100	33	3.0
47	Bogura RWH	Joypurhat Sadar	21,096	14,807	1.4	30,070	10,134	3.0	130	24	5.4	1,409	587	2.4	550	87	6.3
48	Bogura RWH	Kahaloo	33,756	16,630	2.0	21,400	10,483	2.0	67	22	3.0	1,862	857	2.2	100	41	2.4
49	Bogura RWH	Kalai	12,572	5,529	2.3	28,800	7,919	3.6	95	6	15.8	1,025	308	3.3	100	41	2.4
50	Bogura RWH	Khetlal	11,340	6,995	1.6	14,685	4,561	3.2	67	9	7.4	728	214	3.4	150	92	1.6

SL	Warehouse Name	Upazila Name	Condom			Shukhi			IUD			Injectables			Implant		
			CBL	AMD	MOS	CBL	AMD	MOS	CBL	AMD	MOS	CBL	AMD	MOS	CBL	AMD	MOS
51	Bogura RWH	Mahadebpur	15,612	14,490	1.1	41,960	15,132	2.8	78	5	15.6	2,548	745	3.4	200	89	2.2
52	Bogura RWH	Manda	62,700	22,167	2.8	60,060	29,111	2.1	348	49	7.1	3,928	1,784	2.2	50	77	0.6
53	Bogura RWH	Nandigram	13,400	8,523	1.6	16,470	10,552	1.6	65	3	21.7	1,060	353	3.0	100	38	2.6
54	Bogura RWH	Naogaon Sadar	51,452	23,471	2.2	44,910	16,723	2.7	187	5	37.4	2,719	1,214	2.2	154	37	4.2
55	Bogura RWH	Niamatpur	41,744	15,375	2.7	39,715	14,227	2.8	25	10	2.5	2,223	850	2.6	100	72	1.4
56	Bogura RWH	Panchbibi	24,113	8,953	2.7	23,518	6,269	3.8	50	7	7.1	2,105	743	2.8	482	127	3.8
57	Bogura RWH	Patnitala	32,571	9,277	3.5	26,749	9,429	2.8	105	3	35.0	1,156	552	2.1	100	41	2.4
58	Bogura RWH	Porsha	11,664	10,769	1.1	26,755	8,940	3.0	75	8	9.4	1,503	495	3.0	100	15	6.7
59	Bogura RWH	Raninagar	27,208	11,180	2.4	23,725	11,353	2.1	141	2	70.5	1,055	492	2.1	200	18	11.1
60	Bogura RWH	Sapahar	39,746	9,869	4.0	30,834	9,942	3.1	100	4	25.0	1,319	977	1.4	150	30	5.0
61	Bogura RWH	Sariakandi	27,456	14,995	1.8	259,015	8,629	30.0	189	10	18.9	2,326	1,122	2.1	150	115	1.3
62	Bogura RWH	Shajahanpur	28,018	31,817	0.9	7,930	12,141	0.7	84	4	21.0	2,825	951	3.0	300	52	5.8
63	Bogura RWH	Sherpur	70,992	29,196	2.4	46,045	17,466	2.6	36	11	3.3	3,138	1,323	2.4	200	72	2.8
64	Bogura RWH	Shibganj	45,800	19,093	2.4	66,820	21,473	3.1	70	3	23.3	3,900	3,313	1.2	50	50	1.0
65	Bogura RWH	Sonatola	58,780	13,157	4.5	56,255	13,094	4.3	212	23	9.2	2,859	960	3.0	200	66	3.0
66	Chattogram RWH	Anowara	81,300	7,935	10.2	196,490	8,423	23.3	240	16	15.0	1,308	712	1.8	200	20	10.0
67	Chattogram RWH	Banshkhali	22,680	11,054	2.1	48,830	9,922	4.9	178	9	19.8	3,056	1,745	1.8	0	132	0.0
68	Chattogram RWH	Boalkhali	281,444	8,397	33.5	182,424	8,431	21.6	128	17	7.5	887	412	2.2	100	37	2.7
69	Chattogram RWH	Chakaria	76,188	13,380	5.7	49,835	14,575	3.4	191	42	4.5	5,924	2,974	2.0	290	78	3.7
70	Chattogram RWH	Chandanaish	56,700	6,225	9.1	16,565	6,599	2.5	91	21	4.3	1,326	706	1.9	1	46	0.0
71	Chattogram RWH	Cox's Bazar Sadar	143,952	17,259	8.3	111,505	13,623	8.2	319	37	8.6	5,975	2,709	2.2	843	37	22.8
72	Chattogram RWH	Dighinala	19,386	7,969	2.4	18,300	8,217	2.2	64	11	5.8	1,720	905	1.9	100	51	2.0
73	Chattogram RWH	Double Mooring	75,792	34,519	2.2	47,705	9,616	5.0	284	110	2.6	6,622	2,251	2.9	150	69	2.2
74	Chattogram RWH	Fatikchhari	192,600	13,994	13.8	69,195	14,215	4.9	167	20	8.4	3,633	1,728	2.1	398	208	1.9
75	Chattogram RWH	Hathazari	65,833	26,061	2.5	34,215	13,828	2.5	338	13	26.0	1,219	1,036	1.2	150	38	3.9

SL	Warehouse Name	Upazila Name	Condom			Shukhi			IUD			Injectables			Implant		
			CBL	AMD	MOS	CBL	AMD	MOS	CBL	AMD	MOS	CBL	AMD	MOS	CBL	AMD	MOS
76	Chattogram RWH	Khagrachhari Sadar	57,216	2,955	19.4	33,354	4,943	6.7	31	37	0.8	2,130	378	5.6	296	10	29.6
77	Chattogram RWH	Kutubdia	8,892	2,150	4.1	12,140	2,698	4.5	190	16	11.9	6,325	866	7.3	700	83	8.4
78	Chattogram RWH	Lakshmichhari	14,629	1,202	12.2	7,273	2,343	3.1	95	9	10.6	177	95	1.9	100	10	10.0
79	Chattogram RWH	Lohagara	12,922	5,449	2.4	409,274	6,323	64.7	144	7	20.6	2,496	1,160	2.2	250	42	6.0
80	Chattogram RWH	Mahalchhari	9,260	3,232	2.9	6,610	4,140	1.6	35	4	8.8	289	235	1.2	50	34	1.5
81	Chattogram RWH	Maheshkhali	32,088	6,850	4.7	45,610	15,805	2.9	234	34	6.9	6,345	2,933	2.2	228	103	2.2
82	Chattogram RWH	Manikchhari	7,832	947	8.3	6,400	1,721	3.7	90	2	45.0	722	337	2.1	100	16	6.3
83	Chattogram RWH	Matiranga	14,300	8,433	1.7	13,375	6,733	2.0	150	21	7.1	1,296	758	1.7	202	55	3.7
84	Chattogram RWH	Mirsharai	28,306	10,974	2.6	33,515	11,614	2.9	159	33	4.8	3,653	1,660	2.2	600	42	14.3
85	Chattogram RWH	Panchhari	17,932	2,345	7.6	18,365	4,026	4.6	111	4	27.8	577	166	3.5	100	27	3.7
86	Chattogram RWH	Panchlaish	34,456	24,428	1.4	33,366	7,820	4.3	132	60	2.2	3,641	1,858	2.0	89	42	2.1
87	Chattogram RWH	Patiya	33,200	16,216	2.0	40,970	15,861	2.6	235	92	2.6	3,460	1,721	2.0	270	63	4.3
88	Chattogram RWH	Pekua	58,500	7,299	8.0	58,980	6,941	8.5	165	17	9.7	4,421	2,281	1.9	200	38	5.3
89	Chattogram RWH	Ramgarh	8,476	3,488	2.4	11,990	3,665	3.3	74	5	14.8	479	223	2.1	120	24	5.0
90	Chattogram RWH	Ramu	41,736	6,875	6.1	32,815	5,659	5.8	133	23	5.8	4,042	1,816	2.2	200	39	5.1
91	Chattogram RWH	Rangunia	37,755	14,536	2.6	40,671	10,324	3.9	132	42	3.1	2,837	1,380	2.1	300	48	6.3
92	Chattogram RWH	Raozan	47,850	9,792	4.9	21,870	9,104	2.4	150	48	3.1	2,320	1,042	2.2	800	127	6.3
93	Chattogram RWH	Sandwip	45,886	8,799	5.2	85,355	10,212	8.4	134	17	7.9	10,604	1,137	9.3	250	72	3.5
94	Chattogram RWH	Satkania	20,148	9,500	2.1	27,470	8,159	3.4	172	11	15.6	1,110	668	1.7	150	53	2.8
95	Chattogram RWH	Sitakunda	57,652	11,175	5.2	42,910	7,894	5.4	204	22	9.3	1,499	1,033	1.5	200	32	6.3
96	Chattogram RWH	Teknaf	131,752	23,298	5.7	87,690	11,619	7.5	141	29	4.9	10,097	3,752	2.7	320	60	5.3
97	Chattogram RWH	Ukhia	41,564	5,838	7.1	62,450	5,786	10.8	188	15	12.5	4,700	1,205	3.9	350	29	12.1
98	Cumilla RWH	Akhaura	50,000	7,008	7.1	18,136	5,145	3.5	107	7	15.3	3,021	708	4.3	160	13	12.3
99	Cumilla RWH	Ashuganj	45,000	12,799	3.5	26,565	6,021	4.4	180	8	22.5	2,319	747	3.1	150	31	4.8
100	Cumilla RWH	Banchhampur	86,700	15,207	5.7	50,595	8,161	6.2	141	15	9.4	3,830	1,396	2.7	400	95	4.2

SL	Warehouse Name	Upazila Name	Condom			Shukhi			IUD			Injectables			Implant		
			CBL	AMD	MOS	CBL	AMD	MOS	CBL	AMD	MOS	CBL	AMD	MOS	CBL	AMD	MOS
101	Cumilla RWH	Barura	56,624	13,047	4.3	39,950	15,427	2.6	247	27	9.1	4,997	2,704	1.8	200	39	5.1
102	Cumilla RWH	Bijoynagar	52,308	12,788	4.1	40,811	8,911	4.6	149	15	9.9	3,812	1,315	2.9	400	35	11.4
103	Cumilla RWH	Brahman Para	35,772	6,171	5.8	30,755	6,620	4.6	107	18	5.9	2,391	621	3.9	211	47	4.5
104	Cumilla RWH	Brahmanbaria Sadar	95,400	23,723	4.0	78,970	9,503	8.3	395	29	13.6	7,464	2,105	3.5	100	59	1.7
105	Cumilla RWH	Burichang	112,378	18,784	6.0	38,231	14,480	2.6	260	17	15.3	5,395	1,431	3.8	200	77	2.6
106	Cumilla RWH	Chandina	76,749	11,953	6.4	17,503	12,722	1.4	120	25	4.8	2,141	2,505	0.9	200	22	9.1
107	Cumilla RWH	Chandpur Sadar	43,000	10,412	4.1	51,385	10,953	4.7	254	70	3.6	7,625	1,900	4.0	200	68	2.9
108	Cumilla RWH	Chauddagram	79,436	16,707	4.8	45,050	14,878	3.0	353	14	25.2	6,626	3,227	2.1	100	33	3.0
109	Cumilla RWH	Cumilla Adarsha Sadar	92,100	36,359	2.5	53,345	13,939	3.8	216	80	2.7	5,003	2,492	2.0	58	106	0.5
110	Cumilla RWH	Cumilla Sadar Dakshin	61,500	13,722	4.5	42,155	14,083	3.0	230	20	11.5	3,743	2,333	1.6	160	20	8.0
111	Cumilla RWH	Daudkandi	69,528	10,038	6.9	48,135	8,437	5.7	249	47	5.3	4,853	1,526	3.2	50	32	1.6
112	Cumilla RWH	Debidwar	89,700	16,124	5.6	45,160	13,775	3.3	258	108	2.4	5,186	2,550	2.0	200	36	5.6
113	Cumilla RWH	Faridganj	77,200	9,888	7.8	54,110	9,725	5.6	210	42	5.0	5,675	2,037	2.8	250	85	2.9
114	Cumilla RWH	Haim Char	21,700	2,794	7.8	25,335	3,801	6.7	92	9	10.2	1,463	383	3.8	150	18	8.3
115	Cumilla RWH	Hajiganj	56,600	6,286	9.0	48,080	9,455	5.1	246	26	9.5	5,991	1,666	3.6	300	43	7.0
116	Cumilla RWH	Homna	60,500	13,485	4.5	38,315	7,115	5.4	173	14	12.4	3,854	1,122	3.4	172	22	7.8
117	Cumilla RWH	Kachua	113,032	10,654	10.6	44,840	11,081	4.0	162	29	5.6	4,463	2,932	1.5	150	40	3.8
118	Cumilla RWH	Kasba	78,200	17,577	4.4	45,735	11,223	4.1	121	18	6.7	2,173	1,008	2.2	100	58	1.7
119	Cumilla RWH	Laksam	46,400	8,515	5.4	30,000	6,852	4.4	88	23	3.8	4,436	1,356	3.3	260	28	9.3
120	Cumilla RWH	Manoharganj	50,700	8,337	6.1	33,915	7,186	4.7	62	10	6.2	3,526	1,069	3.3	50	20	2.5
121	Cumilla RWH	Matlab Dakshin	79,300	10,193	7.8	44,532	6,501	6.9	221	15	14.7	4,221	1,558	2.7	215	28	7.7
122	Cumilla RWH	Matlab Uttar	68,600	12,952	5.3	42,195	10,007	4.2	186	39	4.8	4,689	1,068	4.4	50	82	0.6
123	Cumilla RWH	Meghna	33,600	4,861	6.9	24,485	4,076	6.0	53	19	2.8	2,301	725	3.2	200	33	6.1
124	Cumilla RWH	Muradnagar	97,464	30,854	3.2	46,070	15,569	3.0	233	50	4.7	5,292	2,811	1.9	270	54	5.0
125	Cumilla RWH	Nabinagar	156,824	22,598	6.9	60,265	13,521	4.5	61	7	8.7	6,036	1,472	4.1	400	69	5.8

SL	Warehouse Name	Upazila Name	Condom			Shukhi			IUD			Injectables			Implant		
			CBL	AMD	MOS	CBL	AMD	MOS	CBL	AMD	MOS	CBL	AMD	MOS	CBL	AMD	MOS
126	Cumilla RWH	Nangalkot	68,206	17,726	3.8	45,101	8,124	5.6	189	25	7.6	4,520	1,869	2.4	100	59	1.7
127	Cumilla RWH	Nasirnagar	65,100	8,005	8.1	47,945	10,769	4.5	180	11	16.4	3,316	937	3.5	100	84	1.2
128	Cumilla RWH	Sarail	55,900	11,419	4.9	37,770	8,153	4.6	111	11	10.1	4,156	1,382	3.0	200	71	2.8
129	Cumilla RWH	Shahrasti	36,700	3,613	10.2	39,600	5,913	6.7	204	10	20.4	4,386	1,714	2.6	100	30	3.3
130	Cumilla RWH	Titas	51,300	4,363	11.8	23,250	3,389	6.9	148	44	3.4	4,972	866	5.7	156	20	7.8
131	Dhaka CWH	Araihazar	23,400	10,139	2.3	27,420	19,052	1.4	126	32	3.9	3,380	1,986	1.7	300	55	5.5
132	Dhaka CWH	Bandar	72,387	33,911	2.1	33,950	15,844	2.1	89	19	4.7	4,077	1,933	2.1	200	38	5.3
133	Dhaka CWH	Belabo	18,000	8,732	2.1	14,990	7,099	2.1	124	8	15.5	1,471	662	2.2	50	39	1.3
134	Dhaka CWH	Daulatpur	22,576	11,069	2.0	21,985	8,693	2.5	61	12	5.1	2,003	955	2.1	60	43	1.4
135	Dhaka CWH	Dhamrai	36,448	20,429	1.8	19,576	19,818	1.0	297	66	4.5	2,402	1,257	1.9	10	35	0.3
136	Dhaka CWH	Dohar	21,128	10,363	2.0	14,615	5,826	2.5	127	8	15.9	929	435	2.1	150	34	4.4
137	Dhaka CWH	Gazaria	26,760	7,829	3.4	15,992	6,617	2.4	59	6	9.8	898	426	2.1	11	30	0.4
138	Dhaka CWH	Gazipur Sadar	72,900	36,482	2.0	41,085	19,272	2.1	55	29	1.9	2,714	1,582	1.7	100	69	1.4
139	Dhaka CWH	Ghior	33,696	9,542	3.5	20,180	5,088	4.0	125	3	41.7	1,593	457	3.5	500	28	17.9
140	Dhaka CWH	Harirampur	29,661	16,134	1.8	11,910	5,375	2.2	175	3	58.3	961	278	3.5	250	63	4.0
141	Dhaka CWH	Kaliakair	45,964	21,135	2.2	36,175	17,882	2.0	101	7	14.4	1,284	658	2.0	0	39	0.0
142	Dhaka CWH	Kaliganj	49,892	25,461	2.0	33,955	15,045	2.3	181	6	30.2	2,367	1,120	2.1	200	25	8.0
143	Dhaka CWH	Kapasia	26,640	14,634	1.8	20,795	11,175	1.9	51	5	10.2	989	485	2.0	200	30	6.7
144	Dhaka CWH	Keraniganj	68,500	33,321	2.1	27,625	20,476	1.3	276	51	5.4	4,832	2,336	2.1	506	25	20.2
145	Dhaka CWH	Lohajang	23,444	10,293	2.3	16,460	6,159	2.7	138	11	12.5	780	400	2.0	100	45	2.2
146	Dhaka CWH	Manikganj Sadar	58,500	24,720	2.4	25,545	11,475	2.2	224	11	20.4	3,204	1,104	2.9	0	76	0.0
147	Dhaka CWH	Manohardi	29,200	12,637	2.3	28,740	9,412	3.1	57	17	3.4	3,166	1,574	2.0	300	14	21.4
148	Dhaka CWH	Mirpur	53,700	125,231	0.4	26,559	29,042	0.9	450	193	2.3	14,041	7,788	1.8	320	191	1.7
149	Dhaka CWH	Munshiganj Sadar	42,216	21,602	2.0	33,242	14,398	2.3	119	11	10.8	2,169	1,077	2.0	150	24	6.3
150	Dhaka CWH	Narayanganj Sadar	127,541	63,105	2.0	64,508	41,322	1.6	427	16	26.7	12,386	6,028	2.1	377	35	10.8

SL	Warehouse Name	Upazila Name	Condom			Shukhi			IUD			Injectables			Implant		
			CBL	AMD	MOS	CBL	AMD	MOS	CBL	AMD	MOS	CBL	AMD	MOS	CBL	AMD	MOS
151	Dhaka CWH	Narsingdi Sadar	89,666	53,239	1.7	3,859	45,036	0.1	153	67	2.3	8,784	12,863	0.7	200	85	2.4
152	Dhaka CWH	Nawabganj	44,296	19,868	2.2	16,075	10,760	1.5	188	11	17.1	1,499	716	2.1	110	42	2.6
153	Dhaka CWH	Palash	17,400	8,903	2.0	9,315	9,312	1.0	39	8	4.9	1,784	784	2.3	0	46	0.0
154	Dhaka CWH	Roypura	70,948	42,306	1.7	40,155	18,594	2.2	187	19	9.8	7,353	3,609	2.0	528	27	19.6
155	Dhaka CWH	Rupganj	64,684	30,259	2.1	14,070	28,196	0.5	357	27	13.2	5,764	2,479	2.3	0	54	0.0
156	Dhaka CWH	Saturia	18,500	10,033	1.8	14,110	8,189	1.7	30	12	2.5	1,189	525	2.3	0	56	0.0
157	Dhaka CWH	Savar	47,900	52,819	0.9	50,506	24,678	2.0	189	67	2.8	6,713	3,348	2.0	400	48	8.3
158	Dhaka CWH	Serajdikhan	31,944	14,896	2.1	37,200	14,102	2.6	85	18	4.7	2,251	1,031	2.2	200	35	5.7
159	Dhaka CWH	Shibalaya	39,900	13,594	2.9	20,899	7,275	2.9	26	5	5.2	3,570	1,059	3.4	200	44	4.5
160	Dhaka CWH	Shibpur	36,700	17,248	2.1	35,065	13,055	2.7	72	8	9.0	2,958	1,505	2.0	300	51	5.9
161	Dhaka CWH	Singair	37,813	17,263	2.2	30,302	10,854	2.8	99	7	14.1	1,234	528	2.3	10	53	0.2
162	Dhaka CWH	Sonargaon	54,845	24,509	2.2	55,628	19,442	2.9	142	18	7.9	5,343	2,533	2.1	0	37	0.0
163	Dhaka CWH	Sreenagar	31,648	11,497	2.8	36,365	8,910	4.1	291	11	26.5	1,224	487	2.5	600	38	15.8
164	Dhaka CWH	Sreepur	51,060	24,014	2.1	45,135	22,010	2.1	90	16	5.6	3,264	1,566	2.1	100	84	1.2
165	Dhaka CWH	Tejgaon	54,600	138,816	0.4	408,400	75,303	5.4	385	236	1.6	14,875	10,680	1.4	350	204	1.7
166	Dhaka CWH	Tongi	35,970	19,709	1.8	22,530	6,498	3.5	49	29	1.7	1,005	497	2.0	390	32	12.2
167	Dhaka CWH	Tongibari	22,348	9,828	2.3	21,260	8,137	2.6	65	4	16.3	742	323	2.3	200	24	8.3
168	Dinajpur RWH	Atwari	20,182	3,273	6.2	22,125	6,611	3.3	60	6	10.0	2,533	716	3.5	0	44	0.0
169	Dinajpur RWH	Baliadangi	14,300	3,666	3.9	30,100	7,276	4.1	50	2	25.0	4,071	1,694	2.4	200	44	4.5
170	Dinajpur RWH	Biral	20,126	7,261	2.8	42,530	10,309	4.1	102	4	25.5	2,778	1,059	2.6	10	68	0.1
171	Dinajpur RWH	Birampur	9,900	5,681	1.7	44,005	5,062	8.7	60	6	10.0	1,004	253	4.0	305	36	8.5
172	Dinajpur RWH	Birganj	23,340	10,073	2.3	62,785	18,657	3.4	176	6	29.3	2,974	1,555	1.9	200	107	1.9
173	Dinajpur RWH	Bochaganj	17,698	4,963	3.6	21,430	7,923	2.7	94	11	8.5	1,638	625	2.6	300	89	3.4
174	Dinajpur RWH	Boda	15,300	7,543	2.0	26,885	17,601	1.5	46	5	9.2	5,077	2,183	2.3	0	58	0.0
175	Dinajpur RWH	Chirirbandar	14,532	7,143	2.0	50,395	13,754	3.7	111	12	9.3	3,165	975	3.2	50	77	0.6

SL	Warehouse Name	Upazila Name	Condom			Shukhi			IUD			Injectables			Implant		
			CBL	AMD	MOS	CBL	AMD	MOS	CBL	AMD	MOS	CBL	AMD	MOS	CBL	AMD	MOS
176	Dinajpur RWH	Debiganj	22,400	10,169	2.2	58,245	22,528	2.6	85	10	8.5	6,628	3,208	2.1	300	46	6.5
177	Dinajpur RWH	Dinajpur Sadar	46,300	21,590	2.1	53,710	17,451	3.1	138	12	11.5	5,531	2,080	2.7	50	198	0.3
178	Dinajpur RWH	Fulbari	12,180	4,435	2.7	37,935	5,042	7.5	41	6	6.8	1,282	138	9.3	0	62	0.0
179	Dinajpur RWH	Haripur	26,048	2,868	9.1	26,478	5,570	4.8	37	4	9.3	4,382	623	7.0	50	11	4.5
180	Dinajpur RWH	Kaharole	12,800	3,460	3.7	21,965	9,401	2.3	76	6	12.7	1,727	577	3.0	300	97	3.1
181	Dinajpur RWH	Khansama	14,868	4,077	3.6	49,530	13,520	3.7	40	12	3.3	4,211	1,085	3.9	200	72	2.8
182	Dinajpur RWH	Nawabganj	17,300	7,845	2.2	25,900	10,757	2.4	158	2	79.0	2,940	988	3.0	0	26	0.0
183	Dinajpur RWH	Panchagarh Sadar	18,456	9,521	1.9	25,277	14,630	1.7	53	6	8.8	4,016	1,988	2.0	0	42	0.0
184	Dinajpur RWH	Parbatipur	25,080	17,844	1.4	40,953	19,588	2.1	195	26	7.5	4,094	1,633	2.5	50	72	0.7
185	Dinajpur RWH	Pirganj	12,800	5,103	2.5	24,260	9,329	2.6	83	12	6.9	2,695	870	3.1	300	32	9.4
186	Dinajpur RWH	Ranisankail	11,060	4,393	2.5	22,645	11,819	1.9	46	4	11.5	2,314	920	2.5	0	29	0.0
187	Dinajpur RWH	Tentulia	12,400	5,109	2.4	10,230	6,628	1.5	48	9	5.3	2,274	381	6.0	150	34	4.4
188	Dinajpur RWH	Thakurgaon Sadar	36,900	17,597	2.1	65,000	26,481	2.5	205	14	14.6	10,100	5,082	2.0	200	129	1.6
189	Faridpur RWH	Alfadanga	62,300	4,924	12.7	12,105	3,015	4.0	24	3	8.0	1,361	433	3.1	50	40	1.3
190	Faridpur RWH	Baliakandi	65,294	21,543	3.0	23,353	11,815	2.0	86	12	7.2	3,609	1,148	3.1	450	71	6.3
191	Faridpur RWH	Bhanga	65,112	22,519	2.9	30,272	12,901	2.3	131	56	2.3	1,407	688	2.0	200	106	1.9
192	Faridpur RWH	Bhedarganj	47,872	9,168	5.2	33,410	8,049	4.2	22	18	1.2	5,151	1,453	3.5	100	59	1.7
193	Faridpur RWH	Boalmari	44,812	12,329	3.6	23,721	10,314	2.3	69	7	9.9	3,216	934	3.4	200	47	4.3
194	Faridpur RWH	Char Bhadrasan	14,940	4,338	3.4	6,715	1,583	4.2	42	9	4.7	1,149	117	9.8	50	25	2.0
195	Faridpur RWH	Damudya	12,815	3,704	3.5	12,143	2,498	4.9	35	6	5.8	1,359	217	6.3	50	10	5.0
196	Faridpur RWH	Faridpur Sadar	119,151	50,760	2.3	28,690	16,684	1.7	273	78	3.5	7,880	3,031	2.6	550	155	3.5
197	Faridpur RWH	Goalanda	121,488	23,231	5.2	10,565	5,381	2.0	50	5	10.0	3,052	1,199	2.5	100	40	2.5
198	Faridpur RWH	Gopalganj Sadar	66,502	23,569	2.8	21,460	14,013	1.5	11	25	0.4	2,899	1,022	2.8	150	51	2.9
199	Faridpur RWH	Gosairhat	25,680	7,156	3.6	20,560	5,520	3.7	65	24	2.7	2,581	785	3.3	50	17	2.9
200	Faridpur RWH	Kalkini	23,900	12,896	1.9	22,395	12,126	1.8	24	16	1.5	2,730	1,041	2.6	322	59	5.5

SL	Warehouse Name	Upazila Name	Condom			Shukhi			IUD			Injectables			Implant		
			CBL	AMD	MOS	CBL	AMD	MOS	CBL	AMD	MOS	CBL	AMD	MOS	CBL	AMD	MOS
201	Faridpur RWH	Kashiani	41,028	14,663	2.8	35,075	9,238	3.8	65	3	21.7	1,398	552	2.5	200	46	4.3
202	Faridpur RWH	Kotalipara	33,600	10,163	3.3	20,040	14,756	1.4	35	4	8.8	2,150	610	3.5	150	47	3.2
203	Faridpur RWH	Madaripur Sadar	54,344	14,800	3.7	1,045	18,730	0.1	220	50	4.4	13,120	3,547	3.7	50	36	1.4
204	Faridpur RWH	Madhukhali	42,056	15,180	2.8	20,190	12,082	1.7	152	24	6.3	3,207	1,141	2.8	250	52	4.8
205	Faridpur RWH	Muksudpur	80,467	22,076	3.6	13,785	20,933	0.7	21	12	1.8	5,790	1,861	3.1	100	57	1.8
206	Faridpur RWH	Nagarkanda	44,892	12,636	3.6	39,165	7,751	5.1	82	23	3.6	2,979	386	7.7	150	40	3.8
207	Faridpur RWH	Naria	30,467	8,620	3.5	9,382	7,492	1.3	10	13	0.8	2,059	496	4.2	150	34	4.4
208	Faridpur RWH	Pangsha	54,400	22,162	2.5	16,760	17,900	0.9	5	12	0.4	4,868	1,831	2.7	400	140	2.9
209	Faridpur RWH	Rajbari Sadar	108,068	24,116	4.5	32,125	11,477	2.8	314	91	3.5	6,493	1,794	3.6	140	97	1.4
210	Faridpur RWH	Rajoir	32,995	9,826	3.4	16,483	10,311	1.6	43	6	7.2	3,126	740	4.2	277	45	6.2
211	Faridpur RWH	Sadarpur	31,456	16,393	1.9	21,817	7,244	3.0	50	8	6.3	1,499	486	3.1	50	39	1.3
212	Faridpur RWH	Saltha	46,164	9,766	4.7	25,065	7,337	3.4	29	13	2.2	2,168	501	4.3	150	57	2.6
213	Faridpur RWH	Shariatpur Sadar	26,824	8,604	3.1	19,035	6,416	3.0	99	27	3.7	1,350	579	2.3	50	50	1.0
214	Faridpur RWH	Shib Char	24,676	16,733	1.5	21,203	13,407	1.6	65	23	2.8	5,433	1,674	3.2	244	51	4.8
215	Faridpur RWH	Tungipara	18,796	6,202	3.0	24,235	3,630	6.7	0	10	0.0	1,199	307	3.9	120	38	3.2
216	Faridpur RWH	Zanjira	44,935	12,511	3.6	27,703	5,936	4.7	61	5	12.2	1,622	584	2.8	154	52	3.0
217	Jamalpur RWH	Bakshiganj	60,500	12,568	4.8	21,955	9,197	2.4	62	5	12.4	1,654	780	2.1	110	52	2.1
218	Jamalpur RWH	Char Rajibpur	43,200	20,355	2.1	18,563	5,685	3.3	19	1	19.0	1,773	1,082	1.6	100	27	3.7
219	Jamalpur RWH	Dewanganj	43,580	22,716	1.9	49,845	14,490	3.4	113	3	37.7	4,475	2,507	1.8	200	54	3.7
220	Jamalpur RWH	Islampur	62,472	25,569	2.4	52,669	19,143	2.8	169	8	21.1	3,418	1,603	2.1	50	75	0.7
221	Jamalpur RWH	Jamalpur Sadar	75,972	36,458	2.1	74,710	35,322	2.1	57	12	4.8	7,582	3,498	2.2	300	51	5.9
222	Jamalpur RWH	Jhenaigati	28,375	11,780	2.4	29,150	15,616	1.9	72	7	10.3	2,485	1,324	1.9	50	33	1.5
223	Jamalpur RWH	Madarganj	30,200	10,331	2.9	24,760	9,526	2.6	55	9	6.1	650	516	1.3	100	76	1.3
224	Jamalpur RWH	Melandaha	81,300	16,409	5.0	57,020	14,592	3.9	120	9	13.3	3,150	1,986	1.6	100	51	2.0
225	Jamalpur RWH	Nakla	27,540	10,533	2.6	74,855	11,355	6.6	19	10	1.9	2,260	1,149	2.0	51	73	0.7

SL	Warehouse Name	Upazila Name	Condom			Shukhi			IUD			Injectables			Implant		
			CBL	AMD	MOS	CBL	AMD	MOS	CBL	AMD	MOS	CBL	AMD	MOS	CBL	AMD	MOS
226	Jamalpur RWH	Nalitabari	39,111	15,207	2.6	47,818	14,998	3.2	29	7	4.1	2,323	1,074	2.2	200	57	3.5
227	Jamalpur RWH	Raumari	54,300	19,704	2.8	27,600	10,862	2.5	30	8	3.8	3,318	1,604	2.1	100	32	3.1
228	Jamalpur RWH	Sarishabari	63,510	25,531	2.5	41,702	16,297	2.6	60	38	1.6	3,315	1,575	2.1	50	35	1.4
229	Jamalpur RWH	Sherpur Sadar	57,800	32,704	1.8	51,335	32,982	1.6	61	7	8.7	9,334	4,721	2.0	150	100	1.5
230	Jamalpur RWH	Sreebardi	53,148	13,659	3.9	38,570	12,866	3.0	43	4	10.8	1,766	615	2.9	150	48	3.1
231	Jashore RWH	Abhaynagar	34,200	15,531	2.2	24,725	9,481	2.6	134	4	33.5	3,505	1,379	2.5	100	35	2.9
232	Jashore RWH	Bagher Para	33,848	16,210	2.1	28,470	9,673	2.9	67	9	7.4	2,649	1,358	2.0	600	39	15.4
233	Jashore RWH	Chaugachha	42,600	20,255	2.1	14,480	9,207	1.6	159	4	39.8	1,650	730	2.3	527	50	10.5
234	Jashore RWH	Harinakunda	29,220	9,074	3.2	22,890	11,479	2.0	182	8	22.8	1,823	858	2.1	500	38	13.2
235	Jashore RWH	Jashore Sadar	94,500	62,406	1.5	50,475	29,449	1.7	253	29	8.7	13,313	5,296	2.5	140	79	1.8
236	Jashore RWH	Jhenaidah Sadar	42,455	21,158	2.0	30,710	14,530	2.1	220	44	5.0	3,975	1,677	2.4	700	38	18.4
237	Jashore RWH	Jhikargachha	39,500	18,138	2.2	19,620	9,508	2.1	75	20	3.8	3,000	1,283	2.3	2	36	0.1
238	Jashore RWH	Kalia	38,500	16,203	2.4	18,625	9,186	2.0	167	3	55.7	1,313	463	2.8	1,188	18	66.0
239	Jashore RWH	Kaliganj	33,900	16,646	2.0	25,105	11,633	2.2	232	7	33.1	3,644	685	5.3	502	22	22.8
240	Jashore RWH	Keshabpur	32,300	14,375	2.2	14,760	9,591	1.5	228	6	38.0	3,730	1,713	2.2	104	55	1.9
241	Jashore RWH	Kotchandpur	19,400	7,892	2.5	11,690	5,481	2.1	35	4	8.8	1,200	566	2.1	450	11	40.9
242	Jashore RWH	Lohagara	45,948	15,891	2.9	19,655	8,297	2.4	203	6	33.8	2,295	1,111	2.1	950	34	27.9
243	Jashore RWH	Magura Sadar	44,088	21,905	2.0	23,535	18,392	1.3	100	28	3.6	4,870	2,434	2.0	400	49	8.2
244	Jashore RWH	Maheshpur	31,599	12,749	2.5	32,413	8,027	4.0	286	18	15.9	5,000	2,188	2.3	300	25	12.0
245	Jashore RWH	Manirampur	59,400	27,054	2.2	37,260	15,318	2.4	146	5	29.2	11,046	5,260	2.1	500	33	15.2
246	Jashore RWH	Mohammadpur	21,252	9,106	2.3	18,178	9,013	2.0	66	7	9.4	1,628	692	2.4	350	19	18.4
247	Jashore RWH	Narail Sadar	45,793	23,102	2.0	19,750	13,720	1.4	277	11	25.2	6,555	1,513	4.3	250	44	5.7
248	Jashore RWH	Shailkupa	45,132	21,229	2.1	26,825	16,390	1.6	419	8	52.4	2,918	1,417	2.1	300	49	6.1
249	Jashore RWH	Shalikha	18,548	7,279	2.5	27,960	7,888	3.5	40	11	3.6	1,466	597	2.5	300	33	9.1
250	Jashore RWH	Sharsha	65,464	30,863	2.1	33,490	12,631	2.7	64	11	5.8	4,745	2,089	2.3	350	37	9.5

SL	Warehouse Name	Upazila Name	Condom			Shukhi			IUD			Injectables			Implant		
			CBL	AMD	MOS	CBL	AMD	MOS	CBL	AMD	MOS	CBL	AMD	MOS	CBL	AMD	MOS
251	Jashore RWH	Sreepur	21,804	9,950	2.2	19,545	7,269	2.7	112	10	11.2	1,432	624	2.3	422	42	10.0
252	Khulna RWH	Assasuni	88,200	14,707	6.0	17,365	24,036	0.7	37	3	12.3	3,410	1,372	2.5	0	35	0.0
253	Khulna RWH	Bagerhat Sadar	33,996	17,329	2.0	38,755	12,251	3.2	86	7	12.3	3,025	978	3.1	0	38	0.0
254	Khulna RWH	Batiaghata	39,000	11,517	3.4	31,210	9,439	3.3	63	2	31.5	1,800	585	3.1	100	41	2.4
255	Khulna RWH	Chitalmari	56,170	15,842	3.5	42,160	8,360	5.0	29	4	7.3	3,409	1,021	3.3	50	25	2.0
256	Khulna RWH	Dacope	34,352	6,096	5.6	37,190	7,656	4.9	26	4	6.5	1,547	422	3.7	0	46	0.0
257	Khulna RWH	Daulatpur	173,700	47,676	3.6	69,065	15,951	4.3	120	8	15.0	6,700	3,230	2.1	0	29	0.0
258	Khulna RWH	Debhata	22,800	11,307	2.0	27,805	6,763	4.1	23	4	5.8	1,303	410	3.2	50	10	5.0
259	Khulna RWH	Dumuria	157,000	26,909	5.8	92,118	19,624	4.7	178	23	7.7	5,701	1,953	2.9	200	95	2.1
260	Khulna RWH	Fakirhat	36,800	8,610	4.3	27,160	6,046	4.5	28	4	7.0	1,504	465	3.2	0	34	0.0
261	Khulna RWH	Kachua	29,525	5,715	5.2	31,861	4,767	6.7	33	5	6.6	2,621	394	6.7	0	8	0.0
262	Khulna RWH	Kalaroa	80,124	21,243	3.8	56,285	7,497	7.5	47	3	15.7	3,098	727	4.3	80	18	4.4
263	Khulna RWH	Kaliganj	45,600	22,573	2.0	38,125	18,357	2.1	71	2	35.5	3,227	1,313	2.5	0	17	0.0
264	Khulna RWH	Khulna Sadar	199,008	65,879	3.0	76,795	18,151	4.2	593	52	11.4	11,680	4,767	2.5	29	20	1.5
265	Khulna RWH	Koyra	51,300	12,994	3.9	44,970	16,206	2.8	67	7	9.6	2,660	594	4.5	400	35	11.4
266	Khulna RWH	Mollahat	46,176	9,728	4.7	32,260	8,692	3.7	27	7	3.9	2,002	380	5.3	100	44	2.3
267	Khulna RWH	Mongla	38,900	12,939	3.0	34,623	6,826	5.1	88	5	17.6	2,375	651	3.6	150	34	4.4
268	Khulna RWH	Morrelganj	113,820	14,588	7.8	82,515	15,189	5.4	41	49	0.8	4,241	1,353	3.1	0	81	0.0
269	Khulna RWH	Paikgachha	42,000	13,031	3.2	46,680	16,734	2.8	68	13	5.2	2,825	849	3.3	0	49	0.0
270	Khulna RWH	Phultala	55,800	11,617	4.8	42,975	4,236	10.1	195	12	16.3	1,455	485	3.0	0	33	0.0
271	Khulna RWH	Rampal	50,600	11,892	4.3	22,440	8,599	2.6	81	3	27.0	1,510	281	5.4	0	29	0.0
272	Khulna RWH	Rupsa	31,900	13,042	2.4	40,655	8,941	4.5	210	9	23.3	1,181	382	3.1	100	57	1.8
273	Khulna RWH	Sarankhola	23,500	7,342	3.2	24,020	4,533	5.3	55	3	18.3	1,495	729	2.1	0	22	0.0
274	Khulna RWH	Satkhira Sadar	102,500	41,456	2.5	52,915	18,411	2.9	183	9	20.3	10,946	3,094	3.5	0	26	0.0
275	Khulna RWH	Shyamnagar	34,896	16,942	2.1	39,180	18,138	2.2	77	4	19.3	1,813	662	2.7	0	16	0.0

SL	Warehouse Name	Upazila Name	Condom			Shukhi			IUD			Injectables			Implant		
			CBL	AMD	MOS	CBL	AMD	MOS	CBL	AMD	MOS	CBL	AMD	MOS	CBL	AMD	MOS
276	Khulna RWH	Tala	59,688	15,669	3.8	54,420	16,027	3.4	109	40	2.7	4,601	1,786	2.6	0	36	0.0
277	Khulna RWH	Terokhada	60,300	14,070	4.3	36,345	7,043	5.2	57	4	14.3	1,963	321	6.1	100	24	4.2
278	Kushtia RWH	Alamdanga	31,479	14,215	2.2	27,882	12,759	2.2	58	6	9.7	4,000	1,693	2.4	200	85	2.4
279	Kushtia RWH	Bheramara	27,800	13,668	2.0	17,815	7,196	2.5	20	3	6.7	2,099	955	2.2	10	17	0.6
280	Kushtia RWH	Chuadanga Sadar	42,900	24,386	1.8	21,810	10,498	2.1	80	15	5.3	6,287	2,951	2.1	300	26	11.5
281	Kushtia RWH	Damurhuda	34,040	16,974	2.0	25,140	9,941	2.5	60	7	8.6	5,860	2,886	2.0	0	63	0.0
282	Kushtia RWH	Daulatpur	74,000	36,101	2.0	44,251	19,096	2.3	18	5	3.6	6,119	3,087	2.0	0	13	0.0
283	Kushtia RWH	Gangni	46,174	20,856	2.2	21,725	9,615	2.3	46	8	5.8	7,951	3,799	2.1	62	36	1.7
284	Kushtia RWH	Jiban Nagar	16,800	5,715	2.9	20,530	5,935	3.5	50	13	3.8	2,928	1,104	2.7	0	54	0.0
285	Kushtia RWH	Khoksa	26,060	13,126	2.0	19,370	7,513	2.6	45	7	6.4	409	225	1.8	50	25	2.0
286	Kushtia RWH	Kumarkhali	50,504	22,823	2.2	32,823	11,293	2.9	31	6	5.2	4,096	1,471	2.8	0	32	0.0
287	Kushtia RWH	Kushtia Sadar	69,900	40,398	1.7	48,125	22,277	2.2	59	28	2.1	6,477	3,686	1.8	94	84	1.1
288	Kushtia RWH	Meherpur Sadar	44,488	21,269	2.1	21,290	6,651	3.2	35	4	8.8	4,786	2,462	1.9	130	24	5.4
289	Kushtia RWH	Mirpur	58,000	25,114	2.3	27,565	13,717	2.0	22	4	5.5	3,914	1,837	2.1	200	31	6.5
290	Kushtia RWH	Mujib Nagar	15,424	7,256	2.1	10,480	2,250	4.7	26	5	5.2	1,856	858	2.2	10	11	0.9
291	Mymensingh RWH	Atpara	22,600	5,500	4.1	22,145	7,742	2.9	178	7	25.4	1,203	598	2.0	151	38	4.0
292	Mymensingh RWH	Austagram	25,500	14,012	1.8	33,285	10,817	3.1	100	19	5.3	2,233	1,303	1.7	150	19	7.9
293	Mymensingh RWH	Bajitpur	39,340	16,007	2.5	20,230	12,901	1.6	179	7	25.6	1,230	680	1.8	200	39	5.1
294	Mymensingh RWH	Barhatta	28,704	10,387	2.8	27,455	12,783	2.1	50	5	10.0	2,714	1,381	2.0	105	37	2.8
295	Mymensingh RWH	Bhairab	28,716	19,712	1.5	21,005	13,194	1.6	20	12	1.7	2,400	1,409	1.7	200	85	2.4
296	Mymensingh RWH	Bhaluka	51,000	25,624	2.0	47,760	26,263	1.8	84	34	2.5	2,921	1,470	2.0	200	34	5.9
297	Mymensingh RWH	Dharampasha	43,392	20,455	2.1	25,510	17,019	1.5	174	8	21.8	3,779	1,822	2.1	0	105	0.0
298	Mymensingh RWH	Dhobaura	29,400	11,727	2.5	35,705	11,902	3.0	201	6	33.5	2,350	1,150	2.0	150	11	13.6
299	Mymensingh RWH	Durgapur	47,600	20,456	2.3	32,425	15,901	2.0	151	12	12.6	4,536	2,399	1.9	100	44	2.3
300	Mymensingh RWH	Fulbaria	39,320	19,453	2.0	70,725	33,253	2.1	111	18	6.2	3,084	1,204	2.6	200	26	7.7

SL	Warehouse Name	Upazila Name	Condom			Shukhi			IUD			Injectables			Implant		
			CBL	AMD	MOS	CBL	AMD	MOS	CBL	AMD	MOS	CBL	AMD	MOS	CBL	AMD	MOS
301	Mymensingh RWH	Gaffargaon	84,228	30,724	2.7	50,410	23,038	2.2	215	10	21.5	4,690	1,936	2.4	150	55	2.7
302	Mymensingh RWH	Gauripur	30,564	11,022	2.8	43,545	19,481	2.2	148	11	13.5	3,616	1,596	2.3	0	31	0.0
303	Mymensingh RWH	Haluaghat	39,500	13,644	2.9	35,335	20,204	1.7	224	16	14.0	4,523	1,248	3.6	200	55	3.6
304	Mymensingh RWH	Hossainpur	24,700	8,503	2.9	33,924	11,123	3.0	29	8	3.6	1,959	872	2.2	100	48	2.1
305	Mymensingh RWH	Ishwarganj	39,006	16,982	2.3	54,510	37,471	1.5	218	8	27.3	3,263	1,676	1.9	100	45	2.2
306	Mymensingh RWH	Itna	20,732	7,686	2.7	33,960	10,061	3.4	141	5	28.2	1,031	209	4.9	150	44	3.4
307	Mymensingh RWH	Kalmakanda	40,500	19,615	2.1	33,300	18,855	1.8	145	10	14.5	2,266	1,006	2.3	190	45	4.2
308	Mymensingh RWH	Karimganj	26,880	13,100	2.1	36,660	16,214	2.3	138	6	23.0	1,792	778	2.3	100	121	0.8
309	Mymensingh RWH	Katiadi	41,232	17,474	2.4	23,219	15,266	1.5	88	23	3.8	2,569	1,408	1.8	62	44	1.4
310	Mymensingh RWH	Kendua	35,780	15,034	2.4	34,755	23,599	1.5	192	8	24.0	2,088	1,176	1.8	226	56	4.0
311	Mymensingh RWH	Khaliajuri	14,076	6,314	2.2	25,500	5,918	4.3	100	3	33.3	970	394	2.5	200	55	3.6
312	Mymensingh RWH	Kishoreganj Sadar	50,724	23,689	2.1	44,380	18,934	2.3	474	43	11.0	3,675	1,705	2.2	300	64	4.7
313	Mymensingh RWH	Kuliar Char	35,800	13,064	2.7	30,875	8,009	3.9	113	6	18.8	1,193	775	1.5	200	53	3.8
314	Mymensingh RWH	Madan	24,895	9,559	2.6	21,512	11,151	1.9	162	4	40.5	1,219	569	2.1	300	40	7.5
315	Mymensingh RWH	Mithamain	16,316	7,504	2.2	19,925	6,485	3.1	129	8	16.1	353	209	1.7	172	23	7.5
316	Mymensingh RWH	Mohanganj	20,800	7,727	2.7	27,600	11,065	2.5	171	9	19.0	1,963	880	2.2	100	49	2.0
317	Mymensingh RWH	Muktagachha	49,212	21,908	2.2	70,105	28,101	2.5	192	8	24.0	3,363	1,714	2.0	200	61	3.3
318	Mymensingh RWH	Mymensingh Sadar	98,208	44,493	2.2	71,292	44,726	1.6	248	31	8.0	5,343	2,924	1.8	250	55	4.5
319	Mymensingh RWH	Nandail	31,546	12,393	2.5	3,355	41,506	0.1	126	20	6.3	3,784	2,129	1.8	50	65	0.8
320	Mymensingh RWH	Netrakona Sadar	25,511	14,755	1.7	29,561	22,905	1.3	241	5	48.2	3,949	2,155	1.8	200	89	2.2
321	Mymensingh RWH	Nikli	24,020	6,208	3.9	23,815	5,710	4.2	74	18	4.1	1,181	520	2.3	100	76	1.3
322	Mymensingh RWH	Pakundia	37,032	11,757	3.1	38,724	13,019	3.0	140	15	9.3	2,018	849	2.4	100	64	1.6
323	Mymensingh RWH	Phulpur	45,000	14,628	3.1	38,255	38,526	1.0	162	45	3.6	4,262	1,963	2.2	550	119	4.6
324	Mymensingh RWH	Purbadhala	30,200	11,894	2.5	24,360	19,455	1.3	150	5	30.0	3,735	1,801	2.1	0	68	0.0
325	Mymensingh RWH	Tarail	34,748	17,176	2.0	28,470	13,123	2.2	198	18	11.0	1,782	977	1.8	150	36	4.2

SL	Warehouse Name	Upazila Name	Condom			Shukhi			IUD			Injectables			Implant		
			CBL	AMD	MOS	CBL	AMD	MOS	CBL	AMD	MOS	CBL	AMD	MOS	CBL	AMD	MOS
326	Mymensingh RWH	Trishal	55,944	26,068	2.1	9,940	35,754	0.3	151	13	11.6	2,755	1,511	1.8	200	37	5.4
327	Noakhali RWH	Begumganj	23,600	16,402	1.4	22,675	10,329	2.2	153	52	2.9	2,359	1,517	1.6	10	115	0.1
328	Noakhali RWH	Chatkhil	6,680	3,611	1.8	23,364	3,230	7.2	57	11	5.2	613	608	1.0	1	32	0.0
329	Noakhali RWH	Chhagalnaiya	14,200	7,755	1.8	15,605	5,824	2.7	32	8	4.0	1,078	827	1.3	200	27	7.4
330	Noakhali RWH	Companiganj	20,712	10,229	2.0	23,780	6,141	3.9	47	7	6.7	1,966	1,101	1.8	50	41	1.2
331	Noakhali RWH	Daganbhuiyan	23,664	10,447	2.3	17,005	4,989	3.4	62	9	6.9	1,735	813	2.1	50	30	1.7
332	Noakhali RWH	Feni Sadar	62,240	33,970	1.8	39,789	14,672	2.7	309	113	2.7	6,869	3,396	2.0	300	79	3.8
333	Noakhali RWH	Fulgazi	18,964	4,817	3.9	10,330	3,255	3.2	117	13	9.0	932	385	2.4	50	22	2.3
334	Noakhali RWH	Hatiya	45,036	16,306	2.8	54,389	14,652	3.7	324	25	13.0	6,571	2,586	2.5	450	133	3.4
335	Noakhali RWH	Kabirhat	14,778	6,460	2.3	21,585	5,070	4.3	50	8	6.3	2,210	1,047	2.1	5	52	0.1
336	Noakhali RWH	Kamalnagar	16,236	5,879	2.8	19,449	5,600	3.5	76	28	2.7	7,234	3,404	2.1	5	61	0.1
337	Noakhali RWH	Lakshmpur Sadar	20,652	12,013	1.7	21,639	11,253	1.9	80	44	1.8	8,859	4,737	1.9	5	24	0.2
338	Noakhali RWH	Noakhali Sadar	29,700	18,205	1.6	28,565	10,180	2.8	124	30	4.1	3,805	2,321	1.6	200	55	3.6
339	Noakhali RWH	Parshuram	21,428	3,351	6.4	16,400	3,825	4.3	98	9	10.9	947	393	2.4	200	31	6.5
340	Noakhali RWH	Ramganj	26,344	5,199	5.1	46,865	3,749	12.5	77	9	8.6	3,321	1,135	2.9	150	27	5.6
341	Noakhali RWH	Ramgati	12,165	3,797	3.2	16,948	5,285	3.2	22	12	1.8	5,414	2,946	1.8	0	88	0.0
342	Noakhali RWH	Roypur	8,732	2,980	2.9	22,310	6,549	3.4	90	24	3.8	2,372	1,072	2.2	0	34	0.0
343	Noakhali RWH	Senbagh	19,800	7,686	2.6	23,325	5,953	3.9	85	11	7.7	2,102	1,074	2.0	100	53	1.9
344	Noakhali RWH	Sonagazi	25,952	10,793	2.4	24,865	7,259	3.4	55	19	2.9	3,950	2,233	1.8	200	34	5.9
345	Noakhali RWH	Sonaimuri	16,800	8,076	2.1	23,855	5,459	4.4	73	7	10.4	2,877	1,454	2.0	101	53	1.9
346	Noakhali RWH	Subarnachar	24,100	10,469	2.3	19,770	8,249	2.4	88	15	5.9	2,090	1,108	1.9	10	124	0.1
347	Pabna RWH	Atgharia	79,768	9,001	8.9	90,740	9,239	9.8	240	3	80.0	6,595	371	17.8	50	25	2.0
348	Pabna RWH	Belkuchi	93,900	40,717	2.3	78,467	20,517	3.8	282	5	56.4	6,380	1,725	3.7	100	38	2.6
349	Pabna RWH	Bera	209,300	10,701	19.6	237,000	12,840	18.5	284	55	5.2	9,827	1,251	7.9	105	40	2.6
350	Pabna RWH	Bhangura	248,560	8,034	30.9	172,575	5,503	31.4	194	6	32.3	3,144	162	19.4	110	22	5.0

SL	Warehouse Name	Upazila Name	Condom			Shukhi			IUD			Injectables			Implant		
			CBL	AMD	MOS	CBL	AMD	MOS	CBL	AMD	MOS	CBL	AMD	MOS	CBL	AMD	MOS
351	Pabna RWH	Chatmohar	96,656	30,891	3.1	25,660	25,004	1.0	600	18	33.3	10,644	1,165	9.1	100	40	2.5
352	Pabna RWH	Faridpur	285,328	7,367	38.7	182,590	6,095	30.0	235	5	47.0	1,419	710	2.0	0	25	0.0
353	Pabna RWH	Ishwardi	98,376	23,121	4.3	98,360	15,491	6.3	356	7	50.9	15,120	1,125	13.4	200	40	5.0
354	Pabna RWH	Kamarkhanda	76,384	12,400	6.2	72,515	8,716	8.3	204	17	12.0	9,495	1,032	9.2	50	25	2.0
355	Pabna RWH	Kazipur	169,300	29,397	5.8	262,295	14,351	18.3	30	65	0.5	13,880	2,232	6.2	300	57	5.3
356	Pabna RWH	Pabna Sadar	106,944	53,299	2.0	78,690	40,802	1.9	500	75	6.7	10,300	7,391	1.4	100	43	2.3
357	Pabna RWH	Royganj	106,000	19,345	5.5	68,920	19,382	3.6	239	19	12.6	12,664	1,804	7.0	100	16	6.3
358	Pabna RWH	Santhia	89,300	21,999	4.1	61,690	18,997	3.2	202	11	18.4	8,200	3,033	2.7	205	44	4.7
359	Pabna RWH	Shahjadpur	178,496	34,775	5.1	251,760	22,143	11.4	589	96	6.1	10,731	4,338	2.5	250	116	2.2
360	Pabna RWH	Sirajganj Sadar	55,900	35,108	1.6	29,853	23,410	1.3	430	28	15.4	11,950	3,495	3.4	50	33	1.5
361	Pabna RWH	Sujanagar	350,520	15,311	22.9	231,575	10,729	21.6	431	10	43.1	8,125	2,227	3.6	100	61	1.6
362	Pabna RWH	Tarash	220,864	14,023	15.8	123,630	14,869	8.3	241	26	9.3	7,822	1,168	6.7	150	17	8.8
363	Pabna RWH	Ullah Para	174,300	46,702	3.7	57,630	36,289	1.6	691	84	8.2	21,592	3,546	6.1	300	25	12.0
364	Patuakhali RWH	Amtali	23,636	10,483	2.3	30,065	16,080	1.9	81	8	10.1	2,868	1,544	1.9	100	134	0.7
365	Patuakhali RWH	Bamna	7,900	3,353	2.4	11,015	4,287	2.6	69	6	11.5	428	192	2.2	150	59	2.5
366	Patuakhali RWH	Barguna Sadar	18,200	8,623	2.1	19,485	12,457	1.6	60	19	3.2	7,100	3,349	2.1	25	69	0.4
367	Patuakhali RWH	Bauphal	22,200	9,158	2.4	21,000	14,141	1.5	110	34	3.2	3,775	1,969	1.9	200	109	1.8
368	Patuakhali RWH	Betagi	9,300	4,087	2.3	14,240	4,707	3.0	65	10	6.5	1,235	594	2.1	50	21	2.4
369	Patuakhali RWH	Dashmina	11,170	4,037	2.8	12,975	6,618	2.0	158	11	14.4	1,820	892	2.0	300	106	2.8
370	Patuakhali RWH	Dumki	7,152	3,366	2.1	8,385	2,699	3.1	49	6	8.2	754	343	2.2	100	17	5.9
371	Patuakhali RWH	Galachipa	23,024	12,580	1.8	9,195	20,716	0.4	58	15	3.9	8,274	3,775	2.2	50	191	0.3
372	Patuakhali RWH	Kalapara	17,484	7,999	2.2	32,660	13,791	2.4	73	14	5.2	5,528	2,659	2.1	150	28	5.4
373	Patuakhali RWH	Mirzaganj	13,524	5,715	2.4	14,145	6,289	2.2	46	2	23.0	1,172	578	2.0	50	31	1.6
374	Patuakhali RWH	Patharghata	15,124	6,504	2.3	20,180	8,376	2.4	53	9	5.9	2,538	1,260	2.0	100	32	3.1
375	Patuakhali RWH	Patuakhali Sadar	26,520	14,365	1.8	14,328	13,720	1.0	70	42	1.7	5,789	3,000	1.9	230	68	3.4

SL	Warehouse Name	Upazila Name	Condom			Shukhi			IUD			Injectables			Implant		
			CBL	AMD	MOS	CBL	AMD	MOS	CBL	AMD	MOS	CBL	AMD	MOS	CBL	AMD	MOS
376	Rajshahi RWH	Bagatipara	53,592	15,190	3.5	23,925	6,820	3.5	33	4	8.3	807	300	2.7	250	57	4.4
377	Rajshahi RWH	Bagha	55,200	22,336	2.5	17,410	8,121	2.1	97	4	24.3	2,700	1,291	2.1	150	30	5.0
378	Rajshahi RWH	Baghmara	75,600	35,464	2.1	43,425	23,852	1.8	82	34	2.4	3,192	1,568	2.0	500	12	41.7
379	Rajshahi RWH	Baraigram	96,900	21,534	4.5	45,730	15,006	3.0	20	19	1.1	4,440	1,872	2.4	220	40	5.5
380	Rajshahi RWH	Bholahat	36,648	7,620	4.8	27,470	4,749	5.8	60	2	30.0	1,373	528	2.6	150	12	12.5
381	Rajshahi RWH	Boalia	104,660	38,536	2.7	40,045	4,800	8.3	128	20	6.4	4,273	1,438	3.0	380	76	5.0
382	Rajshahi RWH	Chapai Nababganj Sadar	66,900	48,040	1.4	31,915	18,431	1.7	60	54	1.1	6,570	2,751	2.4	50	27	1.9
383	Rajshahi RWH	Charghat	72,900	20,536	3.5	30,125	11,557	2.6	53	9	5.9	1,000	469	2.1	50	31	1.6
384	Rajshahi RWH	Durgapur	66,372	15,282	4.3	35,289	7,063	5.0	20	2	10.0	860	327	2.6	50	15	3.3
385	Rajshahi RWH	Godagari	113,100	36,449	3.1	53,050	15,931	3.3	39	4	9.8	4,144	2,912	1.4	100	25	4.0
386	Rajshahi RWH	Gomastapur	56,400	26,221	2.2	16,772	13,932	1.2	25	12	2.1	2,064	921	2.2	2	23	0.1
387	Rajshahi RWH	Gurudaspur	107,088	23,577	4.5	48,558	14,305	3.4	58	5	11.6	2,377	1,043	2.3	300	40	7.5
388	Rajshahi RWH	Lalpur	49,924	20,160	2.5	23,370	16,234	1.4	70	7	10.0	3,403	1,388	2.5	115	32	3.6
389	Rajshahi RWH	Mohanpur	108,214	18,479	5.9	30,885	10,002	3.1	36	2	18.0	4,083	1,880	2.2	150	24	6.3
390	Rajshahi RWH	Nachole	100,800	11,230	9.0	25,345	6,320	4.0	18	2	9.0	1,500	649	2.3	110	11	10.0
391	Rajshahi RWH	Natore Sadar	77,156	30,590	2.5	40,781	15,234	2.7	60	21	2.9	2,534	1,094	2.3	250	57	4.4
392	Rajshahi RWH	Paba	111,500	39,092	2.9	41,940	10,907	3.8	47	2	23.5	6,410	2,716	2.4	310	43	7.2
393	Rajshahi RWH	Puthia	46,800	23,125	2.0	16,570	10,977	1.5	14	8	1.8	3,535	915	3.9	120	33	3.6
394	Rajshahi RWH	Shibganj	86,400	45,226	1.9	30,240	21,023	1.4	50	11	4.5	4,000	1,675	2.4	100	39	2.6
395	Rajshahi RWH	Singra	152,016	31,887	4.8	45,799	21,725	2.1	40	12	3.3	4,156	1,893	2.2	50	110	0.5
396	Rajshahi RWH	Tanore	97,800	17,301	5.7	46,780	13,513	3.5	22	10	2.2	2,388	820	2.9	800	99	8.1
397	Rangamati RWH	Baghaichhari	24,130	7,550	3.2	10,048	5,435	1.8	46	2	23.0	1,026	290	3.5	162	25	6.5
398	Rangamati RWH	Barkal	32,900	3,850	8.5	19,710	3,205	6.1	34	2	17.0	3,010	335	9.0	172	6	28.7
399	Rangamati RWH	Belai Chhari	3,681	1,663	2.2	16,378	2,244	7.3	55	3	18.3	260	103	2.5	20	11	1.8
400	Rangamati RWH	Jurai Chhari	8,376	1,764	4.7	6,000	1,707	3.5	49	3	16.3	800	127	6.3	50	18	2.8

SL	Warehouse Name	Upazila Name	Condom			Shukhi			IUD			Injectables			Implant		
			CBL	AMD	MOS	CBL	AMD	MOS	CBL	AMD	MOS	CBL	AMD	MOS	CBL	AMD	MOS
401	Rangamati RWH	Kaptai	16,800	4,139	4.1	11,795	2,372	5.0	56	2	28.0	2,060	315	6.5	100	30	3.3
402	Rangamati RWH	Kawkhali (betbunia)	10,156	3,003	3.4	7,363	2,473	3.0	18	3	6.0	1,487	372	4.0	112	24	4.7
403	Rangamati RWH	Langadu	41,448	4,959	8.4	10,165	3,887	2.6	148	3	49.3	4,209	316	13.3	200	38	5.3
404	Rangamati RWH	Naniarchar	37,932	4,982	7.6	16,645	4,013	4.1	34	2	17.0	555	168	3.3	80	11	7.3
405	Rangamati RWH	Rajsthali	2,420	1,028	2.4	6,092	1,528	4.0	70	2	35.0	199	69	2.9	80	16	5.0
406	Rangamati RWH	Rangamati Sadar	30,436	8,624	3.5	28,370	6,783	4.2	165	47	3.5	2,478	503	4.9	90	32	2.8
407	Rangpur RWH	Aditmari	28,500	11,379	2.5	24,230	13,374	1.8	175	73	2.4	2,167	1,935	1.1	0	63	0.0
408	Rangpur RWH	Badarganj	22,056	9,748	2.3	33,481	19,185	1.7	85	36	2.4	4,150	1,843	2.3	0	46	0.0
409	Rangpur RWH	Bhurungamari	34,356	14,872	2.3	29,115	16,410	1.8	91	32	2.8	5,806	2,874	2.0	0	41	0.0
410	Rangpur RWH	Chilmari	28,136	12,017	2.3	14,470	10,916	1.3	38	9	4.2	2,315	1,028	2.3	50	41	1.2
411	Rangpur RWH	Dimla	16,532	7,253	2.3	12,900	20,107	0.6	135	32	4.2	4,089	1,818	2.2	0	88	0.0
412	Rangpur RWH	Domar	18,876	6,837	2.8	25,797	14,439	1.8	66	16	4.1	4,333	2,122	2.0	5	43	0.1
413	Rangpur RWH	Fulchhari	49,136	20,453	2.4	26,430	9,616	2.7	42	15	2.8	3,473	2,722	1.3	0	17	0.0
414	Rangpur RWH	Gaibandha Sadar	37,126	16,955	2.2	51,669	24,236	2.1	94	15	6.3	6,561	3,554	1.8	100	159	0.6
415	Rangpur RWH	Gangachara	26,584	11,951	2.2	32,711	17,261	1.9	79	26	3.0	7,056	3,982	1.8	0	58	0.0
416	Rangpur RWH	Gobindaganj	165,268	35,555	4.6	70,225	30,169	2.3	27	15	1.8	6,789	3,149	2.2	664	73	9.1
417	Rangpur RWH	Hatibandha	23,164	9,962	2.3	47,430	13,119	3.6	43	28	1.5	4,326	2,198	2.0	50	65	0.8
418	Rangpur RWH	Jaldhaka	85,248	13,728	6.2	56,580	22,420	2.5	179	20	9.0	6,955	3,516	2.0	50	77	0.6
419	Rangpur RWH	Kaliganj	18,488	6,249	3.0	21,315	11,410	1.9	152	55	2.8	2,664	1,251	2.1	0	51	0.0
420	Rangpur RWH	Kaunia	25,300	11,726	2.2	31,875	11,034	2.9	61	6	10.2	5,319	2,778	1.9	0	62	0.0
421	Rangpur RWH	Kishoreganj	44,100	5,664	7.8	31,920	15,942	2.0	96	38	2.5	3,425	1,416	2.4	100	94	1.1
422	Rangpur RWH	Kurigram Sadar	25,716	11,254	2.3	24,618	14,143	1.7	68	31	2.2	5,715	2,606	2.2	0	42	0.0
423	Rangpur RWH	Lalmonirhat Sadar	23,548	9,375	2.5	27,925	15,902	1.8	44	11	4.0	5,407	2,615	2.1	0	61	0.0
424	Rangpur RWH	Mitha Pukur	52,200	17,360	3.0	56,670	23,644	2.4	68	4	17.0	4,794	2,288	2.1	50	50	1.0
425	Rangpur RWH	Nageshwari	30,699	13,241	2.3	38,650	30,515	1.3	80	22	3.6	9,015	4,536	2.0	0	48	0.0

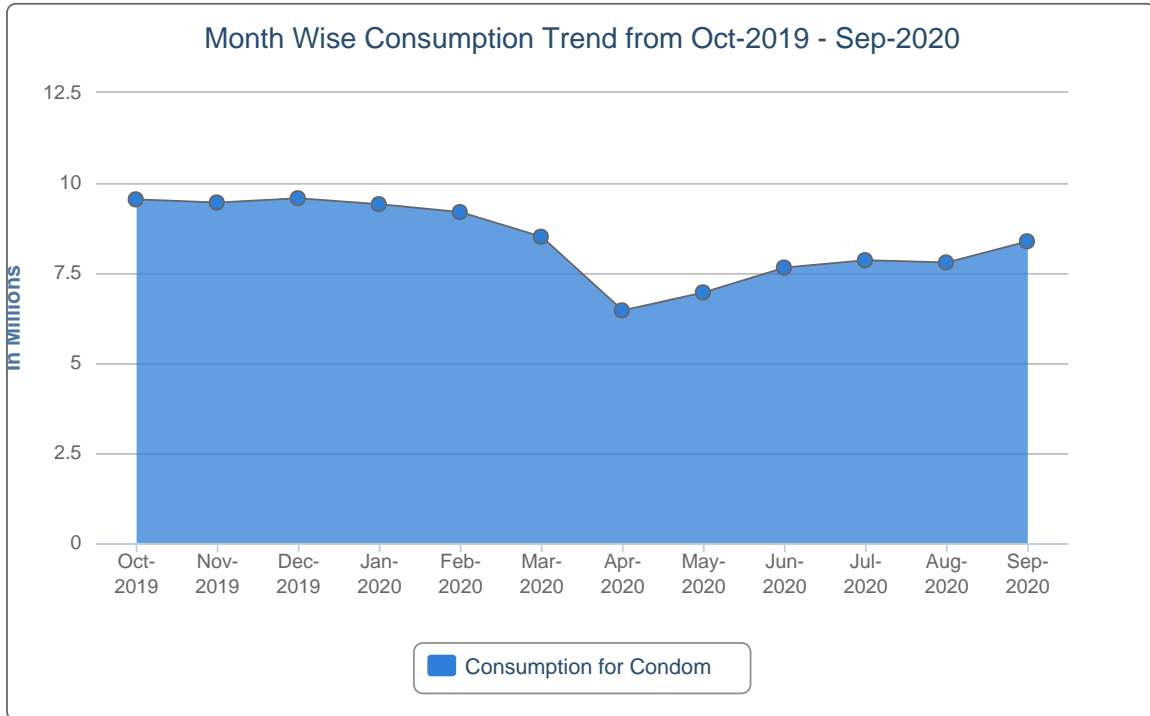
SL	Warehouse Name	Upazila Name	Condom			Shukhi			IUD			Injectables			Implant		
			CBL	AMD	MOS	CBL	AMD	MOS	CBL	AMD	MOS	CBL	AMD	MOS	CBL	AMD	MOS
426	Rangpur RWH	Nilphamari Sadar	30,449	8,493	3.6	57,370	28,053	2.0	90	38	2.4	6,297	3,024	2.1	50	85	0.6
427	Rangpur RWH	Palashbari	41,944	8,269	5.1	19,009	15,689	1.2	54	6	9.0	3,859	2,094	1.8	50	75	0.7
428	Rangpur RWH	Patgram	19,056	5,444	3.5	37,465	12,473	3.0	83	4	20.8	3,398	1,762	1.9	150	27	5.6
429	Rangpur RWH	Phulbari	16,900	6,352	2.7	21,225	13,091	1.6	146	82	1.8	4,571	2,554	1.8	0	37	0.0
430	Rangpur RWH	Pirgachha	34,800	15,448	2.3	45,440	17,929	2.5	125	49	2.6	5,750	3,070	1.9	300	70	4.3
431	Rangpur RWH	Pirganj	72,500	19,258	3.8	112,665	28,129	4.0	85	19	4.5	5,200	2,425	2.1	100	72	1.4
432	Rangpur RWH	Rajarhat	41,020	11,851	3.5	24,370	13,277	1.8	67	19	3.5	4,562	1,883	2.4	0	46	0.0
433	Rangpur RWH	Rangpur Sadar	67,200	24,137	2.8	48,930	23,378	2.1	166	23	7.2	9,700	2,859	3.4	756	105	7.2
434	Rangpur RWH	Sadullapur	63,852	24,051	2.7	56,520	21,299	2.7	188	76	2.5	7,535	4,138	1.8	350	41	8.5
435	Rangpur RWH	Saghata	36,104	9,503	3.8	22,525	18,703	1.2	73	9	8.1	4,422	1,374	3.2	50	42	1.2
436	Rangpur RWH	Saidpur	31,348	9,465	3.3	10,565	9,474	1.1	110	5	22.0	3,114	1,384	2.3	0	25	0.0
437	Rangpur RWH	Sundarganj	67,056	28,424	2.4	99,708	39,656	2.5	238	71	3.4	14,367	7,390	1.9	300	195	1.5
438	Rangpur RWH	Taraganj	17,522	8,891	2.0	24,410	9,408	2.6	62	3	20.7	2,289	1,054	2.2	100	83	1.2
439	Rangpur RWH	Ulipur	66,224	22,268	3.0	37,150	27,020	1.4	112	7	16.0	6,321	3,167	2.0	400	68	5.9
440	Sylhet RWH	Ajmiriganj	17,308	4,098	4.2	12,020	5,439	2.2	138	4	34.5	727	386	1.9	50	45	1.1
441	Sylhet RWH	Bahubal	21,528	5,260	4.1	18,172	5,368	3.4	123	3	41.0	929	390	2.4	20	26	0.8
442	Sylhet RWH	Balaganj	61,400	22,744	2.7	25,500	7,473	3.4	245	4	61.3	3,568	1,450	2.5	101	54	1.9
443	Sylhet RWH	Baniachong	41,120	9,163	4.5	35,540	12,678	2.8	100	7	14.3	1,845	718	2.6	207	61	3.4
444	Sylhet RWH	Barlekha	23,324	5,524	4.2	14,475	4,784	3.0	115	5	23.0	998	363	2.7	100	47	2.1
445	Sylhet RWH	Beani Bazar	32,300	13,203	2.4	13,560	4,243	3.2	134	6	22.3	1,240	507	2.4	105	24	4.4
446	Sylhet RWH	Bishwambarpur	17,076	5,006	3.4	11,355	6,500	1.7	110	3	36.7	1,761	692	2.5	74	20	3.7
447	Sylhet RWH	Bishwanath	25,300	7,879	3.2	16,719	3,355	5.0	145	4	36.3	1,205	394	3.1	122	27	4.5
448	Sylhet RWH	Chhatak	18,396	11,698	1.6	1,630	8,286	0.2	177	23	7.7	1,243	661	1.9	271	27	10.0
449	Sylhet RWH	Chunarughat	24,380	6,561	3.7	7,141	10,582	0.7	104	4	26.0	693	740	0.9	151	37	4.1
450	Sylhet RWH	Companiganj	38,700	13,599	2.8	17,360	6,859	2.5	146	2	73.0	3,119	1,195	2.6	100	33	3.0

SL	Warehouse Name	Upazila Name	Condom			Shukhi			IUD			Injectables			Implant		
			CBL	AMD	MOS	CBL	AMD	MOS	CBL	AMD	MOS	CBL	AMD	MOS	CBL	AMD	MOS
451	Sylhet RWH	Dakshin Sunamganj	23,900	8,631	2.8	20,830	5,743	3.6	239	4	59.8	1,758	650	2.7	320	63	5.1
452	Sylhet RWH	Dakshin Surma	78,800	28,406	2.8	22,795	9,054	2.5	123	2	61.5	2,189	1,014	2.2	20	22	0.9
453	Sylhet RWH	Derai	50,104	26,039	1.9	36,060	9,333	3.9	205	8	25.6	1,846	876	2.1	193	47	4.1
454	Sylhet RWH	Dowarabazar	20,792	10,321	2.0	0	9,315	0.0	116	3	38.7	1,536	705	2.2	46	61	0.8
455	Sylhet RWH	Fenchuganj	29,300	4,699	6.2	12,805	3,088	4.1	163	7	23.3	712	239	3.0	35	15	2.3
456	Sylhet RWH	Golapganj	41,500	17,409	2.4	16,320	4,624	3.5	116	8	14.5	1,540	494	3.1	200	37	5.4
457	Sylhet RWH	Gowainghat	48,300	17,125	2.8	4,829	9,022	0.5	158	4	39.5	5,112	2,601	2.0	50	78	0.6
458	Sylhet RWH	Habiganj Sadar	39,600	12,859	3.1	22,673	13,243	1.7	350	68	5.1	2,400	1,232	1.9	0	26	0.0
459	Sylhet RWH	Jagannathpur	29,520	10,187	2.9	5,195	5,553	0.9	155	4	38.8	594	310	1.9	210	47	4.5
460	Sylhet RWH	Jaintiapur	43,800	15,726	2.8	17,345	6,499	2.7	170	11	15.5	3,900	2,311	1.7	100	24	4.2
461	Sylhet RWH	Jamalganj	26,548	11,019	2.4	28,260	9,679	2.9	225	2	112.5	2,139	1,076	2.0	150	25	6.0
462	Sylhet RWH	Juri	19,800	7,278	2.7	2,750	4,888	0.6	149	12	12.4	1,369	361	3.8	100	52	1.9
463	Sylhet RWH	Kamalganj	36,500	10,786	3.4	22,955	8,502	2.7	170	16	10.6	1,770	799	2.2	20	34	0.6
464	Sylhet RWH	Kanaighat	54,948	25,697	2.1	4,125	11,546	0.4	161	5	32.2	4,747	2,615	1.8	160	31	5.2
465	Sylhet RWH	Kulaura	25,116	9,765	2.6	22,020	9,311	2.4	105	3	35.0	4,037	2,096	1.9	100	14	7.1
466	Sylhet RWH	Lakhai	19,284	5,848	3.3	16,105	6,806	2.4	145	3	48.3	1,102	412	2.7	115	60	1.9
467	Sylhet RWH	Madhabpur	20,400	8,279	2.5	11,068	12,508	0.9	128	4	32.0	1,804	743	2.4	5	39	0.1
468	Sylhet RWH	Maulvibazar Sadar	40,500	9,229	4.4	13,498	8,646	1.6	243	38	6.4	1,835	756	2.4	180	30	6.0
469	Sylhet RWH	Nabiganj	38,600	7,166	5.4	30,025	9,255	3.2	131	8	16.4	1,461	413	3.5	150	39	3.8
470	Sylhet RWH	Rajnagar	37,200	8,535	4.4	20,540	9,038	2.3	133	8	16.6	1,168	1,110	1.1	100	34	2.9
471	Sylhet RWH	Sreemangal	26,100	10,225	2.6	2,159	10,388	0.2	151	30	5.0	2,610	1,089	2.4	30	46	0.7
472	Sylhet RWH	Sulla	15,600	6,851	2.3	15,470	4,265	3.6	225	2	112.5	890	391	2.3	150	26	5.8
473	Sylhet RWH	Sunamganj Sadar	30,616	8,341	3.7	16,046	6,500	2.5	282	12	23.5	2,246	918	2.4	187	29	6.4
474	Sylhet RWH	Sylhet Sadar	96,220	57,339	1.7	8,869	24,459	0.4	466	44	10.6	16,866	8,241	2.0	245	84	2.9
475	Sylhet RWH	Tahirpur	31,700	15,059	2.1	11,730	8,765	1.3	112	2	56.0	1,651	726	2.3	10	39	0.3

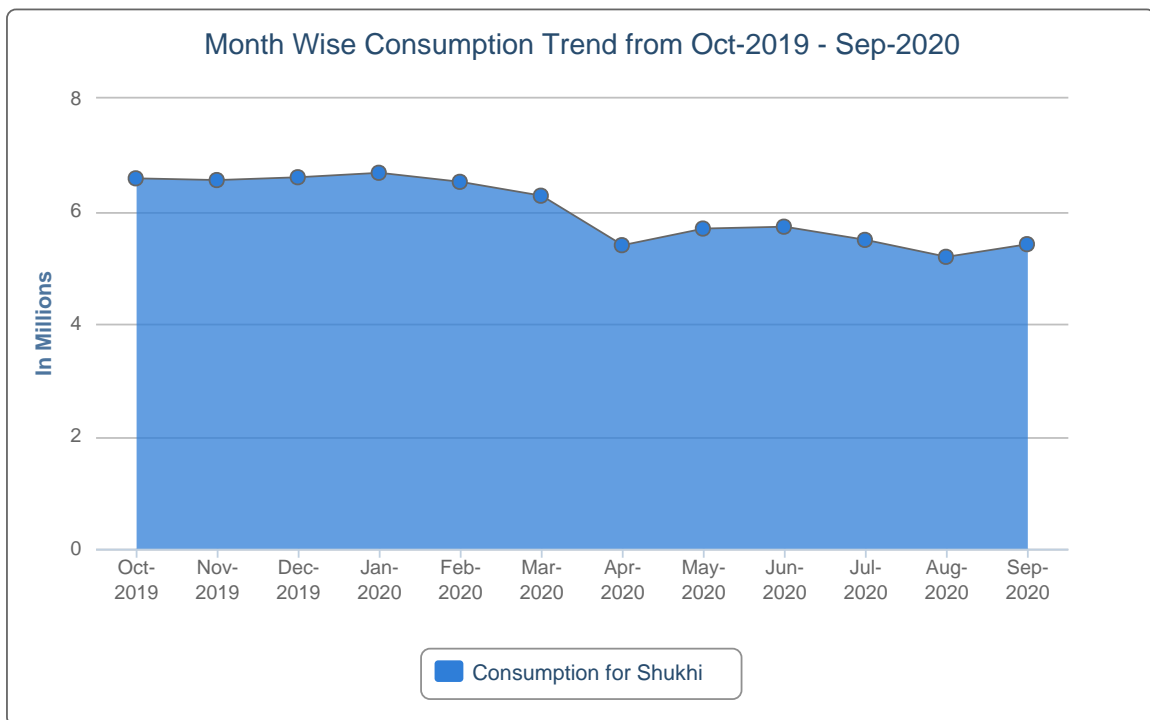
SL	Warehouse Name	Upazila Name	Condom			Shukhi			IUD			Injectables			Implant		
			CBL	AMD	MOS	CBL	AMD	MOS	CBL	AMD	MOS	CBL	AMD	MOS	CBL	AMD	MOS
476	Sylhet RWH	Zakiganj	41,396	20,248	2.0	18,088	7,680	2.4	121	3	40.3	1,928	1,035	1.9	110	93	1.2
477	Tangail RWH	Basail	49,052	11,464	4.3	50,145	7,113	7.0	353	15	23.5	11,890	568	20.9	200	69	2.9
478	Tangail RWH	Bhuapur	61,692	17,312	3.6	44,584	14,629	3.0	488	13	37.5	3,773	1,322	2.9	400	45	8.9
479	Tangail RWH	Chauhali	18,030	12,836	1.4	28,180	6,856	4.1	140	9	15.6	4,875	1,189	4.1	401	32	12.5
480	Tangail RWH	Delduar	41,100	12,332	3.3	56,907	9,919	5.7	280	15	18.7	14,920	608	24.5	300	37	8.1
481	Tangail RWH	Ghatail	91,800	25,906	3.5	123,840	25,362	4.9	358	8	44.8	17,000	2,411	7.1	500	47	10.6
482	Tangail RWH	Gopalpur	101,620	12,844	7.9	71,225	10,924	6.5	246	10	24.6	8,263	1,060	7.8	500	37	13.5
483	Tangail RWH	Kalihati	44,042	20,319	2.2	91,810	19,869	4.6	218	38	5.7	13,243	2,999	4.4	260	51	5.1
484	Tangail RWH	Madhupur	112,200	16,624	6.7	93,450	20,172	4.6	485	11	44.1	9,900	2,253	4.4	300	41	7.3
485	Tangail RWH	Mirzapur	70,572	22,509	3.1	31,110	21,401	1.5	415	8	51.9	11,796	918	12.8	400	32	12.5
486	Tangail RWH	Nagarpur	58,764	22,291	2.6	40,909	17,576	2.3	282	48	5.9	9,306	1,843	5.0	0	74	0.0
487	Tangail RWH	Sakhipur	25,800	21,717	1.2	3,640	21,978	0.2	400	10	40.0	6,699	855	7.8	600	16	37.5
488	Tangail RWH	Tangail Sadar	74,700	36,241	2.1	94,650	23,322	4.1	155	9	17.2	19,557	2,539	7.7	350	59	5.9

7. Month-wise Consumption Trend

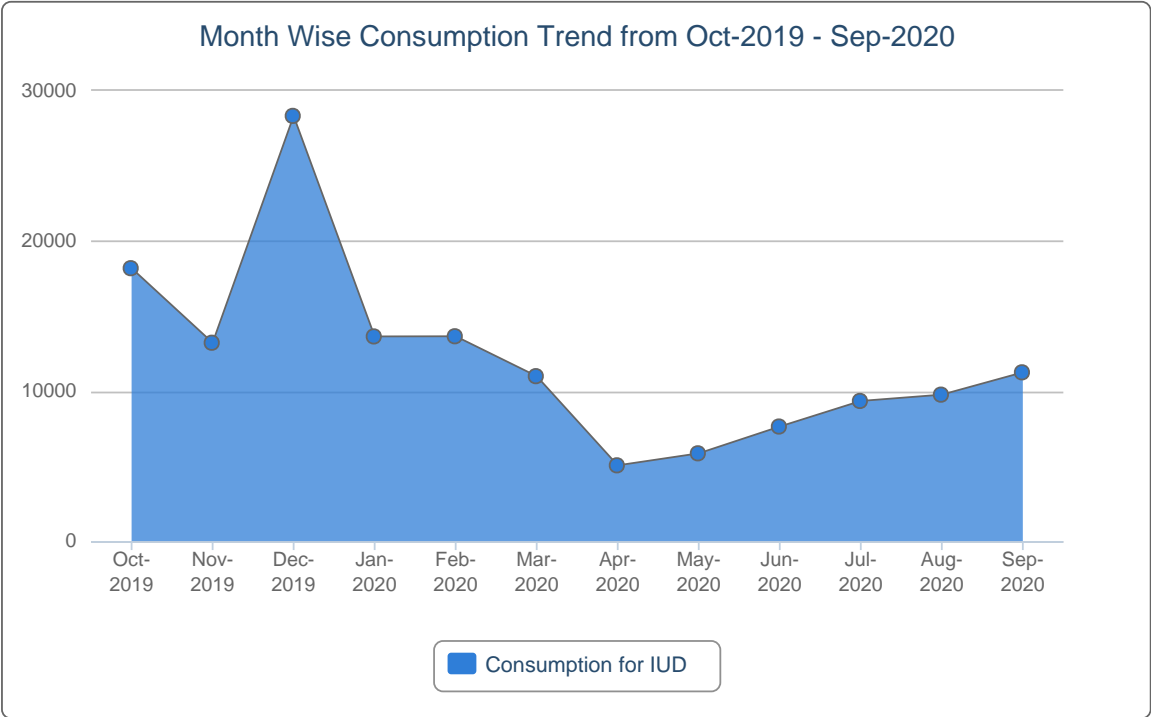
7(a).



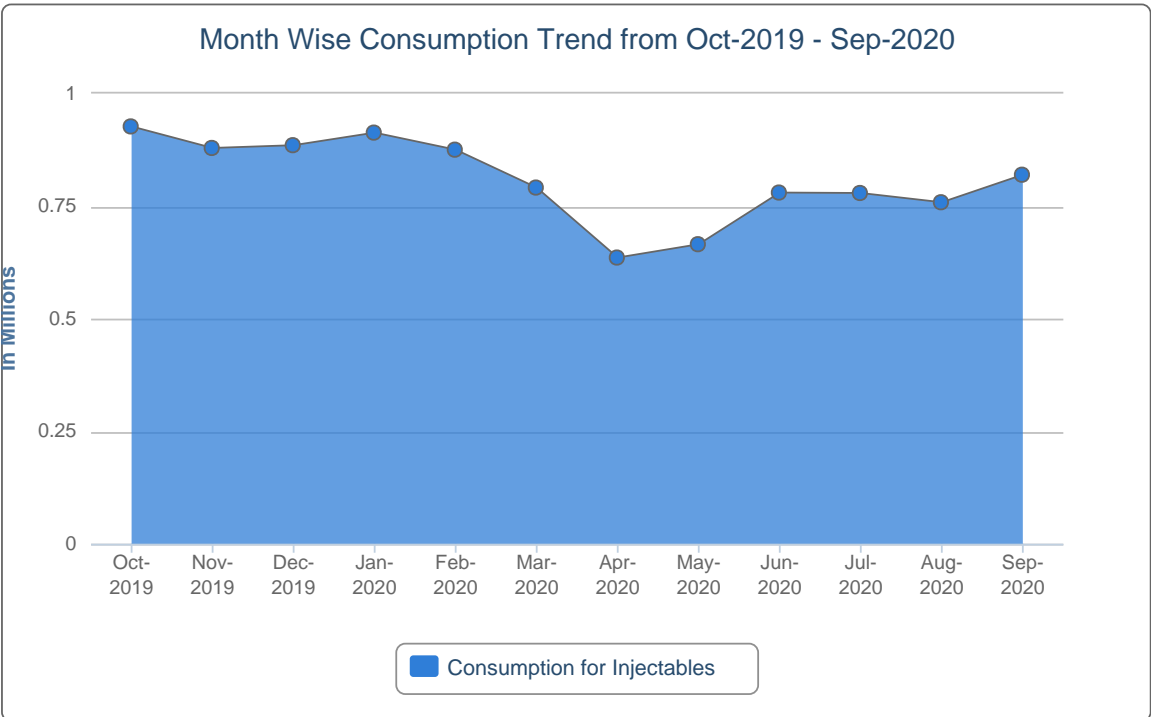
7(b).



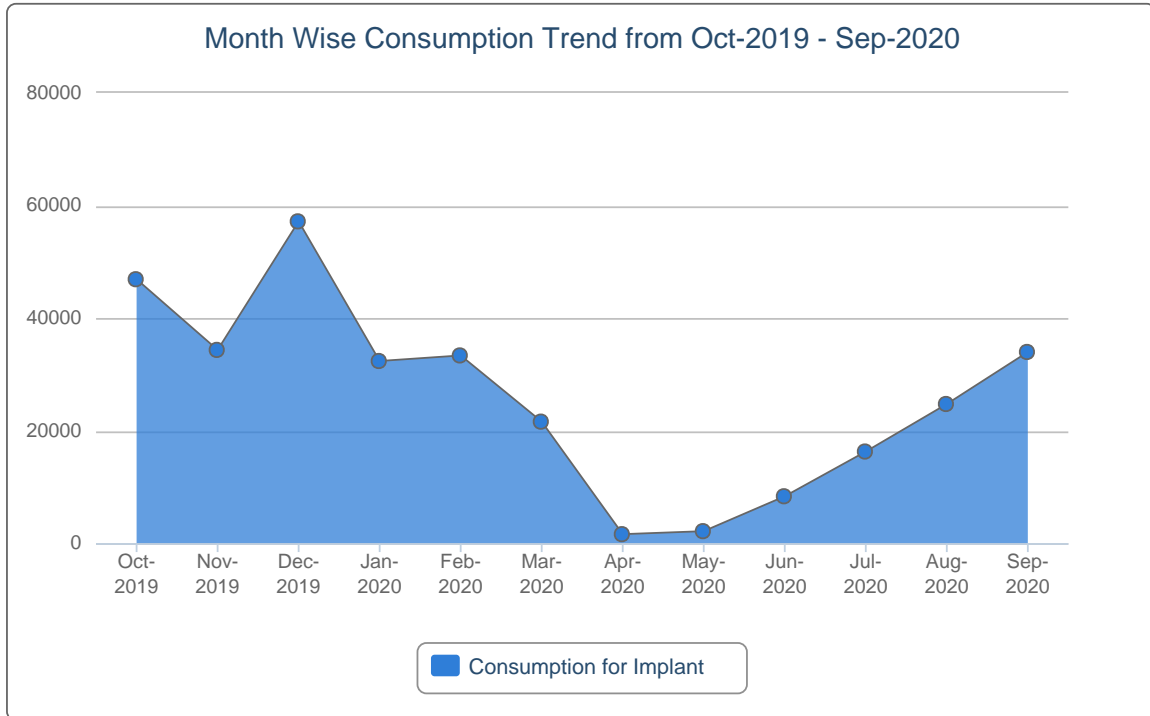
7(c).



7(d).



7(e).



8. Report on Upazila and Warehouse Having Stock Out in last month

SL	Products Name	No of Stockout WH	% of Stockout WH	No of Stockout Upazila Store	% of Stockout Upazila Store	No of Stockout Upazila Field	% of Stockout Upazila Field
1	Condom	1	5%	0	0%	0	0%
2	Oral Pill (Total)	0	0%	1	0%	0	0%
3	IUD	0	0%	1	0%	0	0%
4	Injectables	1	5%	0	0%	0	0%
5	Implant (Total)	0	0%	-	-	0	0%

List of Stock Out Warehouses

SL	Commodity	Warehouse	Phone
1	Condom	Barishal RWH	04312173970
2	Injectables	Barishal RWH	04312173970

List of StockOut Upazilas

SL	Commodity	Warehouse	District	Upazila	Phone
1	Oral Pill (Total)	Sylhet RWH	Sunamganj	Dowarabazar, Sunamganj	01758494748
2	IUD	Faridpur RWH	Gopalganj	Tungipara, Gopalganj	01969061431

“ছেলে হোক, মেয়ে হোক,
দু’টি সন্তানই যথেষ্ট”

Management Information System (MIS)
Directorate General of Family Planning (DGFP)
6, Kawran Bazar, Dhaka- 1215
Email: dirmis@dgfp.gov.bd, dirls@dgfp.gov.bd
www.dgfp.gov.bd, www.scmpbd.org

If you need more information, please visit at <https://www.scmpbd.org>