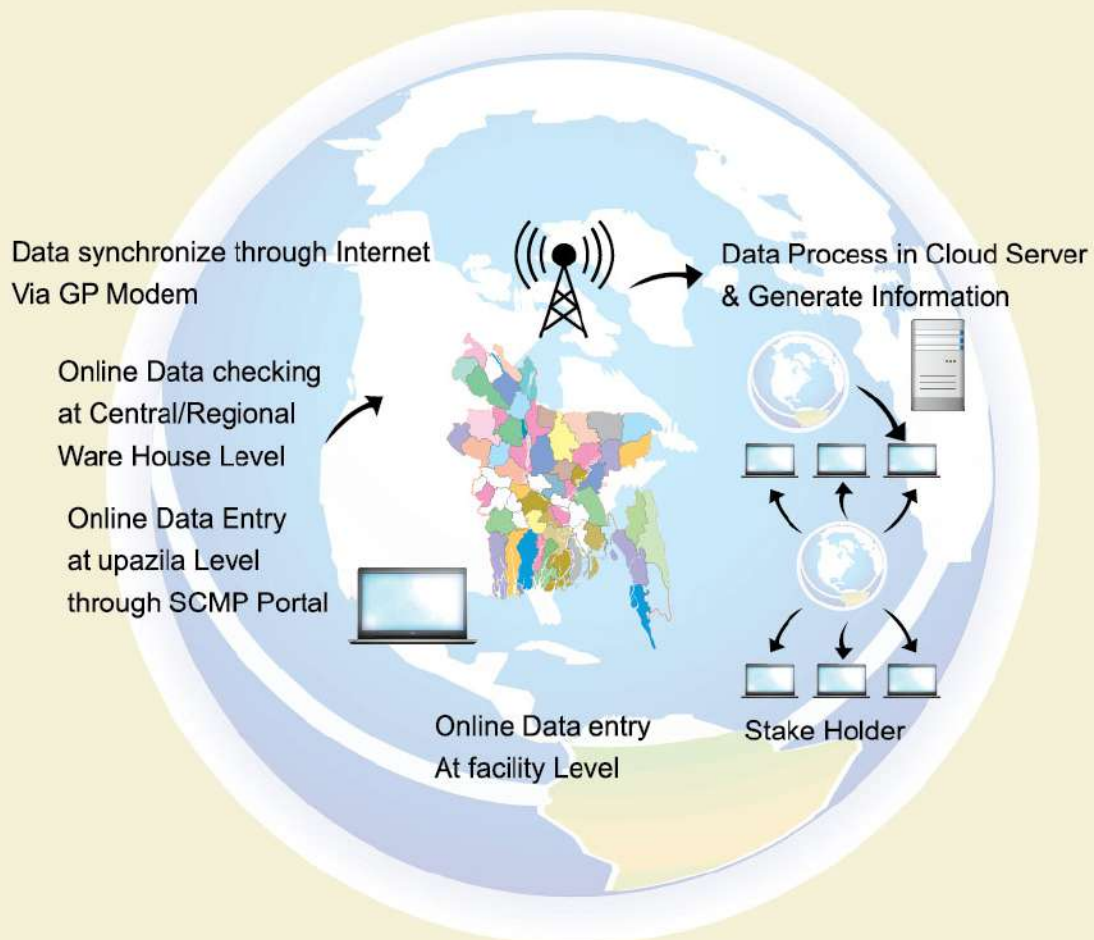




FAMILY PLANNING MONTHLY LOGISTICS REPORT October 2021

Logistics Management Information System (LMIS) Data Flow System



**Management Information System (MIS)
Directorate General of Family Planning (DGFP)**

Government of the People's Republic of Bangladesh
Medical Education and Family Welfare Division
Directorate General of Family Planning
Management Information System (MIS)
6, Kawran Bazar, Dhaka- 1215
www.dgfp.gov.bd


Memo No. 59.11.00000.402.16.002.19.290

Date: 27 December, 2021.

Sub: Family Planning Monthly Logistics Report for the Month of October, 2021.

Family Planning Monthly Logistics Report for the Month of October, 2021 is sent herewith for your kind information & necessary action. This report is prepared on the basis of Form-7 submitted by Warehouses and Form-7B submitted by Upazila Family Planning Offices by using WIMS & UIMS operational tools. It provides useful information on monthly distribution and stock balance of all the major contraceptives of Warehouse/Upazila Stores. For more information you are requested to visit at www.scmpbd.org web site.

Comments and suggestions for improvement of this report will be highly appreciated.



(Khan Md. Rezaul Karim)
Additional Secretary (MEFW Division)
and
Director & Line Director (MIS)
Phone: 55012352
Mail: dirmis@dgfp.gov.bd

Memo No. 59.11.00000.402.16.002.19.290/1(204)

Date: 27 December, 2021.

Copy of the report forwarded to (Not according to seniority):

1. Secretary, Medical Education & Family Welfare Division, Ministry of Health & Family Welfare, Bangladesh Secretariat, Dhaka.
2. Additional Secretary (Admin), Medical Education & Family Welfare Division, Ministry of Health & Family Welfare, Bangladesh Secretariat, Dhaka.
3. Director (Administration), Directorate General of Family Planning, 6 Kawran Bazar, Dhaka 1215.
4. Director & Line Director (MIS), Directorate General of Family Planning, 6 Kawran Bazar, Dhaka.
5. Joint Secretary (Development), Medical Education & Family Welfare Division, Ministry of Health & Family Welfare, Bangladesh Secretariat, Dhaka.
6. Director Finance & Line Director (Family Planning Field Service Delivery), Directorate General of Family Planning, 6 Kawran Bazar, Dhaka 1215.
7. Director (Logistics & Supply) and Line Director (Procurement, Storage & Supply Management), Directorate General of Family Planning, 6 Kawran Bazar, Dhaka 1215.
8. Director (IEM) & Line Director (Information, Education and Communication), Directorate General of Family Planning, 6 Kawran Bazar, Dhaka 1215.
9. Director (Planning) & Line Director (Planning Monitoring and Evaluation), Directorate General of Family Planning, 6 Kawran Bazar, Dhaka 1215.

10. Director (MCH-Services) & Line Director (MCRAH), Directorate General of Family Planning, 6 Kawran Bazar, Dhaka 1215.
11. Line Director (CCSDP), Directorate General of Family Planning, 6 Kawran Bazar, Dhaka 1215.
12. Director (Audit), Directorate General of Family Planning, 6 Kawran Bazar, Dhaka 1215.
13. Divisional Director, Family Planning, Dhaka / Chittagong / Rajshahi / Khulna / Sylhet / Barisal/ Rangpur/ Mymensingh Division.
14. Joint Chief (Planning), Health Service Division, Ministry of Health & Family Welfare, Bangladesh Secretariat, Dhaka
15. Joint Chief (Population & Planning wing), Planning commission, Sher-e-Bangla Nagar, Dhaka.
16. Joint Chief (Planning), Program Management and Monitoring Unit (PMMU), Azimpur, Dhaka-1205:
17. Director, Maternal & Child Health Training Institute (MCHTI), Azimpur, Dhaka.
18. Director, Mohammadpur Fertility Services & Training Centre (MFSTC), Mohammadpur, Dhaka.
19. Director, Maternal & Child Health Training Institute (MCHTI), Lalkuthi, Mirpur, Dhaka.
20. P.S. to the Honorable Minister, Ministry of Health and Family Welfare, Bangladesh Secretariat, Dhaka, for kind information of the Honorable Minister.
21. Deputy Chief (Planning), Medical Education & Family Welfare Division, Ministry of Health & Family Welfare, Bangladesh Secretariat, Dhaka.
22. Additional Director (Drugs and Stores), Directorate General of Family Planning, Central Warehouse, Mohakhali, Dhaka.
23. Deputy Director, Family Planning, ----- District (You are requested to take appropriate measures to ensure timely online submission of Form 7B report from upazilas).
24. Regional/District Consultant, FPCS-QIT, District Family Planning Office, ----- District.
25. Central/Regional Supply Officer, Family Planning, ----- CWH/RWHs.
26. Assistant Maintenance Engineer, MIS Unit, DGFP (Requested to upload this report to DGFP website).
27. Country Project Director, SIAPS/MSH, House: 3, Road: No. 23B, Gulshan-1, Dhaka-1212.
28. Country Director, the World Bank, E-32, Agargaon, Sher-e-Bangla Nagar, Dhaka-1207.
29. Team Leader, Population & Health Team, USAID, Madani Avenue, Baridhara, Dhaka.
30. Country Representative, UNFPA, IDB Bhaban, Agargaon, Sher-E-Bangla Nagar, Dhaka.
31. Managing Director, SMC, SMC Tower, 33 Banani C/A, Dhaka-1213.
32. Documentation Center, IEM Unit, Directorate General of Family Planning, 6 Kawran Bazar, Dhaka.
33. Responsible person of Dispatch Section, MIS Unit, DGFP (Requested to distribute the published 'Family Planning Monthly Logistics Report' to concerned Person/Office/Organization).
34. PA to Director General, Directorate General of Family Planning, 6 Kawran Bazar, Dhaka 1215.
35. Concerned Organization/Person.





(Shafiul Haque)
Deputy Director (MIS)

Table Of Contents

| | Page |
|---|-------------|
| 1. DGFP Stock Status Report | 1-2 |
| 2. National Receipts Quantity by Product by Month | 3 |
| 3. National Level Contraceptive Summary Report | 4 |
| 4. Stock Status Report at Different Levels | 5 |
| 5. Contraceptive Stock Status by Product at Upazila Store and Field | 6-10 |
| 6. Contraceptive Stock Status by Product at Regional Warehouses/Upazila | 11-31 |
| 7. Month-wise Consumption Trend | 32-34 |
| 8. Report on Upazila and Warehouse Having Stock Out in last month | 35 |

1. DGFP Stock Status Report

| | | <div style="display: flex; justify-content: space-between; align-items: center;">  <div style="text-align: center;"> <h2>DGFP STOCK STATUS REPORT</h2> <h3>for Contraceptives - 31st October 2021</h3> </div>  </div> | | | | | | | | | | | | | | | | | | | | | | | | | | | | | | | | | | | | | | | | | | | | | | | | | | | | | | | | | | |
|---------------------|--|---|---|---|---|---|---|---|---|---|---|----|-----------------------------|------|---|---|---|---|---|---|---|---|---|----|-------------------------------|------|---|---|---|---|---|---|---|---|---|----|--|--|--|--|--|--|--|--|--|--|--|--|---|--|--|--|--|--|--|--|--|--|--|--|
| Year → | 2021 | 2022 | | | | | | | | | | | | 2023 | | | | | | | | | | | | 2024 | | | | | | | | | | | | | | | | | | | | | | | | | | | | | | | | | | |
| Month → | 11 | 12 | 1 | 2 | 3 | 4 | 5 | 6 | 7 | 8 | 9 | 10 | 11 | 12 | 1 | 2 | 3 | 4 | 5 | 6 | 7 | 8 | 9 | 10 | 11 | 12 | 1 | 2 | 3 | 4 | 5 | 6 | 7 | 8 | 9 | 10 | | | | | | | | | | | | | | | | | | | | | | | | |
| Min.-Max. → | | | | | | | | | | | | | Min | | | | | | | | | | | | Max | | | | | | | | | | | | | | | | | | | | | | | | | | | | | | | | | | | |
| Product ↓ | CS - 109.07m : 13.9 MOS | | | | | | | | | | | | | | | | | | | | | | | | | | | | | | | | | | | | | | | | | | | | | | | | | | | | | | | | | | | |
| Condom | 13.9 MOS | | | | | | | | | | | | 80m = 10.2 MOS | | | | | | | | | | | | | | | | | | | | | | | | | | | | | | | | | | | | | | | | | | | | | | | |
| *AMC = 7.82m | | | | | | | | | | | | | | | | | | | | | | | | | FY 2021-22: 80m (GoB Rev.) | | | | | | | | | | | | | | | | | | | | | | | | | | | | | | | | | | | |
| | CS - 120.74m : 20.1 MOS | | | | | | | | | | | | | | | | | | | | | | | | | | | | | | | | | | | | | | | | | | | | | | | | | | | | | | | | | | | |
| Pill (Total) | 20.2 MOS | | | | | | | | | | | | 43.16m = 7.1 MOS | | | | | | | | | | | | | | | | | | | | | | | | | | | | | | | | | | | | | | | | | | | | | | | |
| *AMC = 6.00m | | | | | | | | | | | | | | | | | | | | | | | | | FY 2021-22: 48.16m (RPA+Rev.) | | | | | | | | | | | | | | | | | | | | | | | | | | | | | | | | | | | |
| | CS - 5.18m : 22.2 MOS | | | | | | | | | | | | | | | | | | | | | | | | | | | | | | | | | | | | | | | | | | | | | | | | | | | | | | | | | | | |
| APON | 22.2 MOS | | | | | | | | | | | | 5.0m = 21.5 MOS (May 2025) | | | | | | | | | | | | → | | | | | | | | | | | | | | | | | | | | | | | | | | | | | | | | | | | |
| *AMC = 0.232m | | | | | | | | | | | | | | | | | | | | | | | | | FY 2021-22: 5.0m (RPA+Rev.) | | | | | | | | | | | | | | | | | | | | | | | | | | | | | | | | | | | |
| | CS (0.501): 43.3 MOS | | | | | | | | | | | | | | | | | | | | | | | | | | | | | | | | | | | | | | | | | | | | | | | | | | | | | | | | | | | |
| IUD | 43.3 MOS (May 2025) | | | | | | | | | | | | | | | | | | | | | | | | | | | | | | | | | | | | | | | | | | | | | | | | → | | | | | | | | | | | |
| *AMC = 11,591 | CS (24.56m): 31.2 MOS | | | | | | | | | | | | | | | | | | | | | | | | | | | | | | | | | | | | | | | | | | | | | | | | | | | | | | | | | | | |
| Injectables | 31.2 MOS (May 2024) | | | | | | | | | | | | | | | | | | | | | | | | | | | | | | | | | | | | | | | | | | | | | | | | | | | | | | | | | | | |
| *AMC = 0.786m | CS-(0.55m): 22.2 MOS | | | | | | | | | | | | | | | | | | | | | | | | | | | | | | | | | | | | | | | | | | | | | | | | | | | | | | | | | | | |
| Implant | 22.2 MOS | | | | | | | | | | | | FY 2021-22: 0.899m = 36 MOS | | | | | | | | | | | | → | | | | | | | | | | | | | | | | | | | | | | | | | | | | | | | | | | | |
| *AMC = 24,821 | | | | | | | | | | | | | | | | | | | | | | | | | | | | | | | | | | | | | | | | | | | | | | | | | | | | | | | | | | | | |
| | <p style="text-align: center;">Legend:</p> <div style="display: flex; justify-content: space-between;"> <div style="width: 45%;"> <p style="text-align: center;">Pill (Total): 2nd & 3rd generation Shukhi</p> <p style="text-align: center;">*AMC is calculated based on past 6-months consumption</p> <p style="text-align: center;">Data Sources: DGFP/L&S unit, DGFP LMIS web site - https://scmpbd.org/</p> <p style="text-align: center;">Central Warehouse WIMS data and Approved DGFP Procurement Plan</p> <p style="text-align: center; color: orange;">National min-max stock level is 6 & 10 MOS</p> <p style="text-align: center;">AMC = Average Monthly Consumption</p> </div> <div style="width: 50%;"> <p style="background-color: red; width: 15px; height: 15px; display: inline-block;"></p> Current Stock (CS): Less than 3 MOS <p style="background-color: yellow; width: 15px; height: 15px; display: inline-block;"></p> Current Stock (CS): MOS 3.0 to Less than 6 MOS <p style="background-color: #90EE90; width: 15px; height: 15px; display: inline-block;"></p> Current Stock (CS): MOS 6 and above <p style="background-color: #0000FF; width: 15px; height: 15px; display: inline-block;"></p> Planned for FY 2020-21 <p style="background-color: #FFA500; width: 15px; height: 15px; display: inline-block;"></p> Procurement completed, yet to be received <p style="background-color: #800080; width: 15px; height: 15px; display: inline-block;"></p> Donation </div> </div> | | | | | | | | | | | | | | | | | | | | | | | | | | | | | | | | | | | | | | | | | | | | | | | | | | | | | | | | | | | |
| | Page 1 | | | | | | | | | | | | | | | | | | | | | | | | | | | | | | | | | | | | | | | | | | | | | | | | | | | | | | | | | | | |

DGFP STOCK STATUS NOTES
(For Contraceptives)
Month: October 2021

CONDOM – Current national stock is 109.07 million pieces, and this stock can be used up to December 2022.

- 2020-21: GoB (Rev.) – 67 million pcs. (According to the revised plan): DGFP received total quantity as of 31 October 2021.
- 2021-22: GoB (Rev.) – 80 million pcs.: Procurement plan approved and IFT published on 19/08/2021. Tender opened on 01/09/2021. 1st TEC held on 28/10/2021.

PILL – Current national stock of Oral Contraceptive Pill is 125.92 million cycles which will go up to June 2023.

- 2021-22: GoB (Rev.) – 13.4 million cycles* (3rd Generation) Procurement plan approved and IFT published on 11/08/2021. Tender opened on 13/09/2021 & 1st TEC meeting held on 21/09/2021.
- 2021-22: RPA(GoB)– 29.76 million cycles* (3rd Generation): Procurement plan approved and IFT published on 12/08/2021 in 05 (Five) Lots. Tender opened on 14/09/2021 & 1st TEC meeting held on 26/09/2021.

***Total 43.16 million cycles (3rd Generation) Oral Pill's procurement is in process.**

- 2021-22: GoB (RPA) – 4 million cycles* (POP - APON): Procurement plan approved and IFT published on 12/08/2021. Tender opened on 15/09/2021 & 1st TEC meeting held on 21/09/2021.
- 2021-22: GoB (Rev.) – 1.0 million cycles* (POP- APON): Procurement plan approved and IFT published on 18/08/2021. Tender opened on 06/09/2021. 1st TEC meeting held on 09/09/2021. Tender approved & NOA issued on 15/09/2021 and contract signed on 30/09/2021

*** Total 5.0 million cycles POP- APON's procurement is in process.**

IUD – Current national stock is 0.501 million pcs and this stock can be used up to May 2025.

INJECTABLES – Current stock of 24.56 million vials and that can be used up to May 2024. It is noted that Shelf Life of Injectable is three (03) years. So, the user should be cautious about the expiry date of Injectables.

IMPLANT – Current stock is 0.55 million sets, and this can be used up to August 2023.

- 2021-22: RPA(GoB)+GoB(Dev.) – 668,000 sets* (Lot 1 & 2 - Two rods): Procurement plan approved and IFT published on 13/08/2021. Tender opened on 16/09/2021.
- 2021-22: GoB (Rev.) – 200,000 sets* of two rod implants: Procurement plan approved and IFT published on 19/08/2021. Tender opened on 09/09/2021 & 1st TEC meeting held on 21/09/2021.
- 2021-22: RPA(GoB.)+GoB(Dev.) – 31,885 sets* (Two rods) – Carry forward from FY2020-21: Previous Tender rejected by TEC on 15/07/2021. Re-tender published on 11/08/2021 and tender opened on 26/08/2021. 1st TEC meeting held on 05/09/2021. Tender rejected by approving authority on 23/09/2021.

***Total 8,99,885 sets Implant procurement is in process .**

You can also download the previous reports from <http://www.scmpbd.org>

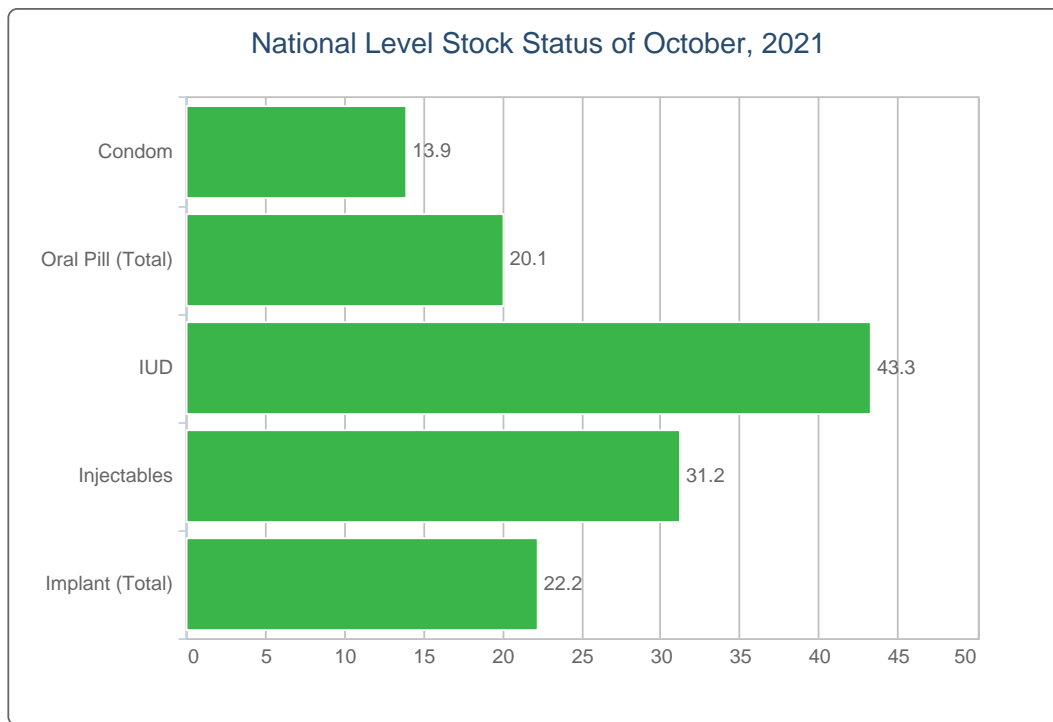
2. National Receipts Quantity by Product by Month

Contraceptive Received Report

Month: October, 2021

| Item | Supplier | Receiver | Date Receipts | Qty |
|--------|-----------------------------|------------|---------------|------------|
| Condom | ESSENTIAL DRUGS CO. LTD. | Bogura RWH | 31/10/21 | 11,827,200 |
| Total | | | | 11,827,200 |

3. National Level Contraceptive Summary Report



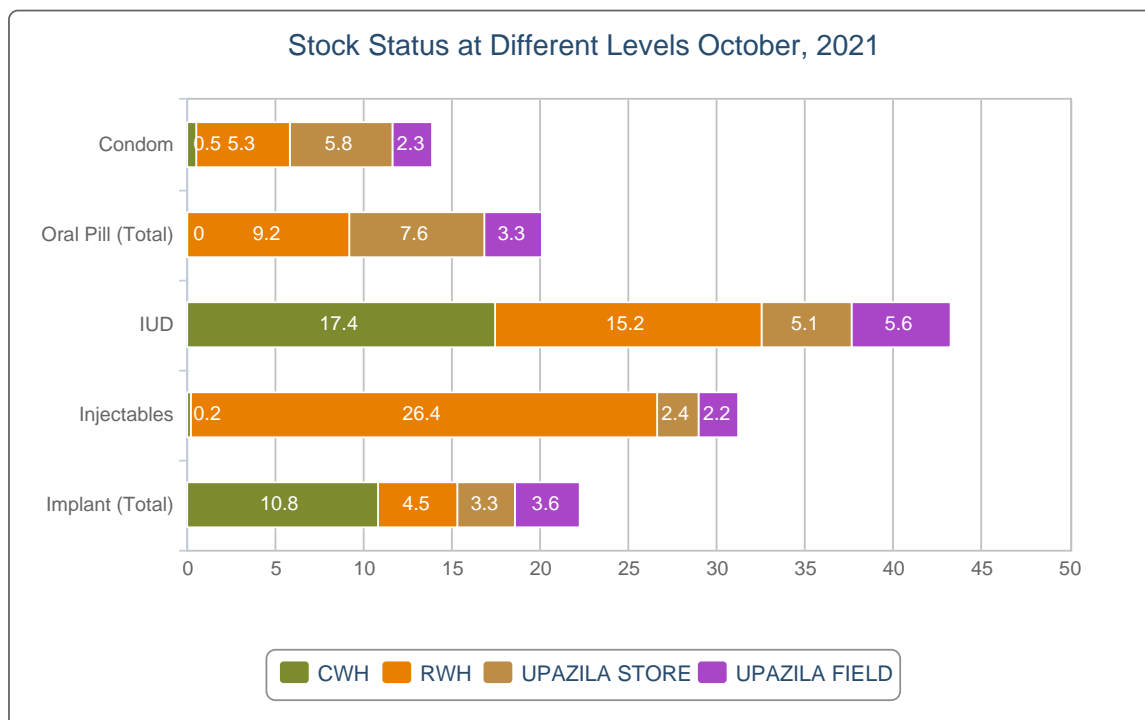
■ MOS: < 3.0
 ■ MOS: 3.0 - 5.9
 ■ MOS: 6.0 and above

MOS = Month of Stock

National Level Stock Status of October, 2021

| SL | Name of Products | Reported Consumption | Reported Closing Balance | Average Monthly Consumption | MOS |
|----|-------------------|----------------------|--------------------------|-----------------------------|------|
| 1 | Condom | 7,892,849 | 109,074,746 | 7,823,688 | 13.9 |
| 2 | Oral Pill (Total) | 5,967,513 | 120,740,598 | 6,008,003 | 20.1 |
| 3 | IUD | 11,889 | 501,877 | 11,591 | 43.3 |
| 4 | Injectables | 785,797 | 24,563,179 | 786,102 | 31.2 |
| 5 | Implant (Total) | 31,065 | 550,334 | 24,821 | 22.2 |

4. Stock Status Report at Different Levels

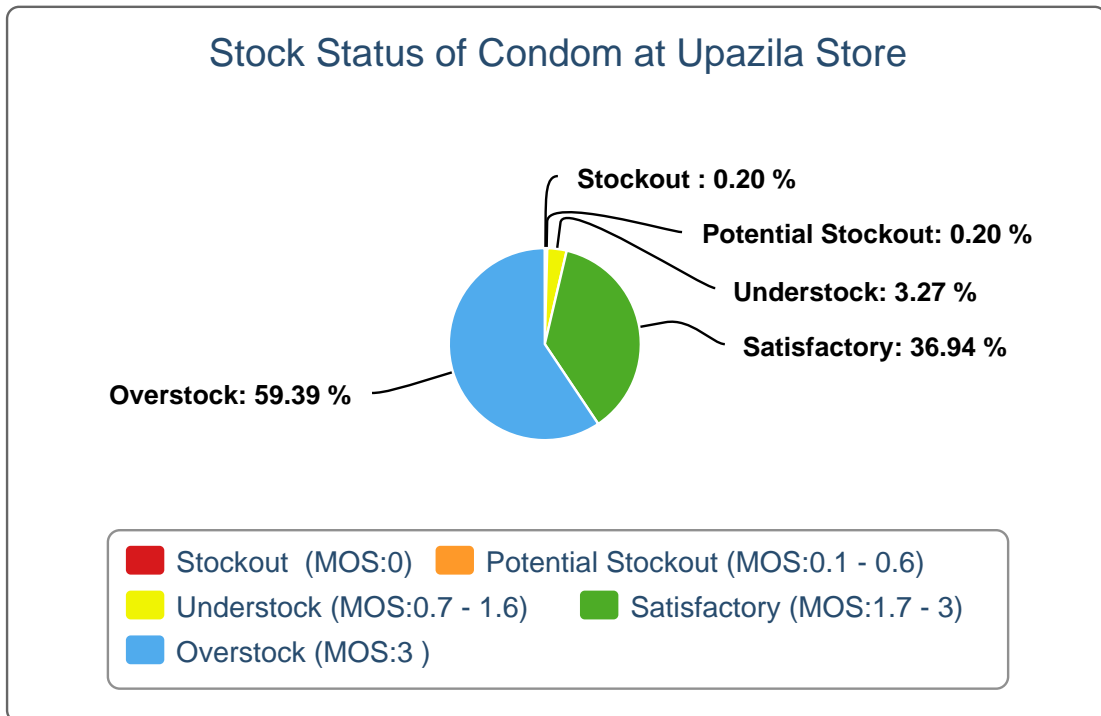


Stock Status at Different Levels October, 2021

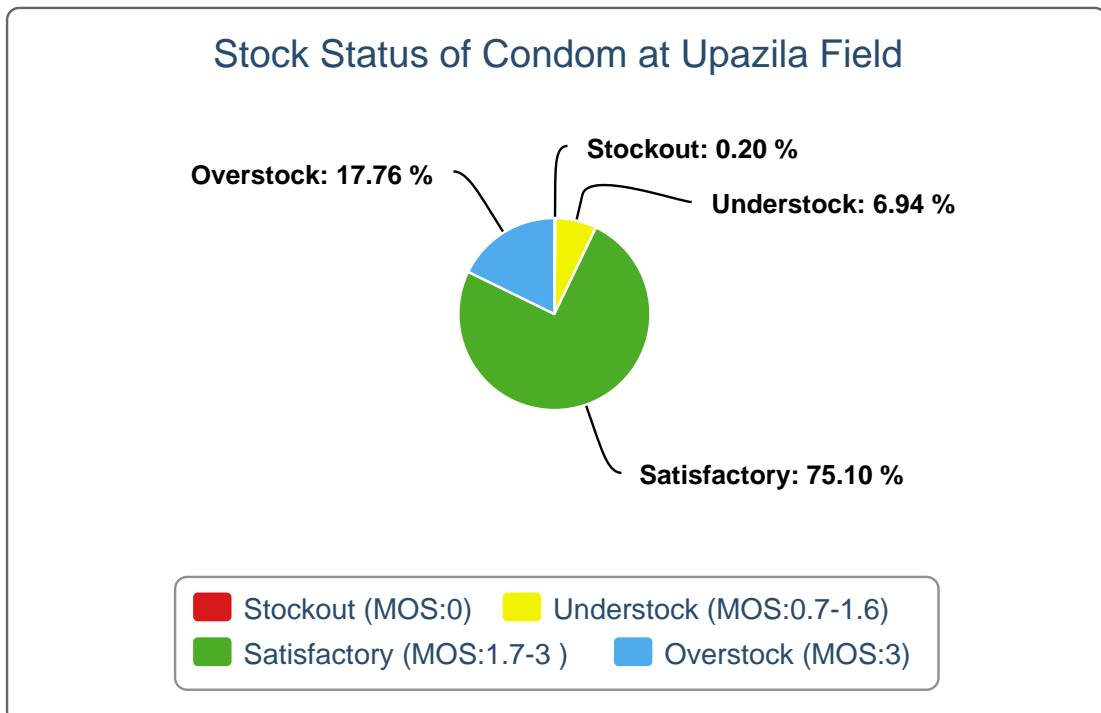
| Products | Avg. Consump. of Last 6 Months | CWH Level | MOS | RWH Level | MOS | Upazila Level | MOS | Field Level | MOS | National Level | MOS |
|-------------------|--------------------------------|-----------|------|------------|------|---------------|-----|-------------|-----|----------------|------|
| Condom | 7,823,688 | 4,016,800 | 0.5 | 41,839,200 | 5.3 | 44,992,207 | 5.8 | 18,226,539 | 2.3 | 109,074,746 | 13.9 |
| Oral Pill (Total) | 6,008,003 | 279,810 | 0 | 55,096,663 | 9.2 | 45,530,386 | 7.6 | 19,833,739 | 3.3 | 120,740,598 | 20.1 |
| IUD | 11,591 | 201,600 | 17.4 | 176,381 | 15.2 | 59,194 | 5.1 | 64,702 | 5.6 | 501,877 | 43.3 |
| Injectables | 786,102 | 152,300 | 0.2 | 20,767,000 | 26.4 | 1,902,220 | 2.4 | 1,741,659 | 2.2 | 24,563,179 | 31.2 |
| Implant (Total) | 24,821 | 267,100 | 10.8 | 111,650 | 4.5 | 82,753 | 3.3 | 88,831 | 3.6 | 550,334 | 22.2 |

5. Contraceptive Stock Status by Product at Upazila Store and Field

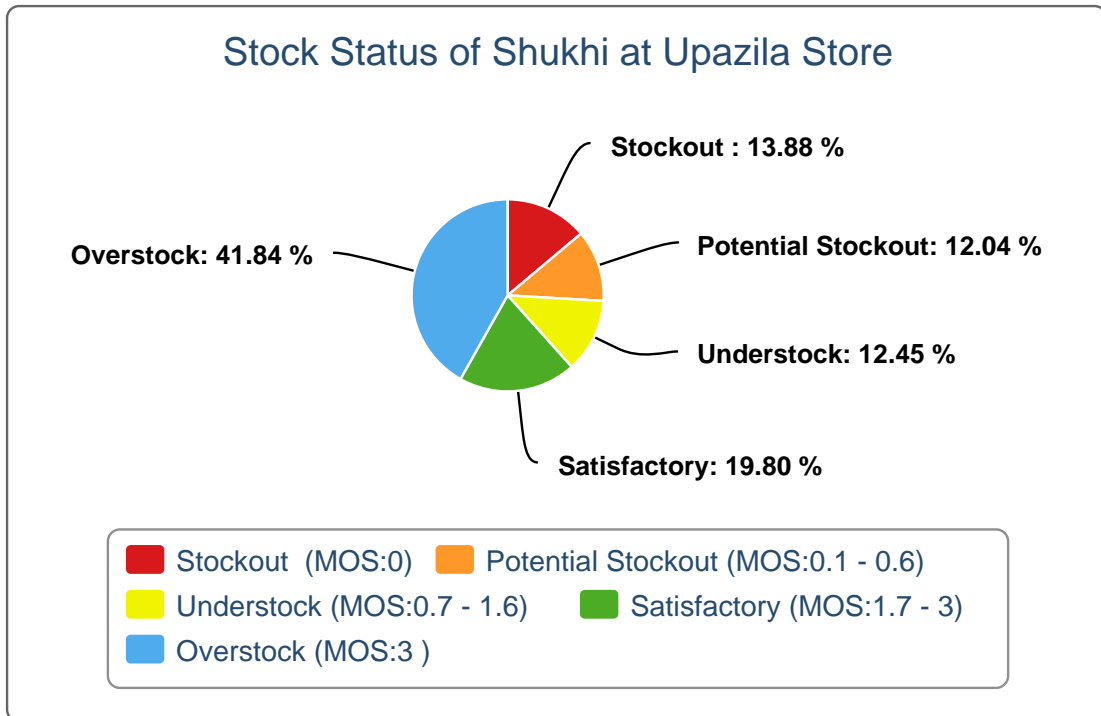
5(a).



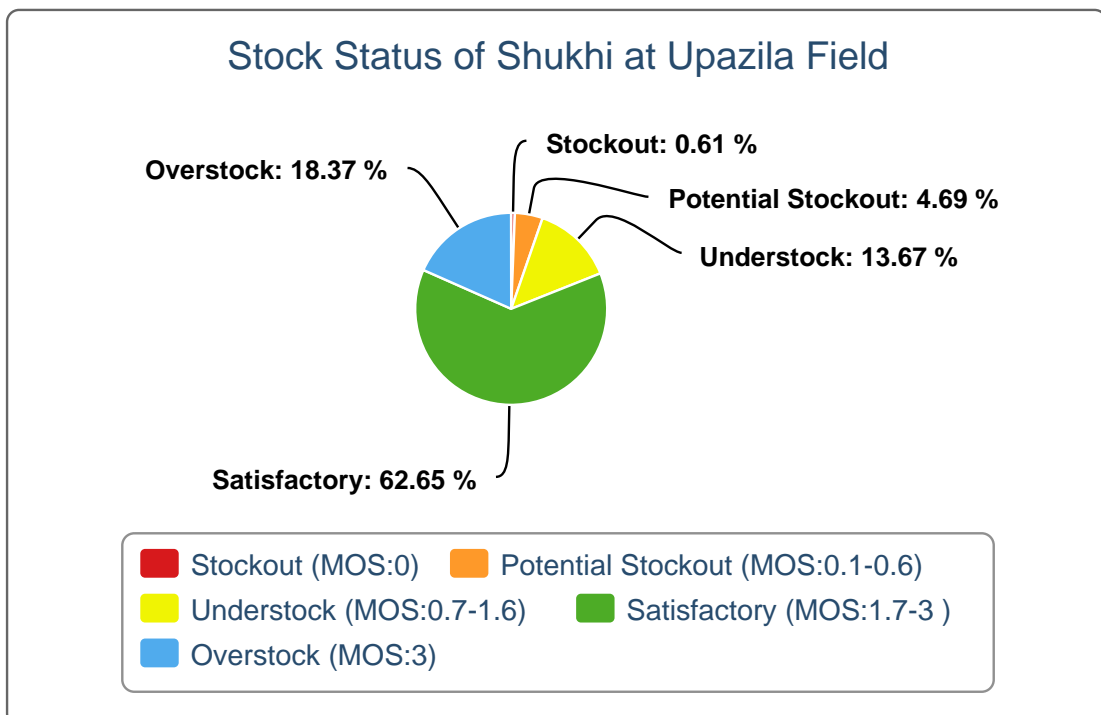
5(b).



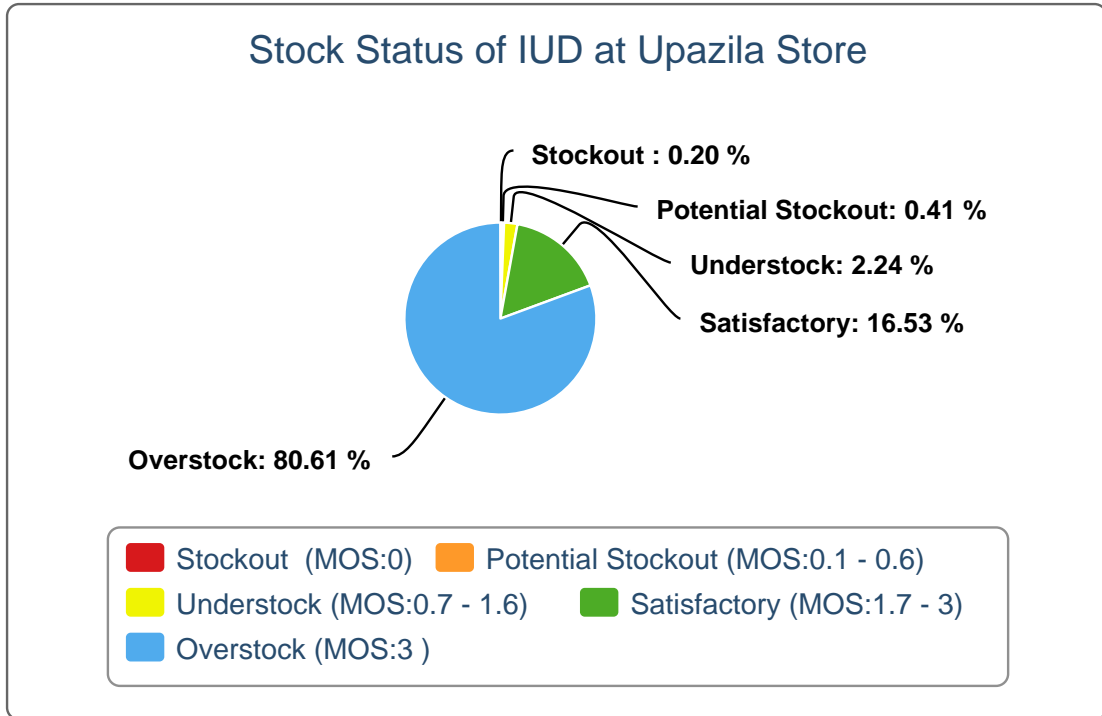
5(c).



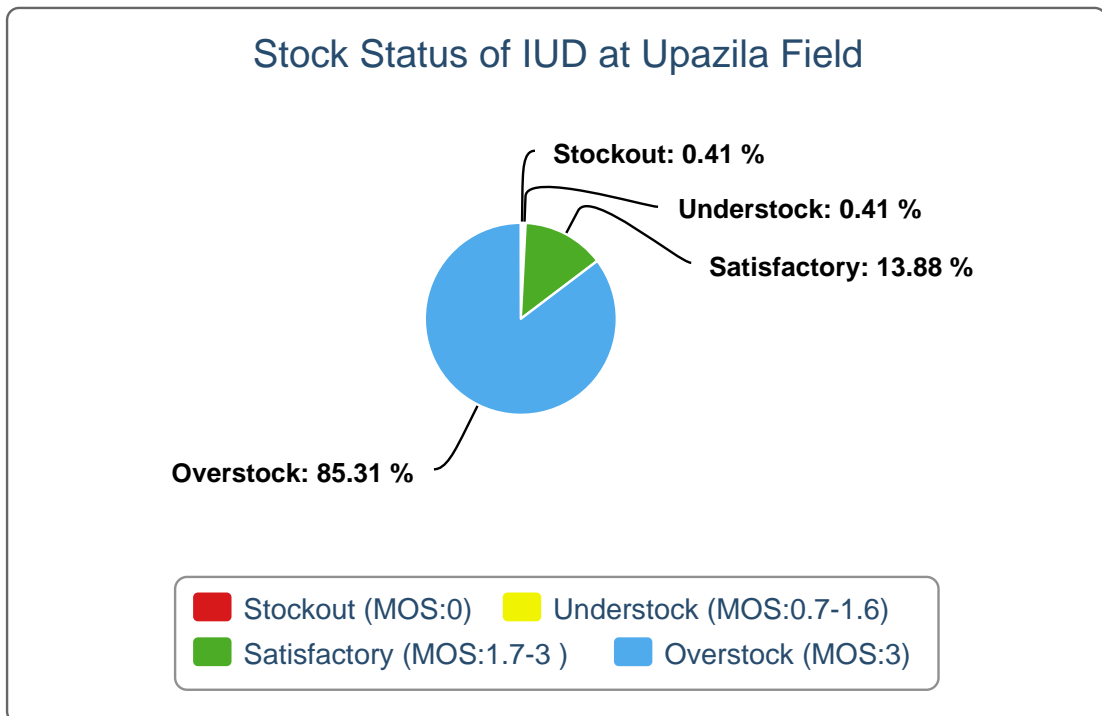
5(d).



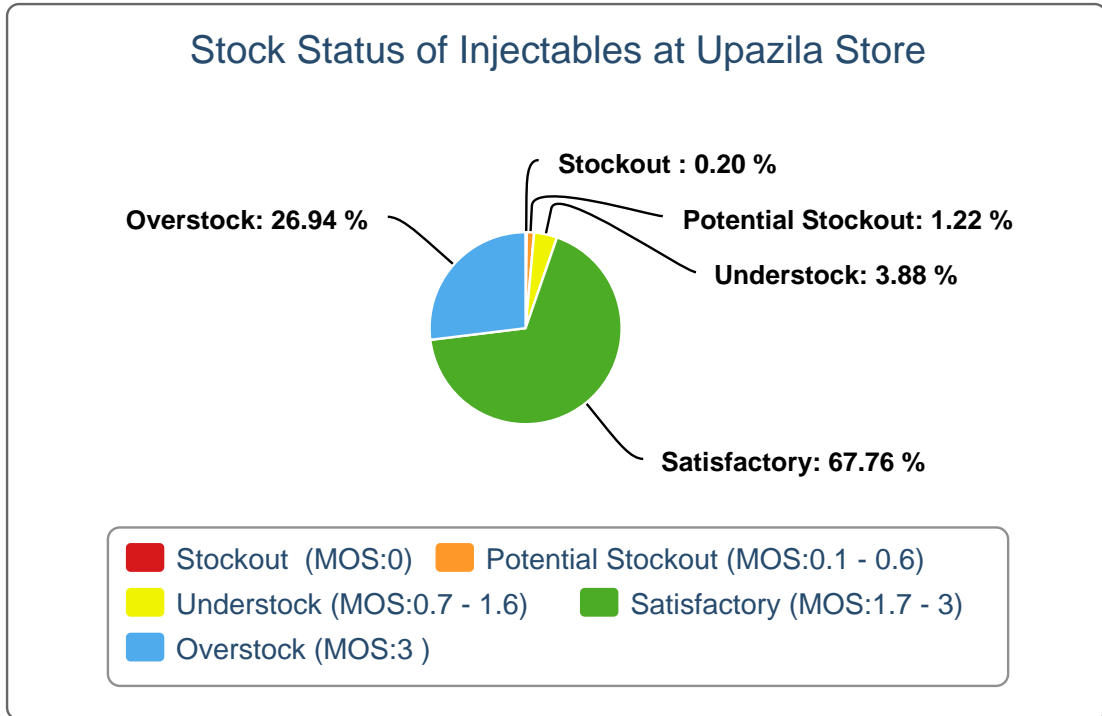
5(e).



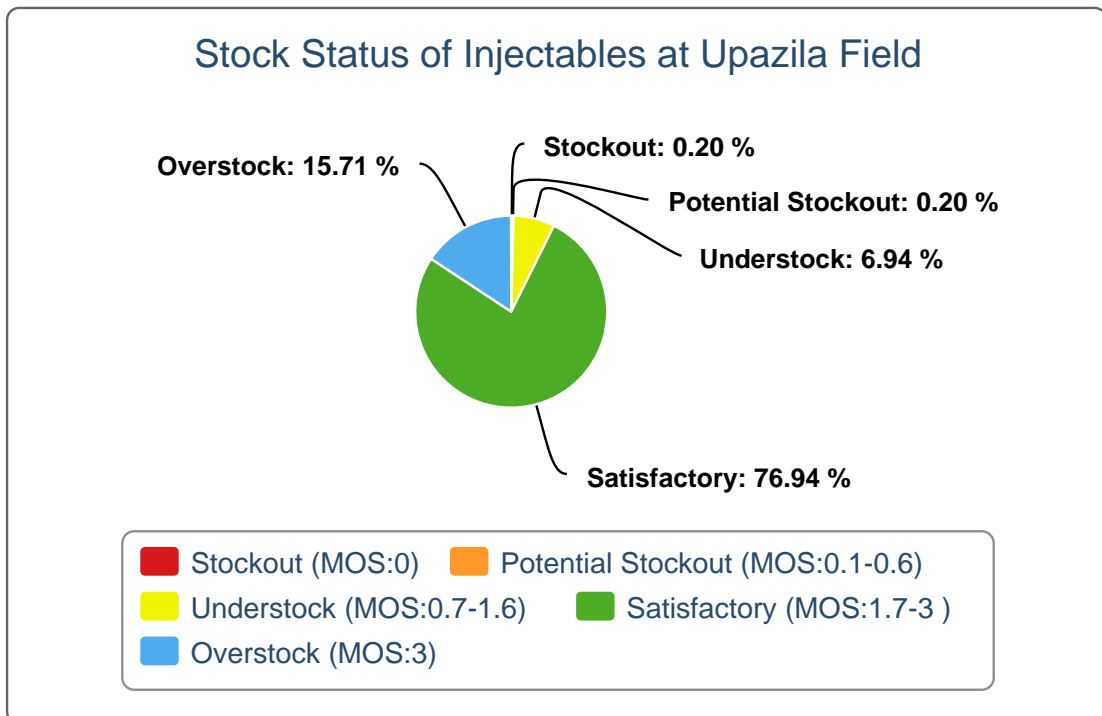
5(f).



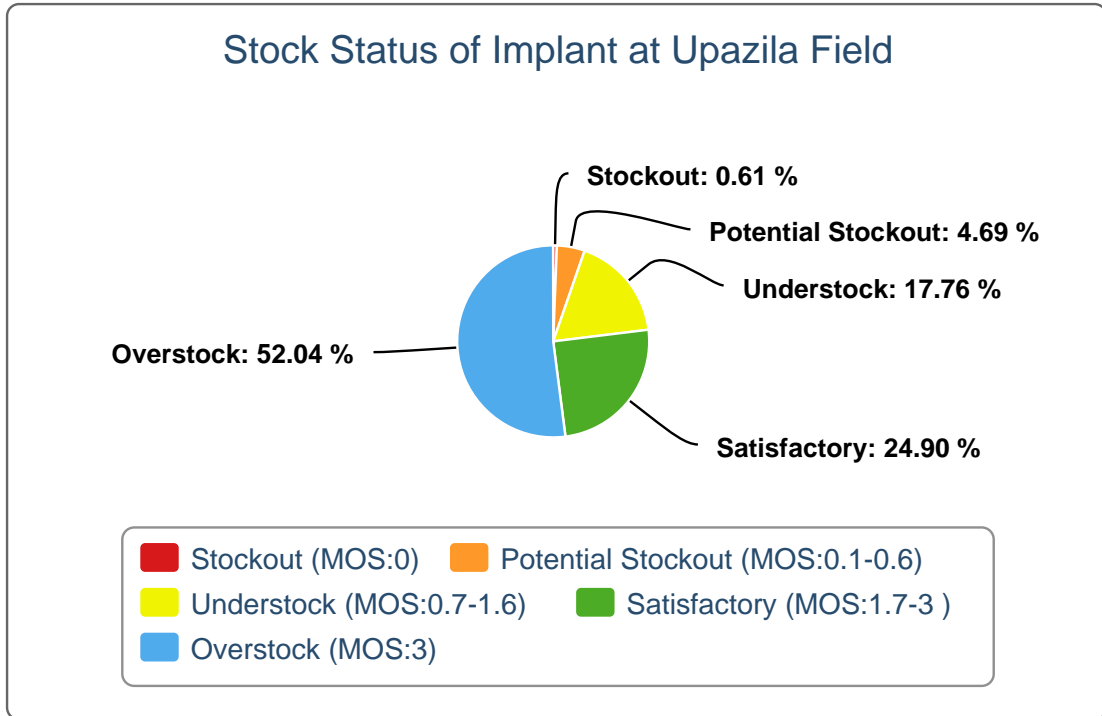
5(g).



5(h).



5(i).



6(a). Contraceptive Stock Status by Product at Regional Warehouses

| SL | WH Name | Condom | | | Shukhi | | | IUD | | | Injectables | | | Implant | | |
|----|----------------|------------|-----------|------|------------|---------|------|---------|-------|-------|-------------|--------|-------|---------|-------|-------|
| | | CBL | AMD | MOS | CBL | AMD | MOS | CBL | AMD | MOS | CBL | AMD | MOS | CBL | AMD | MOS |
| 1 | Bandarban RWH | 79,200 | 30,784 | 2.6 | 205,920 | 20,600 | 10.0 | 825 | 89 | 9.3 | 5,700 | 3,015 | 1.9 | 600 | 152 | 3.9 |
| 2 | Barishal RWH | 1,716,800 | 211,291 | 8.1 | 694,560 | 177,800 | 3.9 | 8,250 | 306 | 27.0 | 82,500 | 25,978 | 3.2 | 4,850 | 678 | 7.2 |
| 3 | Bhola RWH | 777,600 | 41,219 | 18.9 | 427,200 | 55,107 | 7.8 | 3,800 | 107 | 35.5 | 64,000 | 28,237 | 2.3 | 2,350 | 283 | 8.3 |
| 4 | Bogura RWH | 5,222,800 | 469,468 | 11.1 | 4,061,520 | 332,184 | 12.2 | 16,050 | 466 | 34.4 | 5,323,000 | 28,682 | 185.6 | 7,150 | 1,741 | 4.1 |
| 5 | Chattogram RWH | 10,843,800 | 355,950 | 30.5 | 19,213,873 | 279,437 | 68.8 | 12,680 | 1,240 | 10.2 | 8,704,300 | 45,667 | 190.6 | 8,250 | 2,001 | 4.1 |
| 6 | Cumilla RWH | 1,339,200 | 428,049 | 3.1 | 927,360 | 337,784 | 2.7 | 6,050 | 1,204 | 5.0 | 85,000 | 57,910 | 1.5 | 7,700 | 1,886 | 4.1 |
| 7 | Dhaka CWH | 4,016,800 | 1,159,467 | 3.5 | 279,810 | 673,990 | 0.4 | 201,600 | 1,743 | 115.7 | 152,300 | 80,798 | 1.9 | 267,100 | 2,396 | 111.5 |
| 8 | Dinajpur RWH | 1,101,600 | 167,997 | 6.6 | 493,440 | 260,586 | 1.9 | 11,200 | 272 | 41.2 | 83,000 | 30,357 | 2.7 | 6,100 | 1,475 | 4.1 |
| 9 | Faridpur RWH | 1,270,800 | 419,365 | 3.0 | 881,760 | 296,395 | 3.0 | 9,800 | 585 | 16.8 | 101,000 | 29,854 | 3.4 | 5,450 | 1,154 | 4.7 |
| 10 | Jamalpur RWH | 821,400 | 266,516 | 3.1 | 588,480 | 213,006 | 2.8 | 8,600 | 196 | 43.9 | 42,000 | 22,939 | 1.8 | 7,200 | 778 | 9.3 |
| 11 | Jashore RWH | 1,702,800 | 403,560 | 4.2 | 611,080 | 267,448 | 2.3 | 3,850 | 274 | 14.1 | 109,400 | 36,866 | 3.0 | 7,350 | 809 | 9.1 |
| 12 | Khulna RWH | 2,899,600 | 464,859 | 6.2 | 21,375,770 | 329,960 | 64.8 | 15,750 | 460 | 34.2 | 5,560,900 | 31,293 | 177.7 | 1,300 | 951 | 1.4 |
| 13 | Kushtia RWH | 529,200 | 276,219 | 1.9 | 501,600 | 146,337 | 3.4 | 5,006 | 120 | 41.7 | 23,200 | 28,376 | 0.8 | 4,400 | 428 | 10.3 |
| 14 | Mymensingh RWH | 6,101,200 | 574,899 | 10.6 | 463,520 | 658,304 | 0.7 | 8,600 | 653 | 13.2 | 110,000 | 48,950 | 2.2 | 3,400 | 1,922 | 1.8 |
| 15 | Noakhali RWH | 864,000 | 213,148 | 4.1 | 483,360 | 152,862 | 3.2 | 9,300 | 712 | 13.1 | 96,000 | 38,737 | 2.5 | 7,200 | 1,286 | 5.6 |
| 16 | Pabna RWH | 871,200 | 437,743 | 2.0 | 669,620 | 297,886 | 2.2 | 7,550 | 713 | 10.6 | 80,000 | 37,678 | 2.1 | 7,150 | 637 | 11.2 |
| 17 | Patuakhali RWH | 1,274,400 | 96,013 | 13.3 | 859,200 | 130,188 | 6.6 | 8,350 | 279 | 29.9 | 93,200 | 21,247 | 4.4 | 6,550 | 845 | 7.8 |
| 18 | Rajshahi RWH | 396,000 | 560,523 | 0.7 | 244,320 | 243,340 | 1.0 | 13,245 | 235 | 56.4 | 70,800 | 26,880 | 2.6 | 5,000 | 927 | 5.4 |
| 19 | Rangamati RWH | 162,000 | 42,182 | 3.8 | 538,080 | 34,448 | 15.6 | 1,400 | 90 | 15.6 | 25,000 | 3,075 | 8.1 | 850 | 212 | 4.0 |
| 20 | Rangpur RWH | 1,626,400 | 449,534 | 3.6 | 1,178,880 | 594,319 | 2.0 | 5,975 | 1,050 | 5.7 | 15,000 | 92,713 | 0.2 | 6,300 | 1,845 | 3.4 |
| 21 | Sylhet RWH | 820,800 | 522,063 | 1.6 | 555,360 | 332,696 | 1.7 | 13,500 | 564 | 23.9 | 74,000 | 46,644 | 1.6 | 10,100 | 1,761 | 5.7 |
| 22 | Tangail RWH | 1,418,400 | 232,839 | 6.1 | 121,760 | 173,326 | 0.7 | 6,600 | 233 | 28.3 | 19,000 | 20,206 | 0.9 | 2,400 | 654 | 3.7 |

6(b). Contraceptive Stock Status by Product at Upazila

| SL | Warehouse Name | Upazila Name | Condom | | | Shukhi | | | IUD | | | Injectables | | | Implant | | |
|----|----------------|-----------------------------|---------|--------|------|--------|--------|------|-----|-----|------|-------------|-------|-----|---------|-----|------|
| | | | CBL | AMD | MOS | CBL | AMD | MOS | CBL | AMD | MOS | CBL | AMD | MOS | CBL | AMD | MOS |
| 1 | Bandarban RWH | Alikadam | 9,000 | 8,006 | 1.1 | 3,420 | 3,697 | 0.9 | 77 | 20 | 3.9 | 363 | 599 | 0.6 | 25 | 24 | 1.0 |
| 2 | Bandarban RWH | Bandarban Sadar | 9,183 | 3,001 | 3.1 | 15,211 | 3,438 | 4.4 | 72 | 21 | 3.4 | 733 | 480 | 1.5 | 83 | 28 | 3.0 |
| 3 | Bandarban RWH | Lama | 21,324 | 5,026 | 4.2 | 14,080 | 4,924 | 2.9 | 180 | 24 | 7.5 | 3,077 | 766 | 4.0 | 32 | 26 | 1.2 |
| 4 | Bandarban RWH | Naikhongchhari | 18,992 | 5,225 | 3.6 | 16,915 | 3,009 | 5.6 | 45 | 5 | 9.0 | 2,022 | 642 | 3.1 | 85 | 29 | 2.9 |
| 5 | Bandarban RWH | Rowangchhari | 16,688 | 1,792 | 9.3 | 12,685 | 1,920 | 6.6 | 68 | 5 | 13.6 | 896 | 220 | 4.1 | 100 | 13 | 7.7 |
| 6 | Bandarban RWH | Ruma | 14,016 | 5,422 | 2.6 | 4,005 | 1,698 | 2.4 | 46 | 7 | 6.6 | 352 | 158 | 2.2 | 50 | 14 | 3.6 |
| 7 | Bandarban RWH | Thanchi | 12,054 | 2,312 | 5.2 | 5,650 | 1,914 | 3.0 | 34 | 7 | 4.9 | 600 | 150 | 4.0 | 71 | 18 | 3.9 |
| 8 | Barishal RWH | Agailjhara | 90,000 | 6,003 | 15.0 | 35,028 | 7,955 | 4.4 | 95 | 5 | 19.0 | 2,203 | 648 | 3.4 | 100 | 24 | 4.2 |
| 9 | Barishal RWH | Babuganj | 293,300 | 5,284 | 55.5 | 37,180 | 6,291 | 5.9 | 95 | 15 | 6.3 | 1,560 | 508 | 3.1 | 100 | 31 | 3.2 |
| 10 | Barishal RWH | Bakerganj | 585,891 | 13,857 | 42.3 | 12,265 | 13,716 | 0.9 | 66 | 18 | 3.7 | 5,499 | 1,853 | 3.0 | 200 | 72 | 2.8 |
| 11 | Barishal RWH | Banari Para | 298,132 | 5,021 | 59.4 | 30,235 | 6,760 | 4.5 | 78 | 12 | 6.5 | 2,043 | 518 | 3.9 | 150 | 35 | 4.3 |
| 12 | Barishal RWH | Barishal Sadar (kotwali) | 17,112 | 35,273 | 0.5 | 14,850 | 15,486 | 1.0 | 270 | 53 | 5.1 | 14,558 | 3,339 | 4.4 | 193 | 88 | 2.2 |
| 13 | Barishal RWH | Bhandaria | 87,816 | 9,987 | 8.8 | 11,120 | 7,385 | 1.5 | 195 | 20 | 9.8 | 5,119 | 1,011 | 5.1 | 150 | 24 | 6.3 |
| 14 | Barishal RWH | Gaurnadi | 48,300 | 9,123 | 5.3 | 8,445 | 10,336 | 0.8 | 79 | 15 | 5.3 | 3,397 | 1,037 | 3.3 | 50 | 37 | 1.4 |
| 15 | Barishal RWH | Hizla | 103,028 | 7,523 | 13.7 | 27,150 | 5,297 | 5.1 | 85 | 7 | 12.1 | 4,385 | 1,356 | 3.2 | 200 | 9 | 22.2 |
| 16 | Barishal RWH | Indurkani | 185,720 | 5,014 | 37.0 | 28,625 | 4,829 | 5.9 | 111 | 6 | 18.5 | 4,297 | 682 | 6.3 | 200 | 19 | 10.5 |
| 17 | Barishal RWH | Jhalokati Sadar | 117,500 | 8,316 | 14.1 | 10,010 | 6,968 | 1.4 | 76 | 16 | 4.8 | 3,408 | 782 | 4.4 | 50 | 59 | 0.8 |
| 18 | Barishal RWH | Kanthalia | 84,061 | 4,448 | 18.9 | 32,890 | 4,240 | 7.8 | 127 | 4 | 31.8 | 2,034 | 574 | 3.5 | 200 | 18 | 11.1 |
| 19 | Barishal RWH | Kawkhali | 114,300 | 4,672 | 24.5 | 37,070 | 3,587 | 10.3 | 60 | 17 | 3.5 | 1,234 | 344 | 3.6 | 200 | 14 | 14.3 |
| 20 | Barishal RWH | Mathbaria | 125,136 | 13,852 | 9.0 | 23,600 | 15,830 | 1.5 | 88 | 19 | 4.6 | 4,627 | 1,649 | 2.8 | 50 | 19 | 2.6 |
| 21 | Barishal RWH | Mehendiganj | 124,152 | 10,435 | 11.9 | 44,630 | 8,659 | 5.2 | 107 | 13 | 8.2 | 7,293 | 3,303 | 2.2 | 150 | 13 | 11.5 |
| 22 | Barishal RWH | Muladi | 21,814 | 10,870 | 2.0 | 13,920 | 8,386 | 1.7 | 136 | 7 | 19.4 | 5,138 | 1,893 | 2.7 | 102 | 17 | 6.0 |
| 23 | Barishal RWH | Nalchity | 15,420 | 6,520 | 2.4 | 33,375 | 6,271 | 5.3 | 74 | 9 | 8.2 | 3,774 | 1,337 | 2.8 | 50 | 27 | 1.9 |
| 24 | Barishal RWH | Nazirpur | 138,300 | 14,297 | 9.7 | 29,345 | 10,301 | 2.8 | 130 | 19 | 6.8 | 8,770 | 1,432 | 6.1 | 100 | 29 | 3.4 |
| 25 | Barishal RWH | Nesarabad (swarupkati) | 78,964 | 16,439 | 4.8 | 27,460 | 12,083 | 2.3 | 181 | 13 | 13.9 | 4,409 | 1,408 | 3.1 | 150 | 39 | 3.8 |

| SL | Warehouse Name | Upazila Name | Condom | | | Shukhi | | | IUD | | | Injectables | | | Implant | | |
|----|----------------|-----------------|---------|--------|------|-----------|--------|-------|-----|-----|------|-------------|-------|------|---------|-----|------|
| | | | CBL | AMD | MOS | CBL | AMD | MOS | CBL | AMD | MOS | CBL | AMD | MOS | CBL | AMD | MOS |
| 26 | Barishal RWH | Pirojpur Sadar | 83,716 | 9,706 | 8.6 | 46,337 | 7,752 | 6.0 | 71 | 21 | 3.4 | 2,512 | 933 | 2.7 | 150 | 37 | 4.1 |
| 27 | Barishal RWH | Rajapur | 92,572 | 5,335 | 17.4 | 38,615 | 4,213 | 9.2 | 93 | 2 | 46.5 | 1,700 | 573 | 3.0 | 200 | 8 | 25.0 |
| 28 | Barishal RWH | Wazirpur | 928,932 | 9,316 | 99.7 | 24,825 | 11,455 | 2.2 | 160 | 15 | 10.7 | 3,455 | 798 | 4.3 | 60 | 59 | 1.0 |
| 29 | Bhola RWH | Bhola Sadar | 22,221 | 11,436 | 1.9 | 25,248 | 13,274 | 1.9 | 147 | 45 | 3.3 | 11,391 | 5,323 | 2.1 | 10 | 98 | 0.1 |
| 30 | Bhola RWH | Burhanuddin | 11,436 | 2,970 | 3.9 | 19,775 | 7,353 | 2.7 | 17 | 14 | 1.2 | 3,917 | 1,425 | 2.7 | 150 | 21 | 7.1 |
| 31 | Bhola RWH | Char Fasson | 31,300 | 13,547 | 2.3 | 28,120 | 15,411 | 1.8 | 88 | 25 | 3.5 | 19,220 | 9,606 | 2.0 | 400 | 55 | 7.3 |
| 32 | Bhola RWH | Daulat Khan | 33,294 | 1,610 | 20.7 | 47,120 | 3,731 | 12.6 | 85 | 4 | 21.3 | 6,800 | 3,373 | 2.0 | 300 | 15 | 20.0 |
| 33 | Bhola RWH | Lalmohan | 13,030 | 6,258 | 2.1 | 28,954 | 9,805 | 3.0 | 47 | 13 | 3.6 | 10,550 | 5,068 | 2.1 | 250 | 35 | 7.1 |
| 34 | Bhola RWH | Manpura | 8,224 | 4,058 | 2.0 | 7,339 | 2,781 | 2.6 | 67 | 2 | 33.5 | 3,800 | 1,946 | 2.0 | 70 | 32 | 2.2 |
| 35 | Bhola RWH | Tazumuddin | 35,746 | 1,340 | 26.7 | 29,440 | 2,752 | 10.7 | 60 | 4 | 15.0 | 3,412 | 1,496 | 2.3 | 50 | 27 | 1.9 |
| 36 | Bogura RWH | Adamdighi | 43,500 | 9,193 | 4.7 | 333,535 | 6,134 | 54.4 | 113 | 13 | 8.7 | 1,639 | 245 | 6.7 | 100 | 34 | 2.9 |
| 37 | Bogura RWH | Akkelpur | 33,912 | 5,996 | 5.7 | 248,005 | 4,939 | 50.2 | 37 | 7 | 5.3 | 3,398 | 329 | 10.3 | 100 | 55 | 1.8 |
| 38 | Bogura RWH | Atrai | 44,240 | 12,497 | 3.5 | 56,075 | 10,872 | 5.2 | 128 | 5 | 25.6 | 2,364 | 491 | 4.8 | 100 | 45 | 2.2 |
| 39 | Bogura RWH | Badalgachhi | 30,182 | 9,582 | 3.1 | 50,845 | 10,240 | 5.0 | 31 | 4 | 7.8 | 2,767 | 1,126 | 2.5 | 150 | 35 | 4.3 |
| 40 | Bogura RWH | Bogura Sadar | 121,100 | 58,457 | 2.1 | 43,807 | 13,851 | 3.2 | 156 | 41 | 3.8 | 5,501 | 1,769 | 3.1 | 130 | 109 | 1.2 |
| 41 | Bogura RWH | Dhamoirhat | 28,952 | 7,922 | 3.7 | 1,133,445 | 7,443 | 152.3 | 50 | 5 | 10.0 | 1,717 | 581 | 3.0 | 50 | 40 | 1.3 |
| 42 | Bogura RWH | Dhunat | 78,640 | 34,845 | 2.3 | 410,610 | 20,800 | 19.7 | 57 | 18 | 3.2 | 5,162 | 2,106 | 2.5 | 50 | 67 | 0.7 |
| 43 | Bogura RWH | Dhupchanchia | 34,800 | 8,373 | 4.2 | 58,885 | 7,745 | 7.6 | 146 | 18 | 8.1 | 2,294 | 683 | 3.4 | 200 | 65 | 3.1 |
| 44 | Bogura RWH | Gabtali | 76,128 | 23,486 | 3.2 | 522,955 | 13,669 | 38.3 | 53 | 11 | 4.8 | 5,967 | 2,300 | 2.6 | 250 | 75 | 3.3 |
| 45 | Bogura RWH | Ghoraghat | 29,600 | 5,410 | 5.5 | 47,430 | 5,273 | 9.0 | 83 | 11 | 7.5 | 791 | 287 | 2.8 | 2 | 47 | 0.0 |
| 46 | Bogura RWH | Hakimpur | 23,600 | 6,082 | 3.9 | 50,580 | 4,151 | 12.2 | 40 | 4 | 10.0 | 958 | 211 | 4.5 | 50 | 25 | 2.0 |
| 47 | Bogura RWH | Joypurhat Sadar | 41,988 | 15,766 | 2.7 | 50,165 | 9,971 | 5.0 | 85 | 47 | 1.8 | 2,112 | 772 | 2.7 | 150 | 138 | 1.1 |
| 48 | Bogura RWH | Kahaloo | 25,044 | 16,917 | 1.5 | 37,315 | 10,960 | 3.4 | 83 | 27 | 3.1 | 1,610 | 895 | 1.8 | 50 | 88 | 0.6 |
| 49 | Bogura RWH | Kalai | 20,508 | 7,042 | 2.9 | 745,010 | 7,790 | 95.6 | 107 | 9 | 11.9 | 1,635 | 385 | 4.2 | 100 | 34 | 2.9 |
| 50 | Bogura RWH | Khetlal | 40,140 | 6,513 | 6.2 | 659,955 | 4,711 | 140.1 | 62 | 12 | 5.2 | 3,792 | 221 | 17.2 | 100 | 48 | 2.1 |

| SL | Warehouse Name | Upazila Name | Condom | | | Shukhi | | | IUD | | | Injectables | | | Implant | | |
|----|----------------|-------------------|---------|--------|------|-----------|--------|-------|-----|-----|------|-------------|-------|-----|---------|-----|-----|
| | | | CBL | AMD | MOS | CBL | AMD | MOS | CBL | AMD | MOS | CBL | AMD | MOS | CBL | AMD | MOS |
| 51 | Bogura RWH | Mahadebpur | 46,836 | 15,363 | 3.0 | 813,185 | 15,911 | 51.1 | 43 | 6 | 7.2 | 2,268 | 825 | 2.7 | 50 | 97 | 0.5 |
| 52 | Bogura RWH | Manda | 60,190 | 21,626 | 2.8 | 91,365 | 27,568 | 3.3 | 437 | 53 | 8.2 | 5,067 | 1,838 | 2.8 | 100 | 41 | 2.4 |
| 53 | Bogura RWH | Nandigram | 36,300 | 8,825 | 4.1 | 28,800 | 10,444 | 2.8 | 90 | 2 | 45.0 | 790 | 341 | 2.3 | 150 | 51 | 2.9 |
| 54 | Bogura RWH | Naogaon Sadar | 40,694 | 19,820 | 2.1 | 55,445 | 13,083 | 4.2 | 101 | 18 | 5.6 | 2,861 | 1,258 | 2.3 | 130 | 53 | 2.5 |
| 55 | Bogura RWH | Niamatpur | 42,056 | 13,234 | 3.2 | 1,289,575 | 13,328 | 96.8 | 133 | 11 | 12.1 | 2,011 | 840 | 2.4 | 100 | 66 | 1.5 |
| 56 | Bogura RWH | Panchbibi | 38,720 | 10,542 | 3.7 | 1,545,549 | 6,497 | 237.9 | 59 | 9 | 6.6 | 2,973 | 804 | 3.7 | 300 | 65 | 4.6 |
| 57 | Bogura RWH | Patnitala | 47,100 | 8,553 | 5.5 | 761,084 | 9,493 | 80.2 | 111 | 5 | 22.2 | 4,146 | 608 | 6.8 | 100 | 72 | 1.4 |
| 58 | Bogura RWH | Porsha | 37,152 | 10,135 | 3.7 | 57,060 | 8,410 | 6.8 | 38 | 12 | 3.2 | 2,980 | 468 | 6.4 | 50 | 19 | 2.6 |
| 59 | Bogura RWH | Raninagar | 40,100 | 10,107 | 4.0 | 41,715 | 10,293 | 4.1 | 123 | 5 | 24.6 | 1,788 | 519 | 3.4 | 0 | 25 | 0.0 |
| 60 | Bogura RWH | Sapahar | 29,004 | 10,261 | 2.8 | 40,445 | 10,045 | 4.0 | 42 | 9 | 4.7 | 3,204 | 1,013 | 3.2 | 50 | 32 | 1.6 |
| 61 | Bogura RWH | Sariakandi | 45,144 | 15,069 | 3.0 | 1,017,350 | 8,586 | 118.5 | 67 | 23 | 2.9 | 4,041 | 1,073 | 3.8 | 200 | 72 | 2.8 |
| 62 | Bogura RWH | Shajahanpur | 109,560 | 40,976 | 2.7 | 38,155 | 12,283 | 3.1 | 65 | 17 | 3.8 | 2,397 | 1,029 | 2.3 | 200 | 71 | 2.8 |
| 63 | Bogura RWH | Sherpur | 76,880 | 29,841 | 2.6 | 130,565 | 17,825 | 7.3 | 86 | 21 | 4.1 | 4,255 | 1,536 | 2.8 | 0 | 44 | 0.0 |
| 64 | Bogura RWH | Shibganj | 55,400 | 16,592 | 3.3 | 408,080 | 20,138 | 20.3 | 77 | 6 | 12.8 | 7,925 | 3,394 | 2.3 | 100 | 62 | 1.6 |
| 65 | Bogura RWH | Sonatola | 55,180 | 10,443 | 5.3 | 589,650 | 9,731 | 60.6 | 100 | 37 | 2.7 | 4,246 | 735 | 5.8 | 0 | 66 | 0.0 |
| 66 | Chattogram RWH | Anowara | 19,200 | 8,012 | 2.4 | 151,880 | 9,500 | 16.0 | 73 | 13 | 5.6 | 1,653 | 768 | 2.2 | 250 | 52 | 4.8 |
| 67 | Chattogram RWH | Banshkhali | 23,760 | 10,017 | 2.4 | 47,755 | 8,025 | 6.0 | 173 | 14 | 12.4 | 4,466 | 1,923 | 2.3 | 350 | 94 | 3.7 |
| 68 | Chattogram RWH | Boalkhali | 225,189 | 6,528 | 34.5 | 122,697 | 6,831 | 18.0 | 82 | 28 | 2.9 | 985 | 453 | 2.2 | 100 | 59 | 1.7 |
| 69 | Chattogram RWH | Chakaria | 27,864 | 12,859 | 2.2 | 122,525 | 12,760 | 9.6 | 155 | 63 | 2.5 | 5,894 | 2,957 | 2.0 | 300 | 77 | 3.9 |
| 70 | Chattogram RWH | Chandanaish | 17,400 | 6,577 | 2.6 | 91,330 | 6,539 | 14.0 | 125 | 29 | 4.3 | 1,997 | 838 | 2.4 | 201 | 43 | 4.7 |
| 71 | Chattogram RWH | Cox's Bazar Sadar | 43,968 | 22,803 | 1.9 | 199,445 | 16,129 | 12.4 | 392 | 43 | 9.1 | 6,495 | 3,297 | 2.0 | 295 | 56 | 5.3 |
| 72 | Chattogram RWH | Dighinala | 19,380 | 7,811 | 2.5 | 28,418 | 8,671 | 3.3 | 81 | 12 | 6.8 | 1,947 | 1,050 | 1.9 | 200 | 44 | 4.5 |
| 73 | Chattogram RWH | Double Mooring | 72,336 | 48,275 | 1.5 | 29,295 | 11,289 | 2.6 | 530 | 243 | 2.2 | 4,216 | 2,418 | 1.7 | 360 | 148 | 2.4 |
| 74 | Chattogram RWH | Fatikchhari | 127,500 | 12,922 | 9.9 | 212,950 | 15,250 | 14.0 | 239 | 16 | 14.9 | 3,700 | 1,875 | 2.0 | 300 | 113 | 2.7 |
| 75 | Chattogram RWH | Hathazari | 53,657 | 26,159 | 2.1 | 91,150 | 16,506 | 5.5 | 165 | 12 | 13.8 | 2,499 | 1,251 | 2.0 | 100 | 54 | 1.9 |

| SL | Warehouse Name | Upazila Name | Condom | | | Shukhi | | | IUD | | | Injectables | | | Implant | | |
|-----|----------------|--------------------|---------|--------|------|---------|--------|------|-----|-----|------|-------------|-------|-----|---------|-----|------|
| | | | CBL | AMD | MOS | CBL | AMD | MOS | CBL | AMD | MOS | CBL | AMD | MOS | CBL | AMD | MOS |
| 76 | Chattogram RWH | Khagrachhari Sadar | 11,292 | 3,622 | 3.1 | 82,550 | 5,170 | 16.0 | 186 | 62 | 3.0 | 1,011 | 469 | 2.2 | 121 | 19 | 6.4 |
| 77 | Chattogram RWH | Kutubdia | 24,852 | 2,096 | 11.9 | 29,270 | 2,109 | 13.9 | 205 | 30 | 6.8 | 6,118 | 823 | 7.4 | 400 | 46 | 8.7 |
| 78 | Chattogram RWH | Lakshmichhari | 19,051 | 915 | 20.8 | 70,819 | 1,876 | 37.8 | 64 | 12 | 5.3 | 379 | 102 | 3.7 | 100 | 21 | 4.8 |
| 79 | Chattogram RWH | Lohagara | 13,966 | 6,355 | 2.2 | 317,050 | 7,043 | 45.0 | 172 | 13 | 13.2 | 2,216 | 1,273 | 1.7 | 250 | 30 | 8.3 |
| 80 | Chattogram RWH | Mahalchhari | 10,224 | 2,923 | 3.5 | 18,045 | 4,360 | 4.1 | 61 | 6 | 10.2 | 1,045 | 294 | 3.6 | 50 | 24 | 2.1 |
| 81 | Chattogram RWH | Maheshkhali | 186,860 | 6,155 | 30.4 | 71,120 | 14,981 | 4.7 | 110 | 36 | 3.1 | 6,212 | 2,976 | 2.1 | 328 | 70 | 4.7 |
| 82 | Chattogram RWH | Manikchhari | 17,912 | 1,072 | 16.7 | 69,655 | 1,675 | 41.6 | 111 | 2 | 55.5 | 784 | 419 | 1.9 | 150 | 47 | 3.2 |
| 83 | Chattogram RWH | Matiranga | 16,600 | 7,189 | 2.3 | 59,815 | 6,891 | 8.7 | 65 | 23 | 2.8 | 1,726 | 871 | 2.0 | 300 | 44 | 6.8 |
| 84 | Chattogram RWH | Mirsharai | 28,602 | 10,293 | 2.8 | 107,341 | 11,334 | 9.5 | 145 | 30 | 4.8 | 3,098 | 1,579 | 2.0 | 300 | 25 | 12.0 |
| 85 | Chattogram RWH | Panchhari | 21,400 | 2,578 | 8.3 | 35,800 | 4,285 | 8.4 | 70 | 5 | 14.0 | 432 | 199 | 2.2 | 150 | 30 | 5.0 |
| 86 | Chattogram RWH | Panchlaish | 58,780 | 32,346 | 1.8 | 26,856 | 8,791 | 3.1 | 400 | 102 | 3.9 | 3,698 | 2,152 | 1.7 | 262 | 93 | 2.8 |
| 87 | Chattogram RWH | Patiya | 33,200 | 15,314 | 2.2 | 108,885 | 14,350 | 7.6 | 275 | 119 | 2.3 | 3,880 | 1,818 | 2.1 | 270 | 78 | 3.5 |
| 88 | Chattogram RWH | Pekua | 184,200 | 7,533 | 24.5 | 255,475 | 6,916 | 36.9 | 100 | 33 | 3.0 | 5,399 | 2,628 | 2.1 | 100 | 52 | 1.9 |
| 89 | Chattogram RWH | Ramgarh | 48,436 | 3,139 | 15.4 | 58,220 | 4,321 | 13.5 | 63 | 5 | 12.6 | 419 | 213 | 2.0 | 200 | 19 | 10.5 |
| 90 | Chattogram RWH | Ramu | 28,076 | 8,785 | 3.2 | 137,365 | 5,907 | 23.3 | 136 | 49 | 2.8 | 3,483 | 1,765 | 2.0 | 400 | 82 | 4.9 |
| 91 | Chattogram RWH | Rangunia | 26,247 | 13,708 | 1.9 | 99,326 | 11,692 | 8.5 | 77 | 33 | 2.3 | 2,709 | 1,498 | 1.8 | 200 | 109 | 1.8 |
| 92 | Chattogram RWH | Raozan | 24,188 | 8,487 | 2.9 | 88,365 | 8,461 | 10.4 | 42 | 48 | 0.9 | 1,980 | 1,117 | 1.8 | 400 | 109 | 3.7 |
| 93 | Chattogram RWH | Sandwip | 19,774 | 9,078 | 2.2 | 44,950 | 10,838 | 4.1 | 211 | 13 | 16.2 | 2,505 | 1,362 | 1.8 | 150 | 84 | 1.8 |
| 94 | Chattogram RWH | Satkania | 22,760 | 9,628 | 2.4 | 88,835 | 8,257 | 10.8 | 143 | 17 | 8.4 | 1,202 | 673 | 1.8 | 250 | 73 | 3.4 |
| 95 | Chattogram RWH | Sitakunda | 20,513 | 12,185 | 1.7 | 101,440 | 8,999 | 11.3 | 88 | 33 | 2.7 | 630 | 1,262 | 0.5 | 250 | 48 | 5.2 |
| 96 | Chattogram RWH | Teknaf | 49,000 | 23,935 | 2.0 | 351,615 | 14,298 | 24.6 | 100 | 49 | 2.0 | 8,290 | 4,212 | 2.0 | 320 | 87 | 3.7 |
| 97 | Chattogram RWH | Ukhia | 40,058 | 6,651 | 6.0 | 97,105 | 5,383 | 18.0 | 200 | 47 | 4.3 | 3,912 | 1,132 | 3.5 | 240 | 71 | 3.4 |
| 98 | Cumilla RWH | Akhaura | 55,156 | 5,844 | 9.4 | 51,541 | 4,776 | 10.8 | 102 | 14 | 7.3 | 3,635 | 727 | 5.0 | 50 | 31 | 1.6 |
| 99 | Cumilla RWH | Ashuganj | 94,900 | 11,656 | 8.1 | 50,535 | 6,423 | 7.9 | 165 | 14 | 11.8 | 3,475 | 743 | 4.7 | 100 | 32 | 3.1 |
| 100 | Cumilla RWH | Banchhampur | 129,900 | 14,002 | 9.3 | 92,270 | 9,307 | 9.9 | 134 | 21 | 6.4 | 4,952 | 1,504 | 3.3 | 200 | 99 | 2.0 |

| SL | Warehouse Name | Upazila Name | Condom | | | Shukhi | | | IUD | | | Injectables | | | Implant | | |
|-----|----------------|-----------------------|---------|--------|------|---------|--------|------|-----|-----|------|-------------|-------|-----|---------|-----|-----|
| | | | CBL | AMD | MOS | CBL | AMD | MOS | CBL | AMD | MOS | CBL | AMD | MOS | CBL | AMD | MOS |
| 101 | Cumilla RWH | Barura | 97,404 | 12,400 | 7.9 | 55,280 | 15,260 | 3.6 | 148 | 34 | 4.4 | 5,472 | 2,762 | 2.0 | 100 | 72 | 1.4 |
| 102 | Cumilla RWH | Bijoynagar | 106,308 | 11,178 | 9.5 | 81,921 | 8,510 | 9.6 | 161 | 13 | 12.4 | 5,159 | 1,385 | 3.7 | 100 | 101 | 1.0 |
| 103 | Cumilla RWH | Brahman Para | 78,784 | 7,606 | 10.4 | 77,395 | 7,116 | 10.9 | 138 | 25 | 5.5 | 2,732 | 711 | 3.8 | 111 | 44 | 2.5 |
| 104 | Cumilla RWH | Brahmanbaria Sadar | 148,400 | 24,300 | 6.1 | 128,665 | 10,557 | 12.2 | 251 | 59 | 4.3 | 5,567 | 2,052 | 2.7 | 50 | 82 | 0.6 |
| 105 | Cumilla RWH | Burichang | 140,978 | 21,872 | 6.4 | 122,525 | 16,086 | 7.6 | 119 | 31 | 3.8 | 4,404 | 1,716 | 2.6 | 200 | 59 | 3.4 |
| 106 | Cumilla RWH | Chandina | 102,081 | 11,456 | 8.9 | 74,981 | 13,531 | 5.5 | 131 | 32 | 4.1 | 4,287 | 2,674 | 1.6 | 100 | 33 | 3.0 |
| 107 | Cumilla RWH | Chandpur Sadar | 96,600 | 11,766 | 8.2 | 88,045 | 12,235 | 7.2 | 232 | 79 | 2.9 | 4,954 | 2,220 | 2.2 | 250 | 94 | 2.7 |
| 108 | Cumilla RWH | Chauddagram | 150,636 | 16,485 | 9.1 | 76,800 | 15,264 | 5.0 | 193 | 21 | 9.2 | 5,634 | 3,314 | 1.7 | 200 | 28 | 7.1 |
| 109 | Cumilla RWH | Cumilla Adarsha Sadar | 73,300 | 40,887 | 1.8 | 39,415 | 16,331 | 2.4 | 133 | 102 | 1.3 | 2,400 | 2,963 | 0.8 | 33 | 104 | 0.3 |
| 110 | Cumilla RWH | Cumilla Sadar Dakshin | 141,500 | 13,380 | 10.6 | 72,265 | 14,918 | 4.8 | 87 | 29 | 3.0 | 3,810 | 2,592 | 1.5 | 100 | 45 | 2.2 |
| 111 | Cumilla RWH | Daudkandi | 78,828 | 9,731 | 8.1 | 94,560 | 9,951 | 9.5 | 269 | 62 | 4.3 | 4,795 | 1,767 | 2.7 | 50 | 28 | 1.8 |
| 112 | Cumilla RWH | Debidwar | 155,700 | 15,447 | 10.1 | 99,195 | 15,345 | 6.5 | 101 | 139 | 0.7 | 4,803 | 2,841 | 1.7 | 200 | 55 | 3.6 |
| 113 | Cumilla RWH | Faridganj | 111,700 | 10,032 | 11.1 | 92,975 | 10,367 | 9.0 | 220 | 68 | 3.2 | 4,985 | 2,078 | 2.4 | 100 | 109 | 0.9 |
| 114 | Cumilla RWH | Haim Char | 33,400 | 2,990 | 11.2 | 38,800 | 3,939 | 9.9 | 117 | 23 | 5.1 | 1,960 | 407 | 4.8 | 150 | 20 | 7.5 |
| 115 | Cumilla RWH | Hajiganj | 73,000 | 5,675 | 12.9 | 89,110 | 9,740 | 9.1 | 262 | 44 | 6.0 | 3,613 | 1,797 | 2.0 | 160 | 47 | 3.4 |
| 116 | Cumilla RWH | Homna | 154,364 | 17,528 | 8.8 | 75,605 | 9,120 | 8.3 | 87 | 10 | 8.7 | 3,063 | 1,130 | 2.7 | 160 | 35 | 4.6 |
| 117 | Cumilla RWH | Kachua | 97,564 | 9,177 | 10.6 | 82,675 | 11,293 | 7.3 | 215 | 45 | 4.8 | 6,133 | 2,892 | 2.1 | 100 | 45 | 2.2 |
| 118 | Cumilla RWH | Kasba | 145,700 | 18,524 | 7.9 | 72,905 | 12,396 | 5.9 | 160 | 38 | 4.2 | 2,508 | 1,116 | 2.2 | 10 | 125 | 0.1 |
| 119 | Cumilla RWH | Laksam | 74,500 | 8,040 | 9.3 | 52,020 | 6,860 | 7.6 | 128 | 31 | 4.1 | 1,046 | 1,575 | 0.7 | 110 | 31 | 3.5 |
| 120 | Cumilla RWH | Lalmal | 0 | 0 | 0.0 | 0 | 0 | 0.0 | 0 | 0 | 0.0 | 0 | 0 | 0.0 | 0 | 0 | 0.0 |
| 121 | Cumilla RWH | Manoharganj | 75,100 | 9,125 | 8.2 | 64,780 | 7,489 | 8.7 | 66 | 7 | 9.4 | 3,340 | 1,190 | 2.8 | 150 | 25 | 6.0 |
| 122 | Cumilla RWH | Matlab Dakshin | 98,100 | 6,332 | 15.5 | 72,162 | 6,785 | 10.6 | 180 | 19 | 9.5 | 3,090 | 1,555 | 2.0 | 100 | 41 | 2.4 |
| 123 | Cumilla RWH | Matlab Uttar | 100,400 | 10,885 | 9.2 | 92,755 | 11,550 | 8.0 | 216 | 54 | 4.0 | 4,095 | 1,226 | 3.3 | 10 | 81 | 0.1 |
| 124 | Cumilla RWH | Meghna | 61,300 | 4,953 | 12.4 | 43,685 | 4,250 | 10.3 | 90 | 13 | 6.9 | 2,073 | 730 | 2.8 | 150 | 31 | 4.8 |
| 125 | Cumilla RWH | Muradnagar | 226,336 | 26,291 | 8.6 | 114,710 | 16,176 | 7.1 | 157 | 44 | 3.6 | 1,397 | 3,342 | 0.4 | 200 | 119 | 1.7 |

| SL | Warehouse Name | Upazila Name | Condom | | | Shukhi | | | IUD | | | Injectables | | | Implant | | |
|-----|----------------|------------------|---------|---------|------|---------|--------|------|-------|-----|------|-------------|-------|-----|---------|-----|------|
| | | | CBL | AMD | MOS | CBL | AMD | MOS | CBL | AMD | MOS | CBL | AMD | MOS | CBL | AMD | MOS |
| 126 | Cumilla RWH | Nabinagar | 206,725 | 19,016 | 10.9 | 109,303 | 12,796 | 8.5 | 86 | 27 | 3.2 | 4,783 | 1,569 | 3.0 | 100 | 56 | 1.8 |
| 127 | Cumilla RWH | Nangalkot | 128,900 | 16,888 | 7.6 | 63,116 | 7,933 | 8.0 | 147 | 29 | 5.1 | 4,599 | 1,913 | 2.4 | 150 | 69 | 2.2 |
| 128 | Cumilla RWH | Nasirnagar | 103,524 | 8,332 | 12.4 | 77,590 | 12,078 | 6.4 | 110 | 14 | 7.9 | 4,226 | 1,084 | 3.9 | 150 | 42 | 3.6 |
| 129 | Cumilla RWH | Sarail | 125,800 | 16,964 | 7.4 | 81,470 | 9,750 | 8.4 | 140 | 9 | 15.6 | 3,928 | 1,543 | 2.5 | 50 | 42 | 1.2 |
| 130 | Cumilla RWH | Shahrasti | 56,700 | 3,840 | 14.8 | 67,415 | 6,102 | 11.0 | 101 | 20 | 5.1 | 6,295 | 1,876 | 3.4 | 50 | 40 | 1.3 |
| 131 | Cumilla RWH | Titas | 53,020 | 5,447 | 9.7 | 52,540 | 3,550 | 14.8 | 100 | 34 | 2.9 | 4,613 | 916 | 5.0 | 100 | 21 | 4.8 |
| 132 | Dhaka CWH | Araihazar | 28,688 | 14,190 | 2.0 | 38,260 | 21,902 | 1.7 | 66 | 29 | 2.3 | 4,293 | 2,067 | 2.1 | 0 | 68 | 0.0 |
| 133 | Dhaka CWH | Bandar | 72,735 | 35,280 | 2.1 | 30,675 | 15,842 | 1.9 | 109 | 20 | 5.5 | 4,121 | 2,133 | 1.9 | 60 | 35 | 1.7 |
| 134 | Dhaka CWH | Belabo | 9,252 | 7,921 | 1.2 | 12,870 | 7,274 | 1.8 | 118 | 13 | 9.1 | 1,540 | 738 | 2.1 | 100 | 43 | 2.3 |
| 135 | Dhaka CWH | Daulatpur | 25,620 | 11,429 | 2.2 | 47,980 | 9,242 | 5.2 | 120 | 13 | 9.2 | 2,199 | 1,017 | 2.2 | 350 | 79 | 4.4 |
| 136 | Dhaka CWH | Dhamrai | 47,436 | 23,593 | 2.0 | 18,715 | 21,778 | 0.9 | 180 | 97 | 1.9 | 2,648 | 1,364 | 1.9 | 50 | 45 | 1.1 |
| 137 | Dhaka CWH | Dohar | 24,796 | 11,944 | 2.1 | 1,590 | 6,554 | 0.2 | 57 | 9 | 6.3 | 139 | 527 | 0.3 | 100 | 41 | 2.4 |
| 138 | Dhaka CWH | Gazaria | 17,060 | 7,531 | 2.3 | 13,490 | 6,655 | 2.0 | 49 | 10 | 4.9 | 1,056 | 597 | 1.8 | 11 | 18 | 0.6 |
| 139 | Dhaka CWH | Gazipur Sadar | 85,140 | 41,901 | 2.0 | 20,045 | 20,621 | 1.0 | 170 | 52 | 3.3 | 4,177 | 1,859 | 2.2 | 300 | 40 | 7.5 |
| 140 | Dhaka CWH | Ghior | 15,900 | 8,493 | 1.9 | 32,385 | 5,434 | 6.0 | 24 | 9 | 2.7 | 1,027 | 465 | 2.2 | 500 | 20 | 25.0 |
| 141 | Dhaka CWH | Harirampur | 27,984 | 12,097 | 2.3 | 39,760 | 4,587 | 8.7 | 102 | 4 | 25.5 | 566 | 354 | 1.6 | 1,333 | 49 | 27.2 |
| 142 | Dhaka CWH | Kaliakair | 44,773 | 21,889 | 2.0 | 48,068 | 18,855 | 2.5 | 71 | 15 | 4.7 | 1,399 | 659 | 2.1 | 300 | 20 | 15.0 |
| 143 | Dhaka CWH | Kaliganj | 130,736 | 30,358 | 4.3 | 63,600 | 15,713 | 4.0 | 86 | 8 | 10.8 | 2,759 | 1,426 | 1.9 | 250 | 24 | 10.4 |
| 144 | Dhaka CWH | Kapasias | 36,204 | 16,357 | 2.2 | 21,885 | 13,027 | 1.7 | 78 | 6 | 13.0 | 1,087 | 575 | 1.9 | 100 | 44 | 2.3 |
| 145 | Dhaka CWH | Keraniganj | 80,100 | 38,408 | 2.1 | 33,370 | 22,492 | 1.5 | 168 | 78 | 2.2 | 5,997 | 2,714 | 2.2 | 0 | 104 | 0.0 |
| 146 | Dhaka CWH | Lohajang | 24,672 | 10,303 | 2.4 | 15,775 | 6,604 | 2.4 | 66 | 12 | 5.5 | 1,118 | 526 | 2.1 | 300 | 35 | 8.6 |
| 147 | Dhaka CWH | Manikganj Sadar | 48,000 | 22,848 | 2.1 | 29,400 | 9,349 | 3.1 | 235 | 15 | 15.7 | 1,796 | 849 | 2.1 | 300 | 88 | 3.4 |
| 148 | Dhaka CWH | Manohardi | 24,690 | 11,936 | 2.1 | 57,925 | 9,295 | 6.2 | 159 | 30 | 5.3 | 3,390 | 1,777 | 1.9 | 200 | 15 | 13.3 |
| 149 | Dhaka CWH | Mirpur | 151,500 | 154,099 | 1.0 | 40,630 | 34,208 | 1.2 | 1,095 | 333 | 3.3 | 23,884 | 9,984 | 2.4 | 370 | 342 | 1.1 |
| 150 | Dhaka CWH | Munshiganj Sadar | 51,984 | 25,588 | 2.0 | 25,627 | 15,675 | 1.6 | 96 | 17 | 5.6 | 2,306 | 1,377 | 1.7 | 500 | 37 | 13.5 |

| SL | Warehouse Name | Upazila Name | Condom | | | Shukhi | | | IUD | | | Injectables | | | Implant | | |
|-----|----------------|-------------------|---------|---------|-----|---------|--------|-----|-------|-----|------|-------------|--------|------|---------|-----|------|
| | | | CBL | AMD | MOS | CBL | AMD | MOS | CBL | AMD | MOS | CBL | AMD | MOS | CBL | AMD | MOS |
| 151 | Dhaka CWH | Narayanganj Sadar | 138,403 | 72,272 | 1.9 | 87,420 | 47,227 | 1.9 | 187 | 37 | 5.1 | 13,528 | 6,954 | 1.9 | 245 | 104 | 2.4 |
| 152 | Dhaka CWH | Narsingdi Sadar | 103,376 | 61,049 | 1.7 | 19,576 | 54,918 | 0.4 | 214 | 93 | 2.3 | 9,756 | 10,600 | 0.9 | 435 | 88 | 4.9 |
| 153 | Dhaka CWH | Nawabganj | 37,743 | 16,597 | 2.3 | 31,680 | 9,281 | 3.4 | 58 | 13 | 4.5 | 1,325 | 643 | 2.1 | 0 | 48 | 0.0 |
| 154 | Dhaka CWH | Palash | 27,900 | 12,093 | 2.3 | 4,660 | 10,991 | 0.4 | 119 | 16 | 7.4 | 1,803 | 955 | 1.9 | 180 | 34 | 5.3 |
| 155 | Dhaka CWH | Roypura | 90,036 | 44,366 | 2.0 | 73,245 | 22,728 | 3.2 | 193 | 67 | 2.9 | 7,397 | 3,688 | 2.0 | 200 | 46 | 4.3 |
| 156 | Dhaka CWH | Rupganj | 65,344 | 32,725 | 2.0 | 65,105 | 32,019 | 2.0 | 96 | 32 | 3.0 | 5,724 | 2,840 | 2.0 | 0 | 47 | 0.0 |
| 157 | Dhaka CWH | Saturia | 33,200 | 10,161 | 3.3 | 31,745 | 7,587 | 4.2 | 119 | 17 | 7.0 | 1,295 | 591 | 2.2 | 50 | 29 | 1.7 |
| 158 | Dhaka CWH | Savar | 122,500 | 70,790 | 1.7 | 58,125 | 30,361 | 1.9 | 236 | 91 | 2.6 | 8,616 | 3,871 | 2.2 | 100 | 55 | 1.8 |
| 159 | Dhaka CWH | Serajdikhan | 31,844 | 15,706 | 2.0 | 41,315 | 14,950 | 2.8 | 119 | 25 | 4.8 | 1,941 | 923 | 2.1 | 200 | 25 | 8.0 |
| 160 | Dhaka CWH | Shibalaya | 10,200 | 10,757 | 0.9 | 19,859 | 7,248 | 2.7 | 50 | 7 | 7.1 | 2,020 | 764 | 2.6 | 300 | 43 | 7.0 |
| 161 | Dhaka CWH | Shibpur | 37,432 | 17,796 | 2.1 | 47,225 | 14,436 | 3.3 | 73 | 11 | 6.6 | 3,179 | 1,622 | 2.0 | 100 | 40 | 2.5 |
| 162 | Dhaka CWH | Singair | 38,304 | 18,990 | 2.0 | 58,137 | 9,323 | 6.2 | 58 | 7 | 8.3 | 1,188 | 592 | 2.0 | 100 | 31 | 3.2 |
| 163 | Dhaka CWH | Sonargaon | 48,269 | 23,937 | 2.0 | 82,834 | 20,395 | 4.1 | 93 | 15 | 6.2 | 5,060 | 2,531 | 2.0 | 300 | 36 | 8.3 |
| 164 | Dhaka CWH | Sreenagar | 27,592 | 12,328 | 2.2 | 36,640 | 9,592 | 3.8 | 72 | 17 | 4.2 | 1,221 | 612 | 2.0 | 200 | 35 | 5.7 |
| 165 | Dhaka CWH | Sreepur | 49,560 | 24,881 | 2.0 | 22,000 | 23,882 | 0.9 | 100 | 26 | 3.8 | 3,505 | 1,581 | 2.2 | 200 | 44 | 4.5 |
| 166 | Dhaka CWH | Tejgaon | 998,700 | 171,355 | 5.8 | 183,960 | 76,238 | 2.4 | 1,240 | 448 | 2.8 | 23,900 | 9,933 | 2.4 | 830 | 490 | 1.7 |
| 167 | Dhaka CWH | Tongi | 65,724 | 26,671 | 2.5 | 40,605 | 9,070 | 4.5 | 143 | 45 | 3.2 | 1,480 | 690 | 2.1 | 130 | 41 | 3.2 |
| 168 | Dhaka CWH | Tongibari | 22,624 | 10,828 | 2.1 | 28,330 | 8,637 | 3.3 | 78 | 6 | 13.0 | 844 | 400 | 2.1 | 450 | 13 | 34.6 |
| 169 | Dinajpur RWH | Atwari | 17,638 | 2,498 | 7.1 | 29,605 | 5,264 | 5.6 | 125 | 5 | 25.0 | 1,569 | 687 | 2.3 | 0 | 30 | 0.0 |
| 170 | Dinajpur RWH | Baliadangi | 19,300 | 2,864 | 6.7 | 40,340 | 6,563 | 6.1 | 152 | 5 | 30.4 | 3,405 | 1,602 | 2.1 | 100 | 40 | 2.5 |
| 171 | Dinajpur RWH | Biral | 24,626 | 7,605 | 3.2 | 85,645 | 10,141 | 8.4 | 223 | 6 | 37.2 | 3,436 | 1,281 | 2.7 | 10 | 50 | 0.2 |
| 172 | Dinajpur RWH | Birampur | 16,200 | 6,467 | 2.5 | 36,390 | 5,805 | 6.3 | 132 | 14 | 9.4 | 2,467 | 244 | 10.1 | 50 | 26 | 1.9 |
| 173 | Dinajpur RWH | Birganj | 22,776 | 9,093 | 2.5 | 65,715 | 19,910 | 3.3 | 193 | 13 | 14.8 | 3,931 | 1,678 | 2.3 | 50 | 127 | 0.4 |
| 174 | Dinajpur RWH | Bochaganj | 22,212 | 4,895 | 4.5 | 49,565 | 9,508 | 5.2 | 204 | 12 | 17.0 | 2,618 | 628 | 4.2 | 300 | 81 | 3.7 |
| 175 | Dinajpur RWH | Boda | 21,400 | 6,719 | 3.2 | 46,045 | 16,112 | 2.9 | 165 | 6 | 27.5 | 4,888 | 2,369 | 2.1 | 50 | 123 | 0.4 |

| SL | Warehouse Name | Upazila Name | Condom | | | Shukhi | | | IUD | | | Injectables | | | Implant | | |
|-----|----------------|------------------|---------|--------|------|---------|--------|------|-----|-----|------|-------------|-------|-----|---------|-----|------|
| | | | CBL | AMD | MOS | CBL | AMD | MOS | CBL | AMD | MOS | CBL | AMD | MOS | CBL | AMD | MOS |
| 176 | Dinajpur RWH | Chirirbandar | 18,601 | 6,714 | 2.8 | 56,610 | 15,253 | 3.7 | 190 | 10 | 19.0 | 2,607 | 1,192 | 2.2 | 100 | 59 | 1.7 |
| 177 | Dinajpur RWH | Debiganj | 29,400 | 10,300 | 2.9 | 67,965 | 20,198 | 3.4 | 152 | 18 | 8.4 | 7,957 | 3,291 | 2.4 | 100 | 48 | 2.1 |
| 178 | Dinajpur RWH | Dinajpur Sadar | 39,900 | 21,535 | 1.9 | 74,120 | 16,038 | 4.6 | 174 | 25 | 7.0 | 4,741 | 1,940 | 2.4 | 20 | 218 | 0.1 |
| 179 | Dinajpur RWH | Fulbari | 21,864 | 7,662 | 2.9 | 49,725 | 6,569 | 7.6 | 94 | 13 | 7.2 | 2,321 | 243 | 9.6 | 10 | 69 | 0.1 |
| 180 | Dinajpur RWH | Haripur | 14,200 | 3,180 | 4.5 | 38,728 | 6,131 | 6.3 | 101 | 7 | 14.4 | 1,755 | 548 | 3.2 | 0 | 26 | 0.0 |
| 181 | Dinajpur RWH | Kaharole | 16,200 | 3,298 | 4.9 | 55,485 | 9,532 | 5.8 | 147 | 12 | 12.3 | 2,378 | 607 | 3.9 | 0 | 62 | 0.0 |
| 182 | Dinajpur RWH | Khansama | 23,084 | 3,860 | 6.0 | 50,200 | 13,776 | 3.6 | 207 | 11 | 18.8 | 2,912 | 1,160 | 2.5 | 200 | 74 | 2.7 |
| 183 | Dinajpur RWH | Nawabganj | 22,500 | 8,205 | 2.7 | 50,505 | 10,071 | 5.0 | 208 | 3 | 69.3 | 2,777 | 1,094 | 2.5 | 0 | 32 | 0.0 |
| 184 | Dinajpur RWH | Panchagarh Sadar | 21,000 | 10,475 | 2.0 | 40,865 | 13,394 | 3.1 | 112 | 11 | 10.2 | 4,482 | 2,204 | 2.0 | 100 | 41 | 2.4 |
| 185 | Dinajpur RWH | Parbatipur | 44,940 | 20,322 | 2.2 | 47,515 | 21,294 | 2.2 | 236 | 42 | 5.6 | 4,687 | 1,767 | 2.7 | 100 | 108 | 0.9 |
| 186 | Dinajpur RWH | Pirganj | 38,670 | 6,107 | 6.3 | 79,355 | 9,919 | 8.0 | 170 | 21 | 8.1 | 2,810 | 898 | 3.1 | 300 | 72 | 4.2 |
| 187 | Dinajpur RWH | Ranisankail | 26,712 | 4,935 | 5.4 | 36,970 | 12,540 | 2.9 | 123 | 6 | 20.5 | 2,721 | 956 | 2.8 | 105 | 45 | 2.3 |
| 188 | Dinajpur RWH | Tentulia | 16,512 | 5,289 | 3.1 | 28,532 | 6,678 | 4.3 | 75 | 15 | 5.0 | 3,017 | 467 | 6.5 | 200 | 44 | 4.5 |
| 189 | Dinajpur RWH | Thakurgaon Sadar | 32,700 | 15,974 | 2.0 | 61,740 | 25,890 | 2.4 | 300 | 17 | 17.6 | 11,242 | 5,501 | 2.0 | 310 | 100 | 3.1 |
| 190 | Faridpur RWH | Alfadanga | 124,712 | 7,144 | 17.5 | 16,000 | 3,701 | 4.3 | 42 | 5 | 8.4 | 1,423 | 458 | 3.1 | 200 | 21 | 9.5 |
| 191 | Faridpur RWH | Baliakandi | 325,898 | 22,865 | 14.3 | 33,825 | 10,981 | 3.1 | 117 | 11 | 10.6 | 3,985 | 1,075 | 3.7 | 200 | 28 | 7.1 |
| 192 | Faridpur RWH | Bhanga | 284,425 | 22,550 | 12.6 | 161,587 | 13,495 | 12.0 | 385 | 64 | 6.0 | 2,450 | 752 | 3.3 | 200 | 79 | 2.5 |
| 193 | Faridpur RWH | Bhedarganj | 43,492 | 6,970 | 6.2 | 27,770 | 8,321 | 3.3 | 127 | 23 | 5.5 | 4,037 | 1,482 | 2.7 | 100 | 33 | 3.0 |
| 194 | Faridpur RWH | Boalmari | 51,004 | 12,899 | 4.0 | 33,325 | 11,078 | 3.0 | 60 | 10 | 6.0 | 3,292 | 1,009 | 3.3 | 200 | 28 | 7.1 |
| 195 | Faridpur RWH | Char Bhadrasan | 12,742 | 4,566 | 2.8 | 4,440 | 2,145 | 2.1 | 94 | 10 | 9.4 | 910 | 142 | 6.4 | 50 | 21 | 2.4 |
| 196 | Faridpur RWH | Damudya | 38,940 | 3,822 | 10.2 | 28,030 | 2,619 | 10.7 | 101 | 9 | 11.2 | 916 | 264 | 3.5 | 150 | 13 | 11.5 |
| 197 | Faridpur RWH | Faridpur Sadar | 82,709 | 41,041 | 2.0 | 32,965 | 17,655 | 1.9 | 41 | 15 | 2.7 | 6,551 | 2,997 | 2.2 | 350 | 89 | 3.9 |
| 198 | Faridpur RWH | Goalanda | 360,000 | 12,195 | 29.5 | 63,990 | 4,649 | 13.8 | 46 | 3 | 15.3 | 5,655 | 944 | 6.0 | 50 | 30 | 1.7 |
| 199 | Faridpur RWH | Gopalganj Sadar | 72,682 | 27,639 | 2.6 | 45,570 | 14,074 | 3.2 | 111 | 23 | 4.8 | 3,545 | 1,035 | 3.4 | 350 | 73 | 4.8 |
| 200 | Faridpur RWH | Gosairhat | 309,380 | 7,752 | 39.9 | 31,530 | 5,703 | 5.5 | 125 | 18 | 6.9 | 4,251 | 808 | 5.3 | 100 | 23 | 4.3 |

| SL | Warehouse Name | Upazila Name | Condom | | | Shukhi | | | IUD | | | Injectables | | | Implant | | |
|-----|----------------|------------------|---------|--------|------|---------|--------|-----|-----|-----|------|-------------|-------|-----|---------|-----|------|
| | | | CBL | AMD | MOS | CBL | AMD | MOS | CBL | AMD | MOS | CBL | AMD | MOS | CBL | AMD | MOS |
| 201 | Faridpur RWH | Kalkini | 212,500 | 16,282 | 13.1 | 40,620 | 13,604 | 3.0 | 88 | 31 | 2.8 | 3,935 | 1,288 | 3.1 | 150 | 30 | 5.0 |
| 202 | Faridpur RWH | Kalukhali | 114,504 | 8,397 | 13.6 | 34,060 | 8,914 | 3.8 | 389 | 4 | 97.3 | 2,925 | 630 | 4.6 | 0 | 28 | 0.0 |
| 203 | Faridpur RWH | Kashiani | 145,536 | 13,768 | 10.6 | 29,110 | 8,989 | 3.2 | 76 | 2 | 38.0 | 1,279 | 650 | 2.0 | 200 | 21 | 9.5 |
| 204 | Faridpur RWH | Kotalipara | 51,000 | 9,840 | 5.2 | 35,650 | 14,192 | 2.5 | 28 | 6 | 4.7 | 2,910 | 644 | 4.5 | 550 | 39 | 14.1 |
| 205 | Faridpur RWH | Madaripur Sadar | 79,184 | 16,420 | 4.8 | 16,930 | 19,174 | 0.9 | 175 | 51 | 3.4 | 10,542 | 3,447 | 3.1 | 100 | 43 | 2.3 |
| 206 | Faridpur RWH | Madhukhali | 306,608 | 17,405 | 17.6 | 29,735 | 17,484 | 1.7 | 93 | 30 | 3.1 | 4,413 | 1,279 | 3.5 | 200 | 33 | 6.1 |
| 207 | Faridpur RWH | Muksudpur | 179,304 | 20,262 | 8.8 | 105,630 | 21,103 | 5.0 | 23 | 7 | 3.3 | 5,044 | 1,728 | 2.9 | 150 | 45 | 3.3 |
| 208 | Faridpur RWH | Nagarkanda | 186,384 | 16,071 | 11.6 | 35,547 | 9,862 | 3.6 | 142 | 27 | 5.3 | 2,125 | 440 | 4.8 | 200 | 36 | 5.6 |
| 209 | Faridpur RWH | Naria | 308,675 | 7,458 | 41.4 | 19,175 | 8,266 | 2.3 | 74 | 14 | 5.3 | 2,457 | 500 | 4.9 | 150 | 42 | 3.6 |
| 210 | Faridpur RWH | Pangsha | 219,800 | 21,142 | 10.4 | 46,335 | 11,371 | 4.1 | 106 | 18 | 5.9 | 7,187 | 1,900 | 3.8 | 300 | 60 | 5.0 |
| 211 | Faridpur RWH | Rajbari Sadar | 81,908 | 21,194 | 3.9 | 37,135 | 11,672 | 3.2 | 485 | 97 | 5.0 | 8,559 | 1,529 | 5.6 | 400 | 117 | 3.4 |
| 212 | Faridpur RWH | Rajoir | 66,619 | 9,735 | 6.8 | 25,798 | 10,523 | 2.5 | 117 | 7 | 16.7 | 3,524 | 842 | 4.2 | 200 | 33 | 6.1 |
| 213 | Faridpur RWH | Sadarpur | 339,176 | 17,286 | 19.6 | 51,665 | 7,651 | 6.8 | 49 | 7 | 7.0 | 1,983 | 495 | 4.0 | 50 | 32 | 1.6 |
| 214 | Faridpur RWH | Saltha | 91,968 | 10,374 | 8.9 | 26,310 | 7,706 | 3.4 | 111 | 14 | 7.9 | 1,696 | 551 | 3.1 | 100 | 33 | 3.0 |
| 215 | Faridpur RWH | Shariatpur Sadar | 52,312 | 8,781 | 6.0 | 21,570 | 6,461 | 3.3 | 181 | 35 | 5.2 | 1,814 | 589 | 3.1 | 100 | 47 | 2.1 |
| 216 | Faridpur RWH | Shib Char | 53,536 | 15,970 | 3.4 | 48,975 | 13,299 | 3.7 | 148 | 25 | 5.9 | 5,925 | 1,394 | 4.3 | 50 | 31 | 1.6 |
| 217 | Faridpur RWH | Tungipara | 29,800 | 7,524 | 4.0 | 12,285 | 5,111 | 2.4 | 16 | 5 | 3.2 | 930 | 358 | 2.6 | 100 | 16 | 6.3 |
| 218 | Faridpur RWH | Zanjira | 258,169 | 12,013 | 21.5 | 34,831 | 6,592 | 5.3 | 118 | 14 | 8.4 | 2,872 | 624 | 4.6 | 250 | 30 | 8.3 |
| 219 | Jamalpur RWH | Bakshiganj | 55,428 | 9,883 | 5.6 | 21,298 | 8,416 | 2.5 | 35 | 3 | 11.7 | 1,778 | 837 | 2.1 | 250 | 37 | 6.8 |
| 220 | Jamalpur RWH | Char Rajibpur | 38,700 | 14,913 | 2.6 | 17,477 | 3,122 | 5.6 | 8 | 2 | 4.0 | 1,986 | 774 | 2.6 | 100 | 24 | 4.2 |
| 221 | Jamalpur RWH | Dewanganj | 47,780 | 17,206 | 2.8 | 47,520 | 12,190 | 3.9 | 28 | 7 | 4.0 | 5,400 | 2,143 | 2.5 | 300 | 93 | 3.2 |
| 222 | Jamalpur RWH | Islampur | 46,772 | 22,576 | 2.1 | 42,760 | 15,610 | 2.7 | 105 | 21 | 5.0 | 3,000 | 1,327 | 2.3 | 400 | 66 | 6.1 |
| 223 | Jamalpur RWH | Jamalpur Sadar | 75,600 | 40,764 | 1.9 | 24,300 | 37,761 | 0.6 | 42 | 24 | 1.8 | 8,000 | 4,276 | 1.9 | 300 | 85 | 3.5 |
| 224 | Jamalpur RWH | Jhenaigati | 35,575 | 12,041 | 3.0 | 26,956 | 14,783 | 1.8 | 80 | 6 | 13.3 | 2,784 | 1,411 | 2.0 | 170 | 36 | 4.7 |
| 225 | Jamalpur RWH | Madarganj | 19,400 | 9,686 | 2.0 | 17,080 | 9,981 | 1.7 | 40 | 11 | 3.6 | 1,000 | 599 | 1.7 | 350 | 78 | 4.5 |

| SL | Warehouse Name | Upazila Name | Condom | | | Shukhi | | | IUD | | | Injectables | | | Implant | | |
|-----|----------------|-----------------|---------|--------|-----|---------|--------|------|-----|-----|------|-------------|-------|-----|---------|-----|------|
| | | | CBL | AMD | MOS | CBL | AMD | MOS | CBL | AMD | MOS | CBL | AMD | MOS | CBL | AMD | MOS |
| 226 | Jamalpur RWH | Melandaha | 97,800 | 21,134 | 4.6 | 18,720 | 15,466 | 1.2 | 130 | 24 | 5.4 | 5,400 | 1,831 | 2.9 | 350 | 50 | 7.0 |
| 227 | Jamalpur RWH | Nakla | 35,988 | 12,203 | 2.9 | 57,285 | 11,950 | 4.8 | 47 | 10 | 4.7 | 2,804 | 1,139 | 2.5 | 150 | 42 | 3.6 |
| 228 | Jamalpur RWH | Nalitabari | 29,703 | 15,188 | 2.0 | 38,735 | 14,522 | 2.7 | 107 | 11 | 9.7 | 2,097 | 1,184 | 1.8 | 304 | 40 | 7.6 |
| 229 | Jamalpur RWH | Raumari | 39,900 | 18,246 | 2.2 | 19,920 | 9,145 | 2.2 | 25 | 12 | 2.1 | 2,767 | 1,243 | 2.2 | 150 | 29 | 5.2 |
| 230 | Jamalpur RWH | Sarishabari | 48,500 | 26,651 | 1.8 | 29,295 | 16,306 | 1.8 | 100 | 37 | 2.7 | 3,500 | 1,520 | 2.3 | 150 | 50 | 3.0 |
| 231 | Jamalpur RWH | Sherpur Sadar | 77,600 | 30,836 | 2.5 | 25,540 | 28,520 | 0.9 | 112 | 19 | 5.9 | 10,468 | 4,027 | 2.6 | 201 | 91 | 2.2 |
| 232 | Jamalpur RWH | Sreebardi | 29,980 | 15,189 | 2.0 | 65,530 | 15,234 | 4.3 | 43 | 9 | 4.8 | 1,346 | 628 | 2.1 | 200 | 57 | 3.5 |
| 233 | Jashore RWH | Abhaynagar | 31,416 | 15,809 | 2.0 | 35,905 | 9,450 | 3.8 | 185 | 5 | 37.0 | 3,155 | 1,518 | 2.1 | 100 | 29 | 3.4 |
| 234 | Jashore RWH | Bagher Para | 60,572 | 13,475 | 4.5 | 42,830 | 8,339 | 5.1 | 63 | 6 | 10.5 | 3,791 | 1,165 | 3.3 | 200 | 29 | 6.9 |
| 235 | Jashore RWH | Chaugachha | 42,600 | 20,820 | 2.0 | 23,960 | 9,848 | 2.4 | 18 | 6 | 3.0 | 1,702 | 801 | 2.1 | 303 | 46 | 6.6 |
| 236 | Jashore RWH | Harinakunda | 27,156 | 9,316 | 2.9 | 43,250 | 11,493 | 3.8 | 153 | 10 | 15.3 | 1,673 | 792 | 2.1 | 100 | 47 | 2.1 |
| 237 | Jashore RWH | Jashore Sadar | 136,000 | 74,650 | 1.8 | 77,270 | 39,340 | 2.0 | 117 | 38 | 3.1 | 15,018 | 7,378 | 2.0 | 30 | 59 | 0.5 |
| 238 | Jashore RWH | Jhenaidah Sadar | 53,655 | 22,309 | 2.4 | 53,085 | 15,096 | 3.5 | 136 | 41 | 3.3 | 3,400 | 1,749 | 1.9 | 300 | 40 | 7.5 |
| 239 | Jashore RWH | Jhikargachha | 40,500 | 19,698 | 2.1 | 28,745 | 9,868 | 2.9 | 60 | 17 | 3.5 | 2,600 | 1,197 | 2.2 | 5 | 21 | 0.2 |
| 240 | Jashore RWH | Kalia | 38,596 | 16,615 | 2.3 | 21,910 | 10,191 | 2.1 | 475 | 6 | 79.2 | 1,404 | 575 | 2.4 | 700 | 27 | 25.9 |
| 241 | Jashore RWH | Kaliganj | 43,600 | 16,149 | 2.7 | 51,745 | 12,242 | 4.2 | 112 | 4 | 28.0 | 1,438 | 697 | 2.1 | 500 | 23 | 21.7 |
| 242 | Jashore RWH | Keshabpur | 30,500 | 13,162 | 2.3 | 20,760 | 9,427 | 2.2 | 330 | 9 | 36.7 | 4,318 | 2,077 | 2.1 | 250 | 39 | 6.4 |
| 243 | Jashore RWH | Kotchandpur | 17,800 | 6,263 | 2.8 | 33,665 | 4,464 | 7.5 | 95 | 5 | 19.0 | 750 | 499 | 1.5 | 450 | 16 | 28.1 |
| 244 | Jashore RWH | Lohagara | 41,148 | 17,284 | 2.4 | 17,830 | 10,605 | 1.7 | 218 | 6 | 36.3 | 3,080 | 1,504 | 2.0 | 800 | 24 | 33.3 |
| 245 | Jashore RWH | Magura Sadar | 55,216 | 25,203 | 2.2 | 46,395 | 23,950 | 1.9 | 174 | 49 | 3.6 | 4,926 | 2,563 | 1.9 | 0 | 133 | 0.0 |
| 246 | Jashore RWH | Maheshpur | 56,860 | 10,809 | 5.3 | 63,433 | 8,054 | 7.9 | 156 | 16 | 9.8 | 3,800 | 1,835 | 2.1 | 300 | 33 | 9.1 |
| 247 | Jashore RWH | Manirampur | 61,500 | 25,608 | 2.4 | 232,470 | 17,035 | 13.6 | 214 | 8 | 26.8 | 10,606 | 5,219 | 2.0 | 200 | 36 | 5.6 |
| 248 | Jashore RWH | Mohammadpur | 20,136 | 8,338 | 2.4 | 32,840 | 8,626 | 3.8 | 62 | 6 | 10.3 | 1,492 | 728 | 2.0 | 200 | 33 | 6.1 |
| 249 | Jashore RWH | Narail Sadar | 50,640 | 21,743 | 2.3 | 29,625 | 16,277 | 1.8 | 290 | 9 | 32.2 | 3,308 | 1,618 | 2.0 | 600 | 23 | 26.1 |
| 250 | Jashore RWH | Shaikupa | 53,796 | 19,869 | 2.7 | 49,695 | 15,502 | 3.2 | 339 | 12 | 28.3 | 2,569 | 1,461 | 1.8 | 300 | 45 | 6.7 |

| SL | Warehouse Name | Upazila Name | Condom | | | Shukhi | | | IUD | | | Injectables | | | Implant | | |
|-----|----------------|----------------|-----------|--------|------|---------|--------|-------|-----|-----|------|-------------|-------|-----|---------|-----|------|
| | | | CBL | AMD | MOS | CBL | AMD | MOS | CBL | AMD | MOS | CBL | AMD | MOS | CBL | AMD | MOS |
| 251 | Jashore RWH | Shalikha | 12,420 | 6,529 | 1.9 | 41,699 | 8,203 | 5.1 | 65 | 9 | 7.2 | 1,267 | 594 | 2.1 | 0 | 31 | 0.0 |
| 252 | Jashore RWH | Sharsha | 60,276 | 31,074 | 1.9 | 35,760 | 12,503 | 2.9 | 37 | 6 | 6.2 | 4,970 | 2,371 | 2.1 | 100 | 38 | 2.6 |
| 253 | Jashore RWH | Sreepur | 92,028 | 8,837 | 10.4 | 28,970 | 6,935 | 4.2 | 104 | 6 | 17.3 | 1,107 | 525 | 2.1 | 200 | 37 | 5.4 |
| 254 | Khulna RWH | Assasuni | 82,800 | 14,191 | 5.8 | 101,545 | 23,416 | 4.3 | 48 | 7 | 6.9 | 4,275 | 1,546 | 2.8 | 300 | 43 | 7.0 |
| 255 | Khulna RWH | Bagerhat Sadar | 73,200 | 17,007 | 4.3 | 43,180 | 13,060 | 3.3 | 39 | 7 | 5.6 | 5,147 | 1,028 | 5.0 | 98 | 32 | 3.1 |
| 256 | Khulna RWH | Batiaghata | 287,100 | 11,845 | 24.2 | 180,930 | 9,629 | 18.8 | 43 | 7 | 6.1 | 2,850 | 678 | 4.2 | 100 | 29 | 3.4 |
| 257 | Khulna RWH | Chitalmari | 90,192 | 17,725 | 5.1 | 365,050 | 9,641 | 37.9 | 62 | 4 | 15.5 | 3,056 | 1,386 | 2.2 | 400 | 36 | 11.1 |
| 258 | Khulna RWH | Dacope | 72,000 | 6,366 | 11.3 | 304,670 | 7,780 | 39.2 | 41 | 9 | 4.6 | 2,319 | 485 | 4.8 | 200 | 46 | 4.3 |
| 259 | Khulna RWH | Daulatpur | 120,900 | 35,246 | 3.4 | 384,595 | 15,672 | 24.5 | 170 | 13 | 13.1 | 9,900 | 3,020 | 3.3 | 250 | 34 | 7.4 |
| 260 | Khulna RWH | Debhata | 82,800 | 11,883 | 7.0 | 102,335 | 7,777 | 13.2 | 113 | 5 | 22.6 | 1,785 | 429 | 4.2 | 200 | 14 | 14.3 |
| 261 | Khulna RWH | Dumuria | 383,400 | 26,647 | 14.4 | 346,445 | 22,953 | 15.1 | 134 | 22 | 6.1 | 6,718 | 2,308 | 2.9 | 300 | 73 | 4.1 |
| 262 | Khulna RWH | Fakirhat | 42,800 | 9,170 | 4.7 | 216,940 | 6,924 | 31.3 | 26 | 4 | 6.5 | 1,166 | 468 | 2.5 | 0 | 29 | 0.0 |
| 263 | Khulna RWH | Kachua | 36,497 | 5,207 | 7.0 | 88,690 | 4,347 | 20.4 | 52 | 7 | 7.4 | 1,145 | 444 | 2.6 | 0 | 16 | 0.0 |
| 264 | Khulna RWH | Kalaroa | 180,360 | 21,378 | 8.4 | 195,700 | 7,586 | 25.8 | 121 | 3 | 40.3 | 4,127 | 1,004 | 4.1 | 100 | 22 | 4.5 |
| 265 | Khulna RWH | Kaliganj | 112,800 | 24,734 | 4.6 | 209,310 | 19,699 | 10.6 | 67 | 4 | 16.8 | 4,375 | 1,312 | 3.3 | 250 | 43 | 5.8 |
| 266 | Khulna RWH | Khulna Sadar | 427,808 | 66,248 | 6.5 | 542,590 | 22,762 | 23.8 | 294 | 142 | 2.1 | 15,280 | 3,975 | 3.8 | 420 | 25 | 16.8 |
| 267 | Khulna RWH | Koyra | 909,300 | 13,490 | 67.4 | 203,965 | 18,452 | 11.1 | 105 | 16 | 6.6 | 1,584 | 624 | 2.5 | 300 | 53 | 5.7 |
| 268 | Khulna RWH | Mollahat | 90,471 | 9,164 | 9.9 | 262,450 | 9,568 | 27.4 | 37 | 3 | 12.3 | 2,346 | 461 | 5.1 | 200 | 17 | 11.8 |
| 269 | Khulna RWH | Mongla | 49,352 | 11,553 | 4.3 | 93,353 | 7,925 | 11.8 | 60 | 9 | 6.7 | 2,417 | 876 | 2.8 | 200 | 18 | 11.1 |
| 270 | Khulna RWH | Morrelganj | 89,600 | 13,364 | 6.7 | 511,230 | 14,781 | 34.6 | 236 | 63 | 3.7 | 7,911 | 1,392 | 5.7 | 250 | 71 | 3.5 |
| 271 | Khulna RWH | Paikgachha | 401,700 | 13,434 | 29.9 | 340,155 | 16,957 | 20.1 | 78 | 10 | 7.8 | 3,231 | 894 | 3.6 | 100 | 53 | 1.9 |
| 272 | Khulna RWH | Phultala | 1,014,000 | 11,336 | 89.4 | 606,110 | 4,293 | 141.2 | 100 | 28 | 3.6 | 1,600 | 518 | 3.1 | 200 | 49 | 4.1 |
| 273 | Khulna RWH | Rampal | 46,200 | 12,565 | 3.7 | 61,060 | 9,209 | 6.6 | 110 | 8 | 13.8 | 220 | 400 | 0.6 | 200 | 24 | 8.3 |
| 274 | Khulna RWH | Rupsa | 49,400 | 13,418 | 3.7 | 56,580 | 9,183 | 6.2 | 147 | 9 | 16.3 | 2,173 | 417 | 5.2 | 200 | 29 | 6.9 |
| 275 | Khulna RWH | Sarankhola | 45,100 | 7,587 | 5.9 | 164,430 | 6,097 | 27.0 | 30 | 4 | 7.5 | 3,490 | 897 | 3.9 | 200 | 32 | 6.3 |

| SL | Warehouse Name | Upazila Name | Condom | | | Shukhi | | | IUD | | | Injectables | | | Implant | | |
|-----|----------------|-----------------|---------|--------|------|---------|--------|------|-----|-----|------|-------------|-------|-----|---------|-----|------|
| | | | CBL | AMD | MOS | CBL | AMD | MOS | CBL | AMD | MOS | CBL | AMD | MOS | CBL | AMD | MOS |
| 276 | Khulna RWH | Satkhira Sadar | 80,700 | 41,049 | 2.0 | 110,555 | 17,691 | 6.2 | 102 | 14 | 7.3 | 8,739 | 3,440 | 2.5 | 200 | 40 | 5.0 |
| 277 | Khulna RWH | Shyamnagar | 111,884 | 18,627 | 6.0 | 225,095 | 21,114 | 10.7 | 34 | 12 | 2.8 | 3,414 | 915 | 3.7 | 200 | 61 | 3.3 |
| 278 | Khulna RWH | Tala | 150,684 | 16,898 | 8.9 | 378,900 | 16,198 | 23.4 | 8 | 47 | 0.2 | 6,559 | 2,035 | 3.2 | 50 | 30 | 1.7 |
| 279 | Khulna RWH | Terokhada | 57,400 | 14,727 | 3.9 | 316,525 | 7,246 | 43.7 | 48 | 3 | 16.0 | 1,285 | 341 | 3.8 | 200 | 32 | 6.3 |
| 280 | Kushtia RWH | Alamdanga | 29,100 | 15,069 | 1.9 | 34,680 | 13,969 | 2.5 | 36 | 9 | 4.0 | 3,750 | 1,935 | 1.9 | 0 | 52 | 0.0 |
| 281 | Kushtia RWH | Bheramara | 30,852 | 13,995 | 2.2 | 27,750 | 8,048 | 3.4 | 19 | 4 | 4.8 | 2,021 | 984 | 2.1 | 200 | 26 | 7.7 |
| 282 | Kushtia RWH | Chuadanga Sadar | 53,472 | 23,630 | 2.3 | 26,295 | 9,580 | 2.7 | 39 | 18 | 2.2 | 7,266 | 2,812 | 2.6 | 100 | 26 | 3.8 |
| 283 | Kushtia RWH | Damurhuda | 33,964 | 17,824 | 1.9 | 23,486 | 10,526 | 2.2 | 18 | 13 | 1.4 | 5,261 | 2,651 | 2.0 | 50 | 38 | 1.3 |
| 284 | Kushtia RWH | Daulatpur | 84,500 | 40,833 | 2.1 | 58,155 | 20,432 | 2.8 | 12 | 2 | 6.0 | 6,930 | 3,496 | 2.0 | 300 | 16 | 18.8 |
| 285 | Kushtia RWH | Gangni | 46,872 | 21,816 | 2.1 | 26,385 | 10,350 | 2.5 | 17 | 7 | 2.4 | 8,404 | 4,140 | 2.0 | 100 | 16 | 6.3 |
| 286 | Kushtia RWH | Jiban Nagar | 11,400 | 5,426 | 2.1 | 16,785 | 5,672 | 3.0 | 65 | 14 | 4.6 | 2,383 | 1,153 | 2.1 | 100 | 48 | 2.1 |
| 287 | Kushtia RWH | Khoksa | 29,700 | 15,326 | 1.9 | 20,175 | 8,478 | 2.4 | 30 | 1 | 30.0 | 705 | 337 | 2.1 | 200 | 15 | 13.3 |
| 288 | Kushtia RWH | Kumarkhali | 50,074 | 22,870 | 2.2 | 37,268 | 10,249 | 3.6 | 94 | 6 | 15.7 | 2,476 | 1,246 | 2.0 | 50 | 58 | 0.9 |
| 289 | Kushtia RWH | Kushtia Sadar | 35,900 | 41,132 | 0.9 | 52,740 | 24,341 | 2.2 | 72 | 30 | 2.4 | 8,910 | 4,235 | 2.1 | 300 | 79 | 3.8 |
| 290 | Kushtia RWH | Meherpur Sadar | 47,328 | 24,179 | 2.0 | 26,355 | 7,518 | 3.5 | 25 | 9 | 2.8 | 5,093 | 2,652 | 1.9 | 130 | 19 | 6.8 |
| 291 | Kushtia RWH | Mirpur | 25,700 | 27,267 | 0.9 | 48,660 | 15,050 | 3.2 | 13 | 3 | 4.3 | 4,166 | 1,861 | 2.2 | 400 | 24 | 16.7 |
| 292 | Kushtia RWH | Mujib Nagar | 12,928 | 6,852 | 1.9 | 8,240 | 2,124 | 3.9 | 17 | 4 | 4.3 | 1,804 | 874 | 2.1 | 50 | 11 | 4.5 |
| 293 | Mymensingh RWH | Atpara | 73,570 | 5,490 | 13.4 | 129,615 | 7,885 | 16.4 | 153 | 3 | 51.0 | 1,139 | 670 | 1.7 | 200 | 27 | 7.4 |
| 294 | Mymensingh RWH | Austagram | 64,500 | 12,714 | 5.1 | 25,870 | 9,499 | 2.7 | 80 | 18 | 4.4 | 2,615 | 1,098 | 2.4 | 400 | 12 | 33.3 |
| 295 | Mymensingh RWH | Bajitpur | 90,844 | 15,070 | 6.0 | 82,860 | 12,991 | 6.4 | 50 | 9 | 5.6 | 1,433 | 667 | 2.1 | 200 | 18 | 11.1 |
| 296 | Mymensingh RWH | Barhatta | 72,368 | 10,233 | 7.1 | 20,590 | 13,161 | 1.6 | 138 | 2 | 69.0 | 5,615 | 1,430 | 3.9 | 400 | 62 | 6.5 |
| 297 | Mymensingh RWH | Bhairab | 100,364 | 22,223 | 4.5 | 111,300 | 12,561 | 8.9 | 127 | 16 | 7.9 | 3,546 | 1,446 | 2.5 | 300 | 78 | 3.8 |
| 298 | Mymensingh RWH | Bhaluka | 272,100 | 32,276 | 8.4 | 74,400 | 26,079 | 2.9 | 172 | 56 | 3.1 | 3,929 | 1,678 | 2.3 | 300 | 40 | 7.5 |
| 299 | Mymensingh RWH | Dharampasha | 93,000 | 17,602 | 5.3 | 131,160 | 15,868 | 8.3 | 73 | 15 | 4.9 | 3,691 | 1,627 | 2.3 | 100 | 150 | 0.7 |
| 300 | Mymensingh RWH | Dhobaura | 81,900 | 12,198 | 6.7 | 99,095 | 12,135 | 8.2 | 201 | 6 | 33.5 | 2,200 | 1,186 | 1.9 | 250 | 25 | 10.0 |

| SL | Warehouse Name | Upazila Name | Condom | | | Shukhi | | | IUD | | | Injectables | | | Implant | | |
|-----|----------------|-------------------|---------|--------|------|---------|--------|------|-----|-----|------|-------------|-------|-----|---------|-----|------|
| | | | CBL | AMD | MOS | CBL | AMD | MOS | CBL | AMD | MOS | CBL | AMD | MOS | CBL | AMD | MOS |
| 301 | Mymensingh RWH | Durgapur | 88,000 | 19,745 | 4.5 | 33,600 | 15,317 | 2.2 | 96 | 6 | 16.0 | 5,006 | 2,336 | 2.1 | 100 | 40 | 2.5 |
| 302 | Mymensingh RWH | Fulbaria | 83,400 | 21,342 | 3.9 | 55,365 | 35,817 | 1.5 | 126 | 44 | 2.9 | 2,956 | 1,340 | 2.2 | 200 | 35 | 5.7 |
| 303 | Mymensingh RWH | Gaffargaon | 95,148 | 29,036 | 3.3 | 70,560 | 22,818 | 3.1 | 130 | 16 | 8.1 | 4,070 | 2,032 | 2.0 | 300 | 50 | 6.0 |
| 304 | Mymensingh RWH | Gauripur | 95,184 | 11,324 | 8.4 | 242,280 | 19,125 | 12.7 | 84 | 12 | 7.0 | 3,467 | 1,660 | 2.1 | 300 | 29 | 10.3 |
| 305 | Mymensingh RWH | Haluaghat | 89,700 | 12,927 | 6.9 | 185,140 | 20,141 | 9.2 | 105 | 17 | 6.2 | 2,942 | 1,352 | 2.2 | 300 | 39 | 7.7 |
| 306 | Mymensingh RWH | Hossainpur | 83,990 | 9,205 | 9.1 | 208,470 | 8,701 | 24.0 | 80 | 13 | 6.2 | 1,962 | 854 | 2.3 | 200 | 45 | 4.4 |
| 307 | Mymensingh RWH | Ishwarganj | 89,400 | 17,066 | 5.2 | 33,120 | 37,927 | 0.9 | 139 | 4 | 34.8 | 3,567 | 1,891 | 1.9 | 200 | 38 | 5.3 |
| 308 | Mymensingh RWH | Itna | 27,860 | 6,635 | 4.2 | 16,750 | 7,914 | 2.1 | 141 | 3 | 47.0 | 656 | 224 | 2.9 | 100 | 32 | 3.1 |
| 309 | Mymensingh RWH | Kalmakanda | 65,640 | 23,995 | 2.7 | 29,695 | 22,321 | 1.3 | 45 | 6 | 7.5 | 2,706 | 1,159 | 2.3 | 240 | 31 | 7.7 |
| 310 | Mymensingh RWH | Karimganj | 93,708 | 12,179 | 7.7 | 156,915 | 16,007 | 9.8 | 135 | 13 | 10.4 | 2,191 | 802 | 2.7 | 100 | 93 | 1.1 |
| 311 | Mymensingh RWH | Katiadi | 86,940 | 13,814 | 6.3 | 125,688 | 12,154 | 10.3 | 141 | 26 | 5.4 | 2,470 | 1,263 | 2.0 | 0 | 65 | 0.0 |
| 312 | Mymensingh RWH | Kendua | 84,896 | 14,470 | 5.9 | 85,410 | 23,351 | 3.7 | 162 | 7 | 23.1 | 2,473 | 1,244 | 2.0 | 26 | 71 | 0.4 |
| 313 | Mymensingh RWH | Khaliajuri | 40,700 | 6,008 | 6.8 | 15,060 | 5,638 | 2.7 | 100 | 2 | 50.0 | 1,193 | 386 | 3.1 | 100 | 35 | 2.9 |
| 314 | Mymensingh RWH | Kishoreganj Sadar | 57,552 | 25,650 | 2.2 | 44,970 | 15,693 | 2.9 | 167 | 72 | 2.3 | 3,775 | 1,984 | 1.9 | 200 | 66 | 3.0 |
| 315 | Mymensingh RWH | Kuliar Char | 98,500 | 10,031 | 9.8 | 135,740 | 8,545 | 15.9 | 80 | 7 | 11.4 | 1,851 | 756 | 2.4 | 200 | 53 | 3.8 |
| 316 | Mymensingh RWH | Madan | 69,515 | 9,923 | 7.0 | 19,900 | 11,038 | 1.8 | 215 | 7 | 30.7 | 1,252 | 652 | 1.9 | 142 | 67 | 2.1 |
| 317 | Mymensingh RWH | Mithamain | 46,068 | 8,712 | 5.3 | 20,040 | 6,292 | 3.2 | 50 | 5 | 10.0 | 817 | 230 | 3.6 | 100 | 24 | 4.2 |
| 318 | Mymensingh RWH | Mohanganj | 57,550 | 7,208 | 8.0 | 17,110 | 10,636 | 1.6 | 29 | 11 | 2.6 | 1,626 | 970 | 1.7 | 300 | 46 | 6.5 |
| 319 | Mymensingh RWH | Muktagachha | 70,812 | 23,373 | 3.0 | 47,560 | 28,593 | 1.7 | 67 | 12 | 5.6 | 3,782 | 1,972 | 1.9 | 100 | 50 | 2.0 |
| 320 | Mymensingh RWH | Mymensingh Sadar | 101,420 | 45,375 | 2.2 | 52,500 | 40,274 | 1.3 | 201 | 67 | 3.0 | 6,186 | 3,254 | 1.9 | 450 | 94 | 4.8 |
| 321 | Mymensingh RWH | Nandail | 100,786 | 14,194 | 7.1 | 25,710 | 40,215 | 0.6 | 135 | 19 | 7.1 | 5,049 | 2,374 | 2.1 | 250 | 33 | 7.6 |
| 322 | Mymensingh RWH | Netrakona Sadar | 43,971 | 18,651 | 2.4 | 34,560 | 24,086 | 1.4 | 43 | 6 | 7.2 | 4,170 | 2,393 | 1.7 | 500 | 68 | 7.4 |
| 323 | Mymensingh RWH | Nikli | 60,756 | 6,534 | 9.3 | 47,545 | 5,530 | 8.6 | 114 | 26 | 4.4 | 1,213 | 539 | 2.3 | 150 | 32 | 4.7 |
| 324 | Mymensingh RWH | Pakundia | 98,172 | 9,084 | 10.8 | 36,740 | 9,568 | 3.8 | 73 | 17 | 4.3 | 1,454 | 692 | 2.1 | 200 | 74 | 2.7 |
| 325 | Mymensingh RWH | Phulpur | 112,900 | 18,988 | 5.9 | 54,210 | 38,121 | 1.4 | 220 | 54 | 4.1 | 5,337 | 2,556 | 2.1 | 100 | 103 | 1.0 |

| SL | Warehouse Name | Upazila Name | Condom | | | Shukhi | | | IUD | | | Injectables | | | Implant | | |
|-----|----------------|------------------|---------|--------|------|--------|--------|-----|-----|-----|------|-------------|-------|-----|---------|-----|------|
| | | | CBL | AMD | MOS | CBL | AMD | MOS | CBL | AMD | MOS | CBL | AMD | MOS | CBL | AMD | MOS |
| 326 | Mymensingh RWH | Purbadhala | 88,149 | 12,366 | 7.1 | 78,854 | 18,830 | 4.2 | 47 | 6 | 7.8 | 4,136 | 1,958 | 2.1 | 5 | 100 | 0.1 |
| 327 | Mymensingh RWH | Tarail | 78,620 | 11,934 | 6.6 | 67,380 | 9,630 | 7.0 | 80 | 26 | 3.1 | 1,509 | 647 | 2.3 | 50 | 50 | 1.0 |
| 328 | Mymensingh RWH | Trishal | 94,980 | 27,324 | 3.5 | 30,290 | 33,843 | 0.9 | 135 | 24 | 5.6 | 3,492 | 1,628 | 2.1 | 250 | 47 | 5.3 |
| 329 | Noakhali RWH | Begumganj | 12,800 | 19,597 | 0.7 | 15,345 | 12,384 | 1.2 | 114 | 73 | 1.6 | 1,650 | 1,614 | 1.0 | 10 | 107 | 0.1 |
| 330 | Noakhali RWH | Chatkhil | 8,800 | 3,864 | 2.3 | 12,504 | 3,611 | 3.5 | 83 | 20 | 4.2 | 904 | 816 | 1.1 | 1 | 38 | 0.0 |
| 331 | Noakhali RWH | Chhagalnaiya | 20,600 | 7,408 | 2.8 | 13,490 | 6,840 | 2.0 | 70 | 14 | 5.0 | 2,382 | 1,042 | 2.3 | 10 | 26 | 0.4 |
| 332 | Noakhali RWH | Companiganj | 19,112 | 8,000 | 2.4 | 17,580 | 6,151 | 2.9 | 83 | 14 | 5.9 | 2,812 | 1,288 | 2.2 | 50 | 60 | 0.8 |
| 333 | Noakhali RWH | Daganbhuiyan | 24,252 | 12,494 | 1.9 | 12,695 | 5,653 | 2.2 | 84 | 13 | 6.5 | 2,366 | 912 | 2.6 | 100 | 21 | 4.8 |
| 334 | Noakhali RWH | Feni Sadar | 46,500 | 33,126 | 1.4 | 21,089 | 14,341 | 1.5 | 342 | 145 | 2.4 | 7,588 | 3,486 | 2.2 | 675 | 139 | 4.9 |
| 335 | Noakhali RWH | Fulgazi | 15,276 | 5,374 | 2.8 | 11,210 | 3,111 | 3.6 | 103 | 17 | 6.1 | 1,711 | 409 | 4.2 | 150 | 13 | 11.5 |
| 336 | Noakhali RWH | Hatiya | 40,236 | 18,326 | 2.2 | 25,379 | 17,884 | 1.4 | 239 | 80 | 3.0 | 3,381 | 3,046 | 1.1 | 0 | 205 | 0.0 |
| 337 | Noakhali RWH | Kabirhat | 17,502 | 7,177 | 2.4 | 11,530 | 5,559 | 2.1 | 85 | 10 | 8.5 | 2,450 | 1,242 | 2.0 | 5 | 50 | 0.1 |
| 338 | Noakhali RWH | Kamalnagar | 18,636 | 6,320 | 2.9 | 11,609 | 5,691 | 2.0 | 149 | 52 | 2.9 | 6,823 | 3,619 | 1.9 | 105 | 64 | 1.6 |
| 339 | Noakhali RWH | Lakshimpur Sadar | 15,152 | 12,842 | 1.2 | 12,330 | 11,713 | 1.1 | 55 | 36 | 1.5 | 10,326 | 5,810 | 1.8 | 300 | 68 | 4.4 |
| 340 | Noakhali RWH | Noakhali Sadar | 20,076 | 23,525 | 0.9 | 13,100 | 11,964 | 1.1 | 40 | 67 | 0.6 | 4,449 | 2,793 | 1.6 | 100 | 110 | 0.9 |
| 341 | Noakhali RWH | Parshuram | 24,439 | 4,423 | 5.5 | 10,105 | 3,354 | 3.0 | 57 | 14 | 4.1 | 2,299 | 363 | 6.3 | 200 | 21 | 9.5 |
| 342 | Noakhali RWH | Ramganj | 9,496 | 6,115 | 1.6 | 26,385 | 4,817 | 5.5 | 69 | 13 | 5.3 | 2,812 | 1,363 | 2.1 | 100 | 34 | 2.9 |
| 343 | Noakhali RWH | Ramgati | 52,975 | 3,685 | 14.4 | 6,927 | 5,302 | 1.3 | 97 | 22 | 4.4 | 2,156 | 3,227 | 0.7 | 0 | 48 | 0.0 |
| 344 | Noakhali RWH | Roypur | 20,120 | 3,323 | 6.1 | 18,820 | 6,941 | 2.7 | 113 | 41 | 2.8 | 5,193 | 1,209 | 4.3 | 200 | 33 | 6.1 |
| 345 | Noakhali RWH | Senbagh | 9,300 | 8,083 | 1.2 | 6,750 | 6,350 | 1.1 | 96 | 24 | 4.0 | 1,398 | 1,359 | 1.0 | 0 | 50 | 0.0 |
| 346 | Noakhali RWH | Sonagazi | 26,920 | 10,720 | 2.5 | 12,935 | 8,428 | 1.5 | 119 | 27 | 4.4 | 4,815 | 2,317 | 2.1 | 300 | 35 | 8.6 |
| 347 | Noakhali RWH | Sonaimuri | 19,400 | 8,032 | 2.4 | 14,850 | 5,501 | 2.7 | 68 | 17 | 4.0 | 3,686 | 1,608 | 2.3 | 1 | 56 | 0.0 |
| 348 | Noakhali RWH | Subarnachar | 24,500 | 10,714 | 2.3 | 14,160 | 7,267 | 1.9 | 50 | 13 | 3.8 | 2,653 | 1,214 | 2.2 | 0 | 108 | 0.0 |
| 349 | Pabna RWH | Atgharia | 59,824 | 10,996 | 5.4 | 35,430 | 9,535 | 3.7 | 140 | 9 | 15.6 | 3,755 | 492 | 7.6 | 50 | 21 | 2.4 |
| 350 | Pabna RWH | Belkuchi | 163,100 | 43,914 | 3.7 | 34,125 | 22,273 | 1.5 | 198 | 7 | 28.3 | 8,372 | 2,085 | 4.0 | 100 | 18 | 5.6 |

| SL | Warehouse Name | Upazila Name | Condom | | | Shukhi | | | IUD | | | Injectables | | | Implant | | |
|-----|----------------|-----------------|---------|--------|------|---------|--------|------|-----|-----|------|-------------|-------|------|---------|-----|------|
| | | | CBL | AMD | MOS | CBL | AMD | MOS | CBL | AMD | MOS | CBL | AMD | MOS | CBL | AMD | MOS |
| 351 | Pabna RWH | Bera | 378,500 | 10,035 | 37.7 | 182,180 | 12,267 | 14.9 | 278 | 65 | 4.3 | 6,097 | 1,293 | 4.7 | 205 | 22 | 9.3 |
| 352 | Pabna RWH | Bhangura | 183,676 | 7,401 | 24.8 | 119,400 | 4,967 | 24.0 | 123 | 4 | 30.8 | 2,128 | 154 | 13.8 | 10 | 21 | 0.5 |
| 353 | Pabna RWH | Chatmohar | 179,176 | 31,787 | 5.6 | 52,590 | 26,474 | 2.0 | 305 | 23 | 13.3 | 6,642 | 1,373 | 4.8 | 100 | 31 | 3.2 |
| 354 | Pabna RWH | Faridpur | 192,136 | 7,319 | 26.3 | 96,680 | 6,301 | 15.3 | 110 | 11 | 10.0 | 2,638 | 926 | 2.8 | 100 | 31 | 3.2 |
| 355 | Pabna RWH | Ishwardi | 93,984 | 26,703 | 3.5 | 93,952 | 16,618 | 5.7 | 201 | 14 | 14.4 | 4,553 | 1,131 | 4.0 | 200 | 46 | 4.3 |
| 356 | Pabna RWH | Kamarkhanda | 89,266 | 12,572 | 7.1 | 49,245 | 8,831 | 5.6 | 109 | 21 | 5.2 | 3,916 | 978 | 4.0 | 100 | 19 | 5.3 |
| 357 | Pabna RWH | Kazipur | 128,200 | 35,860 | 3.6 | 84,559 | 15,034 | 5.6 | 190 | 89 | 2.1 | 13,405 | 2,477 | 5.4 | 250 | 78 | 3.2 |
| 358 | Pabna RWH | Pabna Sadar | 112,644 | 33,129 | 3.4 | 18,240 | 23,923 | 0.8 | 150 | 78 | 1.9 | 13,600 | 4,261 | 3.2 | 100 | 55 | 1.8 |
| 359 | Pabna RWH | Royganj | 146,800 | 19,145 | 7.7 | 44,880 | 22,015 | 2.0 | 171 | 22 | 7.8 | 4,225 | 1,517 | 2.8 | 150 | 11 | 13.6 |
| 360 | Pabna RWH | Santhia | 108,200 | 23,553 | 4.6 | 32,450 | 19,935 | 1.6 | 122 | 13 | 9.4 | 8,800 | 3,150 | 2.8 | 205 | 27 | 7.6 |
| 361 | Pabna RWH | Shahjadpur | 300,560 | 30,868 | 9.7 | 144,705 | 20,821 | 6.9 | 299 | 110 | 2.7 | 14,547 | 3,764 | 3.9 | 370 | 127 | 2.9 |
| 362 | Pabna RWH | Sirajganj Sadar | 55,500 | 48,988 | 1.1 | 23,000 | 25,686 | 0.9 | 130 | 49 | 2.7 | 11,720 | 4,537 | 2.6 | 100 | 42 | 2.4 |
| 363 | Pabna RWH | Sujanagar | 328,080 | 14,131 | 23.2 | 129,210 | 10,936 | 11.8 | 230 | 19 | 12.1 | 5,715 | 1,731 | 3.3 | 200 | 45 | 4.4 |
| 364 | Pabna RWH | Tarash | 198,600 | 16,131 | 12.3 | 63,630 | 15,490 | 4.1 | 248 | 45 | 5.5 | 6,486 | 1,214 | 5.3 | 150 | 22 | 6.8 |
| 365 | Pabna RWH | Ullah Para | 192,300 | 65,211 | 2.9 | 72,525 | 36,780 | 2.0 | 300 | 134 | 2.2 | 8,778 | 6,595 | 1.3 | 150 | 21 | 7.1 |
| 366 | Patuakhali RWH | Amtali | 25,408 | 10,473 | 2.4 | 36,175 | 16,810 | 2.2 | 111 | 6 | 18.5 | 3,604 | 1,770 | 2.0 | 50 | 120 | 0.4 |
| 367 | Patuakhali RWH | Bamna | 7,100 | 3,526 | 2.0 | 11,010 | 4,506 | 2.4 | 24 | 5 | 4.8 | 773 | 193 | 4.0 | 200 | 57 | 3.5 |
| 368 | Patuakhali RWH | Barguna Sadar | 20,000 | 8,498 | 2.4 | 32,700 | 12,594 | 2.6 | 100 | 34 | 2.9 | 6,800 | 3,202 | 2.1 | 50 | 64 | 0.8 |
| 369 | Patuakhali RWH | Bauphal | 19,200 | 8,284 | 2.3 | 25,440 | 14,391 | 1.8 | 90 | 39 | 2.3 | 5,070 | 2,113 | 2.4 | 100 | 66 | 1.5 |
| 370 | Patuakhali RWH | Betagi | 29,200 | 4,473 | 6.5 | 17,930 | 5,126 | 3.5 | 30 | 9 | 3.3 | 1,255 | 629 | 2.0 | 50 | 27 | 1.9 |
| 371 | Patuakhali RWH | Dashmina | 9,046 | 4,002 | 2.3 | 15,735 | 6,735 | 2.3 | 70 | 12 | 5.8 | 1,819 | 908 | 2.0 | 100 | 82 | 1.2 |
| 372 | Patuakhali RWH | Dumki | 10,704 | 3,579 | 3.0 | 8,410 | 2,910 | 2.9 | 22 | 8 | 2.8 | 813 | 389 | 2.1 | 50 | 23 | 2.2 |
| 373 | Patuakhali RWH | Galachipa | 29,552 | 14,529 | 2.0 | 35,160 | 21,740 | 1.6 | 129 | 34 | 3.8 | 7,762 | 3,969 | 2.0 | 50 | 148 | 0.3 |
| 374 | Patuakhali RWH | Kalapara | 22,887 | 11,119 | 2.1 | 44,060 | 15,615 | 2.8 | 121 | 29 | 4.2 | 6,542 | 3,095 | 2.1 | 225 | 63 | 3.6 |
| 375 | Patuakhali RWH | Mirzaganj | 31,544 | 6,080 | 5.2 | 24,120 | 6,403 | 3.8 | 35 | 7 | 5.0 | 1,215 | 584 | 2.1 | 150 | 30 | 5.0 |

| SL | Warehouse Name | Upazila Name | Condom | | | Shukhi | | | IUD | | | Injectables | | | Implant | | |
|-----|----------------|---------------------------|---------|--------|------|--------|--------|------|-----|-----|------|-------------|-------|------|---------|-----|------|
| | | | CBL | AMD | MOS | CBL | AMD | MOS | CBL | AMD | MOS | CBL | AMD | MOS | CBL | AMD | MOS |
| 376 | Patuakhali RWH | Patharghata | 15,936 | 6,577 | 2.4 | 19,490 | 8,729 | 2.2 | 122 | 11 | 11.1 | 2,533 | 1,252 | 2.0 | 100 | 54 | 1.9 |
| 377 | Patuakhali RWH | Patuakhali Sadar | 32,364 | 14,873 | 2.2 | 33,728 | 14,629 | 2.3 | 170 | 85 | 2.0 | 5,921 | 3,143 | 1.9 | 250 | 111 | 2.3 |
| 378 | Rajshahi RWH | Bagatipara | 44,604 | 17,128 | 2.6 | 51,210 | 6,432 | 8.0 | 69 | 4 | 17.3 | 739 | 328 | 2.3 | 150 | 37 | 4.1 |
| 379 | Rajshahi RWH | Bagha | 67,500 | 25,164 | 2.7 | 40,735 | 8,664 | 4.7 | 69 | 3 | 23.0 | 3,016 | 1,441 | 2.1 | 100 | 24 | 4.2 |
| 380 | Rajshahi RWH | Baghmara | 63,700 | 38,582 | 1.7 | 31,920 | 22,390 | 1.4 | 142 | 31 | 4.6 | 3,645 | 1,802 | 2.0 | 200 | 37 | 5.4 |
| 381 | Rajshahi RWH | Baraigram | 74,400 | 14,701 | 5.1 | 55,980 | 9,812 | 5.7 | 66 | 20 | 3.3 | 2,880 | 1,182 | 2.4 | 100 | 41 | 2.4 |
| 382 | Rajshahi RWH | Bholahat | 18,780 | 7,473 | 2.5 | 15,420 | 4,904 | 3.1 | 50 | 2 | 25.0 | 737 | 492 | 1.5 | 150 | 17 | 8.8 |
| 383 | Rajshahi RWH | Boalia | 100,800 | 44,769 | 2.3 | 18,480 | 5,136 | 3.6 | 110 | 18 | 6.1 | 3,150 | 1,588 | 2.0 | 330 | 66 | 5.0 |
| 384 | Rajshahi RWH | Chapai Nababganj Sadar | 88,499 | 40,948 | 2.2 | 45,600 | 15,300 | 3.0 | 150 | 44 | 3.4 | 5,673 | 2,509 | 2.3 | 50 | 27 | 1.9 |
| 385 | Rajshahi RWH | Charghat | 61,800 | 21,999 | 2.8 | 41,815 | 10,192 | 4.1 | 39 | 11 | 3.5 | 1,300 | 521 | 2.5 | 250 | 50 | 5.0 |
| 386 | Rajshahi RWH | Durgapur | 39,768 | 17,481 | 2.3 | 58,170 | 7,187 | 8.1 | 80 | 3 | 26.7 | 861 | 317 | 2.7 | 250 | 18 | 13.9 |
| 387 | Rajshahi RWH | Godagari | 129,000 | 43,240 | 3.0 | 60,140 | 17,822 | 3.4 | 47 | 7 | 6.7 | 5,828 | 2,439 | 2.4 | 200 | 42 | 4.8 |
| 388 | Rajshahi RWH | Gomastapur | 50,100 | 25,536 | 2.0 | 20,772 | 11,145 | 1.9 | 118 | 12 | 9.8 | 2,022 | 825 | 2.5 | 102 | 14 | 7.3 |
| 389 | Rajshahi RWH | Gurudaspur | 88,956 | 30,105 | 3.0 | 48,540 | 14,825 | 3.3 | 104 | 3 | 34.7 | 3,566 | 1,374 | 2.6 | 275 | 37 | 7.4 |
| 390 | Rajshahi RWH | Lalpur | 89,979 | 18,632 | 4.8 | 32,385 | 14,423 | 2.2 | 32 | 9 | 3.6 | 2,824 | 1,405 | 2.0 | 315 | 53 | 5.9 |
| 391 | Rajshahi RWH | Mohanpur | 55,258 | 14,420 | 3.8 | 24,485 | 5,348 | 4.6 | 27 | 2 | 13.5 | 3,292 | 1,175 | 2.8 | 200 | 30 | 6.7 |
| 392 | Rajshahi RWH | Nachole | 22,500 | 11,014 | 2.0 | 15,990 | 4,803 | 3.3 | 7 | 3 | 2.3 | 1,500 | 680 | 2.2 | 110 | 16 | 6.9 |
| 393 | Rajshahi RWH | Natore Sadar | 110,292 | 32,156 | 3.4 | 49,620 | 14,907 | 3.3 | 84 | 20 | 4.2 | 2,808 | 1,154 | 2.4 | 130 | 101 | 1.3 |
| 394 | Rajshahi RWH | Paba | 95,700 | 41,465 | 2.3 | 58,590 | 9,318 | 6.3 | 56 | 2 | 28.0 | 5,883 | 3,058 | 1.9 | 110 | 14 | 7.9 |
| 395 | Rajshahi RWH | Puthia | 100,599 | 28,030 | 3.6 | 39,910 | 12,350 | 3.2 | 101 | 7 | 14.4 | 1,815 | 924 | 2.0 | 200 | 34 | 5.9 |
| 396 | Rajshahi RWH | Shibganj | 97,200 | 46,025 | 2.1 | 51,840 | 19,134 | 2.7 | 140 | 9 | 15.6 | 3,800 | 1,696 | 2.2 | 100 | 76 | 1.3 |
| 397 | Rajshahi RWH | Singra | 71,926 | 20,989 | 3.4 | 79,260 | 15,279 | 5.2 | 121 | 18 | 6.7 | 1,958 | 1,130 | 1.7 | 50 | 108 | 0.5 |
| 398 | Rajshahi RWH | Tanore | 52,800 | 20,666 | 2.6 | 26,880 | 13,969 | 1.9 | 95 | 7 | 13.6 | 2,055 | 840 | 2.4 | 270 | 85 | 3.2 |
| 399 | Rangamati RWH | Baghaichhari | 17,172 | 9,230 | 1.9 | 13,530 | 6,042 | 2.2 | 130 | 4 | 32.5 | 909 | 321 | 2.8 | 70 | 17 | 4.1 |
| 400 | Rangamati RWH | Barkal | 46,800 | 3,722 | 12.6 | 42,105 | 3,361 | 12.5 | 64 | 2 | 32.0 | 3,258 | 309 | 10.5 | 122 | 6 | 20.3 |

| SL | Warehouse Name | Upazila Name | Condom | | | Shukhi | | | IUD | | | Injectables | | | Implant | | |
|-----|----------------|------------------------|---------|--------|------|---------|--------|------|-----|-----|------|-------------|-------|------|---------|-----|-----|
| | | | CBL | AMD | MOS | CBL | AMD | MOS | CBL | AMD | MOS | CBL | AMD | MOS | CBL | AMD | MOS |
| 401 | Rangamati RWH | Belai Chhari | 19,377 | 1,546 | 12.5 | 11,343 | 2,371 | 4.8 | 49 | 1 | 49.0 | 1,268 | 119 | 10.7 | 120 | 19 | 6.3 |
| 402 | Rangamati RWH | Jurai Chhari | 16,392 | 2,074 | 7.9 | 11,730 | 2,133 | 5.5 | 21 | 3 | 7.0 | 520 | 169 | 3.1 | 100 | 18 | 5.6 |
| 403 | Rangamati RWH | Kaptai | 20,400 | 5,022 | 4.1 | 10,760 | 2,525 | 4.3 | 33 | 3 | 11.0 | 1,212 | 351 | 3.5 | 20 | 29 | 0.7 |
| 404 | Rangamati RWH | Kawkhali (betbunia) | 22,700 | 2,240 | 10.1 | 11,870 | 2,322 | 5.1 | 42 | 8 | 5.3 | 704 | 373 | 1.9 | 102 | 28 | 3.6 |
| 405 | Rangamati RWH | Langadu | 25,380 | 4,402 | 5.8 | 20,838 | 3,487 | 6.0 | 15 | 9 | 1.7 | 1,300 | 482 | 2.7 | 5 | 25 | 0.2 |
| 406 | Rangamati RWH | Naniarchar | 44,304 | 4,470 | 9.9 | 17,970 | 4,014 | 4.5 | 50 | 3 | 16.7 | 1,384 | 269 | 5.1 | 90 | 18 | 5.0 |
| 407 | Rangamati RWH | Rajasthali | 15,692 | 950 | 16.5 | 9,815 | 1,275 | 7.7 | 60 | 2 | 30.0 | 680 | 77 | 8.8 | 50 | 13 | 3.8 |
| 408 | Rangamati RWH | Rangamati Sadar | 29,092 | 8,526 | 3.4 | 12,330 | 6,918 | 1.8 | 46 | 55 | 0.8 | 357 | 605 | 0.6 | 70 | 39 | 1.8 |
| 409 | Rangpur RWH | Aditmari | 308,800 | 12,538 | 24.6 | 405,093 | 14,334 | 28.3 | 247 | 96 | 2.6 | 5,914 | 3,083 | 1.9 | 200 | 69 | 2.9 |
| 410 | Rangpur RWH | Badarganj | 203,628 | 11,678 | 17.4 | 189,191 | 18,932 | 10.0 | 90 | 34 | 2.6 | 4,150 | 2,083 | 2.0 | 200 | 59 | 3.4 |
| 411 | Rangpur RWH | Bhurungamari | 223,125 | 14,172 | 15.7 | 545,157 | 17,994 | 30.3 | 76 | 30 | 2.5 | 7,508 | 3,721 | 2.0 | 100 | 34 | 2.9 |
| 412 | Rangpur RWH | Chilmari | 231,608 | 12,939 | 17.9 | 339,970 | 8,853 | 38.4 | 40 | 15 | 2.7 | 3,038 | 1,076 | 2.8 | 250 | 69 | 3.6 |
| 413 | Rangpur RWH | Dimla | 270,240 | 6,755 | 40.0 | 462,240 | 19,569 | 23.6 | 101 | 38 | 2.7 | 3,810 | 1,891 | 2.0 | 350 | 70 | 5.0 |
| 414 | Rangpur RWH | Domar | 137,748 | 6,608 | 20.8 | 287,087 | 13,620 | 21.1 | 22 | 10 | 2.2 | 5,030 | 2,047 | 2.5 | 5 | 25 | 0.2 |
| 415 | Rangpur RWH | Fulchhari | 57,896 | 18,321 | 3.2 | 35,120 | 9,870 | 3.6 | 94 | 27 | 3.5 | 7,033 | 2,623 | 2.7 | 100 | 21 | 4.8 |
| 416 | Rangpur RWH | Gaibandha Sadar | 44,786 | 17,471 | 2.6 | 64,599 | 21,619 | 3.0 | 63 | 16 | 3.9 | 8,115 | 3,840 | 2.1 | 200 | 92 | 2.2 |
| 417 | Rangpur RWH | Gangachara | 198,412 | 14,811 | 13.4 | 206,360 | 18,287 | 11.3 | 112 | 48 | 2.3 | 8,521 | 4,096 | 2.1 | 200 | 43 | 4.7 |
| 418 | Rangpur RWH | Gobindaganj | 592,036 | 40,870 | 14.5 | 187,275 | 30,219 | 6.2 | 43 | 16 | 2.7 | 8,596 | 3,417 | 2.5 | 164 | 53 | 3.1 |
| 419 | Rangpur RWH | Hatibandha | 259,444 | 9,380 | 27.7 | 352,990 | 10,753 | 32.8 | 101 | 27 | 3.7 | 4,294 | 2,115 | 2.0 | 350 | 69 | 5.1 |
| 420 | Rangpur RWH | Jaldhaka | 236,388 | 14,443 | 16.4 | 221,443 | 23,853 | 9.3 | 88 | 31 | 2.8 | 7,988 | 3,780 | 2.1 | 0 | 46 | 0.0 |
| 421 | Rangpur RWH | Kaliganj | 288,668 | 6,244 | 46.2 | 352,485 | 11,887 | 29.7 | 139 | 62 | 2.2 | 2,881 | 1,470 | 2.0 | 0 | 48 | 0.0 |
| 422 | Rangpur RWH | Kaunia | 157,700 | 10,561 | 14.9 | 633,895 | 9,887 | 64.1 | 41 | 13 | 3.2 | 5,964 | 2,930 | 2.0 | 100 | 40 | 2.5 |
| 423 | Rangpur RWH | Kishoreganj | 290,200 | 5,224 | 55.6 | 448,680 | 16,023 | 28.0 | 125 | 41 | 3.0 | 3,675 | 1,566 | 2.3 | 50 | 79 | 0.6 |
| 424 | Rangpur RWH | Kurigram Sadar | 24,848 | 10,820 | 2.3 | 34,030 | 10,692 | 3.2 | 65 | 29 | 2.2 | 5,721 | 2,748 | 2.1 | 100 | 41 | 2.4 |
| 425 | Rangpur RWH | Lalmonirhat Sadar | 29,268 | 9,543 | 3.1 | 36,960 | 15,064 | 2.5 | 46 | 15 | 3.1 | 6,023 | 3,090 | 1.9 | 0 | 48 | 0.0 |

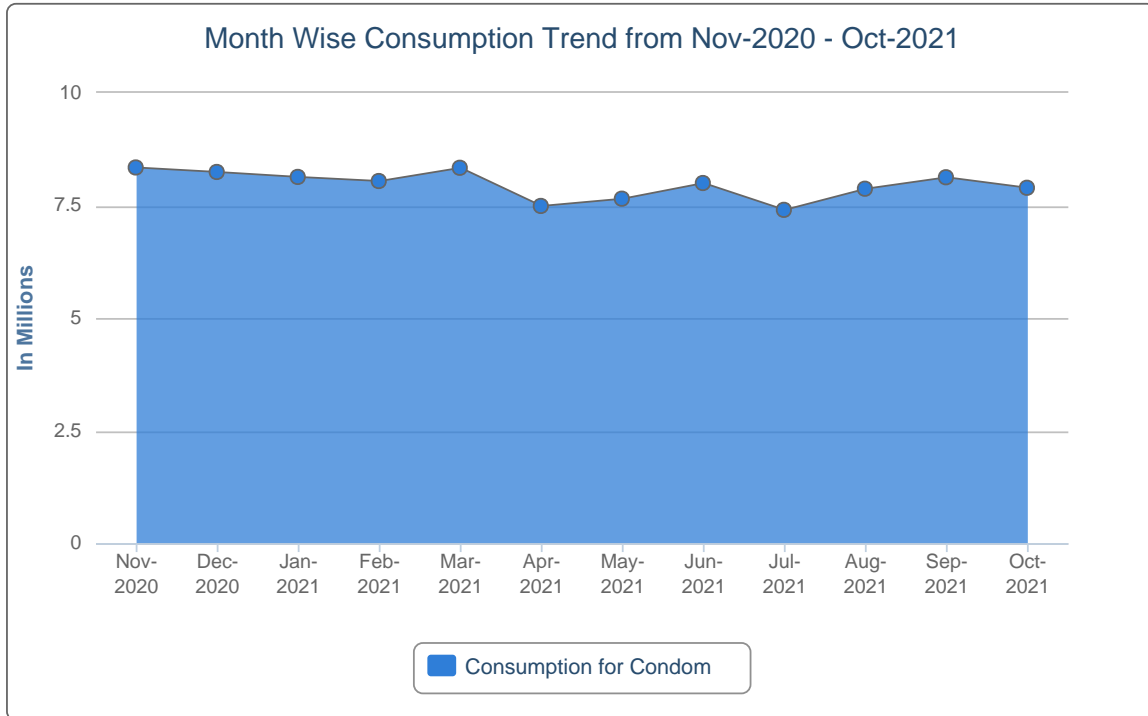
| SL | Warehouse Name | Upazila Name | Condom | | | Shukhi | | | IUD | | | Injectables | | | Implant | | |
|-----|----------------|------------------|---------|--------|------|---------|--------|------|-----|-----|------|-------------|-------|-----|---------|-----|------|
| | | | CBL | AMD | MOS | CBL | AMD | MOS | CBL | AMD | MOS | CBL | AMD | MOS | CBL | AMD | MOS |
| 426 | Rangpur RWH | Mitha Pukur | 212,400 | 16,884 | 12.6 | 392,685 | 19,231 | 20.4 | 36 | 3 | 12.0 | 5,256 | 2,389 | 2.2 | 200 | 32 | 6.3 |
| 427 | Rangpur RWH | Nageshwari | 210,399 | 14,385 | 14.6 | 491,215 | 28,457 | 17.3 | 65 | 27 | 2.4 | 12,296 | 4,934 | 2.5 | 10 | 52 | 0.2 |
| 428 | Rangpur RWH | Nilphamari Sadar | 22,463 | 9,504 | 2.4 | 15,580 | 26,640 | 0.6 | 100 | 43 | 2.3 | 6,452 | 3,185 | 2.0 | 250 | 47 | 5.3 |
| 429 | Rangpur RWH | Palashbari | 24,172 | 9,122 | 2.6 | 27,135 | 14,709 | 1.8 | 18 | 7 | 2.6 | 4,696 | 2,100 | 2.2 | 100 | 56 | 1.8 |
| 430 | Rangpur RWH | Patgram | 233,328 | 6,022 | 38.7 | 285,120 | 12,517 | 22.8 | 36 | 8 | 4.5 | 4,844 | 2,095 | 2.3 | 150 | 22 | 6.8 |
| 431 | Rangpur RWH | Phulbari | 289,300 | 6,205 | 46.6 | 274,510 | 13,253 | 20.7 | 203 | 77 | 2.6 | 6,254 | 2,727 | 2.3 | 250 | 41 | 6.1 |
| 432 | Rangpur RWH | Pirgachha | 42,000 | 12,576 | 3.3 | 64,520 | 13,921 | 4.6 | 165 | 68 | 2.4 | 7,550 | 2,852 | 2.6 | 250 | 52 | 4.8 |
| 433 | Rangpur RWH | Pirganj | 331,948 | 19,045 | 17.4 | 197,900 | 26,976 | 7.3 | 88 | 38 | 2.3 | 5,100 | 2,227 | 2.3 | 100 | 60 | 1.7 |
| 434 | Rangpur RWH | Rajarhat | 21,908 | 7,397 | 3.0 | 37,165 | 11,161 | 3.3 | 80 | 26 | 3.1 | 3,970 | 2,051 | 1.9 | 150 | 41 | 3.7 |
| 435 | Rangpur RWH | Rangpur Sadar | 58,500 | 26,797 | 2.2 | 46,320 | 27,603 | 1.7 | 91 | 35 | 2.6 | 7,683 | 3,360 | 2.3 | 50 | 111 | 0.5 |
| 436 | Rangpur RWH | Sadullapur | 63,312 | 15,056 | 4.2 | 42,380 | 18,973 | 2.2 | 104 | 49 | 2.1 | 7,970 | 3,300 | 2.4 | 200 | 62 | 3.2 |
| 437 | Rangpur RWH | Saghata | 27,212 | 10,147 | 2.7 | 36,070 | 19,054 | 1.9 | 39 | 15 | 2.6 | 3,172 | 1,622 | 2.0 | 50 | 28 | 1.8 |
| 438 | Rangpur RWH | Saidpur | 29,134 | 11,943 | 2.4 | 34,455 | 9,907 | 3.5 | 40 | 5 | 8.0 | 3,365 | 1,472 | 2.3 | 300 | 24 | 12.5 |
| 439 | Rangpur RWH | Sundarganj | 72,852 | 29,558 | 2.5 | 209,760 | 41,836 | 5.0 | 217 | 82 | 2.6 | 17,886 | 8,375 | 2.1 | 200 | 163 | 1.2 |
| 440 | Rangpur RWH | Taraganj | 283,872 | 10,437 | 27.2 | 585,785 | 9,126 | 64.2 | 21 | 5 | 4.2 | 2,370 | 1,112 | 2.1 | 200 | 104 | 1.9 |
| 441 | Rangpur RWH | Ulipur | 156,200 | 22,078 | 7.1 | 163,095 | 29,499 | 5.5 | 33 | 14 | 2.4 | 7,075 | 3,336 | 2.1 | 150 | 44 | 3.4 |
| 442 | Sylhet RWH | Ajmiriganj | 41,494 | 7,340 | 5.7 | 16,785 | 7,267 | 2.3 | 55 | 4 | 13.8 | 1,148 | 557 | 2.1 | 105 | 35 | 3.0 |
| 443 | Sylhet RWH | Bahubal | 49,584 | 6,567 | 7.6 | 12,047 | 5,798 | 2.1 | 48 | 5 | 9.6 | 894 | 443 | 2.0 | 50 | 24 | 2.1 |
| 444 | Sylhet RWH | Balaganj | 79,500 | 23,273 | 3.4 | 32,134 | 7,800 | 4.1 | 213 | 3 | 71.0 | 3,261 | 1,557 | 2.1 | 8 | 43 | 0.2 |
| 445 | Sylhet RWH | Baniachong | 102,694 | 9,645 | 10.6 | 55,560 | 13,337 | 4.2 | 45 | 12 | 3.8 | 2,115 | 789 | 2.7 | 50 | 64 | 0.8 |
| 446 | Sylhet RWH | Barlekha | 116,504 | 7,401 | 15.7 | 19,000 | 5,560 | 3.4 | 185 | 3 | 61.7 | 1,854 | 560 | 3.3 | 55 | 46 | 1.2 |
| 447 | Sylhet RWH | Beani Bazar | 114,362 | 11,870 | 9.6 | 22,265 | 4,482 | 5.0 | 48 | 8 | 6.0 | 1,450 | 857 | 1.7 | 105 | 58 | 1.8 |
| 448 | Sylhet RWH | Bishwambarpur | 88,020 | 5,548 | 15.9 | 23,240 | 7,089 | 3.3 | 43 | 8 | 5.4 | 2,180 | 858 | 2.5 | 104 | 33 | 3.2 |
| 449 | Sylhet RWH | Bishwanath | 70,300 | 10,912 | 6.4 | 24,829 | 4,856 | 5.1 | 82 | 9 | 9.1 | 1,343 | 554 | 2.4 | 102 | 50 | 2.0 |
| 450 | Sylhet RWH | Chhatak | 81,300 | 15,546 | 5.2 | 30,915 | 9,800 | 3.2 | 192 | 32 | 6.0 | 2,356 | 707 | 3.3 | 200 | 41 | 4.9 |

| SL | Warehouse Name | Upazila Name | Condom | | | Shukhi | | | IUD | | | Injectables | | | Implant | | |
|-----|----------------|----------------------|---------|--------|------|--------|--------|-----|-----|-----|------|-------------|-------|-----|---------|-----|------|
| | | | CBL | AMD | MOS | CBL | AMD | MOS | CBL | AMD | MOS | CBL | AMD | MOS | CBL | AMD | MOS |
| 451 | Sylhet RWH | Chunarughat | 108,795 | 9,575 | 11.4 | 10,379 | 12,466 | 0.8 | 80 | 3 | 26.7 | 2,358 | 1,149 | 2.1 | 152 | 38 | 4.0 |
| 452 | Sylhet RWH | Companiganj | 39,000 | 13,026 | 3.0 | 19,135 | 7,223 | 2.6 | 100 | 3 | 33.3 | 3,114 | 1,299 | 2.4 | 52 | 37 | 1.4 |
| 453 | Sylhet RWH | Dakshin Sunamganj | 61,400 | 9,008 | 6.8 | 23,650 | 6,674 | 3.5 | 128 | 9 | 14.2 | 1,563 | 689 | 2.3 | 110 | 69 | 1.6 |
| 454 | Sylhet RWH | Dakshin Surma | 76,600 | 35,654 | 2.1 | 28,150 | 9,002 | 3.1 | 91 | 4 | 22.8 | 2,030 | 1,053 | 1.9 | 10 | 16 | 0.6 |
| 455 | Sylhet RWH | Derai | 81,472 | 25,265 | 3.2 | 29,640 | 9,903 | 3.0 | 29 | 18 | 1.6 | 2,126 | 795 | 2.7 | 227 | 57 | 4.0 |
| 456 | Sylhet RWH | Dowarabazar | 66,616 | 11,490 | 5.8 | 27,490 | 10,279 | 2.7 | 82 | 3 | 27.3 | 1,624 | 763 | 2.1 | 51 | 66 | 0.8 |
| 457 | Sylhet RWH | Fenchuganj | 102,600 | 4,700 | 21.8 | 17,355 | 2,730 | 6.4 | 105 | 6 | 17.5 | 1,206 | 251 | 4.8 | 140 | 13 | 10.8 |
| 458 | Sylhet RWH | Golapganj | 62,068 | 18,128 | 3.4 | 23,770 | 4,831 | 4.9 | 106 | 3 | 35.3 | 1,900 | 676 | 2.8 | 100 | 39 | 2.6 |
| 459 | Sylhet RWH | Gowainghat | 59,600 | 18,317 | 3.3 | 28,325 | 10,109 | 2.8 | 87 | 11 | 7.9 | 6,431 | 3,059 | 2.1 | 105 | 49 | 2.1 |
| 460 | Sylhet RWH | Habiganj Sadar | 98,100 | 14,989 | 6.5 | 27,600 | 13,613 | 2.0 | 210 | 76 | 2.8 | 3,200 | 1,478 | 2.2 | 50 | 43 | 1.2 |
| 461 | Sylhet RWH | Jagannathpur | 67,724 | 11,352 | 6.0 | 30,350 | 6,360 | 4.8 | 110 | 11 | 10.0 | 795 | 386 | 2.1 | 210 | 55 | 3.8 |
| 462 | Sylhet RWH | Jaintiapur | 65,400 | 14,336 | 4.6 | 20,100 | 6,803 | 3.0 | 155 | 18 | 8.6 | 4,750 | 2,541 | 1.9 | 100 | 31 | 3.2 |
| 463 | Sylhet RWH | Jamalganj | 51,568 | 11,114 | 4.6 | 16,965 | 9,557 | 1.8 | 19 | 3 | 6.3 | 2,481 | 1,143 | 2.2 | 100 | 30 | 3.3 |
| 464 | Sylhet RWH | Juri | 128,400 | 6,983 | 18.4 | 22,705 | 5,113 | 4.4 | 81 | 17 | 4.8 | 1,599 | 346 | 4.6 | 50 | 57 | 0.9 |
| 465 | Sylhet RWH | Kamalganj | 145,400 | 11,814 | 12.3 | 35,685 | 9,708 | 3.7 | 125 | 20 | 6.3 | 2,130 | 867 | 2.5 | 100 | 63 | 1.6 |
| 466 | Sylhet RWH | Kanaighat | 69,048 | 25,729 | 2.7 | 9,850 | 11,364 | 0.9 | 81 | 6 | 13.5 | 5,194 | 2,860 | 1.8 | 160 | 23 | 7.0 |
| 467 | Sylhet RWH | Kulaura | 173,836 | 9,525 | 18.3 | 21,540 | 9,163 | 2.4 | 38 | 4 | 9.5 | 2,667 | 2,151 | 1.2 | 51 | 34 | 1.5 |
| 468 | Sylhet RWH | Lakhai | 65,459 | 6,021 | 10.9 | 19,590 | 7,406 | 2.6 | 113 | 8 | 14.1 | 647 | 434 | 1.5 | 45 | 66 | 0.7 |
| 469 | Sylhet RWH | Madhabpur | 93,700 | 8,680 | 10.8 | 13,618 | 13,817 | 1.0 | 119 | 7 | 17.0 | 2,217 | 755 | 2.9 | 105 | 31 | 3.4 |
| 470 | Sylhet RWH | Maulvibazar Sadar | 117,120 | 8,936 | 13.1 | 38,040 | 8,252 | 4.6 | 63 | 58 | 1.1 | 2,382 | 804 | 3.0 | 100 | 28 | 3.6 |
| 471 | Sylhet RWH | Nabiganj | 103,817 | 8,077 | 12.9 | 35,750 | 10,866 | 3.3 | 85 | 17 | 5.0 | 3,670 | 475 | 7.7 | 210 | 61 | 3.4 |
| 472 | Sylhet RWH | Rajnagar | 107,400 | 10,469 | 10.3 | 24,160 | 9,869 | 2.4 | 83 | 5 | 16.6 | 2,261 | 1,136 | 2.0 | 150 | 35 | 4.3 |
| 473 | Sylhet RWH | Sreemangal | 101,400 | 13,151 | 7.7 | 9,295 | 13,418 | 0.7 | 167 | 43 | 3.9 | 2,649 | 1,203 | 2.2 | 50 | 65 | 0.8 |
| 474 | Sylhet RWH | Sulla | 40,068 | 10,694 | 3.7 | 19,190 | 4,883 | 3.9 | 145 | 3 | 48.3 | 1,086 | 472 | 2.3 | 50 | 30 | 1.7 |
| 475 | Sylhet RWH | Sunamganj Sadar | 126,088 | 9,402 | 13.4 | 36,770 | 6,907 | 5.3 | 101 | 29 | 3.5 | 3,085 | 1,038 | 3.0 | 157 | 54 | 2.9 |

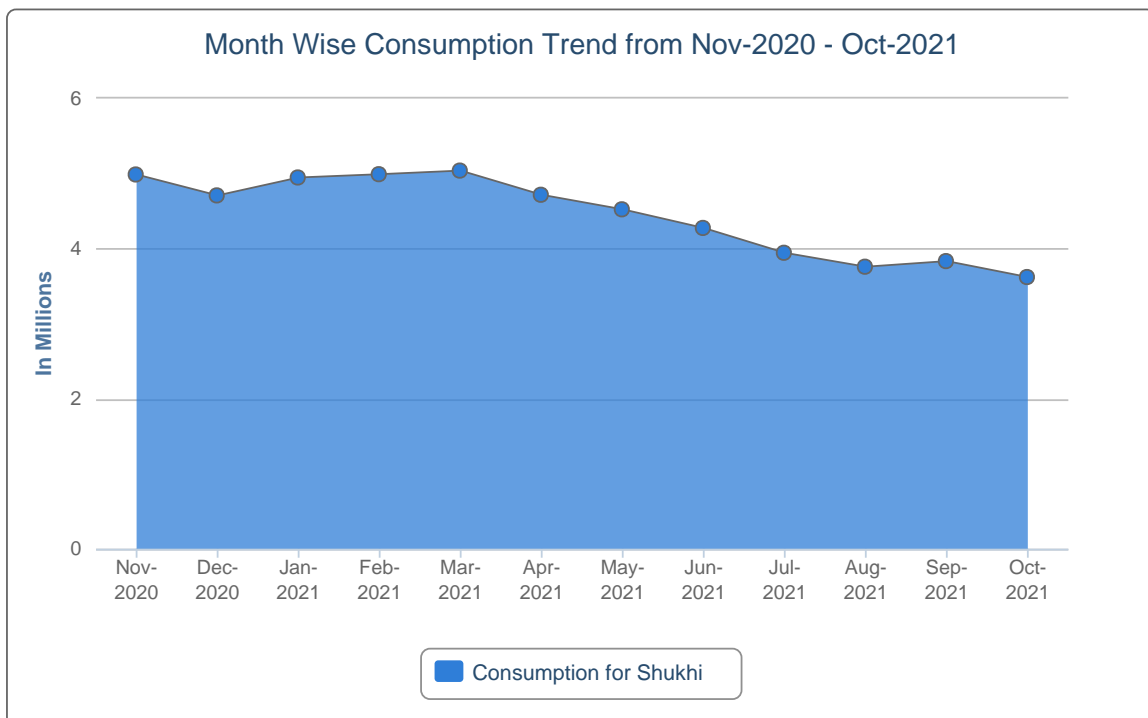
| SL | Warehouse Name | Upazila Name | Condom | | | Shukhi | | | IUD | | | Injectables | | | Implant | | |
|-----|----------------|---------------|---------|--------|------|---------|--------|------|-----|-----|------|-------------|-------|------|---------|-----|------|
| | | | CBL | AMD | MOS | CBL | AMD | MOS | CBL | AMD | MOS | CBL | AMD | MOS | CBL | AMD | MOS |
| 476 | Sylhet RWH | Sylhet Sadar | 94,120 | 63,663 | 1.5 | 26,365 | 29,677 | 0.9 | 58 | 87 | 0.7 | 15,398 | 9,901 | 1.6 | 47 | 110 | 0.4 |
| 477 | Sylhet RWH | Tahirpur | 90,180 | 13,099 | 6.9 | 28,685 | 8,845 | 3.2 | 86 | 5 | 17.2 | 2,193 | 905 | 2.4 | 100 | 86 | 1.2 |
| 478 | Sylhet RWH | Zakiganj | 46,952 | 20,764 | 2.3 | 11,187 | 7,869 | 1.4 | 98 | 3 | 32.7 | 2,284 | 1,133 | 2.0 | 100 | 81 | 1.2 |
| 479 | Tangail RWH | Basail | 125,040 | 5,642 | 22.2 | 78,840 | 5,833 | 13.5 | 158 | 12 | 13.2 | 2,845 | 507 | 5.6 | 0 | 68 | 0.0 |
| 480 | Tangail RWH | Bhuapur | 135,300 | 16,862 | 8.0 | 87,914 | 8,037 | 10.9 | 260 | 12 | 21.7 | 5,286 | 1,313 | 4.0 | 500 | 47 | 10.6 |
| 481 | Tangail RWH | Chauhali | 42,872 | 15,435 | 2.8 | 44,280 | 6,680 | 6.6 | 340 | 9 | 37.8 | 4,895 | 1,220 | 4.0 | 443 | 30 | 14.8 |
| 482 | Tangail RWH | Delduar | 130,800 | 7,627 | 17.1 | 100,905 | 6,046 | 16.7 | 230 | 14 | 16.4 | 7,518 | 490 | 15.3 | 200 | 40 | 5.0 |
| 483 | Tangail RWH | Ghatail | 318,900 | 20,640 | 15.5 | 78,400 | 18,050 | 4.3 | 260 | 12 | 21.7 | 6,700 | 2,415 | 2.8 | 100 | 64 | 1.6 |
| 484 | Tangail RWH | Gopalpur | 125,704 | 11,151 | 11.3 | 122,630 | 7,259 | 16.9 | 186 | 11 | 16.9 | 1,851 | 991 | 1.9 | 100 | 41 | 2.4 |
| 485 | Tangail RWH | Kalihati | 335,900 | 19,531 | 17.2 | 49,060 | 21,299 | 2.3 | 133 | 38 | 3.5 | 7,520 | 4,211 | 1.8 | 300 | 31 | 9.7 |
| 486 | Tangail RWH | Madhupur | 240,900 | 16,057 | 15.0 | 63,870 | 18,913 | 3.4 | 246 | 20 | 12.3 | 5,178 | 2,432 | 2.1 | 300 | 49 | 6.1 |
| 487 | Tangail RWH | Mirzapur | 232,764 | 23,074 | 10.1 | 415,600 | 21,448 | 19.4 | 809 | 16 | 50.6 | 7,206 | 920 | 7.8 | 900 | 38 | 23.7 |
| 488 | Tangail RWH | Nagarpur | 94,452 | 28,827 | 3.3 | 43,289 | 18,398 | 2.4 | 337 | 47 | 7.2 | 4,949 | 2,082 | 2.4 | 300 | 96 | 3.1 |
| 489 | Tangail RWH | Sakhipur | 214,000 | 21,832 | 9.8 | 61,860 | 21,673 | 2.9 | 150 | 13 | 11.5 | 3,426 | 866 | 4.0 | 700 | 31 | 22.6 |
| 490 | Tangail RWH | Tangail Sadar | 119,100 | 46,161 | 2.6 | 61,640 | 19,690 | 3.1 | 92 | 29 | 3.2 | 5,109 | 2,759 | 1.9 | 700 | 119 | 5.9 |

7. Month-wise Consumption Trend

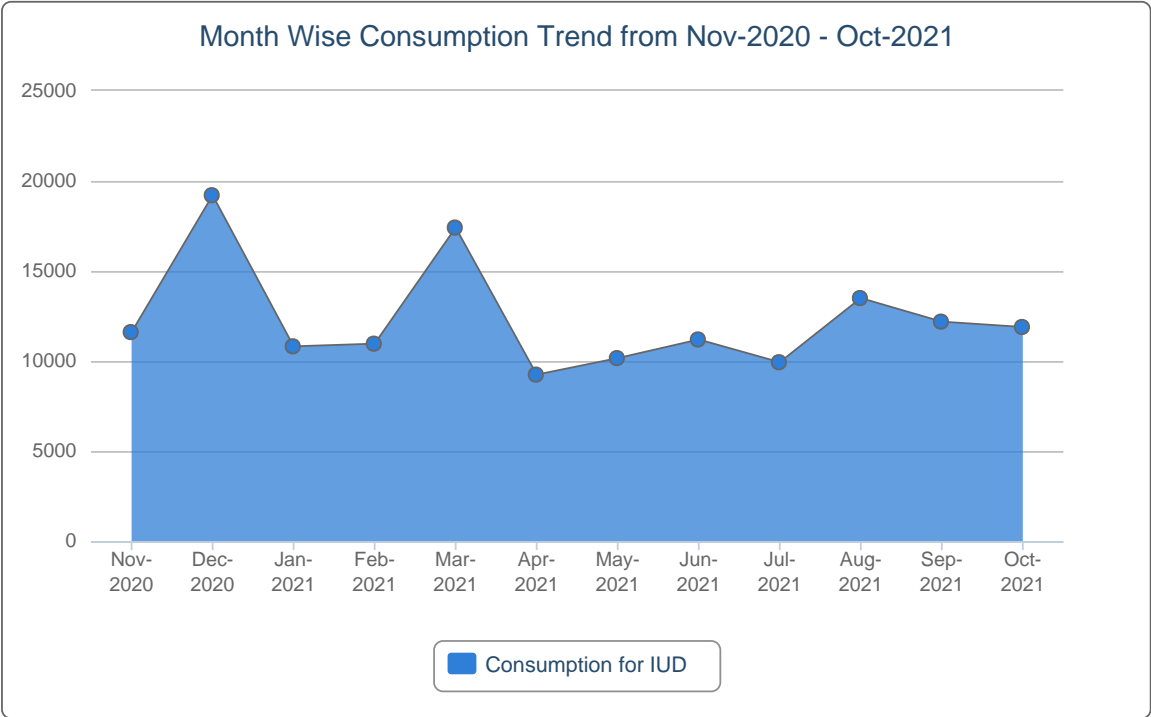
7(a).



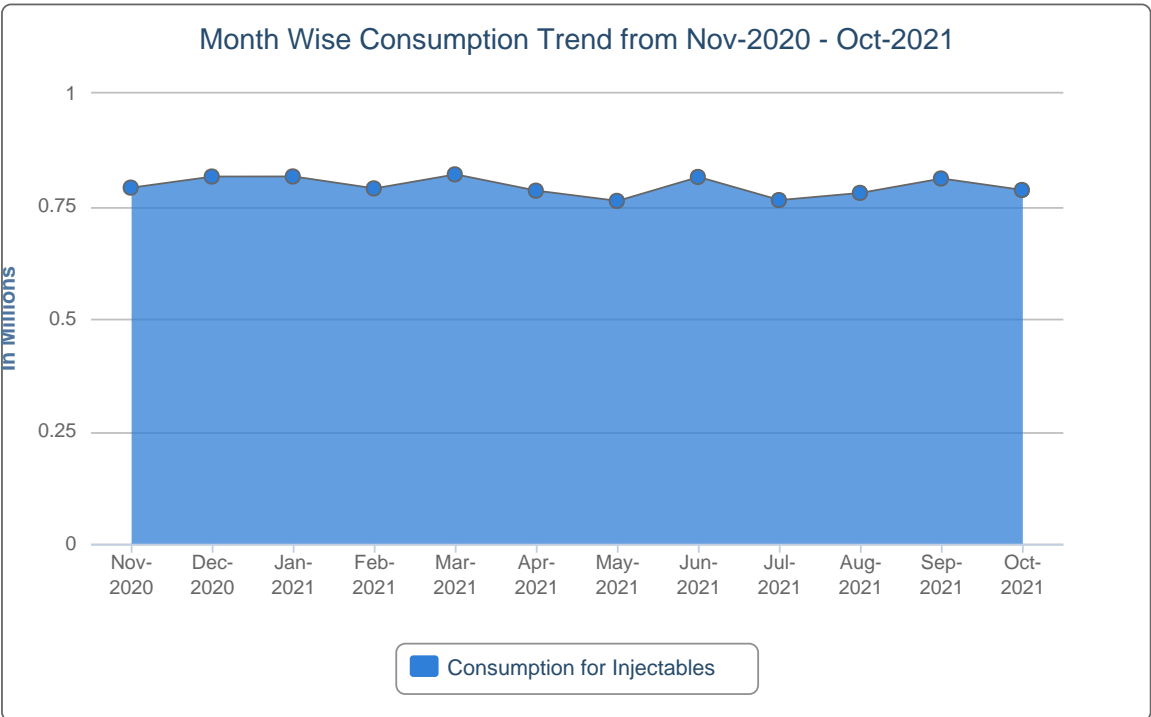
7(b).



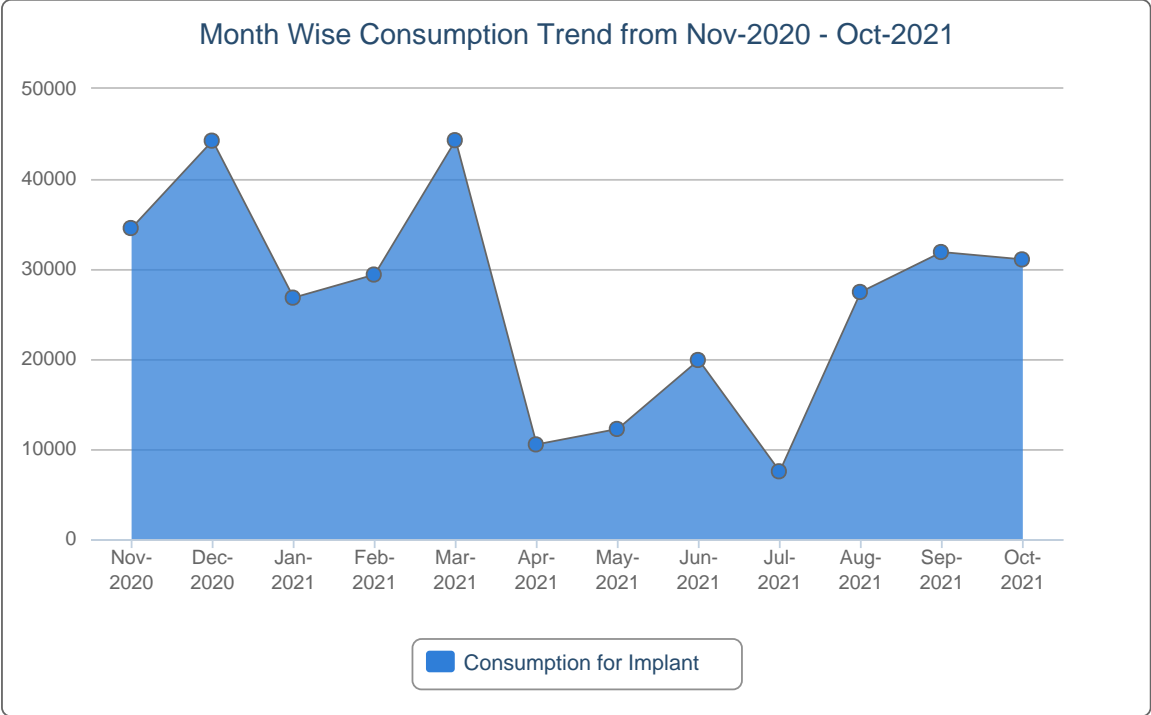
7(c).



7(d).



7(e).



8. Report on Upazila and Warehouse Having Stock Out in reported month

| SL | Products Name | No of Stockout WH | % of Stockout WH | No of Stockout Upazila Store | % of Stockout Upazila Store | No of Stockout Upazila Field | % of Stockout Upazila Field |
|----|-------------------|-------------------|------------------|------------------------------|-----------------------------|------------------------------|-----------------------------|
| 1 | Condom | 0 | 0% | 1 | 0% | 0 | 0% |
| 2 | Oral Pill (Total) | 0 | 0% | 1 | 0% | 0 | 0% |
| 3 | IUD | 0 | 0% | 1 | 0% | 1 | 0% |
| 4 | Injectables | 0 | 0% | 1 | 0% | 0 | 0% |
| 5 | Implant (Total) | 0 | 0% | - | - | 1 | 0% |

List of Stock Out Warehouses

| SL | Commodity | Warehouse | Phone |
|--------------------------|-----------|-----------|-------|
| No StockOut in Warehouse | | | |

List of StockOut Upazilas

| SL | Commodity | Warehouse | District | Upazila | Phone |
|----|-------------------|----------------|------------|---------------------|-------------|
| 1 | Condom | Cumilla RWH | Cumilla | Lalmai, Cumilla | 01711152427 |
| 2 | Oral Pill (Total) | Cumilla RWH | Cumilla | Lalmai, Cumilla | 01711152427 |
| 3 | IUD | Chattogram RWH | Chattogram | Sandwip, Chattogram | 01711029950 |
| 4 | IUD | Cumilla RWH | Cumilla | Lalmai, Cumilla | 01711152427 |
| 5 | Injectables | Cumilla RWH | Cumilla | Lalmai, Cumilla | 01711152427 |
| 6 | Implant (Total) | Cumilla RWH | Cumilla | Lalmai, Cumilla | 01711152427 |

“ছেলে হোক, মেয়ে হোক,
দু’টি সন্তানই যথেষ্ট”

Management Information System (MIS)
Directorate General of Family Planning (DGFP)
6, Kawran Bazar, Dhaka- 1215
Email: dirmis@dgfp.gov.bd, dirls@dgfp.gov.bd
www.dgfp.gov.bd, www.scmpbd.org

If you need more information, please visit at <https://www.scmpbd.org>