

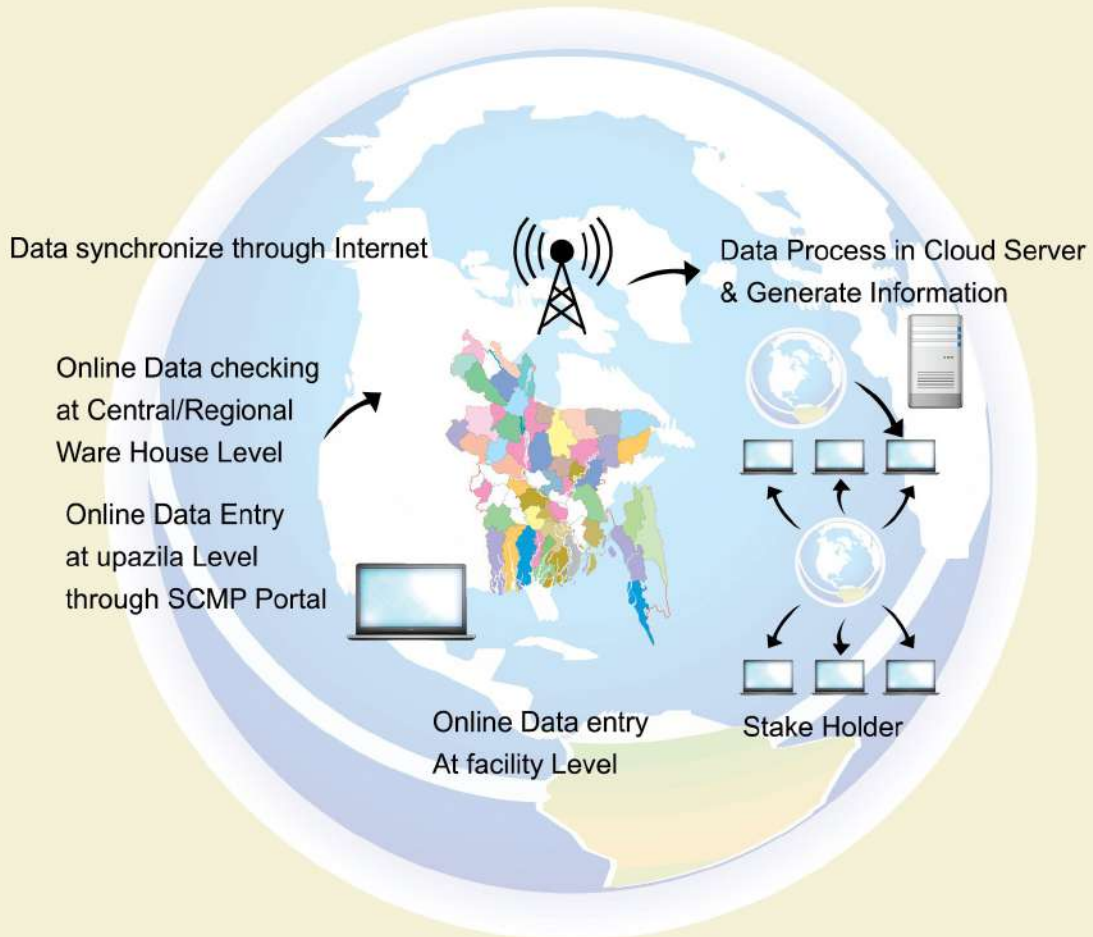


মুজিববর্ষে স্বাস্থ্য খাত
এগিয়ে যাবে অনেক ধাপ

FAMILY PLANNING MONTHLY LOGISTICS REPORT

March 2020

Logistics Management Information System (LMIS) Data Flow System



Management Information System (MIS)
Directorate General of Family Planning (DGFP)

Government of the People's Republic of Bangladesh
Medical Education and Family Welfare Division
Directorate General of Family Planning
Management Information System (MIS)
6, Kawran Bazar, Dhaka- 1215
www.dgfp.gov.bd

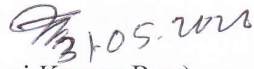
Memo No. 59.11.00000.402.16.002.19-83

Date: 31 May, 2020.

Sub: Family Planning Monthly Logistics Report for the Month of March, 2020.

Family Planning Monthly Logistics Report for the Month of March'2020 is sent herewith for your kind information & necessary action. This report is prepared on the basis of Form-7 submitted by Warehouses and Form-7B submitted by Upazila Family Planning Offices by using WIMS & UIMS operational tools. It provides useful information on monthly distribution and stock balance of all the major contraceptives & DDS Kits of Warehouse/Upazila Stores. A summary of important events happened during reporting month has been included in this report. For more information you are requested to visit at www.scmpbd.org web site.

Comments and suggestions for improvement of this report will be highly appreciated.


(Manoj Kumar Roy)
Joint Secretary (MEFW Division)
and
Director & Line Director (MIS)
Phone: 55012352
Mail: dirmis@dgfp.gov.bd

Memo No. 59.11.00000.402.16.002.19-83/1 (202)

Date: 31 May, 2020.

Copy of the report forwarded to:

1. Secretary, Medical Education & Family Welfare Division, Ministry of Health & Family Welfare, Bangladesh Secretariat, Dhaka.
2. Additional Secretary (Admin), Medical Education & Family Welfare Division, Ministry of Health & Family Welfare, Bangladesh Secretariat, Dhaka.
3. Director (Administration), Directorate General of Family Planning, 6 Kawran Bazar, Dhaka 1215.
4. Joint Secretary (Development), Medical Education & Family Welfare Division, Ministry of Health & Family Welfare, Bangladesh Secretariat, Dhaka.
5. Director (Logistics & Supply) and Line Director (Procurement, Storage & Supply Management), Directorate General of Family Planning, 6 Kawran Bazar, Dhaka 1215.
6. Director & Line Director (MIS), Directorate General of Family Planning, 6 Kawran Bazar, Dhaka.
7. Director Finance & Line Director (Family Planning Field Service Delivery), Directorate General of Family Planning, 6 Kawran Bazar, Dhaka 1215.
8. Director (IEM) & Line Director (Information, Education and Communication), Directorate General of Family Planning, 6 Kawran Bazar, Dhaka 1215.


9. Director (Planning) & Line Director (Planning Monitoring and Evaluation), Directorate General of Family Planning, 6 Kawran Bazar, Dhaka 1215.
10. Director (MCH-Services) & Line Director (MCRAH), Directorate General of Family Planning, 6 Kawran Bazar, Dhaka 1215.
11. Line Director (CCSDP, Directorate General of Family Planning, 6 Kawran Bazar, Dhaka 1215.
12. Director (Audit), Directorate General of Family Planning, 6 Kawran Bazar, Dhaka 1215.
13. Divisional Director, Family Planning, Dhaka / Chittagong / Rajshahi / Khulna / Sylhet / Barisal/ Rangpur/ Mymensingh Division.
14. Joint Chief (Planning), Health Service Division, Ministry of Health & Family Welfare, Bangladesh Secretariat, Dhaka
15. Joint Chief (Population & Planning wing), Planning commission, Sher-e-Bangla Nagar, Dhaka.
16. Joint Chief (Planning), Program Management and Monitoring Unit (PMMU), Azimpur, Dhaka-1205.
17. Superintendent, Maternal & Child Health Training Institute (MCHTI), Azimpur, Dhaka.
18. Director, Mohammadpur Fertility Services & Training Centre (MFSTC), Mohammadpur, Dhaka.
19. Director, Maternal & Child Health Training Institute (MCHTI), Lalkuthi, Mirpur, Dhaka.
20. P.S. to the Honorable Minister, Ministry of Health and Family Welfare, Bangladesh Secretariat, Dhaka, for kind information of the Honorable Minister.
21. Deputy Chief (Planning), Medical Education & Family Welfare Division, Ministry of Health & Family Welfare, Bangladesh Secretariat, Dhaka.
22. Additional Director (Drugs and Stores), Directorate General of Family Planning, Central Warehouse, Mohakhali, Dhaka.
23. Deputy Director, Family Planning, ----- District (You are requested to take appropriate measures to ensure timely online submission of Form 7B report from upazilas).
24. Regional/District Consultant, FPCS-QIT, District Family Planning Office, ----- District.
25. Central/Regional Supply Officer, Family Planning, ----- CWH/RWHs.
26. Assistant Maintenance Engineer, MIS Unit, DGFP (Requested to upload this report to DGFP website).
27. Country Project Director, SIAPS/MSH, House: 3, Road: No. 23B, Gulshan-1, Dhaka-1212.
28. Country Director, the World Bank, E-32, Agargaon, Sher-e-Bangla Nagar, Dhaka-1207.
29. Team Leader, Population & Health Team, USAID, Madani Avenue, Baridhara, Dhaka.
30. Country Representative, UNFPA, IDB Bhaban, Agargaon, Sher-E-Bangla Nagar, Dhaka.
31. Managing Director, SMC, SMC Tower, 33 Banani C/A, Dhaka-1213.
32. Documentation Center, IEM Unit, Directorate General of Family Planning, 6 Kawran Bazar, Dhaka.
33. Responsible person of Dispatch Section, MIS Unit, DGFP (Requested to distribute the published 'Family Planning Monthly Logistics Report' to concerned Person/Office/Organization).
34. PA to Director General, Directorate General of Family Planning, 6 Kawran Bazar, Dhaka 1215.
35. Concerned Organization/Person.

Ajoy Ratan Barua
31.05.2020
(Ajoy Ratan Barua)
Deputy Director (MIS)

Table Of Contents

	Page
1. DGFP Stock Status Report	1-2
2. National Receipts Quantity by Product by Month	3
3. National Level Contraceptive Summary Report	4
4. Stock Status Report at Different Levels	5
5. Contraceptive Stock Status by Product at Upazila Store and Field	6-10
6. Contraceptive Stock Status by Product at Regional Warehouses/Upazila	11-31
7. Month-wise Consumption Trend	32-34
8. Report on Upazila and Warehouse Having Stock Out in last month	35

1. DGFP Stock Status Report

Year →	2020												2021												2022										
	4	5	6	7	8	9	10	11	12	1	2	3	4	5	6	7	8	9	10	11	12	1	2	3	4	5	6	7	8	9	10	11			
Min.-Max. →	Min												Max																						
Product ↓	CS - 86.01m : 9.3 MOS																																		
Condom	9.3 MOS												106.13m = 12.0 MOS																						
*AMC = 9.27m													FY 2019-20: 175.75m (69.62m received)																						
	CS - 52.96m : 7.8 MOS																																		
Pill (Total)	7.8 MOS												74m = 10.8 MOS																						
*AMC = 6.81m													FY 2019-20: 50m (2nd Generation)-RPA, 21m (3rd Generation)-RPA																						
	CS (0.710m): 43.3 MOS																								APON : 3m (GOB-RPA)										
IUD	43.3 MOS (October 2023) 																																		
*AMC = 16,401																																			
	CS (10.21m): 11.6 MOS																																		
Injectables	11.6 MOS												13.25m = 15.0 MOS																						
*AMC = 0.878m													FY 2019-20: 13.25m (RPA)																						
	CS-(0.418m) - 11.0 MOS												FY 2019-20: 0.3m																						
Implant	11.0 MOS												0.3m = 7.8 MOS																						
*AMC = 38,085																																			
	<p>Pill (Total): 2nd & 3rd generation Shukhi and APON</p> <p>*AMC is calculated based on past 6-months consumption</p> <p>Data Sources: DGFP/L&S unit, DGFP LMIS web site - https://scmpbd.org/ Central Warehouse WIMS data and Approved DGFP Procurement Plan</p> <p>National min-max stock level is 6 & 10 MOS</p>																																		
	<p>Legend:</p> <ul style="list-style-type: none"> ■ Current Stock (CS): Less than 3 MOS ■ Current Stock (CS): MOS 3.0 to Less than 6 MOS ■ Current Stock (CS): MOS 6 and above ■ Planned for FY 2019-20 ■ Procurement completed, yet to be received ■ Donation AMC = Average Monthly Consumption 																																		

DGFP STOCK STATUS NOTES
(For Contraceptives)
Month: March 2020

CONDOM – Current national stock is 86.01 million pieces and this stock can be used up to December 2020.

- 2019-20: GoB (Rev.) – 175.75 million pcs: DGFP received 69.62 million as of 31st March 2020. Rest 106.13 million is scheduled to deliver to DGFP from April 2020 and onward.

PILL – Current national stock of Oral Contraceptive Pill is 52.96 million cycles which will go up to November 2020.

- 2019-20: GoB (Rev) – 4 million cycles (3rd generation): Goods received in full quantity on 17th February 2020.
- 2019-20: GoB (Rev) – 1 million cycles (POP): Goods received in full quantity on 04/12/2019.
- 2019-20: GoB (RPA) – 50 million cycles (2nd generation): Revised plan. DG – DGFP approved and yet to get approval from MOHFW through CCGP.
- 2019-20: GoB (RPA) – 10 million cycles (3rd generation) Tender re-evaluated on 21-01-2020. MOHFW approval received and contract will be signed 1st week of April.
- 2019-20: GoB (RPA) – 3 million cycles (POP): Tender re-evaluated on 22-01-2020. Contract signed on 12/02/2020. Goods delivered to CWH in March 2020, standing board meeting didn't take place yet.
- 2019-20: GoB (RPA) – 11 million cycles (3rd generation) Revised plan - IFT published on 28/01/2020. TEC held on 23rd March.

IUD – Current national stock is 0.710 million pcs and this stock can be used up to October 2023.

INJECTABLES – Current stock of 10.21 million vials and that can be used up to March 2021.

- 2019-20: GoB (Rev) – 4.23 million vials: DGFP received the full quantity on 11th November 2019
- 2019-20: GoB (RPA) – 13.25 million vials: Tender re-evaluated on 21-01-2020. MOHFW approval received and contract signed on 22/03/2020.

IMPLANT – Current stock is 0.418 million sets and this can be used up to February 2021.

- 2019-20: GoB (RPA) - 300,000 sets: IFT re-published on 20/02/2020 separately for single rod and two rod.

You can also download the previous reports from <http://www.scmpbd.org>

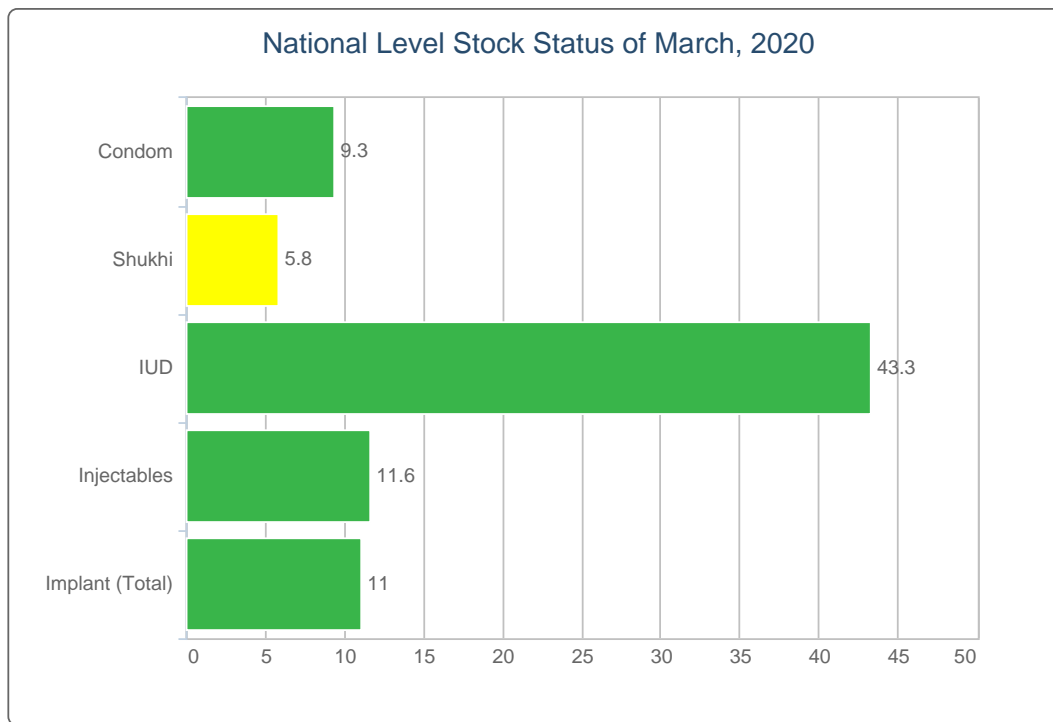
2. National Receipts Quantity by Product by Month

Contraceptive Received Report

Month: March, 2020

Item	Supplier	Receiver	Date Receipts	Qty
ESSENTIAL DRUGS CO. LTD.	Bogura RWH	31/03/20	9,442,800	
KHULNA ESSENTIAL LATEX PLANT (KELP)	Chattogram RWH	31/03/20	18,885,600	
			Total	28,328,400

3. National Level Contraceptive Summary Report

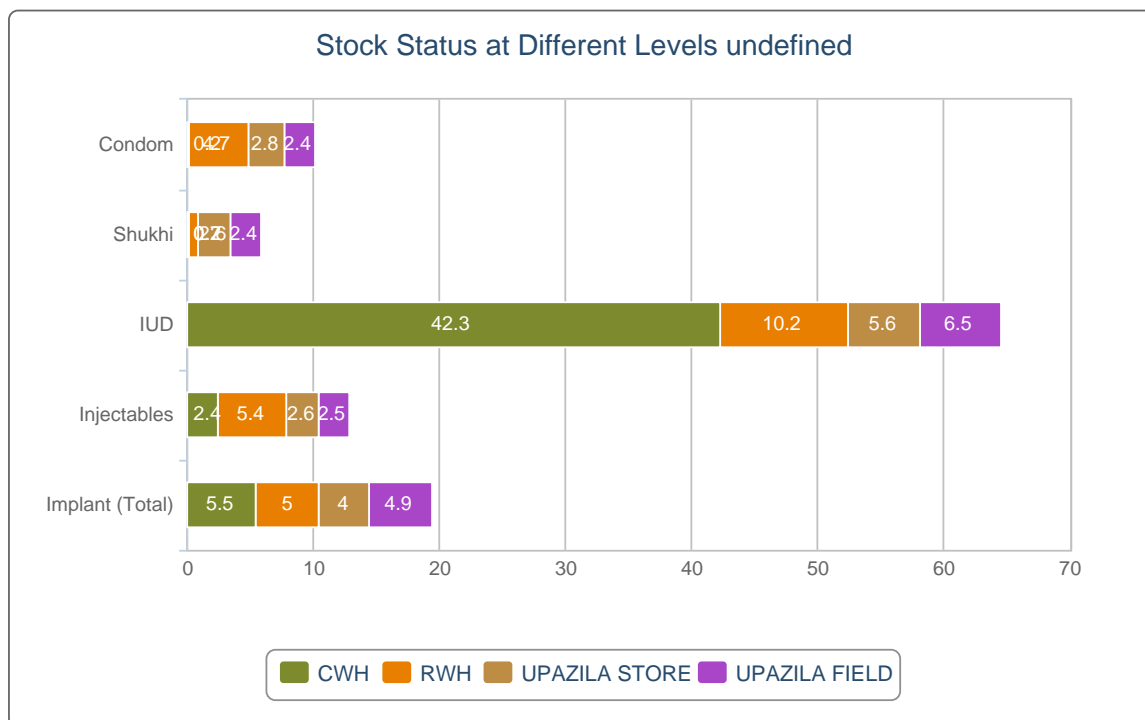


■ MOS less than 4.0
 ■ MOS 4.0 - 7.9
 ■ MOS 8.0 and above
 MOS = Month of Stock

National Level Stock Status of March, 2020

SL	Name of Products	Reported Consumption	Reported Closing Balance	Average Monthly Consumption	MOS
1	Condom	8,506,641	86,005,038	9,280,748	9.3
2	Shukhi	6,273,925	37,857,270	6,535,444	5.8
3	IUD	10,990	710,544	16,401	43.3
4	Injectables	791,221	10,218,837	878,630	11.6
5	Implant (Total)	21,579	418,175	38,087	11.0

4. Stock Status Report at Different Levels

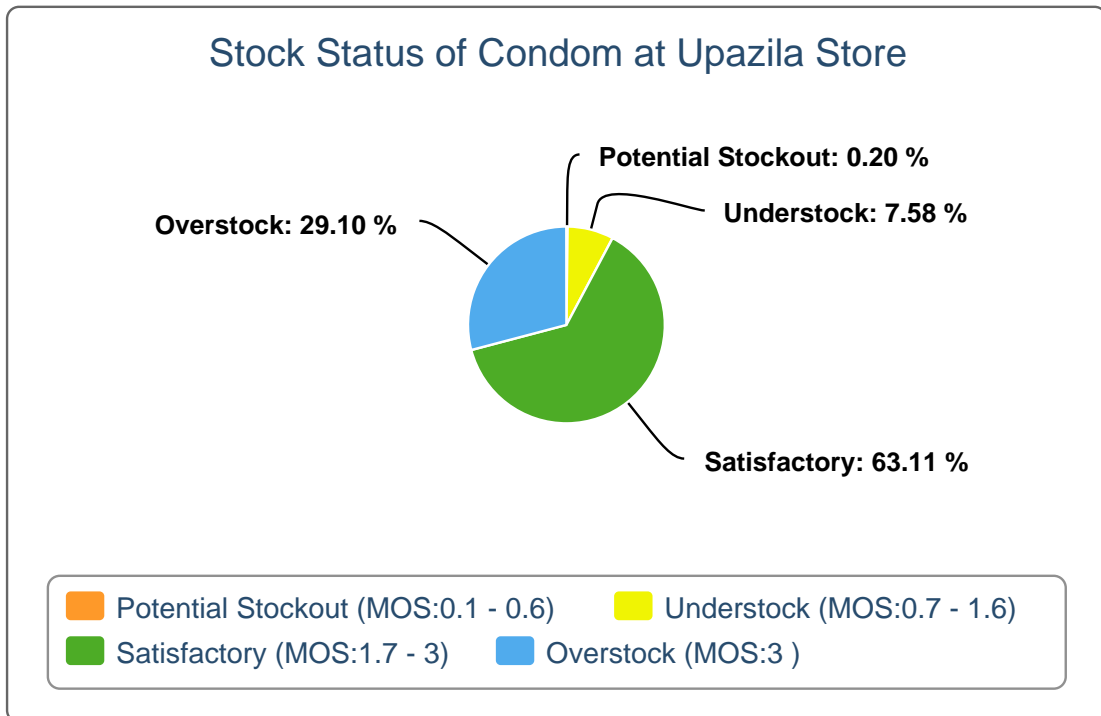


Stock Status at Different Levels March, 2020

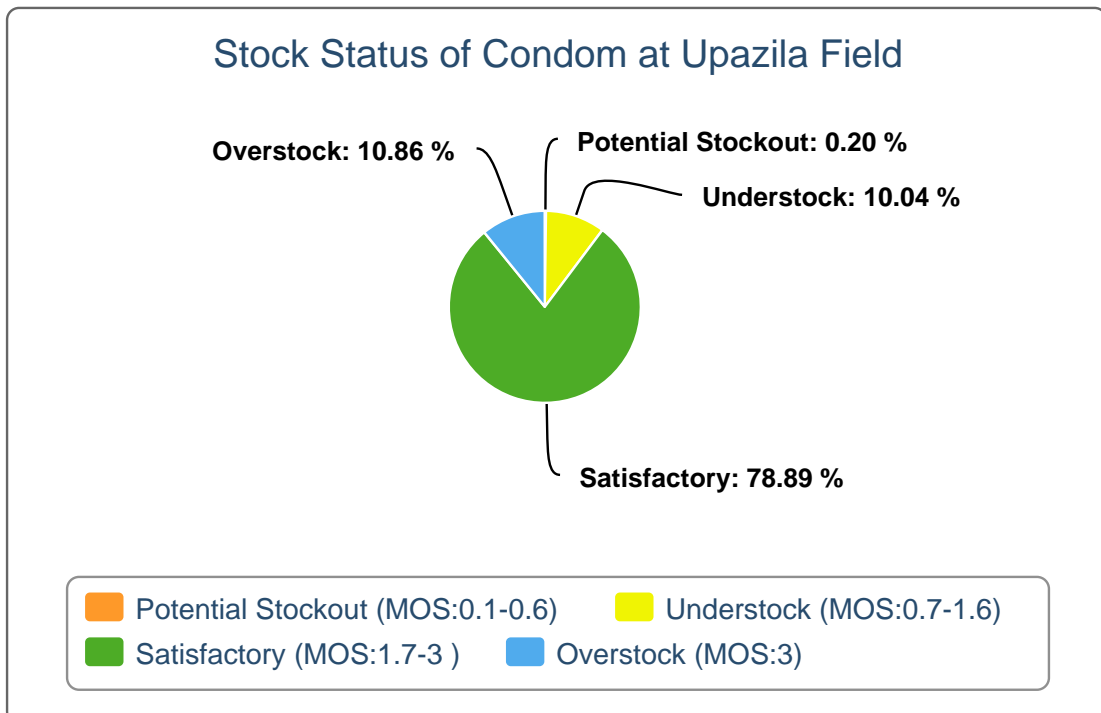
Products	Avg. Consump. of Last 6 Months	CWH Level	MOS	RWH Level	MOS	Upazila Level	MOS	Field Level	MOS	National Level	MOS
Condom	9,280,748	1,617,400	0.2	39,835,800	4.3	23,864,694	2.6	20,687,144	2.2	86,005,038	9.3
Shukhi	6,535,444	1,431,984	0.2	4,604,251	0.7	16,507,156	2.5	15,313,879	2.3	37,857,270	5.8
IUD	16,401	464,650	28.3	112,291	6.8	62,082	3.8	71,521	4.4	710,544	43.3
Injectables	878,630	1,894,781	2.2	4,285,800	4.9	2,061,617	2.3	1,976,639	2.2	10,218,837	11.6
Implant (Total)	38,087	118,693	3.1	108,874	2.9	85,325	2.2	105,283	2.8	418,175	11

5. Contraceptive Stock Status by Product at Upazila Store and Field

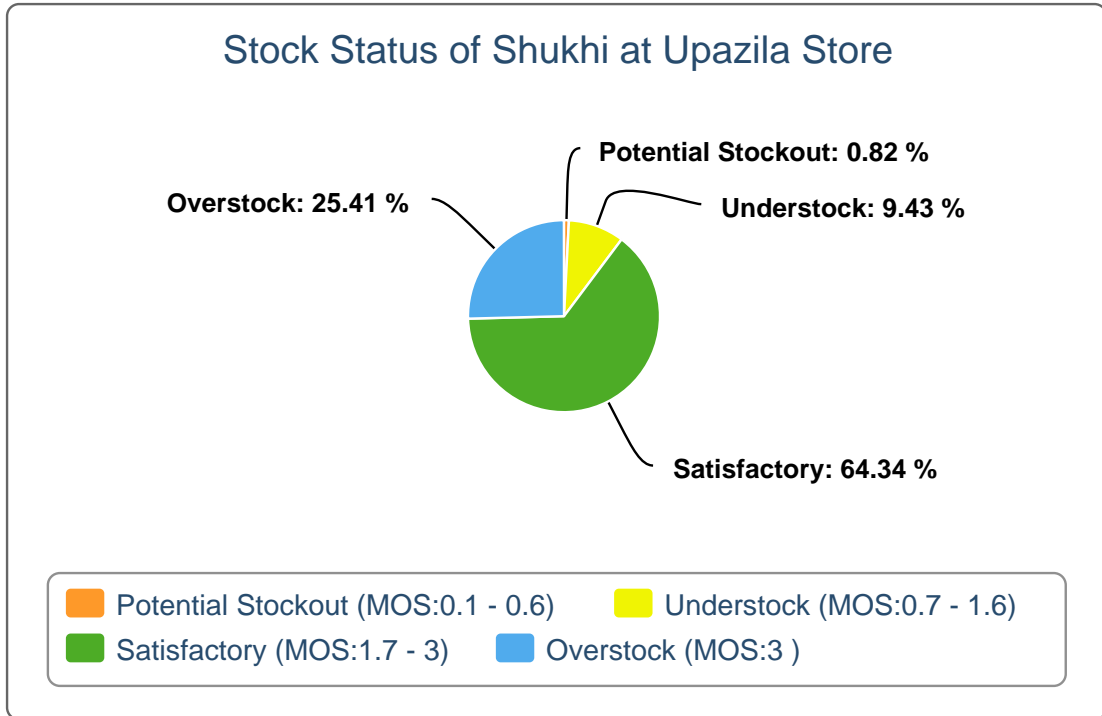
5(a).



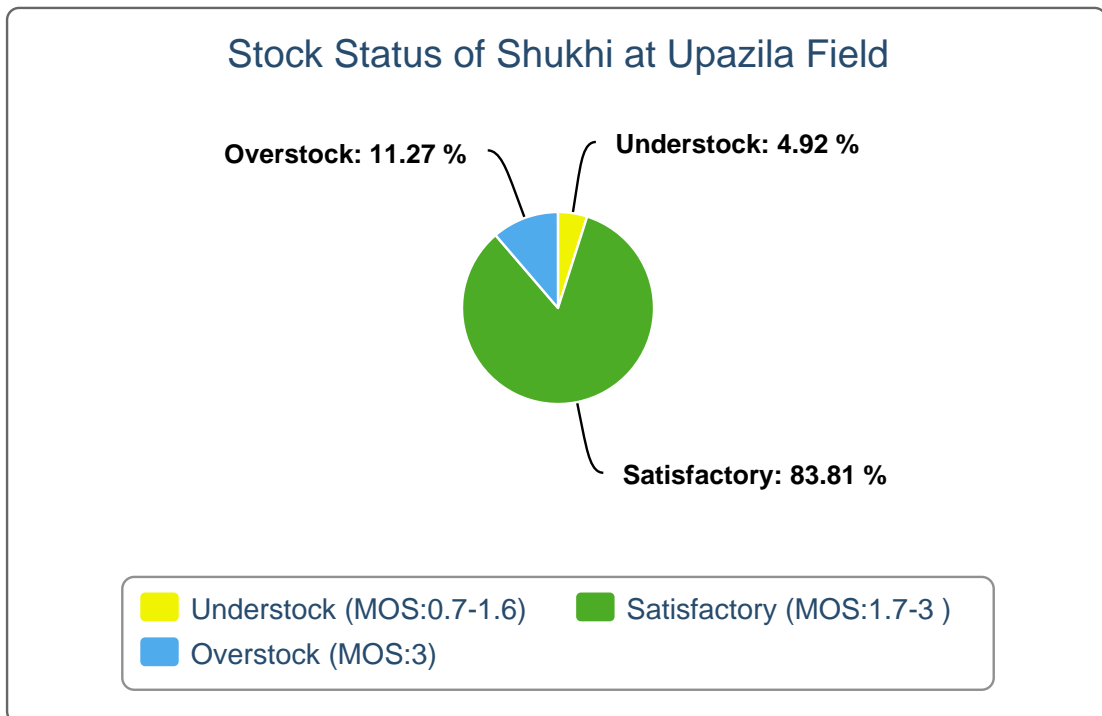
5(b).



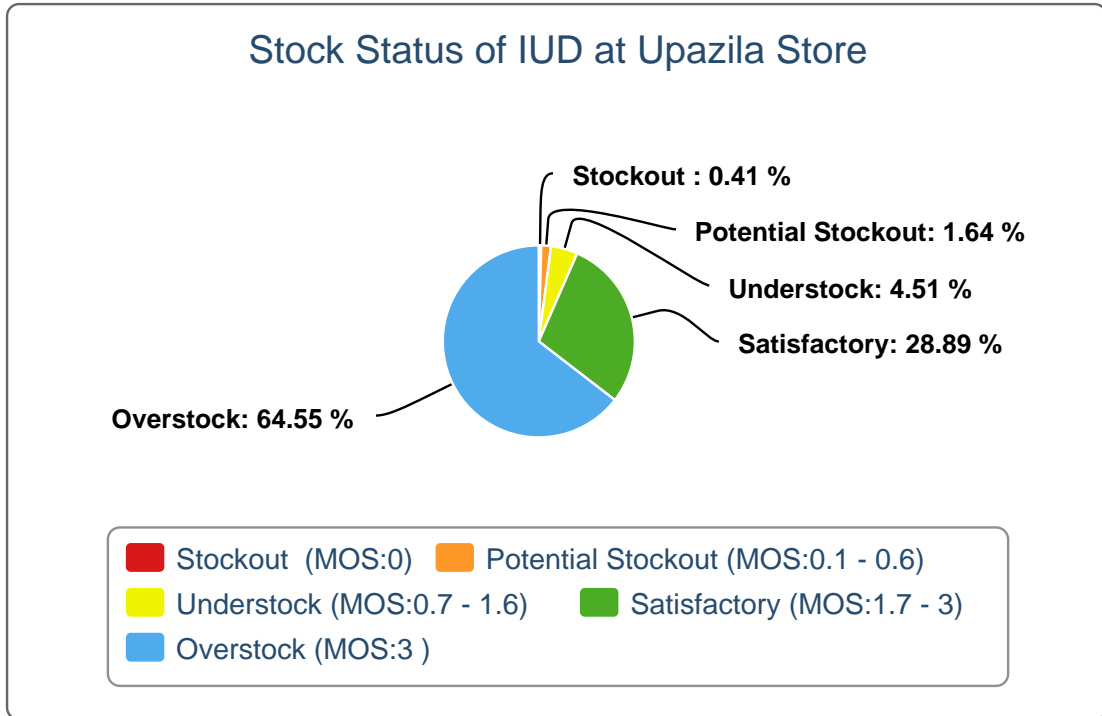
5(c).



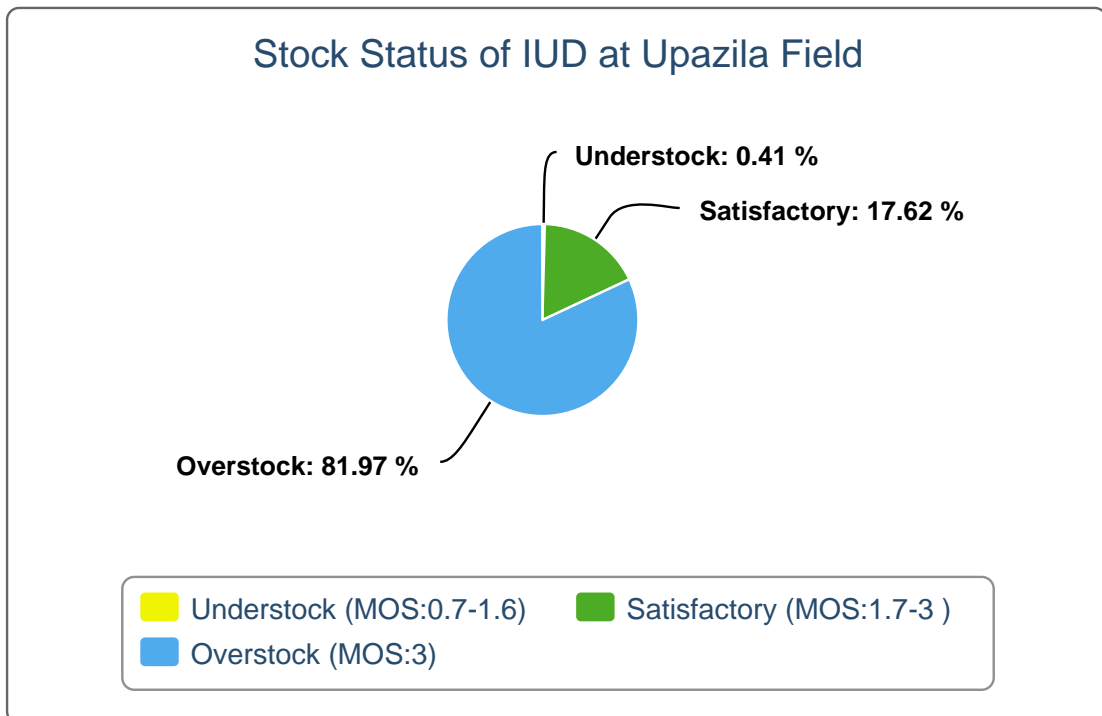
5(d).



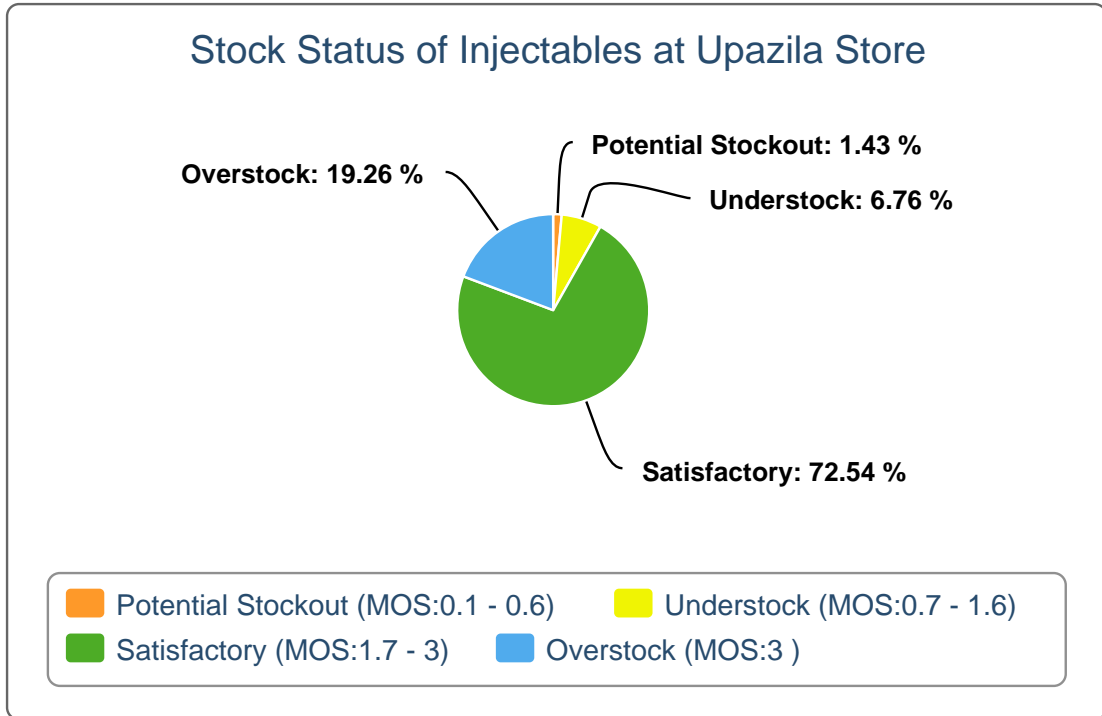
5(e).



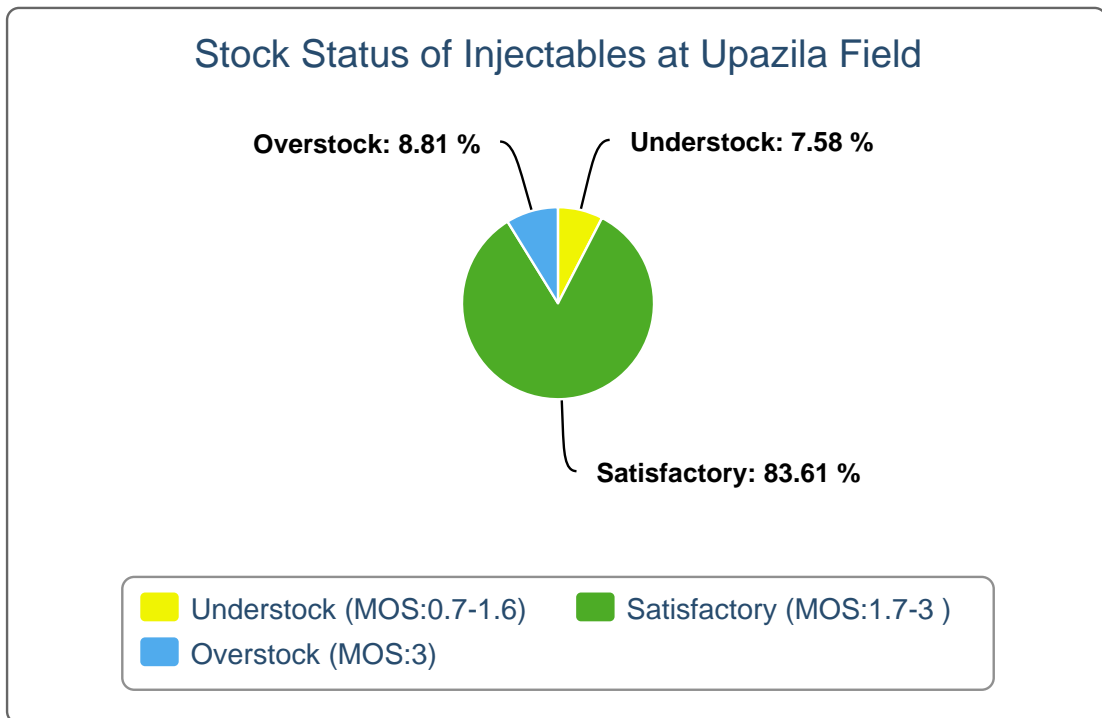
5(f).



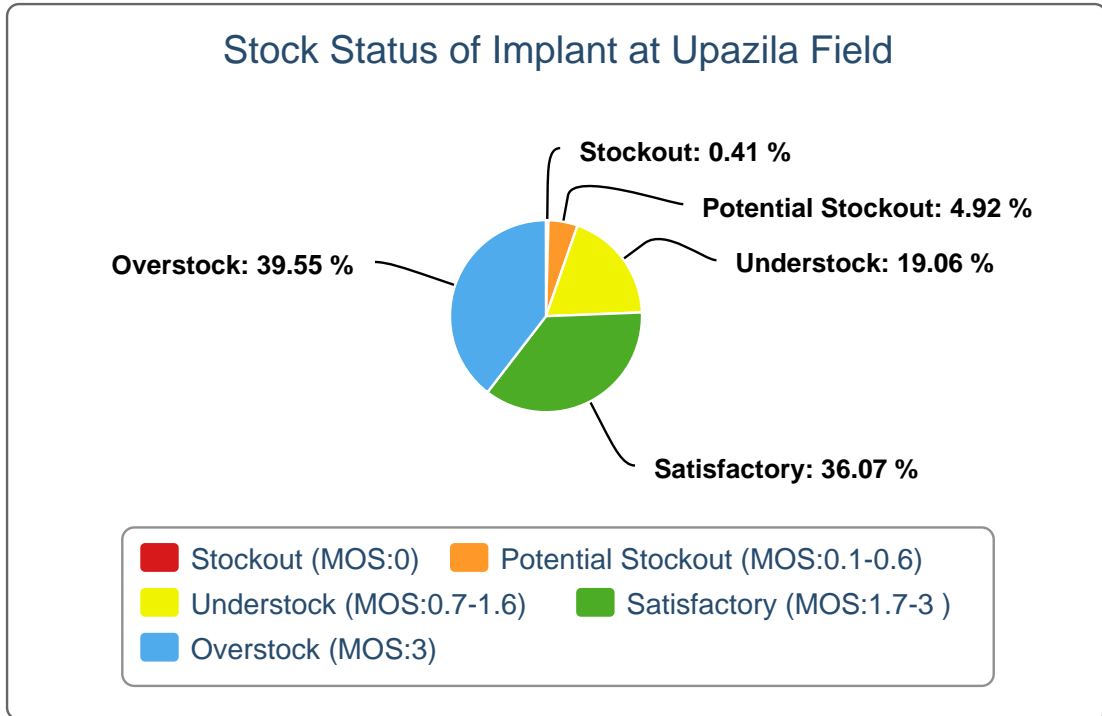
5(g).



5(h).



5(i).



6(a). Contraceptive Stock Status by Product at Regional Warehouses

SL	WH Name	Condom			Shukhi			IUD			Injectables			Implant		
		CBL	AMD	MOS	CBL	AMD	MOS	CBL	AMD	MOS	CBL	AMD	MOS	CBL	AMD	MOS
1	Bandarban RWH	75,600	37,893	2.0	89,280	19,990	4.5	580	120	4.8	13,500	3,071	4.4	900	226	4.0
2	Bhola RWH	162,000	98,404	1.6	136,800	80,173	1.7	2,600	234	11.1	101,000	38,158	2.6	4,150	551	7.5
3	Bogura RWH	4,975,200	557,224	8.9	439,200	366,343	1.2	7,300	677	10.8	96,400	31,653	3.0	10,300	2,700	3.8
4	Chattogram RWH	14,940,200	462,809	32.3	683,681	318,421	2.1	15,280	1,609	9.5	1,396,800	52,774	26.5	14,520	2,823	5.1
5	Cumilla RWH	284,400	514,534	0.6	535,680	338,791	1.6	2,550	1,551	1.6	143,000	63,393	2.3	2,568	2,447	1.0
6	Dhaka CWH	1,617,400	1,373,921	1.2	1,431,984	738,792	1.9	464,650	2,108	220.4	1,894,781	94,927	20.0	118,693	3,213	36.9
7	Dinajpur RWH	795,600	198,070	4.0	84,960	279,661	0.3	3,050	492	6.2	66,000	34,090	1.9	2,950	2,103	1.4
8	Faridpur RWH	1,130,400	616,523	1.8	92,160	378,081	0.2	17,550	1,284	13.7	115,000	43,990	2.6	7,750	2,960	2.6
9	Jamalpur RWH	1,612,800	329,914	4.9	496,800	238,715	2.1	6,500	321	20.2	49,000	28,637	1.7	4,700	1,183	4.0
10	Jashore RWH	630,000	461,721	1.4	10,080	271,290	0.0	2,700	600	4.5	65,200	40,413	1.6	6,800	1,742	3.9
11	Khulna RWH	6,899,200	624,902	11.0	126,890	390,024	0.3	6,725	839	8.0	1,284,500	41,885	30.7	3,650	1,750	2.1
12	Kushtia RWH	360,000	298,982	1.2	90,720	150,903	0.6	2,111	223	9.5	73,300	32,330	2.3	1,850	836	2.2
13	Mymensingh RWH	2,253,600	692,193	3.3	428,400	746,287	0.6	9,500	1,061	9.0	129,500	54,187	2.4	9,000	3,139	2.9
14	Noakhali RWH	43,200	261,739	0.2	142,560	158,761	0.9	6,675	776	8.6	85,900	39,539	2.2	4,736	1,615	2.9
15	Pabna RWH	1,346,400	515,093	2.6	423,360	331,319	1.3	1,700	814	2.1	89,000	45,102	2.0	3,450	1,072	3.2
16	Patuakhali RWH	334,800	118,636	2.8	203,040	146,284	1.4	6,850	406	16.9	71,900	25,080	2.9	5,700	1,553	3.7
17	Rajshahi RWH	1,090,800	640,706	1.7	156,960	286,043	0.5	8,045	481	16.7	140,300	33,235	4.2	4,800	1,654	2.9
18	Rangamati RWH	28,800	45,303	0.6	36,000	34,733	1.0	575	115	5.0	10,000	3,190	3.1	500	247	2.0
19	Rangpur RWH	1,083,600	535,415	2.0	70,560	642,574	0.1	3,125	1,481	2.1	122,000	99,098	1.2	10,500	3,268	3.2
20	Sylhet RWH	990,000	573,782	1.7	279,360	350,763	0.8	5,675	741	7.7	125,500	48,829	2.6	5,550	2,061	2.7
21	Tangail RWH	799,200	322,984	2.5	77,760	267,496	0.3	3,200	468	6.8	108,000	25,049	4.3	4,500	944	4.8

6(b). Contraceptive Stock Status by Product at Upazila

SL	Warehouse Name	Upazila Name	Condom			Shukhi			IUD			Injectables			Implant		
			CBL	AMD	MOS	CBL	AMD	MOS	CBL	AMD	MOS	CBL	AMD	MOS	CBL	AMD	MOS
1	Bandarban RWH	Alikadam	10,776	11,293	1.0	2,892	2,828	1.0	69	18	3.8	876	585	1.5	172	41	4.2
2	Bandarban RWH	Bandarban Sadar	13,300	3,921	3.4	4,940	3,864	1.3	50	33	1.5	2,145	608	3.5	127	39	3.3
3	Bandarban RWH	Lama	7,440	5,806	1.3	3,825	4,386	0.9	93	34	2.7	1,366	720	1.9	212	68	3.1
4	Bandarban RWH	Naikhongchhari	26,472	7,516	3.5	12,870	3,915	3.3	67	9	7.4	2,188	724	3.0	85	14	6.1
5	Bandarban RWH	Rowangchhari	11,376	2,009	5.7	6,195	1,937	3.2	45	5	9.0	616	143	4.3	69	24	2.9
6	Bandarban RWH	Ruma	3,680	4,920	0.7	1,686	1,447	1.2	33	11	3.0	204	125	1.6	85	17	5.0
7	Bandarban RWH	Thanchi	3,876	2,428	1.6	875	1,613	0.5	40	10	4.0	799	166	4.8	100	23	4.3
8	Bhola RWH	Bhola Sadar	28,164	12,359	2.3	20,823	10,094	2.1	251	73	3.4	10,173	4,970	2.0	380	157	2.4
9	Bhola RWH	Burhanuddin	12,178	4,238	2.9	16,335	7,314	2.2	69	20	3.5	5,320	1,448	3.7	100	61	1.6
10	Bhola RWH	Char Fasson	34,000	22,086	1.5	29,415	15,376	1.9	143	33	4.3	18,900	8,820	2.1	170	86	2.0
11	Bhola RWH	Daulat Khan	16,100	5,726	2.8	14,895	6,740	2.2	40	11	3.6	8,000	3,717	2.2	80	33	2.4
12	Bhola RWH	Hizla	18,632	7,543	2.5	11,730	5,180	2.3	52	14	3.7	4,440	1,488	3.0	330	20	16.5
13	Bhola RWH	Lalmohan	33,710	16,297	2.1	26,175	12,924	2.0	88	29	3.0	13,060	6,613	2.0	50	65	0.8
14	Bhola RWH	Manpura	8,492	3,795	2.2	3,937	2,265	1.7	54	4	13.5	3,534	1,783	2.0	20	36	0.6
15	Bhola RWH	Mehendiganj	29,400	12,349	2.4	22,375	9,621	2.3	80	29	2.8	9,634	4,533	2.1	200	22	9.1
16	Bhola RWH	Muladi	17,826	8,755	2.0	9,573	6,895	1.4	46	11	4.2	4,240	1,820	2.3	50	38	1.3
17	Bhola RWH	Tazumuddin	19,532	5,256	3.7	23,820	3,764	6.3	50	10	5.0	6,850	2,966	2.3	42	33	1.3
18	Bogura RWH	Adamdighi	19,200	10,290	1.9	17,070	5,730	3.0	139	24	5.8	758	307	2.5	200	67	3.0
19	Bogura RWH	Akkelpur	19,800	6,228	3.2	16,080	5,487	2.9	60	11	5.5	1,708	433	3.9	300	72	4.2
20	Bogura RWH	Atrai	48,000	12,777	3.8	29,005	11,191	2.6	135	10	13.5	1,975	486	4.1	200	52	3.8
21	Bogura RWH	Badalgachhi	39,332	13,862	2.8	32,325	13,116	2.5	35	6	5.8	3,364	1,524	2.2	200	50	4.0
22	Bogura RWH	Bogura Sadar	202,440	68,048	3.0	38,750	11,594	3.3	269	79	3.4	3,791	1,569	2.4	582	217	2.7
23	Bogura RWH	Dhamoirhat	42,714	11,146	3.8	41,835	9,201	4.5	94	13	7.2	4,621	1,169	4.0	150	22	6.8
24	Bogura RWH	Dhunat	80,400	31,532	2.5	44,510	18,430	2.4	71	22	3.2	4,412	1,939	2.3	400	129	3.1
25	Bogura RWH	Dhupchanchia	30,600	8,755	3.5	20,055	7,466	2.7	91	20	4.6	2,643	764	3.5	500	119	4.2

SL	Warehouse Name	Upazila Name	Condom			Shukhi			IUD			Injectables			Implant		
			CBL	AMD	MOS	CBL	AMD	MOS	CBL	AMD	MOS	CBL	AMD	MOS	CBL	AMD	MOS
26	Bogura RWH	Gabtali	87,900	36,040	2.4	48,465	17,192	2.8	97	12	8.1	5,899	2,544	2.3	400	126	3.2
27	Bogura RWH	Ghoraghat	20,900	5,580	3.7	11,895	5,719	2.1	76	17	4.5	1,361	336	4.1	150	54	2.8
28	Bogura RWH	Hakimpur	20,200	7,526	2.7	7,221	3,564	2.0	86	10	8.6	14	260	0.1	100	43	2.3
29	Bogura RWH	Joypurhat Sadar	47,452	21,312	2.2	28,575	11,442	2.5	145	43	3.4	3,160	857	3.7	550	198	2.8
30	Bogura RWH	Kahaloo	43,164	18,000	2.4	23,595	10,701	2.2	173	34	5.1	2,240	916	2.4	300	129	2.3
31	Bogura RWH	Kalai	30,920	6,891	4.5	26,460	8,295	3.2	110	10	11.0	1,520	517	2.9	300	56	5.4
32	Bogura RWH	Khetlal	30,944	8,104	3.8	23,430	4,650	5.0	70	9	7.8	1,392	257	5.4	200	79	2.5
33	Bogura RWH	Mahadebpur	69,012	15,803	4.4	55,725	15,501	3.6	48	16	3.0	4,526	925	4.9	320	67	4.8
34	Bogura RWH	Manda	82,300	23,192	3.5	57,600	29,809	1.9	483	86	5.6	6,117	1,886	3.2	60	97	0.6
35	Bogura RWH	Nandigram	29,100	9,294	3.1	29,460	10,432	2.8	65	6	10.8	960	397	2.4	200	48	4.2
36	Bogura RWH	Naogaon Sadar	107,576	26,512	4.1	53,355	17,791	3.0	202	18	11.2	6,891	1,360	5.1	454	110	4.1
37	Bogura RWH	Niamatpur	93,432	16,354	5.7	55,515	14,803	3.8	71	17	4.2	3,730	914	4.1	350	81	4.3
38	Bogura RWH	Panchbibi	43,433	14,078	3.1	20,733	8,424	2.5	91	17	5.4	1,611	780	2.1	252	131	1.9
39	Bogura RWH	Patnitala	45,600	12,406	3.7	34,772	9,955	3.5	116	12	9.7	2,564	573	4.5	202	50	4.0
40	Bogura RWH	Porsha	45,072	10,336	4.4	32,310	8,536	3.8	62	14	4.4	1,580	517	3.1	50	27	1.9
41	Bogura RWH	Raninagar	27,708	13,368	2.1	31,170	12,002	2.6	145	7	20.7	2,403	521	4.6	250	30	8.3
42	Bogura RWH	Sapahar	72,026	10,704	6.7	34,622	9,966	3.5	101	8	12.6	2,761	1,054	2.6	50	36	1.4
43	Bogura RWH	Sariakandi	53,496	13,269	4.0	23,460	8,016	2.9	247	33	7.5	2,544	1,168	2.2	550	154	3.6
44	Bogura RWH	Shajahanpur	112,352	46,803	2.4	45,320	16,793	2.7	87	27	3.2	2,906	1,217	2.4	400	115	3.5
45	Bogura RWH	Sherpur	95,300	34,410	2.8	47,910	18,451	2.6	73	25	2.9	3,835	1,785	2.1	400	114	3.5
46	Bogura RWH	Shibganj	63,500	23,034	2.8	49,920	22,853	2.2	90	15	6.0	7,700	3,517	2.2	500	111	4.5
47	Bogura RWH	Sonatola	58,100	21,570	2.7	47,295	19,233	2.5	290	56	5.2	2,591	1,161	2.2	200	116	1.7
48	Chattogram RWH	Anowara	14,100	10,306	1.4	9,975	9,837	1.0	67	31	2.2	627	903	0.7	50	51	1.0
49	Chattogram RWH	Banshkhali	17,172	13,428	1.3	12,150	11,921	1.0	217	37	5.9	2,650	2,125	1.2	100	183	0.5
50	Chattogram RWH	Boalkhali	11,348	10,302	1.1	10,049	10,382	1.0	59	33	1.8	510	514	1.0	100	41	2.4

SL	Warehouse Name	Upazila Name	Condom			Shukhi			IUD			Injectables			Implant		
			CBL	AMD	MOS	CBL	AMD	MOS	CBL	AMD	MOS	CBL	AMD	MOS	CBL	AMD	MOS
51	Chattogram RWH	Chakaria	37,944	18,148	2.1	31,675	14,906	2.1	170	67	2.5	7,888	3,559	2.2	300	127	2.4
52	Chattogram RWH	Chandanaish	20,700	8,977	2.3	14,430	7,755	1.9	91	39	2.3	1,909	822	2.3	101	57	1.8
53	Chattogram RWH	Cox's Bazar Sadar	64,668	30,427	2.1	37,980	16,798	2.3	540	73	7.4	6,170	3,285	1.9	1,015	113	9.0
54	Chattogram RWH	Dighinala	9,888	8,564	1.2	9,600	8,352	1.1	64	22	2.9	1,345	914	1.5	100	54	1.9
55	Chattogram RWH	Double Mooring	127,956	55,390	2.3	28,530	12,885	2.2	567	243	2.3	8,957	4,126	2.2	580	251	2.3
56	Chattogram RWH	Fatikchhari	55,500	24,223	2.3	35,285	17,154	2.1	131	38	3.4	4,690	2,190	2.1	50	231	0.2
57	Chattogram RWH	Hathazari	67,725	31,049	2.2	34,750	16,658	2.1	150	38	3.9	2,702	1,243	2.2	200	60	3.3
58	Chattogram RWH	Khagrachhari Sadar	15,392	6,297	2.4	12,660	6,191	2.0	160	69	2.3	1,526	743	2.1	80	21	3.8
59	Chattogram RWH	Kutubdia	21,108	2,604	8.1	21,510	2,974	7.2	275	16	17.2	11,625	964	12.1	1,000	160	6.3
60	Chattogram RWH	Lakshmichhari	15,792	1,223	12.9	7,605	2,088	3.6	49	9	5.4	323	108	3.0	100	16	6.3
61	Chattogram RWH	Lohagara	15,178	7,184	2.1	15,075	8,175	1.8	168	21	8.0	2,446	1,394	1.8	250	40	6.3
62	Chattogram RWH	Mahalchhari	10,532	3,204	3.3	9,030	4,133	2.2	49	8	6.1	639	268	2.4	110	45	2.4
63	Chattogram RWH	Maheshkhali	15,168	8,220	1.8	34,595	16,643	2.1	82	47	1.7	5,988	3,051	2.0	128	99	1.3
64	Chattogram RWH	Manikchhari	5,072	1,223	4.1	5,085	1,759	2.9	70	4	17.5	1,103	483	2.3	120	18	6.7
65	Chattogram RWH	Matiranga	15,500	8,105	1.9	15,430	7,389	2.1	170	37	4.6	1,996	909	2.2	402	65	6.2
66	Chattogram RWH	Mirsharai	32,976	13,473	2.4	30,199	13,210	2.3	186	62	3.0	4,973	2,112	2.4	400	77	5.2
67	Chattogram RWH	Panchhari	10,012	3,578	2.8	5,250	4,362	1.2	19	8	2.4	312	204	1.5	150	24	6.3
68	Chattogram RWH	Panchlaish	71,984	42,623	1.7	21,360	9,922	2.2	371	150	2.5	6,750	3,048	2.2	29	137	0.2
69	Chattogram RWH	Patiya	50,800	21,445	2.4	40,920	18,563	2.2	345	152	2.3	4,620	2,147	2.2	220	150	1.5
70	Chattogram RWH	Pekua	12,000	7,186	1.7	12,585	6,476	1.9	90	24	3.8	4,321	2,264	1.9	100	70	1.4
71	Chattogram RWH	Ramgarh	9,616	3,812	2.5	10,845	4,442	2.4	22	4	5.5	694	255	2.7	110	48	2.3
72	Chattogram RWH	Ramu	16,600	8,660	1.9	15,030	6,845	2.2	106	37	2.9	5,061	2,265	2.2	150	100	1.5
73	Chattogram RWH	Rangunia	22,024	20,767	1.1	13,095	12,824	1.0	132	66	2.0	1,805	1,637	1.1	100	48	2.1
74	Chattogram RWH	Raozan	37,146	15,977	2.3	24,975	11,841	2.1	185	69	2.7	2,905	1,289	2.3	900	147	6.1
75	Chattogram RWH	Sandwip	27,970	9,367	3.0	25,770	11,215	2.3	134	41	3.3	7,619	1,157	6.6	50	92	0.5

SL	Warehouse Name	Upazila Name	Condom			Shukhi			IUD			Injectables			Implant		
			CBL	AMD	MOS	CBL	AMD	MOS	CBL	AMD	MOS	CBL	AMD	MOS	CBL	AMD	MOS
76	Chattogram RWH	Satkania	31,108	12,021	2.6	20,355	9,395	2.2	117	26	4.5	1,685	844	2.0	250	62	4.0
77	Chattogram RWH	Sitakunda	42,596	19,289	2.2	26,340	12,567	2.1	193	55	3.5	3,824	1,738	2.2	200	44	4.5
78	Chattogram RWH	Teknaf	31,552	29,275	1.1	8,815	14,325	0.6	136	52	2.6	4,034	4,578	0.9	420	118	3.6
79	Chattogram RWH	Ukhia	64,816	6,462	10.0	2,470	6,434	0.4	260	31	8.4	3,031	1,635	1.9	400	74	5.4
80	Cumilla RWH	Akhaura	37,400	7,517	5.0	26,181	5,077	5.2	125	11	11.4	2,137	754	2.8	60	27	2.2
81	Cumilla RWH	Ashuganj	80,100	14,476	5.5	33,040	6,360	5.2	195	25	7.8	5,460	792	6.9	300	56	5.4
82	Cumilla RWH	Banchhampur	81,600	16,354	5.0	45,975	8,346	5.5	167	36	4.6	4,959	1,757	2.8	400	153	2.6
83	Cumilla RWH	Barura	57,640	17,098	3.4	26,225	17,325	1.5	266	58	4.6	3,598	3,000	1.2	300	54	5.6
84	Cumilla RWH	Bijoyagar	55,308	14,544	3.8	29,926	9,358	3.2	149	23	6.5	2,154	1,604	1.3	400	50	8.0
85	Cumilla RWH	Brahman Para	34,000	6,632	5.1	28,750	7,164	4.0	107	26	4.1	977	684	1.4	11	50	0.2
86	Cumilla RWH	Brahmanbaria Sadar	126,960	24,400	5.2	88,875	9,733	9.1	203	57	3.6	5,489	2,306	2.4	15	102	0.1
87	Cumilla RWH	Burichang	100,700	23,473	4.3	48,535	14,675	3.3	75	64	1.2	1,876	1,926	1.0	200	101	2.0
88	Cumilla RWH	Chandina	84,176	16,485	5.1	32,915	14,263	2.3	162	46	3.5	5,825	2,714	2.1	100	47	2.1
89	Cumilla RWH	Chandpur Sadar	74,300	14,327	5.2	54,940	12,735	4.3	366	112	3.3	7,550	2,506	3.0	290	143	2.0
90	Cumilla RWH	Chauddagam	52,036	17,804	2.9	52,875	14,998	3.5	287	38	7.6	5,420	3,465	1.6	100	49	2.0
91	Cumilla RWH	Cumilla Adarsha Sadar	35,300	40,220	0.9	35,665	16,354	2.2	146	137	1.1	368	3,195	0.1	212	168	1.3
92	Cumilla RWH	Cumilla Sadar Dakshin	41,900	18,244	2.3	13,620	15,319	0.9	226	47	4.8	1,096	2,782	0.4	190	52	3.7
93	Cumilla RWH	Daudkandi	70,728	10,817	6.5	38,580	8,488	4.5	367	69	5.3	3,480	1,633	2.1	100	41	2.4
94	Cumilla RWH	Debidwar	123,600	18,337	6.7	60,365	14,936	4.0	331	133	2.5	6,764	2,895	2.3	200	46	4.3
95	Cumilla RWH	Faridganj	99,600	11,994	8.3	51,780	10,272	5.0	190	73	2.6	3,110	2,708	1.1	100	185	0.5
96	Cumilla RWH	Haim Char	19,100	2,683	7.1	17,820	4,003	4.5	86	6	14.3	1,521	456	3.3	100	29	3.4
97	Cumilla RWH	Hajiganj	71,800	6,991	10.3	46,035	9,941	4.6	256	39	6.6	4,013	1,912	2.1	300	76	3.9
98	Cumilla RWH	Homna	72,152	14,498	5.0	42,900	6,968	6.2	186	35	5.3	3,235	1,206	2.7	222	37	6.0
99	Cumilla RWH	Kachua	109,516	14,751	7.4	55,125	11,995	4.6	223	48	4.6	377	3,674	0.1	200	69	2.9
100	Cumilla RWH	Kasba	85,400	19,466	4.4	58,005	11,634	5.0	119	25	4.8	2,450	1,155	2.1	50	66	0.8

SL	Warehouse Name	Upazila Name	Condom			Shukhi			IUD			Injectables			Implant		
			CBL	AMD	MOS	CBL	AMD	MOS	CBL	AMD	MOS	CBL	AMD	MOS	CBL	AMD	MOS
101	Cumilla RWH	Laksam	54,100	11,982	4.5	40,440	8,042	5.0	178	44	4.0	3,791	1,689	2.2	160	45	3.6
102	Cumilla RWH	Manoharganj	48,800	9,559	5.1	37,950	7,519	5.0	103	14	7.4	2,661	1,150	2.3	100	31	3.2
103	Cumilla RWH	Matlab Dakshin	56,000	12,755	4.4	34,017	6,549	5.2	274	32	8.6	3,542	1,783	2.0	165	63	2.6
104	Cumilla RWH	Matlab Uttar	54,900	17,042	3.2	52,405	10,192	5.1	197	60	3.3	3,819	1,459	2.6	100	113	0.9
105	Cumilla RWH	Meghna	43,100	5,060	8.5	32,025	3,839	8.3	100	19	5.3	2,265	800	2.8	195	60	3.3
106	Cumilla RWH	Muradnagar	108,768	35,887	3.0	56,505	17,683	3.2	224	90	2.5	6,511	2,957	2.2	400	83	4.8
107	Cumilla RWH	Nabinagar	123,548	26,323	4.7	33,390	14,828	2.3	21	13	1.6	4,524	1,766	2.6	200	111	1.8
108	Cumilla RWH	Nangalkot	77,600	21,875	3.5	43,405	9,610	4.5	216	44	4.9	4,754	2,517	1.9	100	84	1.2
109	Cumilla RWH	Nasirnagar	70,272	15,393	4.6	42,490	11,669	3.6	160	33	4.8	2,721	1,133	2.4	250	74	3.4
110	Cumilla RWH	Sarail	82,400	15,248	5.4	49,305	8,927	5.5	155	26	6.0	4,001	1,618	2.5	250	89	2.8
111	Cumilla RWH	Shahrasti	22,100	4,045	5.5	32,190	6,225	5.2	178	20	8.9	2,049	1,916	1.1	100	53	1.9
112	Cumilla RWH	Titas	75,156	8,254	9.1	37,590	3,764	10.0	153	48	3.2	3,041	1,481	2.1	217	40	5.4
113	Dhaka CWH	Araihazar	34,800	13,789	2.5	41,295	21,464	1.9	130	43	3.0	4,400	2,289	1.9	0	105	0.0
114	Dhaka CWH	Bandar	85,500	41,705	2.1	36,295	16,872	2.2	76	36	2.1	4,418	2,310	1.9	140	81	1.7
115	Dhaka CWH	Belabo	28,572	11,449	2.5	21,885	10,096	2.2	48	21	2.3	2,145	1,035	2.1	100	65	1.5
116	Dhaka CWH	Daulatpur	29,668	12,048	2.5	20,895	9,448	2.2	115	9	12.8	1,962	1,002	2.0	60	66	0.9
117	Dhaka CWH	Dhamrai	52,300	25,477	2.1	32,941	21,522	1.5	283	121	2.3	3,352	1,521	2.2	350	62	5.6
118	Dhaka CWH	Dohar	28,124	12,000	2.3	14,253	6,273	2.3	51	19	2.7	1,331	590	2.3	100	49	2.0
119	Dhaka CWH	Gazaria	21,632	8,591	2.5	19,235	7,681	2.5	59	11	5.4	1,217	544	2.2	81	38	2.1
120	Dhaka CWH	Gazipur Sadar	54,408	44,641	1.2	32,790	21,864	1.5	113	39	2.9	4,171	1,776	2.3	0	75	0.0
121	Dhaka CWH	Ghior	41,976	19,774	2.1	19,395	9,361	2.1	134	13	10.3	2,060	970	2.1	200	44	4.5
122	Dhaka CWH	Harirampur	38,868	17,427	2.2	11,970	5,939	2.0	178	7	25.4	877	402	2.2	0	65	0.0
123	Dhaka CWH	Kaliakair	54,656	25,531	2.1	40,250	19,331	2.1	74	23	3.2	1,718	814	2.1	0	58	0.0
124	Dhaka CWH	Kaliganj	55,076	25,896	2.1	30,585	15,245	2.0	205	10	20.5	2,680	1,279	2.1	300	28	10.7
125	Dhaka CWH	Kapasia	38,364	17,092	2.2	25,905	12,242	2.1	66	11	6.0	1,430	670	2.1	50	60	0.8

SL	Warehouse Name	Upazila Name	Condom			Shukhi			IUD			Injectables			Implant		
			CBL	AMD	MOS	CBL	AMD	MOS	CBL	AMD	MOS	CBL	AMD	MOS	CBL	AMD	MOS
126	Dhaka CWH	Keraniganj	71,368	45,426	1.6	52,050	25,193	2.1	396	92	4.3	5,866	3,065	1.9	456	128	3.6
127	Dhaka CWH	Lohajang	23,540	10,164	2.3	12,705	5,844	2.2	57	19	3.0	1,624	657	2.5	100	49	2.0
128	Dhaka CWH	Manikganj Sadar	81,300	39,921	2.0	38,775	14,192	2.7	164	26	6.3	4,084	1,643	2.5	100	100	1.0
129	Dhaka CWH	Manohardi	44,800	23,461	1.9	23,235	11,890	2.0	131	39	3.4	4,347	2,044	2.1	0	41	0.0
130	Dhaka CWH	Mirpur	24,000	149,267	0.2	11,925	32,557	0.4	790	313	2.5	11,816	8,519	1.4	170	361	0.5
131	Dhaka CWH	Munshiganj Sadar	61,752	29,382	2.1	35,802	17,674	2.0	80	29	2.8	3,183	1,651	1.9	50	65	0.8
132	Dhaka CWH	Narayanganj Sadar	106,516	87,952	1.2	90,790	49,541	1.8	270	81	3.3	17,109	8,230	2.1	125	181	0.7
133	Dhaka CWH	Narsingdi Sadar	145,991	72,258	2.0	57,698	64,496	0.9	262	100	2.6	21,404	11,371	1.9	0	139	0.0
134	Dhaka CWH	Nawabganj	51,188	22,494	2.3	25,176	12,235	2.1	236	20	11.8	1,951	939	2.1	400	57	7.0
135	Dhaka CWH	Palash	25,200	11,165	2.3	22,665	10,373	2.2	60	21	2.9	2,458	1,205	2.0	0	48	0.0
136	Dhaka CWH	Roypura	104,916	53,504	2.0	41,880	22,279	1.9	212	85	2.5	16,133	6,477	2.5	528	35	15.1
137	Dhaka CWH	Rupganj	59,560	37,142	1.6	64,270	32,270	2.0	165	52	3.2	6,307	3,145	2.0	0	76	0.0
138	Dhaka CWH	Saturia	13,500	9,878	1.4	12,720	7,688	1.7	94	20	4.7	1,577	660	2.4	100	61	1.6
139	Dhaka CWH	Savar	184,200	76,029	2.4	44,641	31,731	1.4	304	122	2.5	7,738	3,784	2.0	850	124	6.9
140	Dhaka CWH	Serajdikhan	37,448	17,075	2.2	35,650	15,312	2.3	115	39	2.9	3,148	1,381	2.3	200	55	3.6
141	Dhaka CWH	Shibalaya	30,600	17,760	1.7	18,690	8,563	2.2	57	15	3.8	3,470	1,515	2.3	350	59	5.9
142	Dhaka CWH	Shibpur	44,076	21,671	2.0	32,130	15,251	2.1	84	25	3.4	3,752	1,760	2.1	0	73	0.0
143	Dhaka CWH	Singair	54,252	26,837	2.0	28,565	13,533	2.1	115	18	6.4	1,898	929	2.0	10	69	0.1
144	Dhaka CWH	Sonargaon	61,684	29,256	2.1	42,420	21,280	2.0	173	54	3.2	5,745	2,817	2.0	100	70	1.4
145	Dhaka CWH	Sreenagar	69,760	28,777	2.4	32,345	15,523	2.1	330	35	9.4	3,074	1,280	2.4	600	39	15.4
146	Dhaka CWH	Sreepur	40,560	31,598	1.3	23,145	26,405	0.9	160	28	5.7	3,999	1,920	2.1	0	100	0.0
147	Dhaka CWH	Tejgaon	246,000	221,051	1.1	254,160	90,893	2.8	1,150	449	2.6	30,125	13,555	2.2	725	381	1.9
148	Dhaka CWH	Tongi	53,302	24,786	2.2	18,480	7,574	2.4	108	56	1.9	2,450	747	3.3	610	79	7.7
149	Dhaka CWH	Tongibari	25,516	11,647	2.2	21,225	9,157	2.3	77	7	11.0	988	431	2.3	300	27	11.1
150	Dinajpur RWH	Atwari	37,880	5,157	7.3	39,912	9,055	4.4	68	10	6.8	2,514	1,041	2.4	0	36	0.0

SL	Warehouse Name	Upazila Name	Condom			Shukhi			IUD			Injectables			Implant		
			CBL	AMD	MOS	CBL	AMD	MOS	CBL	AMD	MOS	CBL	AMD	MOS	CBL	AMD	MOS
151	Dinajpur RWH	Baliadangi	24,500	4,237	5.8	52,140	8,352	6.2	52	9	5.8	2,700	1,837	1.5	0	36	0.0
152	Dinajpur RWH	Biral	25,326	8,836	2.9	58,005	11,362	5.1	70	23	3.0	2,599	1,139	2.3	310	95	3.3
153	Dinajpur RWH	Birampur	18,900	6,044	3.1	63,555	5,745	11.1	40	17	2.4	901	278	3.2	100	67	1.5
154	Dinajpur RWH	Birganj	16,944	10,823	1.6	30,480	19,785	1.5	50	50	1.0	1,662	1,654	1.0	50	220	0.2
155	Dinajpur RWH	Bochaganj	27,310	5,705	4.8	43,980	8,720	5.0	106	32	3.3	1,693	609	2.8	400	130	3.1
156	Dinajpur RWH	Boda	19,000	9,847	1.9	25,560	18,101	1.4	68	12	5.7	5,744	2,520	2.3	0	105	0.0
157	Dinajpur RWH	Chirirbandar	18,890	7,477	2.5	29,670	14,012	2.1	69	16	4.3	2,502	1,118	2.2	300	140	2.1
158	Dinajpur RWH	Debiganj	33,000	10,990	3.0	44,895	23,636	1.9	47	29	1.6	4,568	3,585	1.3	0	69	0.0
159	Dinajpur RWH	Dinajpur Sadar	58,500	25,689	2.3	67,815	19,157	3.5	123	42	2.9	6,293	2,628	2.4	50	310	0.2
160	Dinajpur RWH	Fulbari	17,604	5,167	3.4	57,990	5,195	11.2	62	17	3.6	1,031	241	4.3	100	72	1.4
161	Dinajpur RWH	Haripur	27,400	11,357	2.4	28,875	10,878	2.7	8	10	0.8	3,268	1,578	2.1	0	18	0.0
162	Dinajpur RWH	Kaharole	19,000	3,675	5.2	34,820	9,226	3.8	98	28	3.5	1,738	637	2.7	200	105	1.9
163	Dinajpur RWH	Khansama	30,384	4,246	7.2	42,918	12,847	3.3	13	27	0.5	1,882	1,142	1.6	10	122	0.1
164	Dinajpur RWH	Nawabganj	27,200	8,793	3.1	38,220	11,732	3.3	83	8	10.4	2,850	1,195	2.4	0	61	0.0
165	Dinajpur RWH	Panchagarh Sadar	21,856	10,324	2.1	24,222	14,635	1.7	76	17	4.5	4,518	2,083	2.2	0	74	0.0
166	Dinajpur RWH	Parbatipur	40,080	20,763	1.9	32,663	19,740	1.7	165	51	3.2	4,612	2,077	2.2	400	156	2.6
167	Dinajpur RWH	Pirganj	39,200	6,556	6.0	61,580	10,311	6.0	72	24	3.0	7,420	1,459	5.1	200	63	3.2
168	Dinajpur RWH	Ranisankail	23,808	4,751	5.0	41,655	11,547	3.6	51	11	4.6	2,194	1,051	2.1	200	52	3.8
169	Dinajpur RWH	Tentulia	14,200	6,295	2.3	9,960	7,962	1.3	36	13	2.8	2,206	627	3.5	150	26	5.8
170	Dinajpur RWH	Thakurgaon Sadar	47,596	21,338	2.2	72,360	27,663	2.6	175	46	3.8	11,482	5,591	2.1	0	146	0.0
171	Faridpur RWH	Agailjhara	25,222	6,550	3.9	21,297	7,381	2.9	80	13	6.2	2,194	637	3.4	100	37	2.7
172	Faridpur RWH	Alfadanga	83,400	6,269	13.3	5,895	3,136	1.9	13	11	1.2	1,280	504	2.5	200	69	2.9
173	Faridpur RWH	Babuganj	17,900	5,622	3.2	18,885	6,265	3.0	123	24	5.1	2,418	591	4.1	0	42	0.0
174	Faridpur RWH	Baliakandi	66,726	25,374	2.6	37,488	11,428	3.3	103	32	3.2	4,542	1,284	3.5	250	74	3.4
175	Faridpur RWH	Banari Para	21,292	6,142	3.5	24,510	7,333	3.3	30	11	2.7	1,497	573	2.6	250	56	4.5

SL	Warehouse Name	Upazila Name	Condom			Shukhi			IUD			Injectables			Implant		
			CBL	AMD	MOS	CBL	AMD	MOS	CBL	AMD	MOS	CBL	AMD	MOS	CBL	AMD	MOS
176	Faridpur RWH	Barishal Sadar (kotwali)	57,888	28,954	2.0	45,855	15,007	3.1	168	84	2.0	8,559	3,396	2.5	406	164	2.5
177	Faridpur RWH	Bhanga	68,480	25,439	2.7	37,252	13,596	2.7	221	92	2.4	2,461	787	3.1	300	111	2.7
178	Faridpur RWH	Bhedarganj	47,044	9,923	4.7	29,850	7,811	3.8	117	28	4.2	6,233	1,507	4.1	100	55	1.8
179	Faridpur RWH	Boalmari	68,700	17,045	4.0	42,525	12,167	3.5	100	22	4.5	3,650	1,333	2.7	100	115	0.9
180	Faridpur RWH	Char Bhadrasan	24,732	5,568	4.4	5,439	1,361	4.0	101	16	6.3	853	149	5.7	150	33	4.5
181	Faridpur RWH	Damudya	18,072	4,785	3.8	10,650	2,813	3.8	52	13	4.0	1,602	348	4.6	50	15	3.3
182	Faridpur RWH	Faridpur Sadar	123,759	50,943	2.4	35,205	17,274	2.0	184	86	2.1	7,825	2,899	2.7	500	273	1.8
183	Faridpur RWH	Gaurnadi	28,500	8,865	3.2	30,825	9,837	3.1	79	23	3.4	3,756	1,061	3.5	100	54	1.9
184	Faridpur RWH	Goalanda	146,412	41,023	3.6	18,075	5,632	3.2	53	7	7.6	2,953	1,258	2.3	100	59	1.7
185	Faridpur RWH	Gopalganj Sadar	113,291	30,498	3.7	37,687	14,389	2.6	161	62	2.6	3,798	1,186	3.2	400	105	3.8
186	Faridpur RWH	Gosairhat	49,164	10,087	4.9	29,280	6,978	4.2	142	42	3.4	4,150	1,004	4.1	150	16	9.4
187	Faridpur RWH	Jhalokati Sadar	27,000	8,305	3.3	16,650	7,479	2.2	12	19	0.6	2,235	836	2.7	100	82	1.2
188	Faridpur RWH	Kalkini	46,400	14,941	3.1	26,025	12,085	2.2	113	35	3.2	3,237	1,237	2.6	322	78	4.1
189	Faridpur RWH	Kashiani	85,864	17,826	4.8	42,335	10,482	4.0	65	14	4.6	3,273	870	3.8	200	56	3.6
190	Faridpur RWH	Kotalipara	31,400	11,441	2.7	35,700	15,025	2.4	38	11	3.5	2,450	713	3.4	150	68	2.2
191	Faridpur RWH	Madaripur Sadar	67,976	20,090	3.4	45,160	19,487	2.3	251	95	2.6	13,088	4,375	3.0	150	121	1.2
192	Faridpur RWH	Madhukhali	44,852	14,944	3.0	38,220	12,568	3.0	192	50	3.8	4,258	1,349	3.2	300	106	2.8
193	Faridpur RWH	Muksudpur	118,723	23,332	5.1	57,591	21,132	2.7	25	21	1.2	5,583	1,810	3.1	100	71	1.4
194	Faridpur RWH	Nagarkanda	45,528	16,134	2.8	33,945	9,745	3.5	201	49	4.1	1,929	574	3.4	200	88	2.3
195	Faridpur RWH	Naria	35,916	10,852	3.3	25,260	9,273	2.7	5	16	0.3	2,314	769	3.0	100	46	2.2
196	Faridpur RWH	Nesarabad (swarupkati)	52,324	18,574	2.8	33,510	13,003	2.6	45	29	1.6	3,294	1,231	2.7	350	85	4.1
197	Faridpur RWH	Pangsha	112,600	34,576	3.3	56,340	19,919	2.8	12	31	0.4	6,923	2,296	3.0	500	163	3.1
198	Faridpur RWH	Rajbari Sadar	155,600	35,850	4.3	53,040	12,469	4.3	444	132	3.4	8,934	2,239	4.0	400	214	1.9
199	Faridpur RWH	Rajoir	43,300	14,330	3.0	21,076	12,940	1.6	51	10	5.1	3,563	1,226	2.9	200	50	4.0
200	Faridpur RWH	Sadarpur	40,164	17,082	2.4	25,800	7,067	3.7	59	34	1.7	2,159	574	3.8	182	59	3.1

SL	Warehouse Name	Upazila Name	Condom			Shukhi			IUD			Injectables			Implant		
			CBL	AMD	MOS	CBL	AMD	MOS	CBL	AMD	MOS	CBL	AMD	MOS	CBL	AMD	MOS
201	Faridpur RWH	Saltha	53,868	10,876	5.0	32,415	7,595	4.3	56	22	2.5	1,682	598	2.8	100	51	2.0
202	Faridpur RWH	Shariatpur Sadar	26,464	10,593	2.5	16,065	7,296	2.2	153	56	2.7	1,933	757	2.6	0	76	0.0
203	Faridpur RWH	Shib Char	54,304	20,432	2.7	41,880	14,781	2.8	99	45	2.2	7,180	1,971	3.6	144	84	1.7
204	Faridpur RWH	Tungipara	41,388	8,326	5.0	32,295	4,773	6.8	31	11	2.8	3,197	441	7.2	100	40	2.5
205	Faridpur RWH	Wazirpur	34,704	8,619	4.0	29,730	10,639	2.8	101	18	5.6	2,286	808	2.8	72	81	0.9
206	Faridpur RWH	Zanjira	66,340	16,313	4.1	27,760	7,915	3.5	99	20	5.0	2,477	799	3.1	354	63	5.6
207	Jamalpur RWH	Bakshiganj	47,900	26,881	1.8	22,045	9,960	2.2	35	12	2.9	2,100	984	2.1	310	62	5.0
208	Jamalpur RWH	Char Rajibpur	30,000	16,507	1.8	8,027	4,506	1.8	19	2	9.5	1,993	985	2.0	105	29	3.6
209	Jamalpur RWH	Dewanganj	44,180	22,964	1.9	26,205	14,385	1.8	43	16	2.7	4,175	2,725	1.5	250	100	2.5
210	Jamalpur RWH	Islampur	61,872	29,936	2.1	38,989	21,028	1.9	191	45	4.2	3,560	1,815	2.0	100	84	1.2
211	Jamalpur RWH	Jamalpur Sadar	82,076	44,063	1.9	75,115	36,651	2.0	188	49	3.8	9,036	4,400	2.1	100	126	0.8
212	Jamalpur RWH	Jhenaigati	40,380	14,198	2.8	42,820	16,036	2.7	82	12	6.8	2,867	1,444	2.0	100	60	1.7
213	Jamalpur RWH	Madarganj	38,300	14,448	2.7	33,840	12,315	2.7	105	38	2.8	1,800	870	2.1	200	119	1.7
214	Jamalpur RWH	Melandaha	58,800	26,010	2.3	43,200	19,096	2.3	140	27	5.2	4,650	2,387	1.9	100	79	1.3
215	Jamalpur RWH	Nakla	27,552	11,388	2.4	44,005	11,739	3.7	74	15	4.9	2,656	1,322	2.0	101	92	1.1
216	Jamalpur RWH	Nalitabari	46,428	21,216	2.2	39,465	17,285	2.3	49	13	3.8	2,675	1,551	1.7	200	79	2.5
217	Jamalpur RWH	Raumari	39,300	18,634	2.1	19,575	9,430	2.1	68	13	5.2	2,553	1,435	1.8	100	32	3.1
218	Jamalpur RWH	Sarishabari	55,018	29,844	1.8	36,205	17,793	2.0	103	47	2.2	3,696	1,822	2.0	50	61	0.8
219	Jamalpur RWH	Sherpur Sadar	57,200	37,080	1.5	53,360	33,865	1.6	89	23	3.9	12,585	5,963	2.1	550	162	3.4
220	Jamalpur RWH	Sreebardi	72,198	16,745	4.3	58,125	14,626	4.0	14	9	1.6	2,142	934	2.3	50	98	0.5
221	Jashore RWH	Abhaynagar	43,800	19,587	2.2	20,790	9,528	2.2	149	21	7.1	4,410	2,086	2.1	50	69	0.7
222	Jashore RWH	Bagher Para	45,728	18,181	2.5	24,795	11,495	2.2	98	32	3.1	3,386	1,625	2.1	450	86	5.2
223	Jashore RWH	Chaugachha	46,200	21,338	2.2	20,280	9,845	2.1	84	22	3.8	2,110	998	2.1	449	55	8.2
224	Jashore RWH	Harinakunda	21,732	9,351	2.3	23,310	11,003	2.1	115	12	9.6	1,802	840	2.1	200	73	2.7
225	Jashore RWH	Jashore Sadar	159,100	82,390	1.9	86,085	42,196	2.0	178	67	2.7	12,906	6,631	1.9	140	188	0.7

SL	Warehouse Name	Upazila Name	Condom			Shukhi			IUD			Injectables			Implant		
			CBL	AMD	MOS	CBL	AMD	MOS	CBL	AMD	MOS	CBL	AMD	MOS	CBL	AMD	MOS
226	Jashore RWH	Jhenaidah Sadar	51,555	23,389	2.2	29,100	14,699	2.0	136	59	2.3	4,400	2,138	2.1	400	98	4.1
227	Jashore RWH	Jhikargachha	46,700	21,116	2.2	23,010	10,129	2.3	80	24	3.3	4,100	1,695	2.4	2	47	0.0
228	Jashore RWH	Kalia	39,700	18,762	2.1	19,020	9,059	2.1	127	13	9.8	1,560	603	2.6	788	36	21.9
229	Jashore RWH	Kaliganj	39,300	16,542	2.4	24,480	10,962	2.2	115	15	7.7	1,927	788	2.4	202	85	2.4
230	Jashore RWH	Keshabpur	33,300	15,697	2.1	20,520	9,395	2.2	85	20	4.3	3,837	1,772	2.2	104	76	1.4
231	Jashore RWH	Kotchandpur	22,400	8,050	2.8	11,925	5,166	2.3	45	9	5.0	1,050	628	1.7	250	45	5.6
232	Jashore RWH	Lohagara	40,644	19,036	2.1	22,290	10,645	2.1	138	42	3.3	2,970	1,428	2.1	800	69	11.6
233	Jashore RWH	Magura Sadar	64,500	26,622	2.4	42,730	19,555	2.2	82	64	1.3	6,617	2,922	2.3	100	143	0.7
234	Jashore RWH	Maheshpur	37,200	16,743	2.2	19,290	9,146	2.1	130	37	3.5	5,400	2,559	2.1	100	59	1.7
235	Jashore RWH	Manirampur	58,200	29,235	2.0	34,545	16,957	2.0	76	24	3.2	11,768	5,739	2.1	400	107	3.7
236	Jashore RWH	Mohammadpur	15,136	9,661	1.6	18,195	9,137	2.0	100	18	5.6	1,615	822	2.0	50	67	0.7
237	Jashore RWH	Narail Sadar	58,189	26,317	2.2	27,020	16,095	1.7	150	30	5.0	3,790	1,693	2.2	50	105	0.5
238	Jashore RWH	Shailkupa	56,844	25,258	2.3	32,880	16,708	2.0	61	18	3.4	3,193	1,525	2.1	150	120	1.3
239	Jashore RWH	Shalikhha	16,260	7,143	2.3	15,525	7,537	2.1	55	16	3.4	1,167	626	1.9	200	52	3.8
240	Jashore RWH	Sharsha	69,232	34,802	2.0	27,795	13,350	2.1	114	27	4.2	4,416	2,472	1.8	50	91	0.5
241	Jashore RWH	Sreepur	26,220	12,501	2.1	17,790	8,683	2.0	56	30	1.9	1,701	823	2.1	522	71	7.4
242	Khulna RWH	Assasuni	71,700	16,517	4.3	51,675	22,683	2.3	47	9	5.2	3,335	1,426	2.3	0	48	0.0
243	Khulna RWH	Bagerhat Sadar	48,192	20,865	2.3	33,300	12,728	2.6	73	18	4.1	3,001	1,220	2.5	100	68	1.5
244	Khulna RWH	Batiaghata	32,100	14,212	2.3	26,100	10,454	2.5	143	11	13.0	2,250	836	2.7	100	49	2.0
245	Khulna RWH	Bhandaria	34,408	11,589	3.0	30,495	7,197	4.2	113	22	5.1	2,797	1,054	2.7	100	35	2.9
246	Khulna RWH	Chitalmari	42,400	20,619	2.1	28,890	10,225	2.8	32	4	8.0	3,605	1,313	2.7	100	37	2.7
247	Khulna RWH	Dacope	35,252	7,527	4.7	26,475	8,231	3.2	37	8	4.6	1,826	546	3.3	150	93	1.6
248	Khulna RWH	Daulatpur	208,800	47,767	4.4	55,725	13,694	4.1	160	27	5.9	7,900	2,950	2.7	200	74	2.7
249	Khulna RWH	Debhata	40,800	12,684	3.2	18,405	6,666	2.8	47	6	7.8	1,862	439	4.2	100	19	5.3
250	Khulna RWH	Dumuria	147,400	29,954	4.9	73,110	19,574	3.7	230	57	4.0	7,263	2,238	3.2	300	150	2.0

SL	Warehouse Name	Upazila Name	Condom			Shukhi			IUD			Injectables			Implant		
			CBL	AMD	MOS	CBL	AMD	MOS	CBL	AMD	MOS	CBL	AMD	MOS	CBL	AMD	MOS
251	Khulna RWH	Fakirhat	39,500	9,466	4.2	19,500	5,935	3.3	36	8	4.5	1,879	577	3.3	0	31	0.0
252	Khulna RWH	Indurkani	22,988	4,225	5.4	13,230	4,412	3.0	36	9	4.0	1,877	546	3.4	150	29	5.2
253	Khulna RWH	Kachua	27,356	7,555	3.6	25,575	6,014	4.3	34	8	4.3	2,366	544	4.3	100	33	3.0
254	Khulna RWH	Kalaroa	84,360	25,941	3.3	35,430	8,437	4.2	54	5	10.8	1,624	1,178	1.4	80	37	2.2
255	Khulna RWH	Kaliganj	92,700	24,731	3.7	56,370	18,042	3.1	85	12	7.1	3,213	1,375	2.3	200	35	5.7
256	Khulna RWH	Kanthalia	36,057	4,238	8.5	26,370	4,540	5.8	33	6	5.5	1,492	735	2.0	50	17	2.9
257	Khulna RWH	Kawkhali	15,000	5,209	2.9	14,060	3,629	3.9	110	20	5.5	1,250	353	3.5	50	21	2.4
258	Khulna RWH	Khulna Sadar	185,760	95,847	1.9	63,600	32,810	1.9	881	200	4.4	12,014	6,188	1.9	139	56	2.5
259	Khulna RWH	Koyra	52,800	13,761	3.8	46,890	16,496	2.8	87	17	5.1	2,881	668	4.3	200	92	2.2
260	Khulna RWH	Mathbaria	66,828	15,932	4.2	50,400	17,327	2.9	108	30	3.6	4,651	1,701	2.7	200	62	3.2
261	Khulna RWH	Mollahat	25,836	10,952	2.4	25,290	8,906	2.8	35	7	5.0	1,553	497	3.1	0	53	0.0
262	Khulna RWH	Mongla	29,516	13,805	2.1	27,180	7,174	3.8	103	19	5.4	2,158	734	2.9	50	37	1.4
263	Khulna RWH	Morrelganj	87,620	15,501	5.7	69,780	17,310	4.0	193	52	3.7	6,278	1,512	4.2	150	87	1.7
264	Khulna RWH	Nazirpur	45,180	13,854	3.3	32,415	10,344	3.1	85	30	2.8	3,150	1,272	2.5	150	42	3.6
265	Khulna RWH	Paikgachha	45,900	13,629	3.4	44,280	15,887	2.8	58	17	3.4	2,825	943	3.0	0	69	0.0
266	Khulna RWH	Phultala	40,200	14,994	2.7	17,220	4,818	3.6	50	32	1.6	2,505	684	3.7	0	56	0.0
267	Khulna RWH	Pirojpur Sadar	25,288	9,057	2.8	23,295	6,939	3.4	112	45	2.5	2,323	850	2.7	200	66	3.0
268	Khulna RWH	Rajapur	32,152	5,633	5.7	25,380	4,172	6.1	29	5	5.8	1,244	595	2.1	75	8	9.4
269	Khulna RWH	Rampal	40,800	14,396	2.8	25,860	9,685	2.7	93	11	8.5	1,190	375	3.2	100	29	3.4
270	Khulna RWH	Rupsa	32,700	14,749	2.2	19,325	9,211	2.1	110	28	3.9	1,089	429	2.5	100	71	1.4
271	Khulna RWH	Sarankhola	43,900	9,825	4.5	31,200	6,615	4.7	80	5	16.0	4,139	1,176	3.5	0	29	0.0
272	Khulna RWH	Satkhira Sadar	148,800	46,353	3.2	44,560	18,635	2.4	102	31	3.3	8,324	3,733	2.2	200	75	2.7
273	Khulna RWH	Shyamnagar	79,416	18,007	4.4	55,155	18,031	3.1	35	11	3.2	2,235	766	2.9	100	46	2.2
274	Khulna RWH	Tala	51,412	18,604	2.8	39,600	15,793	2.5	144	58	2.5	5,660	2,050	2.8	150	54	2.8
275	Khulna RWH	Terokhada	54,600	16,904	3.2	29,250	7,410	3.9	77	11	7.0	1,726	382	4.5	200	42	4.8

SL	Warehouse Name	Upazila Name	Condom			Shukhi			IUD			Injectables			Implant		
			CBL	AMD	MOS	CBL	AMD	MOS	CBL	AMD	MOS	CBL	AMD	MOS	CBL	AMD	MOS
276	Kushtia RWH	Alamdanga	38,979	17,475	2.2	32,452	14,280	2.3	59	24	2.5	5,150	2,207	2.3	200	100	2.0
277	Kushtia RWH	Bheramara	36,500	15,216	2.4	13,260	7,291	1.8	32	8	4.0	2,470	1,078	2.3	10	49	0.2
278	Kushtia RWH	Chuadanga Sadar	63,600	25,971	2.4	23,265	10,453	2.2	111	35	3.2	6,118	3,245	1.9	500	84	6.0
279	Kushtia RWH	Damurhuda	41,840	19,642	2.1	22,365	10,805	2.1	55	21	2.6	7,370	3,442	2.1	300	91	3.3
280	Kushtia RWH	Daulatpur	84,600	40,191	2.1	44,040	20,664	2.1	32	6	5.3	7,233	3,714	1.9	0	40	0.0
281	Kushtia RWH	Gangni	52,488	25,336	2.1	21,150	10,085	2.1	58	17	3.4	8,327	4,100	2.0	52	36	1.4
282	Kushtia RWH	Jiban Nagar	22,200	8,964	2.5	16,530	7,909	2.1	71	24	3.0	3,495	1,854	1.9	100	83	1.2
283	Kushtia RWH	Khoksa	31,328	16,262	1.9	17,325	7,840	2.2	45	12	3.8	547	254	2.2	0	25	0.0
284	Kushtia RWH	Kumarkhali	52,800	26,366	2.0	26,773	13,790	1.9	25	10	2.5	4,703	2,401	2.0	0	76	0.0
285	Kushtia RWH	Kushtia Sadar	90,700	44,491	2.0	49,805	23,269	2.1	83	44	1.9	8,577	4,329	2.0	90	137	0.7
286	Kushtia RWH	Meherpur Sadar	46,372	24,375	1.9	15,225	7,447	2.0	45	10	4.5	5,404	2,602	2.1	150	36	4.2
287	Kushtia RWH	Mirpur	55,700	27,070	2.1	30,005	14,741	2.0	22	8	2.8	4,011	2,125	1.9	200	62	3.2
288	Kushtia RWH	Mujib Nagar	18,328	7,623	2.4	6,135	2,329	2.6	10	4	2.5	1,961	979	2.0	0	17	0.0
289	Mymensingh RWH	Atpara	15,900	7,020	2.3	25,925	8,508	3.0	78	7	11.1	1,208	758	1.6	301	59	5.1
290	Mymensingh RWH	Austagram	58,032	15,576	3.7	26,835	11,548	2.3	140	27	5.2	2,605	1,348	1.9	200	27	7.4
291	Mymensingh RWH	Bajitpur	37,744	17,215	2.2	32,550	13,500	2.4	113	24	4.7	1,827	815	2.2	100	55	1.8
292	Mymensingh RWH	Barhatta	27,768	10,961	2.5	28,115	13,322	2.1	121	5	24.2	2,870	1,401	2.0	5	37	0.1
293	Mymensingh RWH	Bhairab	52,500	28,601	1.8	42,270	20,855	2.0	198	37	5.4	4,091	1,694	2.4	100	92	1.1
294	Mymensingh RWH	Bhaluka	79,800	34,511	2.3	68,255	29,489	2.3	131	54	2.4	3,504	1,777	2.0	0	93	0.0
295	Mymensingh RWH	Dharampasha	46,356	22,137	2.1	35,070	17,816	2.0	50	15	3.3	3,339	1,930	1.7	100	143	0.7
296	Mymensingh RWH	Dhobaura	33,600	12,750	2.6	32,595	12,833	2.5	103	6	17.2	2,800	1,269	2.2	100	23	4.3
297	Mymensingh RWH	Durgapur	53,000	21,868	2.4	39,975	16,682	2.4	86	22	3.9	4,756	2,430	2.0	200	46	4.3
298	Mymensingh RWH	Fulbaria	55,220	21,842	2.5	78,945	37,494	2.1	118	48	2.5	3,164	1,501	2.1	300	51	5.9
299	Mymensingh RWH	Gaffargaon	80,292	35,013	2.3	60,945	23,044	2.6	127	27	4.7	4,667	2,157	2.2	200	100	2.0
300	Mymensingh RWH	Gauripur	30,900	15,114	2.0	47,100	21,776	2.2	57	20	2.9	4,032	1,942	2.1	200	57	3.5

SL	Warehouse Name	Upazila Name	Condom			Shukhi			IUD			Injectables			Implant		
			CBL	AMD	MOS	CBL	AMD	MOS	CBL	AMD	MOS	CBL	AMD	MOS	CBL	AMD	MOS
301	Mymensingh RWH	Haluaghat	43,000	17,271	2.5	55,515	22,630	2.5	168	35	4.8	3,876	1,679	2.3	0	69	0.0
302	Mymensingh RWH	Hossainpur	30,100	12,559	2.4	25,865	12,186	2.1	118	22	5.4	1,744	944	1.8	200	63	3.2
303	Mymensingh RWH	Ishwarganj	36,720	17,476	2.1	76,036	39,537	1.9	140	16	8.8	3,815	1,916	2.0	400	68	5.9
304	Mymensingh RWH	Itna	31,880	15,958	2.0	23,175	16,984	1.4	141	11	12.8	1,564	603	2.6	50	55	0.9
305	Mymensingh RWH	Kalmakanda	67,500	20,239	3.3	46,860	20,460	2.3	115	13	8.8	3,701	1,127	3.3	240	68	3.5
306	Mymensingh RWH	Karimganj	34,020	15,642	2.2	26,970	17,057	1.6	78	20	3.9	2,463	1,183	2.1	200	148	1.4
307	Mymensingh RWH	Katiadi	41,580	20,197	2.1	36,440	17,620	2.1	119	51	2.3	3,580	1,695	2.1	62	102	0.6
308	Mymensingh RWH	Kendua	33,920	16,701	2.0	40,740	23,710	1.7	100	23	4.3	2,926	1,233	2.4	26	105	0.2
309	Mymensingh RWH	Khaliajuri	18,268	7,640	2.4	12,515	6,720	1.9	124	3	41.3	1,076	415	2.6	100	44	2.3
310	Mymensingh RWH	Kishoreganj Sadar	60,984	27,428	2.2	49,140	21,897	2.2	395	141	2.8	4,488	2,143	2.1	300	159	1.9
311	Mymensingh RWH	Kuliar Char	40,600	18,923	2.1	28,470	10,637	2.7	70	18	3.9	2,186	1,089	2.0	100	83	1.2
312	Mymensingh RWH	Madan	26,475	11,463	2.3	26,565	11,080	2.4	173	10	17.3	1,514	659	2.3	110	44	2.5
313	Mymensingh RWH	Mithamain	23,384	8,865	2.6	14,805	7,405	2.0	148	15	9.9	498	247	2.0	172	40	4.3
314	Mymensingh RWH	Mohanganj	25,400	9,292	2.7	26,850	12,962	2.1	73	11	6.6	2,458	983	2.5	200	75	2.7
315	Mymensingh RWH	Muktagachha	59,700	24,276	2.5	57,960	30,476	1.9	172	24	7.2	4,080	1,942	2.1	200	108	1.9
316	Mymensingh RWH	Mymensingh Sadar	253,933	63,260	4.0	96,279	48,071	2.0	343	103	3.3	7,555	3,501	2.2	100	268	0.4
317	Mymensingh RWH	Nandail	34,375	13,889	2.5	58,400	39,587	1.5	136	32	4.3	4,895	2,287	2.1	100	87	1.1
318	Mymensingh RWH	Netrakona Sadar	41,819	18,946	2.2	24,775	24,792	1.0	102	6	17.0	5,090	2,501	2.0	200	136	1.5
319	Mymensingh RWH	Nikli	29,540	13,834	2.1	18,015	8,250	2.2	118	32	3.7	1,997	789	2.5	100	99	1.0
320	Mymensingh RWH	Pakundia	38,160	17,343	2.2	33,420	16,655	2.0	99	34	2.9	2,185	1,248	1.8	200	78	2.6
321	Mymensingh RWH	Phulpur	43,500	17,722	2.5	87,140	41,960	2.1	212	78	2.7	5,745	2,297	2.5	350	202	1.7
322	Mymensingh RWH	Purbadhala	36,300	14,659	2.5	38,955	18,937	2.1	84	7	12.0	4,060	1,987	2.0	200	96	2.1
323	Mymensingh RWH	Tarail	38,504	17,477	2.2	23,295	13,480	1.7	83	27	3.1	2,103	913	2.3	100	55	1.8
324	Mymensingh RWH	Trishal	68,664	28,525	2.4	76,470	36,327	2.1	145	37	3.9	3,626	1,784	2.0	0	104	0.0
325	Noakhali RWH	Begumganj	25,400	21,532	1.2	14,730	12,317	1.2	63	98	0.6	1,830	1,967	0.9	10	127	0.1

SL	Warehouse Name	Upazila Name	Condom			Shukhi			IUD			Injectables			Implant		
			CBL	AMD	MOS	CBL	AMD	MOS	CBL	AMD	MOS	CBL	AMD	MOS	CBL	AMD	MOS
326	Noakhali RWH	Chatkhil	14,440	3,994	3.6	14,404	3,952	3.6	63	38	1.7	1,600	657	2.4	100	48	2.1
327	Noakhali RWH	Chhagalnaiya	20,300	9,090	2.2	9,705	6,063	1.6	99	20	5.0	1,688	894	1.9	100	41	2.4
328	Noakhali RWH	Companiganj	18,512	12,925	1.4	15,390	6,906	2.2	48	14	3.4	3,186	1,290	2.5	100	56	1.8
329	Noakhali RWH	Daganbhuiyan	26,660	12,962	2.1	11,775	5,303	2.2	60	22	2.7	1,957	921	2.1	50	41	1.2
330	Noakhali RWH	Feni Sadar	48,200	41,964	1.1	29,704	15,091	2.0	333	134	2.5	7,359	3,670	2.0	370	137	2.7
331	Noakhali RWH	Fulgazi	21,560	9,118	2.4	9,240	3,841	2.4	120	21	5.7	1,224	531	2.3	100	27	3.7
332	Noakhali RWH	Hatiya	36,236	18,890	1.9	15,994	15,230	1.1	224	40	5.6	3,237	2,856	1.1	150	149	1.0
333	Noakhali RWH	Kabirhat	12,198	9,515	1.3	9,045	7,937	1.1	23	21	1.1	1,291	1,418	0.9	5	64	0.1
334	Noakhali RWH	Kamalnagar	9,096	6,806	1.3	8,604	5,692	1.5	0	31	0.0	1,934	3,556	0.5	5	94	0.1
335	Noakhali RWH	Lakshmipur Sadar	19,680	14,327	1.4	9,615	12,345	0.8	100	70	1.4	7,229	5,048	1.4	350	93	3.8
336	Noakhali RWH	Noakhali Sadar	50,700	23,138	2.2	29,310	11,762	2.5	244	85	2.9	7,511	3,219	2.3	600	143	4.2
337	Noakhali RWH	Parshuram	29,328	12,529	2.3	9,480	4,260	2.2	87	19	4.6	1,330	628	2.1	100	43	2.3
338	Noakhali RWH	Ramganj	17,300	6,216	2.8	12,790	3,483	3.7	41	12	3.4	1,502	1,502	1.0	100	42	2.4
339	Noakhali RWH	Ramgati	10,409	4,363	2.4	11,263	5,954	1.9	0	12	0.0	2,145	3,447	0.6	0	121	0.0
340	Noakhali RWH	Roypur	7,040	3,464	2.0	20,460	7,034	2.9	107	41	2.6	2,795	1,305	2.1	100	46	2.2
341	Noakhali RWH	Senbagh	18,900	11,375	1.7	14,420	6,757	2.1	50	24	2.1	2,403	1,133	2.1	50	59	0.8
342	Noakhali RWH	Sonagazi	29,600	17,384	1.7	20,610	10,040	2.1	70	32	2.2	4,800	2,535	1.9	100	51	2.0
343	Noakhali RWH	Sonaimuri	11,400	8,712	1.3	7,170	5,447	1.3	47	17	2.8	1,725	1,482	1.2	105	70	1.5
344	Noakhali RWH	Subarnachar	25,800	13,435	1.9	20,430	9,347	2.2	10	25	0.4	3,525	1,480	2.4	10	163	0.1
345	Pabna RWH	Atgharia	94,196	8,685	10.8	76,545	8,801	8.7	220	11	20.0	7,048	491	14.4	100	35	2.9
346	Pabna RWH	Belkuchi	125,300	45,156	2.8	136,230	21,785	6.3	311	18	17.3	14,367	1,897	7.6	200	38	5.3
347	Pabna RWH	Bera	93,200	11,190	8.3	64,185	12,257	5.2	576	68	8.5	12,947	1,399	9.3	105	46	2.3
348	Pabna RWH	Bhangura	90,796	9,547	9.5	85,320	5,734	14.9	227	11	20.6	4,076	178	22.9	110	28	3.9
349	Pabna RWH	Chatmohar	128,900	34,595	3.7	104,625	24,462	4.3	595	28	21.3	14,368	1,279	11.2	0	57	0.0
350	Pabna RWH	Faridpur	89,788	8,164	11.0	73,680	5,854	12.6	245	15	16.3	10,900	975	11.2	200	37	5.4

SL	Warehouse Name	Upazila Name	Condom			Shukhi			IUD			Injectables			Implant		
			CBL	AMD	MOS	CBL	AMD	MOS	CBL	AMD	MOS	CBL	AMD	MOS	CBL	AMD	MOS
351	Pabna RWH	Ishwardi	170,964	29,598	5.8	144,090	16,429	8.8	346	20	17.3	17,312	1,433	12.1	100	97	1.0
352	Pabna RWH	Kamarkhanda	85,000	13,641	6.2	63,345	9,030	7.0	250	20	12.5	10,333	1,130	9.1	150	22	6.8
353	Pabna RWH	Kazipur	99,700	37,916	2.6	125,470	15,336	8.2	230	75	3.1	23,280	2,406	9.7	250	95	2.6
354	Pabna RWH	Pabna Sadar	50,344	65,081	0.8	31,815	42,678	0.7	400	114	3.5	1,400	8,868	0.2	150	115	1.3
355	Pabna RWH	Royganj	110,500	19,748	5.6	103,680	23,477	4.4	351	37	9.5	9,479	2,395	4.0	150	20	7.5
356	Pabna RWH	Santhia	92,900	26,101	3.6	63,000	20,838	3.0	232	20	11.6	16,200	3,470	4.7	5	55	0.1
357	Pabna RWH	Shahjadpur	132,848	56,383	2.4	139,710	27,391	5.1	1,079	108	10.0	20,244	6,341	3.2	110	236	0.5
358	Pabna RWH	Sirajganj Sadar	108,400	38,750	2.8	82,800	23,604	3.5	550	55	10.0	18,000	3,806	4.7	220	37	5.9
359	Pabna RWH	Sujanagar	200,856	23,236	8.6	137,550	12,602	10.9	401	34	11.8	16,407	2,665	6.2	0	60	0.0
360	Pabna RWH	Tarash	132,964	16,155	8.2	108,630	16,259	6.7	311	49	6.3	5,554	1,222	4.5	150	46	3.3
361	Pabna RWH	Ullah Para	119,600	71,147	1.7	65,715	44,782	1.5	700	131	5.3	18,585	5,147	3.6	500	48	10.4
362	Patuakhali RWH	Amtali	22,808	10,907	2.1	30,210	16,358	1.8	114	15	7.6	3,863	1,727	2.2	300	176	1.7
363	Patuakhali RWH	Bakerganj	42,084	15,294	2.8	29,595	13,786	2.1	80	31	2.6	3,951	1,838	2.1	100	79	1.3
364	Patuakhali RWH	Bamna	8,600	3,215	2.7	9,480	4,038	2.3	46	15	3.1	555	188	3.0	150	69	2.2
365	Patuakhali RWH	Barguna Sadar	20,999	10,109	2.1	27,225	13,439	2.0	85	37	2.3	8,550	3,832	2.2	350	123	2.8
366	Patuakhali RWH	Bauphal	24,300	10,480	2.3	36,000	15,232	2.4	90	60	1.5	4,750	2,084	2.3	200	153	1.3
367	Patuakhali RWH	Betagi	10,200	4,876	2.1	9,960	5,025	2.0	75	19	3.9	1,260	644	2.0	100	44	2.3
368	Patuakhali RWH	Dashmina	10,210	4,030	2.5	10,980	5,943	1.8	79	33	2.4	1,867	968	1.9	300	130	2.3
369	Patuakhali RWH	Dumki	7,608	3,518	2.2	6,075	2,924	2.1	19	9	2.1	889	400	2.2	150	29	5.2
370	Patuakhali RWH	Galachipa	22,520	12,816	1.8	29,895	21,125	1.4	107	40	2.7	7,773	4,076	1.9	50	317	0.2
371	Patuakhali RWH	Kalapara	21,904	8,766	2.5	27,870	13,918	2.0	105	15	7.0	6,410	2,821	2.3	150	37	4.1
372	Patuakhali RWH	Mirzaganj	16,700	6,244	2.7	13,560	6,169	2.2	46	4	11.5	1,389	616	2.3	150	32	4.7
373	Patuakhali RWH	Nalchity	14,040	6,805	2.1	13,545	6,350	2.1	57	17	3.4	3,062	1,387	2.2	110	47	2.3
374	Patuakhali RWH	Patharghata	15,688	6,760	2.3	16,730	8,132	2.1	86	22	3.9	2,918	1,324	2.2	300	123	2.4
375	Patuakhali RWH	Patuakhali Sadar	29,832	14,816	2.0	24,838	13,845	1.8	230	89	2.6	6,162	3,175	1.9	200	194	1.0

SL	Warehouse Name	Upazila Name	Condom			Shukhi			IUD			Injectables			Implant		
			CBL	AMD	MOS	CBL	AMD	MOS	CBL	AMD	MOS	CBL	AMD	MOS	CBL	AMD	MOS
376	Rajshahi RWH	Bagatipara	40,440	18,605	2.2	16,380	7,238	2.3	45	9	5.0	884	358	2.5	250	73	3.4
377	Rajshahi RWH	Bagha	53,100	25,561	2.1	36,150	8,935	4.0	98	7	14.0	2,841	1,406	2.0	150	39	3.8
378	Rajshahi RWH	Baghmara	96,700	45,327	2.1	52,710	26,075	2.0	177	56	3.2	3,715	1,931	1.9	572	57	10.0
379	Rajshahi RWH	Baraigram	56,700	24,919	2.3	32,580	14,721	2.2	100	26	3.8	5,655	2,153	2.6	220	86	2.6
380	Rajshahi RWH	Bholahat	19,576	8,737	2.2	10,665	4,679	2.3	60	4	15.0	1,287	611	2.1	150	36	4.2
381	Rajshahi RWH	Boalia	79,200	48,627	1.6	43,200	5,089	8.5	159	56	2.8	2,800	1,819	1.5	590	178	3.3
382	Rajshahi RWH	Chapai Nababganj Sadar	105,600	51,313	2.1	38,250	18,759	2.0	175	79	2.2	6,680	3,172	2.1	50	79	0.6
383	Rajshahi RWH	Charghat	53,100	23,450	2.3	25,200	11,600	2.2	50	20	2.5	1,250	616	2.0	30	77	0.4
384	Rajshahi RWH	Durgapur	44,952	18,727	2.4	20,415	7,822	2.6	27	9	3.0	1,109	453	2.4	50	51	1.0
385	Rajshahi RWH	Godagari	91,800	42,273	2.2	36,210	16,963	2.1	47	16	2.9	6,153	2,889	2.1	100	55	1.8
386	Rajshahi RWH	Gomastapur	77,700	27,685	2.8	27,600	13,234	2.1	82	15	5.5	2,311	1,042	2.2	2	53	0.0
387	Rajshahi RWH	Gurudaspur	71,680	30,581	2.3	40,245	17,961	2.2	44	17	2.6	2,652	1,259	2.1	300	93	3.2
388	Rajshahi RWH	Lalpur	48,160	22,630	2.1	34,425	17,183	2.0	46	25	1.8	3,623	1,662	2.2	315	61	5.2
389	Rajshahi RWH	Mohanpur	71,614	17,337	4.1	24,165	10,736	2.3	19	7	2.7	3,751	2,099	1.8	150	46	3.3
390	Rajshahi RWH	Nachole	38,100	11,730	3.2	41,295	5,863	7.0	27	4	6.8	1,900	902	2.1	110	31	3.5
391	Rajshahi RWH	Natore Sadar	80,552	38,527	2.1	28,556	15,990	1.8	115	49	2.3	2,534	1,333	1.9	50	168	0.3
392	Rajshahi RWH	Paba	90,300	46,806	1.9	27,867	12,421	2.2	53	4	13.3	6,880	3,349	2.1	310	63	4.9
393	Rajshahi RWH	Puthia	59,206	28,416	2.1	24,525	12,163	2.0	40	11	3.6	2,333	1,113	2.1	120	33	3.6
394	Rajshahi RWH	Shibganj	101,700	49,591	2.1	41,715	21,793	1.9	70	22	3.2	4,561	2,081	2.2	200	70	2.9
395	Rajshahi RWH	Singra	98,280	41,093	2.4	44,100	23,183	1.9	99	30	3.3	4,256	2,078	2.0	300	143	2.1
396	Rajshahi RWH	Tanore	39,492	18,771	2.1	28,365	13,635	2.1	32	15	2.1	1,906	909	2.1	200	162	1.2
397	Rangamati RWH	Baghaichhari	23,144	7,929	2.9	11,420	5,704	2.0	46	3	15.3	1,002	302	3.3	62	22	2.8
398	Rangamati RWH	Barkal	32,700	3,891	8.4	22,275	3,197	7.0	37	3	12.3	4,917	384	12.8	72	6	12.0
399	Rangamati RWH	Belai Chhari	13,785	1,553	8.9	15,073	2,332	6.5	5	3	1.7	830	129	6.4	70	12	5.8
400	Rangamati RWH	Jurai Chhari	17,508	2,074	8.4	16,005	1,718	9.3	54	3	18.0	498	139	3.6	120	19	6.3

SL	Warehouse Name	Upazila Name	Condom			Shukhi			IUD			Injectables			Implant		
			CBL	AMD	MOS	CBL	AMD	MOS	CBL	AMD	MOS	CBL	AMD	MOS	CBL	AMD	MOS
401	Rangamati RWH	Kaptai	14,700	5,672	2.6	11,820	3,057	3.9	56	2	28.0	1,602	385	4.2	100	29	3.4
402	Rangamati RWH	Kawkhali (betbunia)	13,156	3,543	3.7	5,940	2,725	2.2	26	6	4.3	1,553	484	3.2	102	25	4.1
403	Rangamati RWH	Langadu	47,472	5,423	8.8	14,685	4,222	3.5	149	8	18.6	2,031	403	5.0	200	39	5.1
404	Rangamati RWH	Naniarchar	21,792	4,708	4.6	17,620	4,002	4.4	37	4	9.3	1,298	203	6.4	130	19	6.8
405	Rangamati RWH	Rajasthali	7,832	1,097	7.1	5,820	1,618	3.6	70	2	35.0	563	82	6.9	60	18	3.3
406	Rangamati RWH	Rangamati Sadar	25,456	9,413	2.7	15,375	6,158	2.5	240	81	3.0	1,944	679	2.9	240	58	4.1
407	Rangpur RWH	Aditmari	25,900	13,347	1.9	27,555	13,866	2.0	247	100	2.5	8,206	2,860	2.9	0	121	0.0
408	Rangpur RWH	Badarganj	35,496	11,179	3.2	36,231	19,449	1.9	155	53	2.9	7,420	2,989	2.5	350	63	5.6
409	Rangpur RWH	Bhurungamari	31,836	18,495	1.7	39,570	15,812	2.5	58	49	1.2	6,425	3,159	2.0	200	57	3.5
410	Rangpur RWH	Chilmari	28,364	14,961	1.9	22,030	12,261	1.8	81	23	3.5	2,149	1,029	2.1	50	46	1.1
411	Rangpur RWH	Dimla	18,332	8,044	2.3	25,515	20,173	1.3	179	59	3.0	3,839	2,006	1.9	150	94	1.6
412	Rangpur RWH	Domar	18,948	7,245	2.6	13,605	14,374	0.9	124	35	3.5	4,716	2,188	2.2	5	70	0.1
413	Rangpur RWH	Fulchhari	47,000	21,392	2.2	20,720	9,759	2.1	79	32	2.5	5,839	2,699	2.2	50	57	0.9
414	Rangpur RWH	Gaibandha Sadar	44,846	20,116	2.2	53,519	25,661	2.1	121	40	3.0	8,799	4,219	2.1	400	200	2.0
415	Rangpur RWH	Gangachara	34,452	14,291	2.4	31,661	16,895	1.9	156	55	2.8	8,355	4,344	1.9	0	119	0.0
416	Rangpur RWH	Gobindaganj	135,616	51,437	2.6	78,725	36,412	2.2	65	22	3.0	8,925	4,098	2.2	364	79	4.6
417	Rangpur RWH	Hatibandha	24,472	10,528	2.3	42,810	13,104	3.3	122	40	3.1	4,117	2,138	1.9	50	98	0.5
418	Rangpur RWH	Jaldhaka	33,468	14,772	2.3	44,545	22,690	2.0	172	53	3.2	7,814	3,890	2.0	100	94	1.1
419	Rangpur RWH	Kaliganj	30,516	6,596	4.6	35,250	12,132	2.9	127	52	2.4	3,272	1,647	2.0	300	82	3.7
420	Rangpur RWH	Kaunia	34,500	13,618	2.5	22,575	10,589	2.1	91	15	6.1	4,722	2,866	1.6	200	77	2.6
421	Rangpur RWH	Kishoreganj	18,000	5,866	3.1	29,000	16,356	1.8	166	49	3.4	2,375	1,531	1.6	150	89	1.7
422	Rangpur RWH	Kurigram Sadar	29,904	12,916	2.3	28,620	14,866	1.9	119	46	2.6	5,684	2,859	2.0	100	112	0.9
423	Rangpur RWH	Lalmonirhat Sadar	27,752	12,845	2.2	29,010	16,149	1.8	83	20	4.2	6,517	3,394	1.9	0	125	0.0
424	Rangpur RWH	Mitha Pukur	53,700	23,674	2.3	67,785	26,106	2.6	75	11	6.8	7,053	3,018	2.3	50	80	0.6
425	Rangpur RWH	Nageshwari	27,200	14,394	1.9	59,445	28,901	2.1	114	39	2.9	9,945	4,499	2.2	300	91	3.3

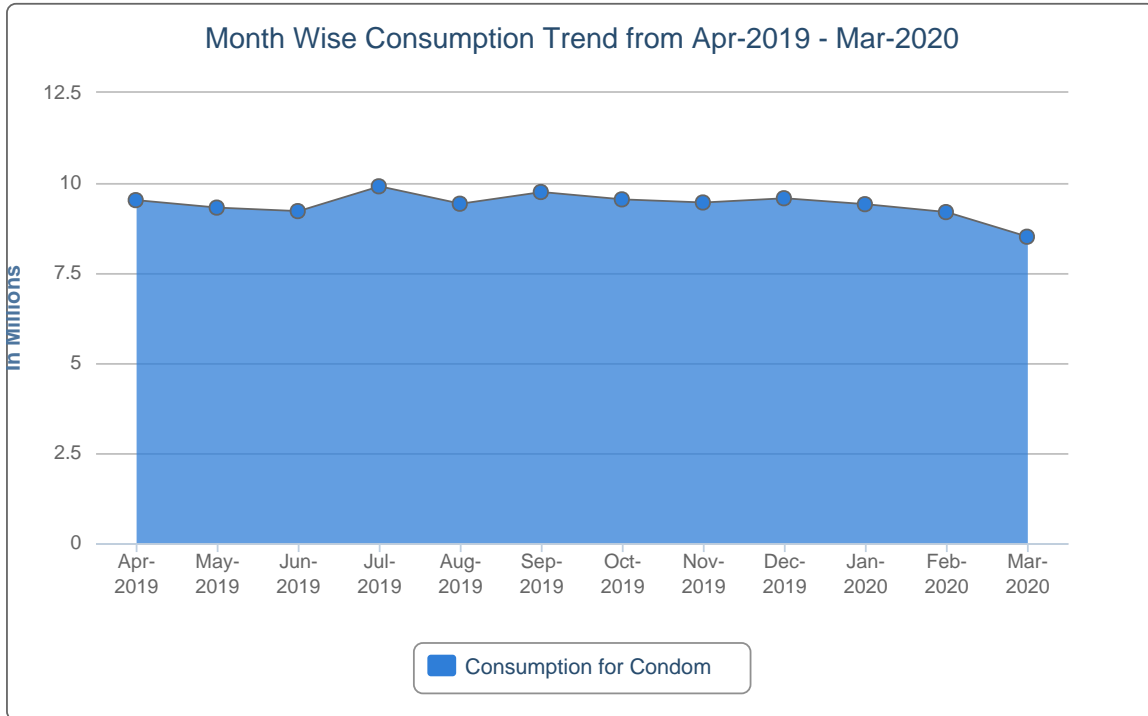
SL	Warehouse Name	Upazila Name	Condom			Shukhi			IUD			Injectables			Implant		
			CBL	AMD	MOS	CBL	AMD	MOS	CBL	AMD	MOS	CBL	AMD	MOS	CBL	AMD	MOS
426	Rangpur RWH	Nilphamari Sadar	29,789	11,608	2.6	58,816	29,974	2.0	177	66	2.7	7,834	3,598	2.2	400	116	3.4
427	Rangpur RWH	Palashbari	17,404	8,538	2.0	29,464	16,098	1.8	70	12	5.8	4,679	2,323	2.0	250	86	2.9
428	Rangpur RWH	Patgram	18,708	6,948	2.7	27,575	13,409	2.1	68	19	3.6	4,419	1,927	2.3	250	32	7.8
429	Rangpur RWH	Phulbari	19,100	6,675	2.9	25,730	12,608	2.0	236	88	2.7	5,728	2,768	2.1	250	67	3.7
430	Rangpur RWH	Pirgachha	44,700	20,651	2.2	48,130	24,060	2.0	150	75	2.0	6,600	3,647	1.8	200	89	2.2
431	Rangpur RWH	Pirganj	71,900	21,059	3.4	70,995	29,119	2.4	165	64	2.6	6,000	2,846	2.1	200	111	1.8
432	Rangpur RWH	Rajarhat	45,200	9,244	4.9	19,340	13,853	1.4	144	42	3.4	4,305	2,249	1.9	0	60	0.0
433	Rangpur RWH	Rangpur Sadar	73,500	31,891	2.3	56,965	27,291	2.1	187	75	2.5	10,480	4,789	2.2	328	262	1.3
434	Rangpur RWH	Sadullapur	68,532	30,651	2.2	42,960	22,625	1.9	140	68	2.1	8,420	3,979	2.1	50	79	0.6
435	Rangpur RWH	Saghata	23,200	10,131	2.3	31,770	19,756	1.6	90	26	3.5	2,870	1,487	1.9	50	73	0.7
436	Rangpur RWH	Saidpur	35,008	15,532	2.3	21,090	10,055	2.1	96	17	5.6	3,263	1,569	2.1	0	66	0.0
437	Rangpur RWH	Sundarganj	77,336	35,629	2.2	86,006	43,369	2.0	264	104	2.5	15,865	7,945	2.0	200	261	0.8
438	Rangpur RWH	Taraganj	17,498	7,557	2.3	19,960	9,221	2.2	43	9	4.8	2,247	1,121	2.0	100	130	0.8
439	Rangpur RWH	Ulipur	45,104	23,585	1.9	40,250	25,581	1.6	108	23	4.7	7,629	3,417	2.2	0	82	0.0
440	Sylhet RWH	Ajmiriganj	8,537	3,910	2.2	13,325	5,627	2.4	13	5	2.6	666	333	2.0	0	53	0.0
441	Sylhet RWH	Bahubal	15,420	6,565	2.3	12,662	5,832	2.2	8	7	1.1	1,116	455	2.5	104	31	3.4
442	Sylhet RWH	Balaganj	59,700	35,154	1.7	26,495	12,043	2.2	59	15	3.9	4,063	1,897	2.1	201	63	3.2
443	Sylhet RWH	Baniachong	24,505	10,477	2.3	23,390	13,572	1.7	41	5	8.2	1,670	877	1.9	7	83	0.1
444	Sylhet RWH	Barlekha	19,424	7,105	2.7	16,500	6,577	2.5	15	5	3.0	1,323	485	2.7	100	43	2.3
445	Sylhet RWH	Beani Bazar	39,200	17,232	2.3	14,605	5,506	2.7	27	12	2.3	1,210	563	2.1	105	24	4.4
446	Sylhet RWH	Bishwambarpur	15,168	6,070	2.5	17,100	7,269	2.4	6	5	1.2	1,221	660	1.9	124	23	5.4
447	Sylhet RWH	Bishwanath	19,808	9,369	2.1	9,714	4,014	2.4	41	10	4.1	936	483	1.9	22	36	0.6
448	Sylhet RWH	Chhatak	31,300	13,953	2.2	24,435	9,768	2.5	185	55	3.4	2,189	819	2.7	271	34	8.0
449	Sylhet RWH	Chunarughat	20,650	9,554	2.2	23,960	14,260	1.7	6	4	1.5	2,088	1,081	1.9	1	23	0.0
450	Sylhet RWH	Companiganj	31,100	13,745	2.3	16,410	7,086	2.3	28	3	9.3	3,264	1,399	2.3	50	28	1.8

SL	Warehouse Name	Upazila Name	Condom			Shukhi			IUD			Injectables			Implant		
			CBL	AMD	MOS	CBL	AMD	MOS	CBL	AMD	MOS	CBL	AMD	MOS	CBL	AMD	MOS
451	Sylhet RWH	Dakshin Sunamganj	17,900	9,345	1.9	15,840	7,409	2.1	26	9	2.9	1,326	672	2.0	20	60	0.3
452	Sylhet RWH	Dakshin Surma	70,500	40,418	1.7	23,790	10,300	2.3	33	4	8.3	2,807	1,230	2.3	85	23	3.7
453	Sylhet RWH	Derai	34,204	26,250	1.3	19,557	10,638	1.8	54	20	2.7	2,061	949	2.2	220	46	4.8
454	Sylhet RWH	Dowarabazar	22,248	11,017	2.0	16,125	10,219	1.6	26	5	5.2	1,726	828	2.1	46	100	0.5
455	Sylhet RWH	Fenchuganj	14,100	6,325	2.2	8,475	3,320	2.6	38	16	2.4	609	276	2.2	50	18	2.8
456	Sylhet RWH	Golapganj	46,312	24,689	1.9	17,640	6,376	2.8	60	22	2.7	1,350	671	2.0	100	51	2.0
457	Sylhet RWH	Gowainghat	41,100	19,846	2.1	20,535	9,973	2.1	49	11	4.5	6,255	2,906	2.2	150	102	1.5
458	Sylhet RWH	Habiganj Sadar	42,300	17,584	2.4	39,103	15,679	2.5	235	96	2.4	3,807	1,507	2.5	50	50	1.0
459	Sylhet RWH	Jagannathpur	18,906	11,715	1.6	14,300	6,740	2.1	38	18	2.1	889	354	2.5	10	58	0.2
460	Sylhet RWH	Jaintiapur	35,100	18,485	1.9	16,440	7,745	2.1	64	22	2.9	4,700	2,477	1.9	100	23	4.3
461	Sylhet RWH	Jamalganj	17,776	11,915	1.5	20,895	9,768	2.1	30	3	10.0	2,622	1,191	2.2	50	34	1.5
462	Sylhet RWH	Juri	17,400	7,469	2.3	10,005	5,190	1.9	48	22	2.2	1,124	390	2.9	100	62	1.6
463	Sylhet RWH	Kamalganj	23,300	11,918	2.0	20,130	8,773	2.3	130	42	3.1	1,750	887	2.0	120	29	4.1
464	Sylhet RWH	Kanaighat	39,228	27,939	1.4	28,200	13,908	2.0	43	13	3.3	5,478	2,590	2.1	60	36	1.7
465	Sylhet RWH	Kulaura	25,184	11,522	2.2	20,105	10,382	1.9	17	6	2.8	3,938	2,305	1.7	100	32	3.1
466	Sylhet RWH	Lakhai	12,888	6,134	2.1	15,405	7,006	2.2	48	7	6.9	841	430	2.0	0	78	0.0
467	Sylhet RWH	Madhabpur	19,900	9,479	2.1	29,895	14,715	2.0	3	4	0.8	1,752	826	2.1	205	43	4.8
468	Sylhet RWH	Maulvibazar Sadar	29,736	11,489	2.6	28,065	9,303	3.0	188	84	2.2	2,145	931	2.3	230	50	4.6
469	Sylhet RWH	Nabiganj	19,500	8,341	2.3	21,690	10,734	2.0	36	10	3.6	1,226	446	2.7	50	44	1.1
470	Sylhet RWH	Rajnagar	24,000	9,208	2.6	20,990	9,808	2.1	46	15	3.1	2,888	1,236	2.3	150	54	2.8
471	Sylhet RWH	Sreemangal	33,000	13,368	2.5	24,195	11,174	2.2	71	29	2.4	2,729	1,303	2.1	0	101	0.0
472	Sylhet RWH	Sulla	16,100	9,017	1.8	14,785	5,761	2.6	14	2	7.0	815	391	2.1	110	27	4.1
473	Sylhet RWH	Sunamganj Sadar	28,156	12,855	2.2	19,439	8,189	2.4	87	29	3.0	2,691	1,185	2.3	237	75	3.2
474	Sylhet RWH	Sylhet Sadar	109,900	64,951	1.7	48,755	25,572	1.9	71	111	0.6	22,518	11,660	1.9	5	274	0.0
475	Sylhet RWH	Tahirpur	36,464	16,606	2.2	14,085	10,937	1.3	21	6	3.5	2,121	876	2.4	0	56	0.0

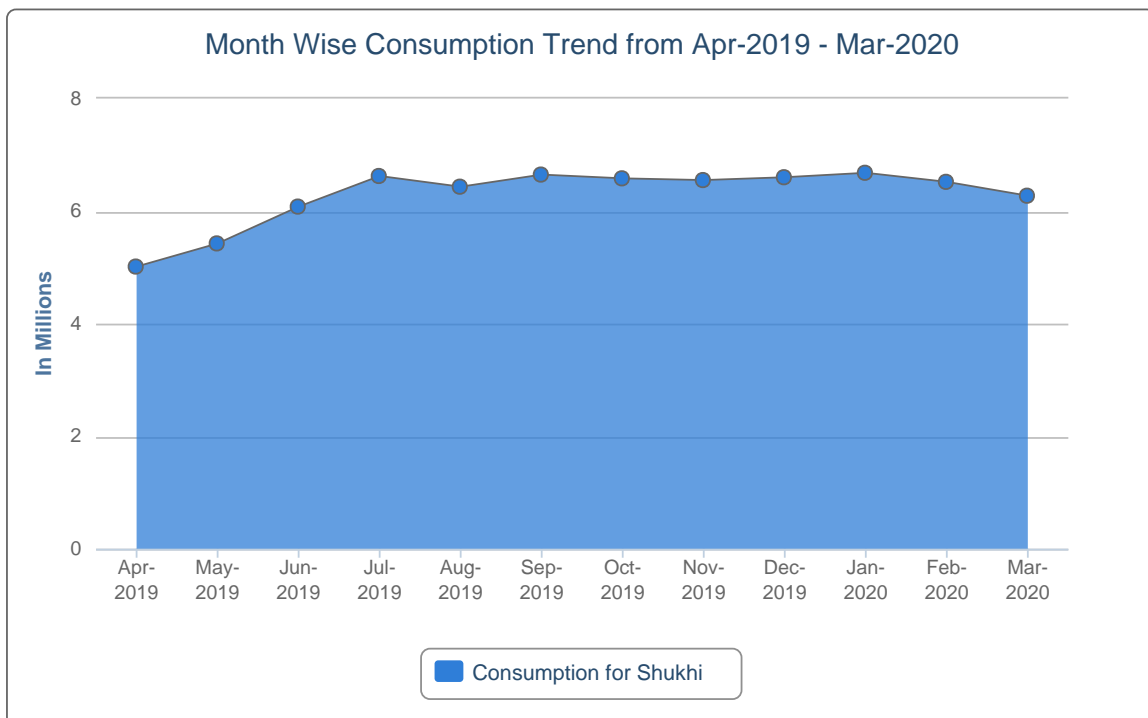
SL	Warehouse Name	Upazila Name	Condom			Shukhi			IUD			Injectables			Implant		
			CBL	AMD	MOS	CBL	AMD	MOS	CBL	AMD	MOS	CBL	AMD	MOS	CBL	AMD	MOS
476	Sylhet RWH	Zakiganj	42,512	22,763	1.9	20,841	9,590	2.2	33	9	3.7	2,880	1,260	2.3	60	94	0.6
477	Tangail RWH	Basail	48,836	22,560	2.2	37,177	12,576	3.0	169	29	5.8	4,971	1,224	4.1	500	107	4.7
478	Tangail RWH	Bhuapur	50,564	23,897	2.1	67,338	18,082	3.7	23	38	0.6	5,070	1,653	3.1	0	87	0.0
479	Tangail RWH	Chauhali	19,200	14,171	1.4	48,240	7,475	6.5	150	14	10.7	6,140	1,155	5.3	401	30	13.4
480	Tangail RWH	Delduar	36,600	20,826	1.8	38,757	18,116	2.1	140	25	5.6	6,010	1,305	4.6	150	49	3.1
481	Tangail RWH	Ghatail	90,060	39,684	2.3	51,825	42,679	1.2	160	25	6.4	6,300	3,708	1.7	200	89	2.2
482	Tangail RWH	Gopalpur	64,994	18,747	3.5	65,595	15,072	4.4	281	33	8.5	6,890	1,662	4.1	300	54	5.6
483	Tangail RWH	Kalihati	77,200	27,762	2.8	39,840	29,445	1.4	282	69	4.1	6,152	3,467	1.8	60	63	1.0
484	Tangail RWH	Madhupur	91,500	28,475	3.2	52,065	30,558	1.7	30	26	1.2	8,074	3,178	2.5	300	94	3.2
485	Tangail RWH	Mirzapur	46,388	27,491	1.7	57,795	24,607	2.3	130	45	2.9	4,526	1,221	3.7	100	65	1.5
486	Tangail RWH	Nagarpur	76,056	33,141	2.3	49,300	22,925	2.2	192	88	2.2	6,548	2,388	2.7	0	113	0.0
487	Tangail RWH	Sakhipur	43,668	23,423	1.9	78,675	22,958	3.4	140	32	4.4	4,334	1,018	4.3	700	32	21.9
488	Tangail RWH	Tangail Sadar	54,300	42,807	1.3	103,305	23,003	4.5	315	44	7.2	7,918	3,070	2.6	350	161	2.2

7. Month-wise Consumption Trend

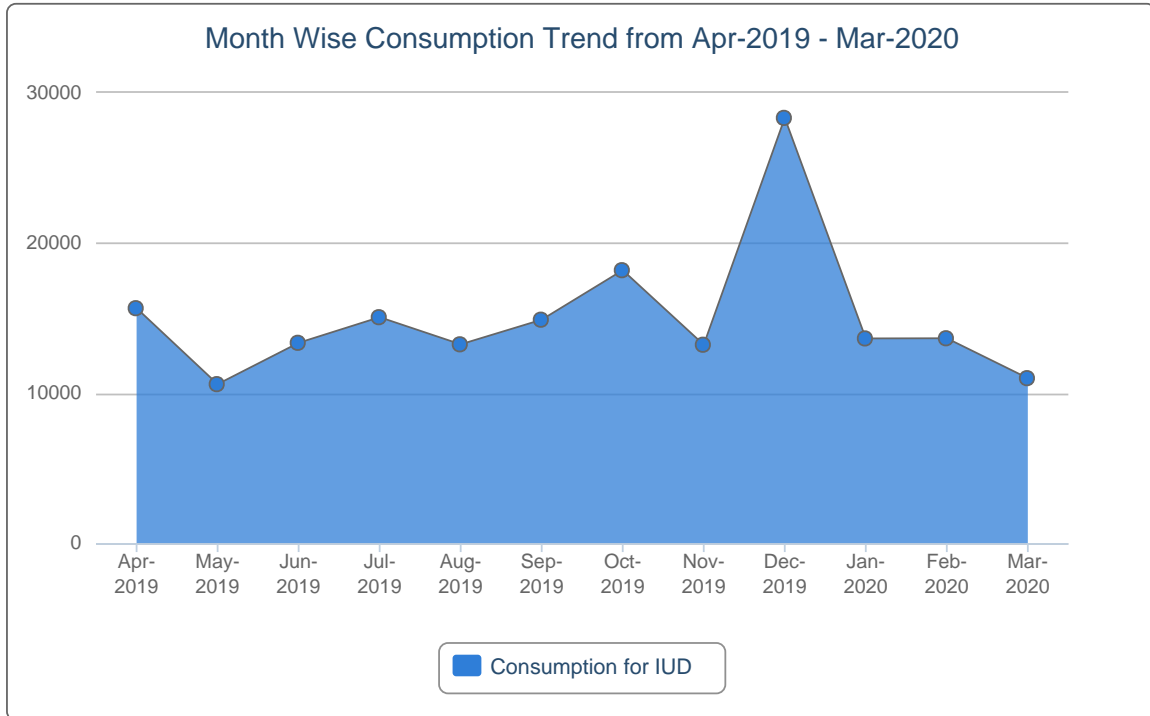
7(a).



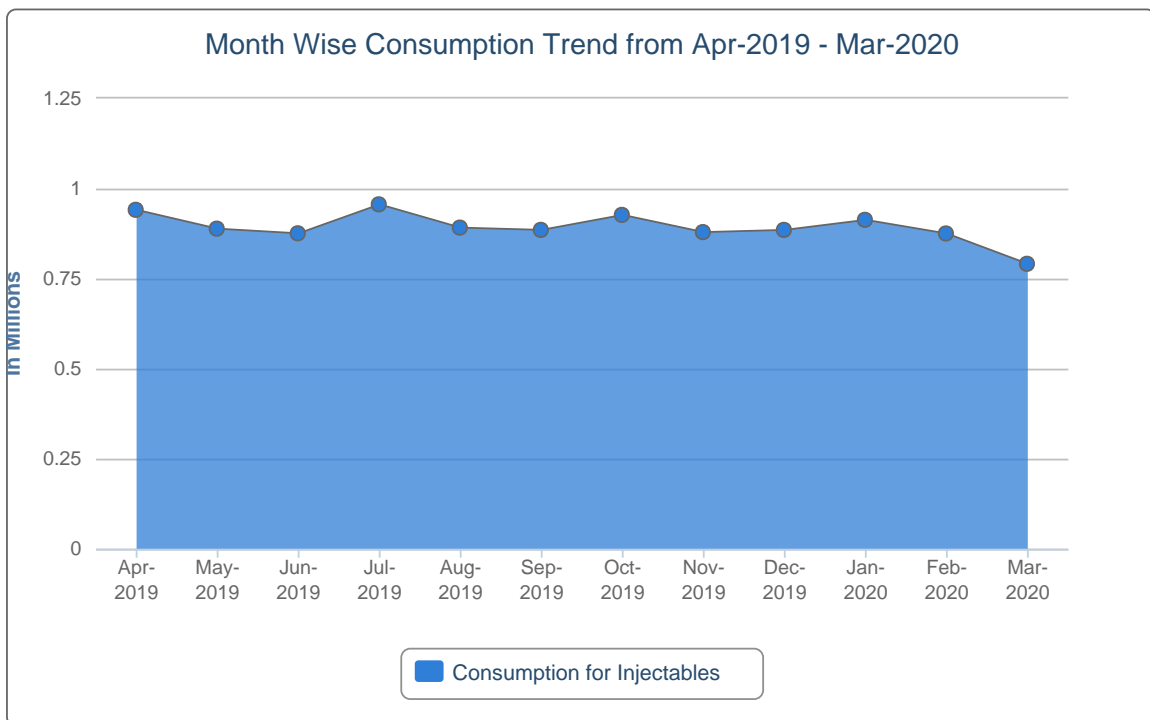
7(b).



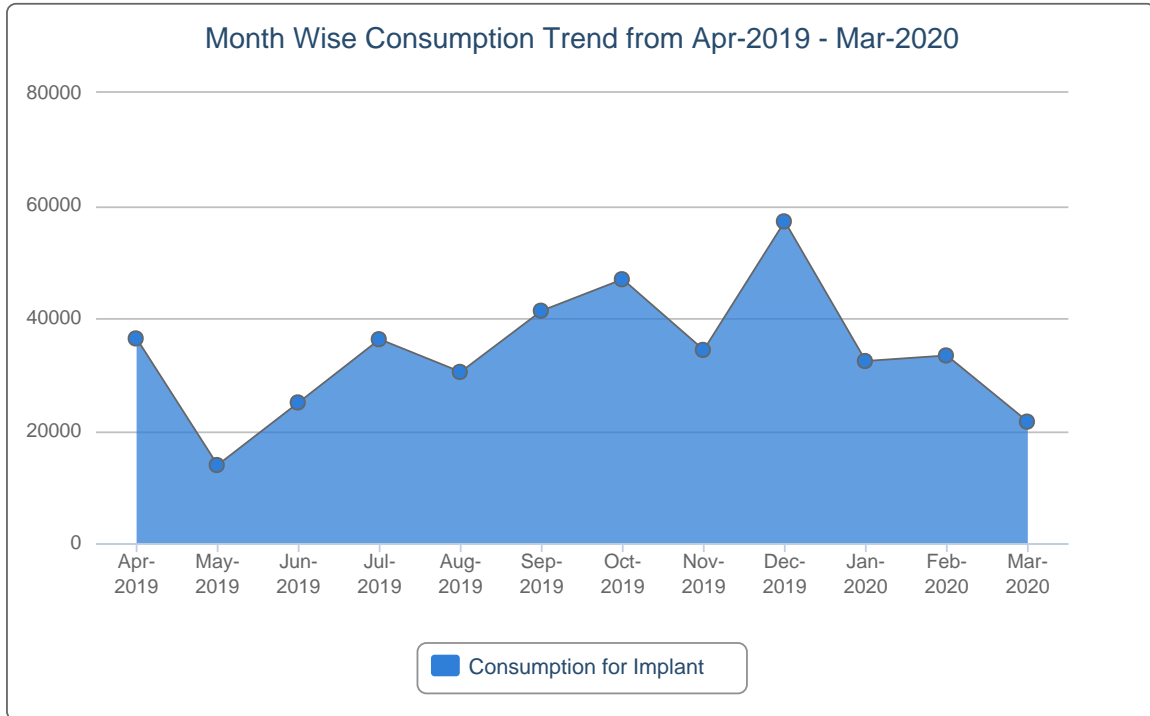
7(c).



7(d).



7(e).



8. Report on Upazila and Warehouse Having Stock Out in last month

SL	Products Name	No of Stockout WH	% of Stockout WH	No of Stockout Upazila Store	% of Stockout Upazila Store	No of Stockout Upazila Field	% of Stockout Upazila Field
1	Condom	0	0%	0	0%	0	0%
2	Shukhi	0	0%	0	0%	0	0%
3	IUD	0	0%	2	0%	0	0%
4	Injectables	0	0%	0	0%	0	0%
5	Implant (Total)	0	0%	-	-	0	0%

List of Stock Out Warehouses

SL	Commodity	Warehouse	Phone
<i>No StockOut in Warehouse</i>			

List of StockOut Upazilas

SL	Commodity	Warehouse	District	Upazila	Phone
1	IUD	Noakhali RWH	Lakshmipur	Kamalnagar, Lakshmipur	01715174256
2	IUD	Noakhali RWH	Lakshmipur	Ramgati, Lakshmipur	01715174233

“ছেলে হোক, মেয়ে হোক,
দু’টি সন্তানই যথেষ্ট”

Management Information System (MIS)
Directorate General of Family Planning (DGFP)

6, Kawran Bazar, Dhaka- 1215
Email: dirmis@dgfp.gov.bd, dirls@dgfp.gov.bd
www.dgfp.gov.bd, www.scmpbd.org

If you need more information, please visit at <https://www.scmpbd.org>