

FAMILY PLANNING MONTHLY LOGISTICS REPORT

October 2018



**Management Information System (MIS)
Directorate General of Family Planning (DGFP)**

6, Kawran Bazar, Dhaka1215

Email: dirmisfp@gmail.com, dirlsdgfp@gmail.com
www.dgfp.gov.bd, www.scmpbd.org

Government of the People's Republic of Bangladesh
Directorate General of Family Planning
Management Information System (MIS)
6, Kawran Bazar, Dhaka- 1215
www.dgfp.gov.bd


Memo No. DGFP/MIS/09(Report)/04/2017/995

Date: 02 December, 2018.

Sub: Family Planning Monthly Logistics Report for the Month of October' 2018.

Family Planning Monthly Logistics Report for the Month of October' 2018 is sent herewith for your kind information & necessary action. This report is prepared on the basis of Form-7 submitted by Warehouses and Form-7B submitted by Upazila Family Planning Offices by using WIMS & UIMS operational tools. It provides useful information on monthly distribution and stock balance of all the major contraceptives & DDS Kits of Warehouse/Upazila Stores. A summary of important events happened during reporting month included in this report. For more information you are requested to visit at www.scmpbd.org web site.

Comments and suggestions for improvement of this report will be highly appreciated.


(Md. Nazmus Sadat Salim)
Joint Secretary (MEFW Division)
and
Director & Line Director (MIS)
Phone: 9146262
Mail: dirmisfp@gmail.com

Memo No. - DGFP/MIS/09(Report)/04/2017/995/1(202)

Date: 02 December, 2018.

Copy of the report forwarded to:

1. Secretary, Medical Education & Family Welfare Division (MEFW Division), Bangladesh Secretariat, Dhaka.
2. Additional Secretary (Admin), (MEFW Division), Bangladesh Secretariat, Dhaka.
3. Joint Secretary (Development), (MEFW Division), Bangladesh Secretariat, Dhaka.
4. Joint Chief (Planning), Health Service Division, Bangladesh Secretariat, Dhaka
5. Joint Chief (Population & Planning wing), Planning commission, Sher-e-Bangla Nagar, Dhaka.
6. Joint Chief (Planning), Program Management and Monitoring Unit (PMMU), Azimpur, Dhaka-1205.
7. Deputy Chief (Planning), (ME&FW Division), Bangladesh Secretariat, Dhaka.
8. P.S. to the Honorable Minister, Ministry of Health and Family Welfare, Bangladesh Secretariat, Dhaka, for kind information of the Honorable Minister.
9. P.S. to the Honorable State Minister, Ministry of Health and Family Welfare, Bangladesh Secretariat, Dhaka, for kind information of the Honorable State Minister.
10. Director Administration, Directorate General of Family Planning, 6 Kawran Bazar, Dhaka 1215.
11. Director Logistics & Supply and Line Director (Procurement, Storage & Supply Management), Directorate General of Family Planning, 6 Kawran Bazar, Dhaka 1215.

12. Director Finance & Line Director (Family Planning Field Service Delivery), Directorate General of Family Planning, 6 Kawran Bazar, Dhaka 1215.
13. Director (IEM) & Line Director (Information, Education and Communication), Directorate General of Family Planning, 6 Kawran Bazar, Dhaka 1215.
14. Director Planning & Line Director (Planning Monitoring and Evaluation), Directorate General of Family Planning, 6 Kawran Bazar, Dhaka 1215.
15. Line Director (Maternal, Child, Reproductive and Adolescent Health), Directorate General of Family Planning, 6 Kawran Bazar, Dhaka 1215.
16. Line Director (Clinical Contraception Services Delivery Program), Directorate General of Family Planning, 6 Kawran Bazar, Dhaka 1215.
17. Divisional Director, Family Planning, Dhaka / Chittagong / Rajshahi / Khulna / Sylhet / Barisal/ Rangpur Division.
18. Deputy Chief (FW)/ (Health), Ministry of Health & Family Welfare, Bangladesh Secretariat, Dhaka.
19. Additional Director (Drugs and Stores), Directorate General of Family Planning, Central Warehouse, Mohakhali, Dhaka.
20. Deputy Director, Family Planning, ----- District (Your are requested to take appropriate measures to ensure timely online submission of Form 7B report from upazilas.
21. Supply Officer, Family Planning, ----- CWH/RWHs.
22. Assistant Maintenance Engineer, MIS Unit, DGFP (Requested to upload this report to DGFP website (www.dgfp.gov.bd).
23. Country Project Director, SIAPS/MSH, House: 3, Road: No. 23B, Gulshan-1, Dhaka-1212.
24. Country Director, the World Bank, E-32, Agargaon, Sher-e-Banala Nagar, Dhaka-1207.
25. Team Leader, Population & Health Team, USAID, Madani Avenue, Baridhara, Dhaka.
26. Country Representative, UNFPA, IDB Bhaban, Agargaon, Sher-E-Bangla Nagar, Dhaka.
27. Managing Director, SMC, SMC Tower, 33 Banani C/A, Dhaka-1213.
28. Documentation Center, IEM Unit, Directorate General of Family Planning, 6 Kawran Bazar, Dhaka.
29. Responsible person of Dispatch Section, MIS Unit is requested to distribute the published 'Family Planning Monthly Logistics Report' to concerned Person/Office/Organization.
30. PA to Director General, Directorate General of Family Planning, 6 Kawran Bazar, Dhaka 1215.
31. Office copy, MIS, DGFP, 6 Kawran Bazar, Dhaka -1215.
32. Concerned Organization/Person.

R Barua
02.12.2018
(Ajoy Ratan Barua)
Deputy Director (MIS)

Table Of Contents

	Page
1. DGFP Stock Status Report	1-2
2. National Receipts Quantity by Product by Month	3
3. National Level Contraceptive Summary Report	4
4. Stock Status Report at Different Levels	5
5. Contraceptive Stock Status by Product at Upazila Store and Field	6-10
6. Contraceptive Stock Status by Product at Regional Warehouses/Upazila	11-31
7. Month-wise Consumption Trend	32-34
8. Report on Upazila and Warehouse Having Stock Out in last month	35

DGFP STOCK STATUS NOTES
(For Contraceptives)
Month: October 2018

CONDOM – Current national stock is 54.29 million pieces and this stock can be used up to May 2019.

- 2018-19: GoB (Rev) – Contract signed with EDCL for advance procurement of 175 million pcs, and received 53.66 million in till October 2018. EDCL will supply rest 121.34 million by June 2019, estimated 15 million per month.

PILL – Current national stock of Oral Contraceptive Pill is 47.22 million cycles which will go up to May 2019.

- 2018-19: GoB (RPA) – 100 million cycles. IFT published. Tenders opened on 18.09.2018. Purchase summary sent to ministry for CCGP.
- 2018-19: GoB (RPA) – 10 million cycles (Third generation oral pill). Purchase summary sent to ministry for approval.

IUD – Current national stock is 0.235 million pcs and this stock can be used up to May 2020.

- Status of 2017-18 procurement: 0.45 million sets – Awaiting to receive.

INJECTABLES – Current stock of 8.69 million vials and that can be used up to July 2019.

- 2018-19: GOB (RPA) – 12.5 million vials. IFT published. NOA issued to the tenderer.

IMPLANT – Current stock is 0.152 million sets and this can be used up to April 2019.

- 2018-19 procurement: RPA (GoB) – 0.165 million sets: First shipment of 50,000 sets received on 12th September and rest 115,000 sets received on 4th October 2018.
- 2018 – 19 (GoB-Rev) - 0.22 million sets: IFT published. Tender opened on 24.09.2018 and NOA issued. Waiting to receive the goods hopefully by November 2018.
- 2018 – 19 (GoB-Dev) - 0.20 million sets: IFT published. Tender will be opened on 26.11.2018
- UNFPA will donate 200,000 units of single rod implant, expecting arrival by November 2018.

You can also download the previous reports from <http://www.scmpbd.org/>

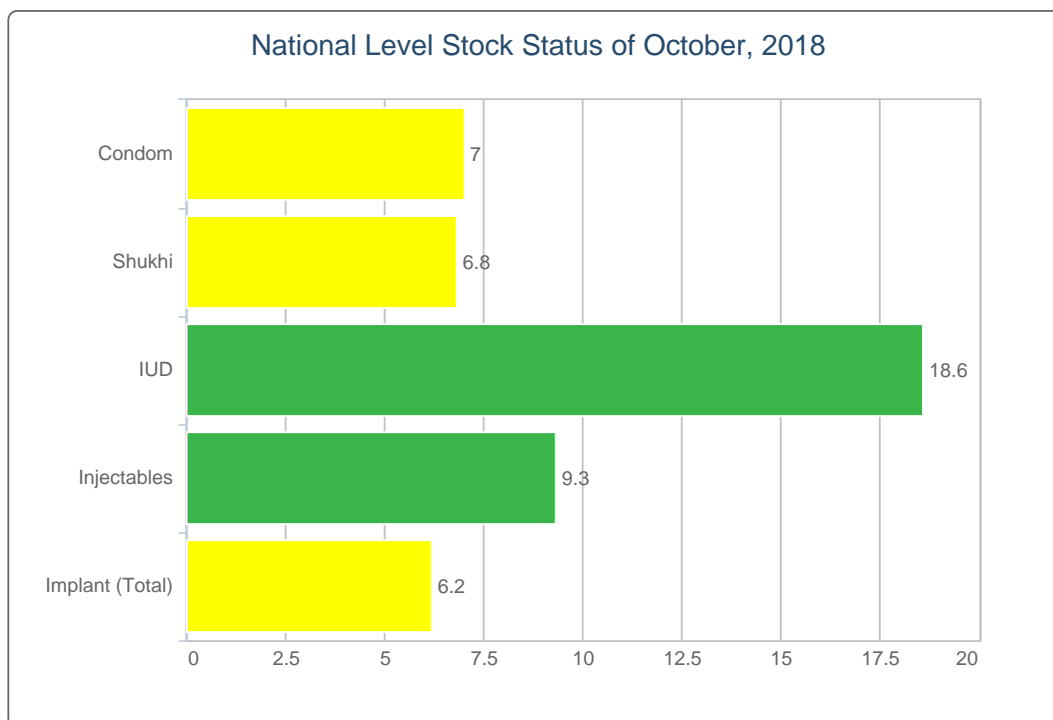
2. National Receipts Quantity by Product by Month

Contraceptive Received Report

Month: October, 2018

Item	Supplier	Receiver	Date Receipts	Qty
Condom	ESSENTIAL DRUGS CO. LTD.	Khulna RWH	31/10/18	5,197,600
	KHULNA ESSENTIAL LATEX PLANT((KELP)	Bogura RWH	31/10/18	6,390,000
Total				11,587,600
Implant (Total)	TECHNO DRUGS Ltd	Dhaka CWH	31/10/18	115,000
Total				115,000

3. National Level Contraceptive Summary Report

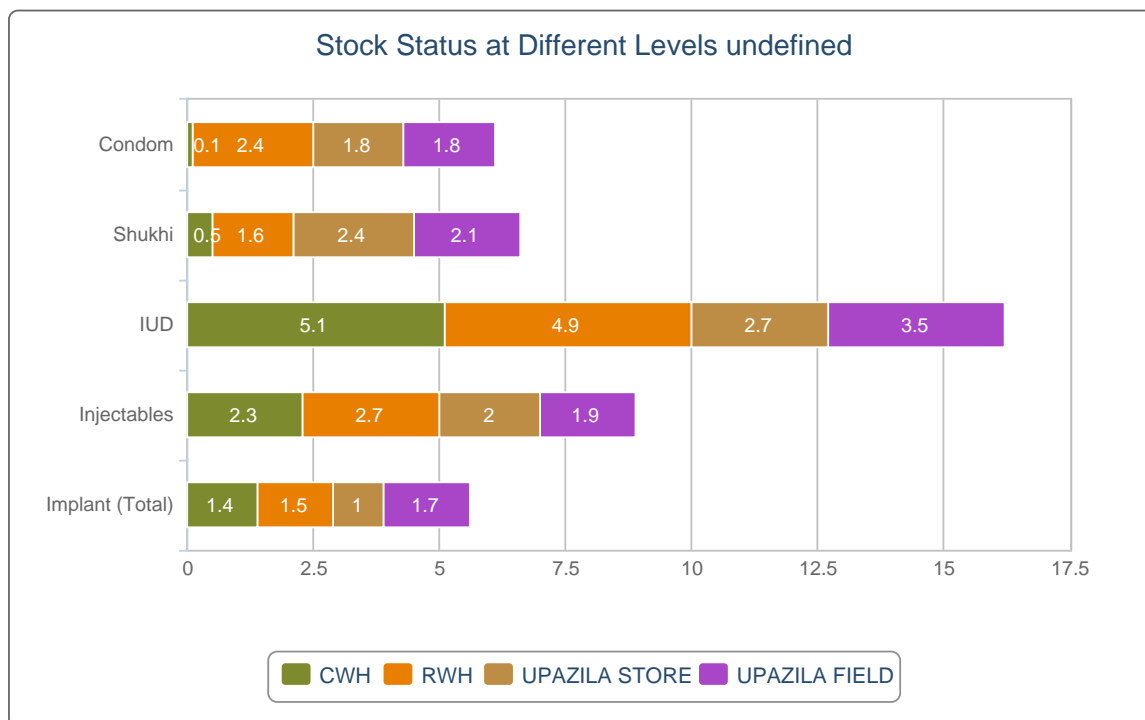


■ MOS less than 4.0
 ■ MOS 4.0 - 7.9
 ■ MOS 8.0 and above
 MOS = Month of Stock

National Level Stock Status of October, 2018

SL	Name of Products	Reported Consumption	Reported Closing Balance	Average Monthly Consumption	MOS
1	Condom	8,850,773	54,289,710	7,735,394	7.0
2	Shukhi	7,197,041	47,227,355	6,950,442	6.8
3	IUD	14,528	235,494	12,645	18.6
4	Injectables	980,145	8,698,092	940,259	9.3
5	Implant (Total)	27,680	152,416	24,411	6.2

4. Stock Status Report at Different Levels

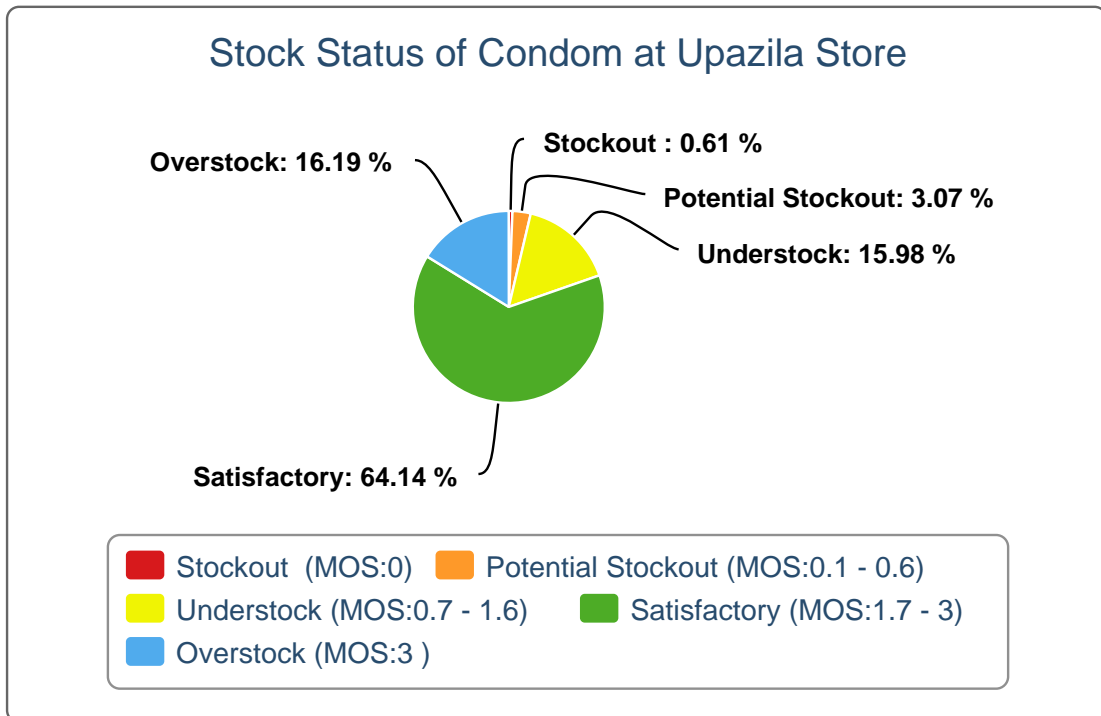


Stock Status at Different Levels October, 2018

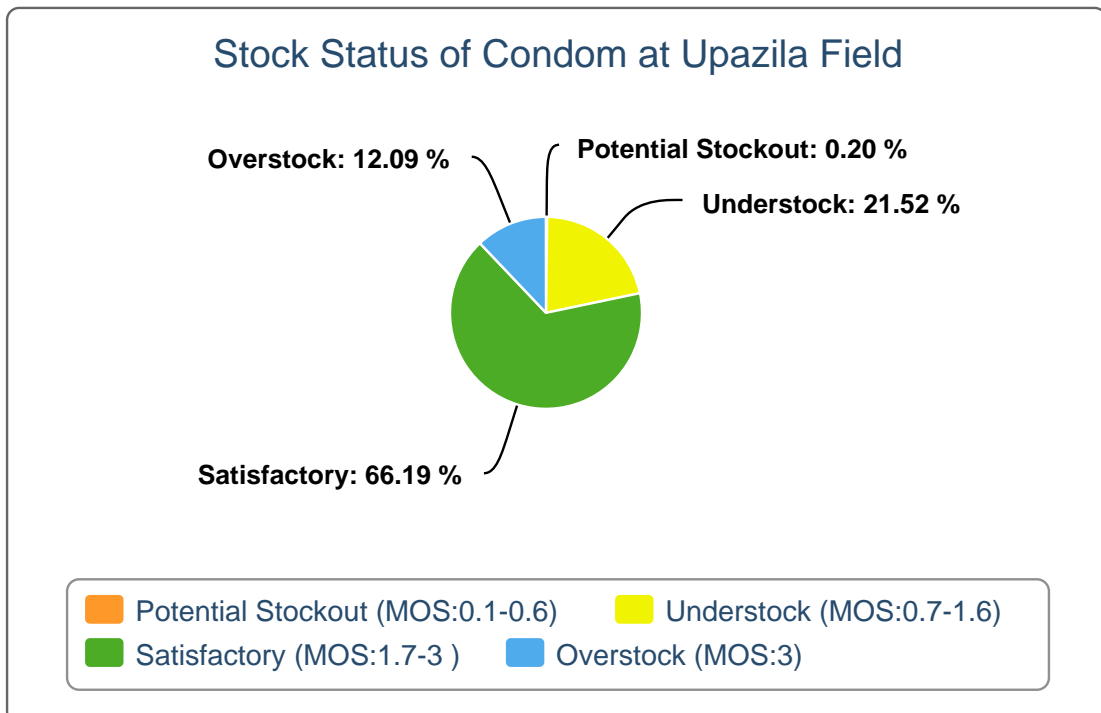
Products	Avg. Consump. of Last 6 Months	CWH Level	MOS	RWH Level	MOS	Upazila Level	MOS	Field Level	MOS	National Level	MOS
Condom	7,735,394	1,155,600	0.1	21,569,400	2.8	15,824,459	2	15,740,251	2	54,289,710	7
Shukhi	6,950,442	3,698,669	0.5	11,173,556	1.6	17,302,124	2.5	15,053,006	2.2	47,227,355	6.8
IUD	12,645	74,160	5.9	71,910	5.7	38,836	3.1	50,588	4	235,494	18.6
Injectables	940,259	2,262,485	2.4	2,641,400	2.8	1,962,518	2.1	1,831,689	1.9	8,698,092	9.3
Implant (Total)	24,411	38,300	1.6	40,321	1.7	27,771	1.1	46,024	1.9	152,416	6.2

5. Contraceptive Stock Status by Product at Upazila Store and Field

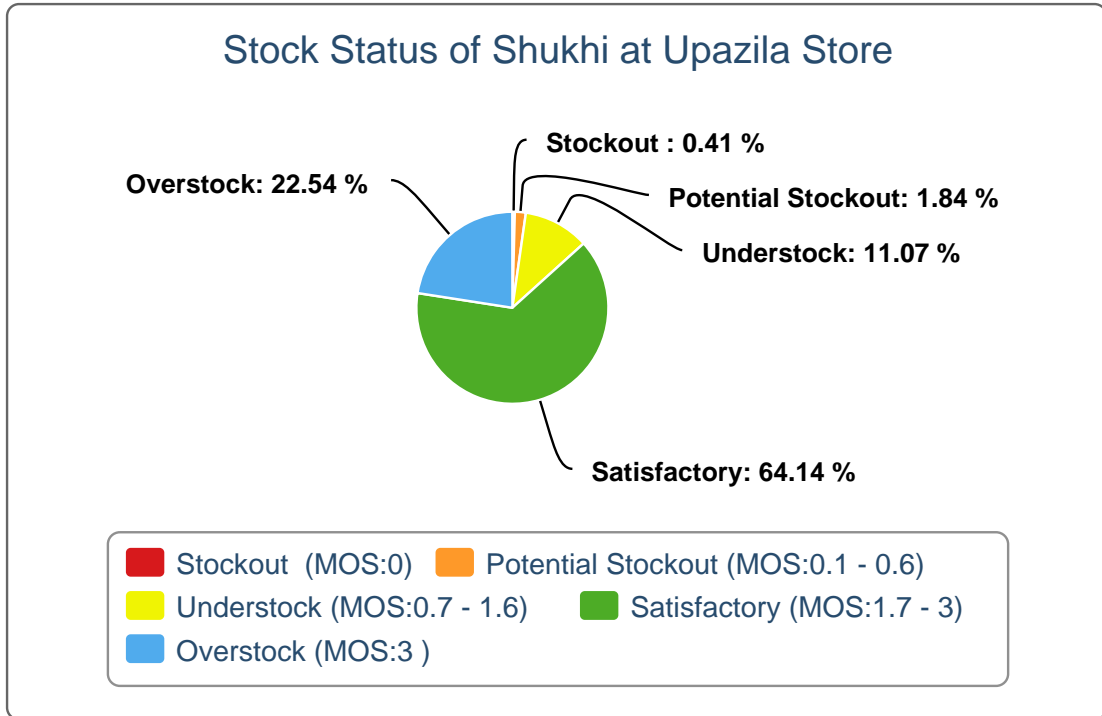
5(a).



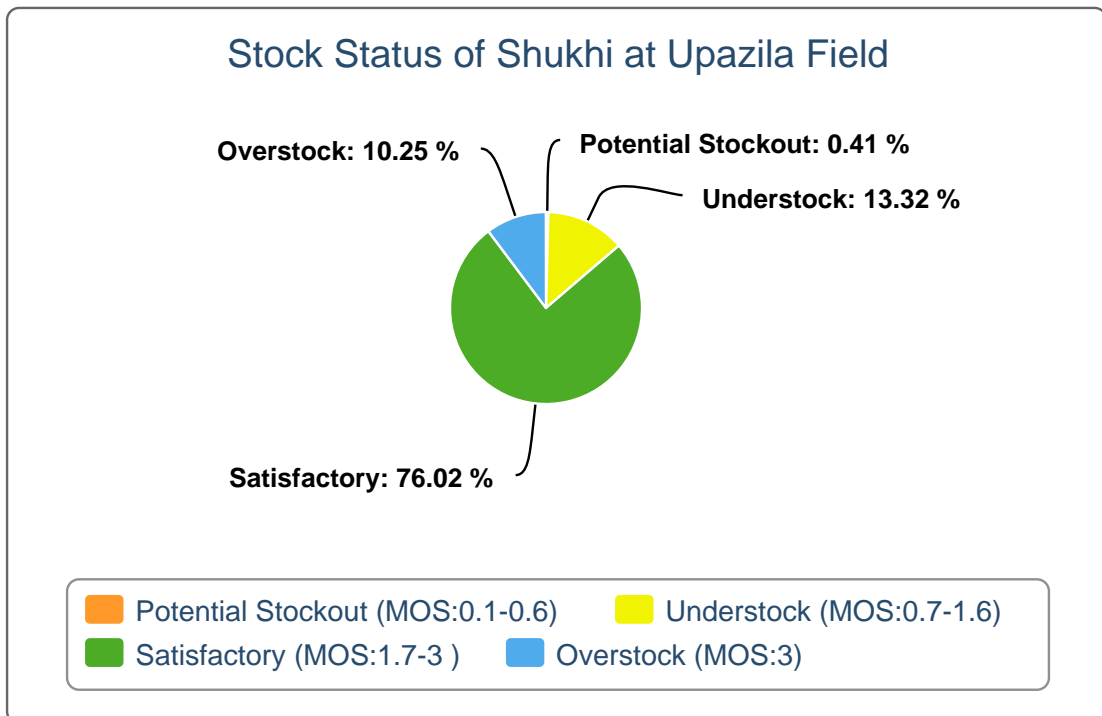
5(b).



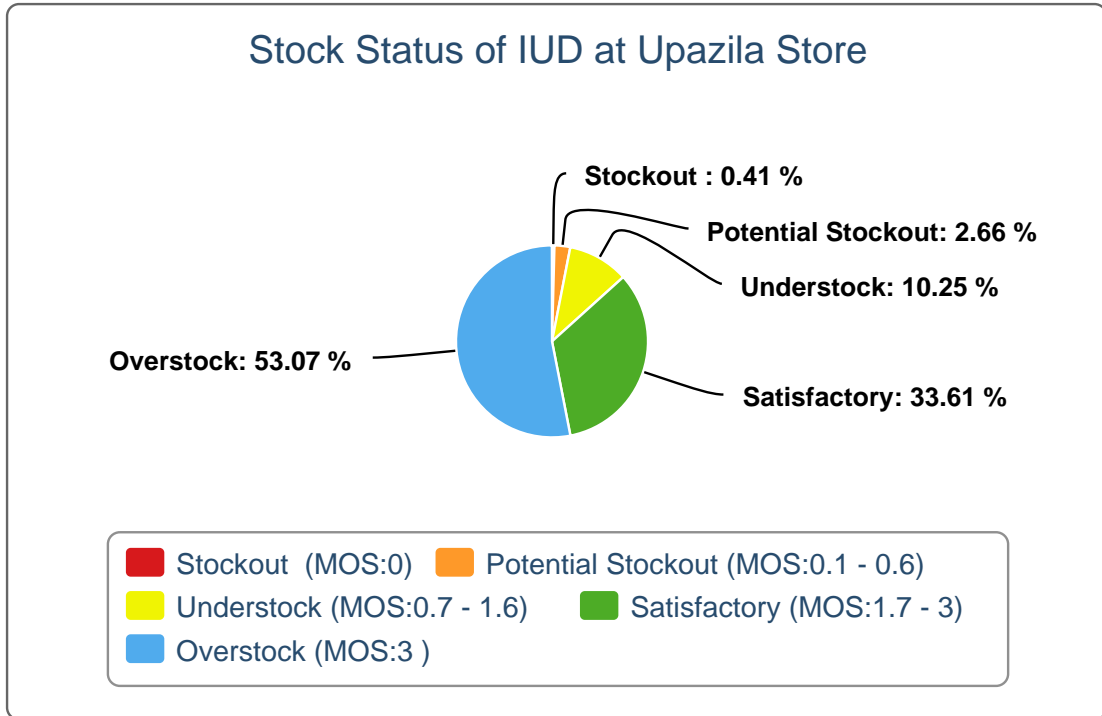
5(c).



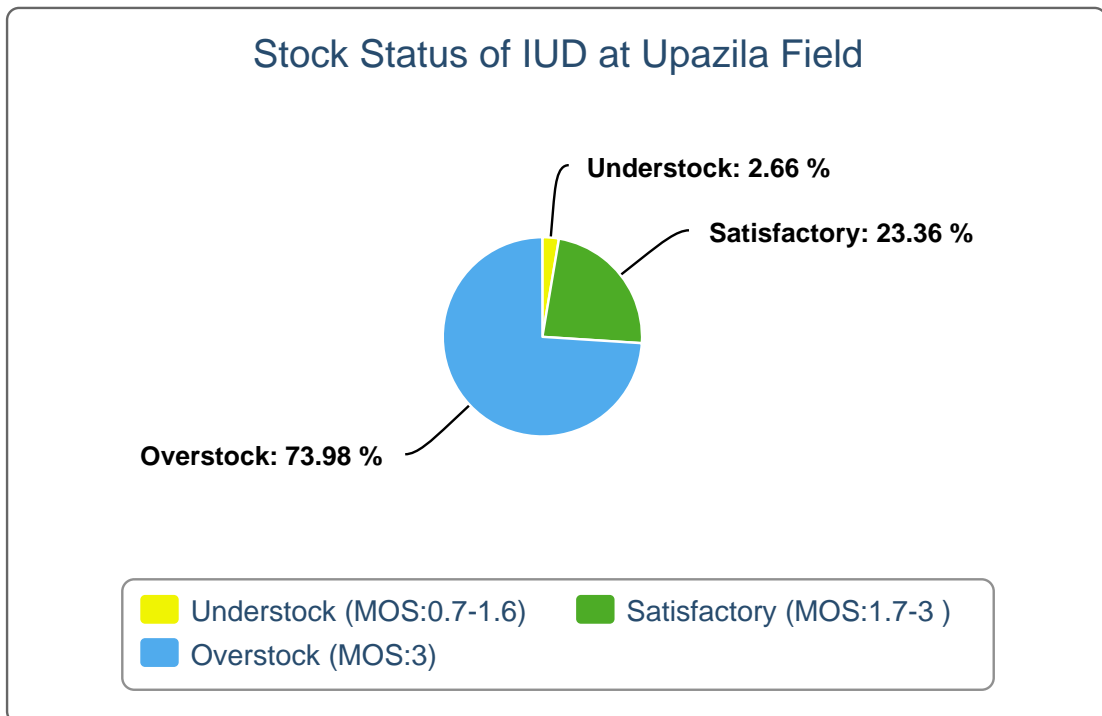
5(d).



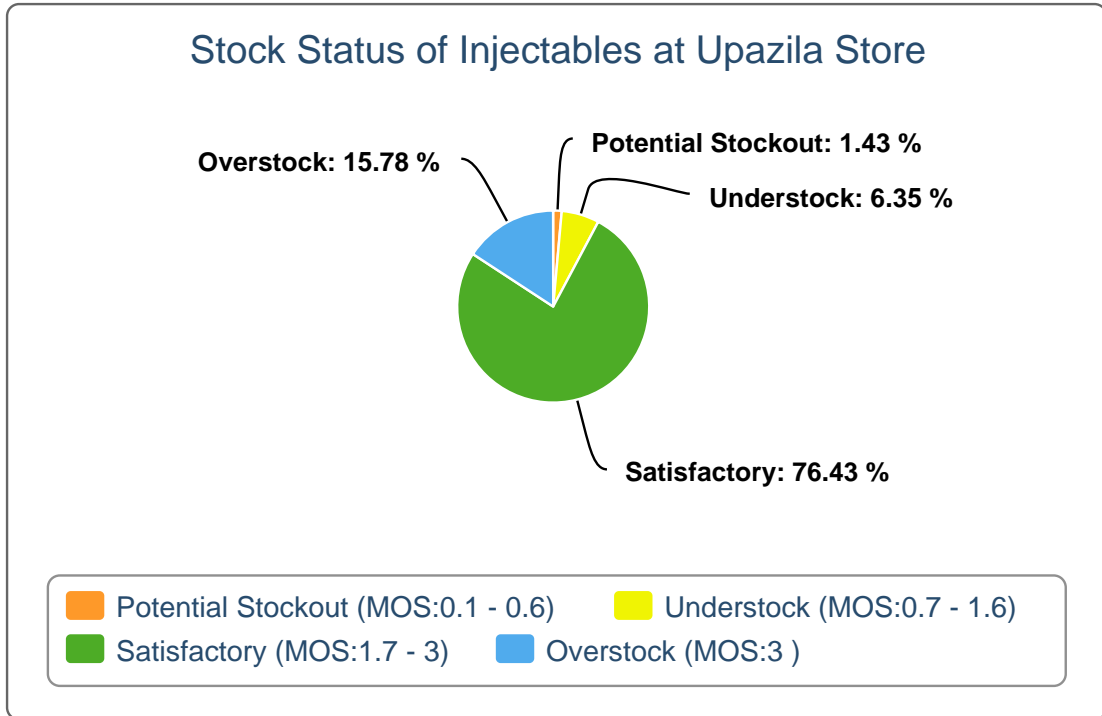
5(e).



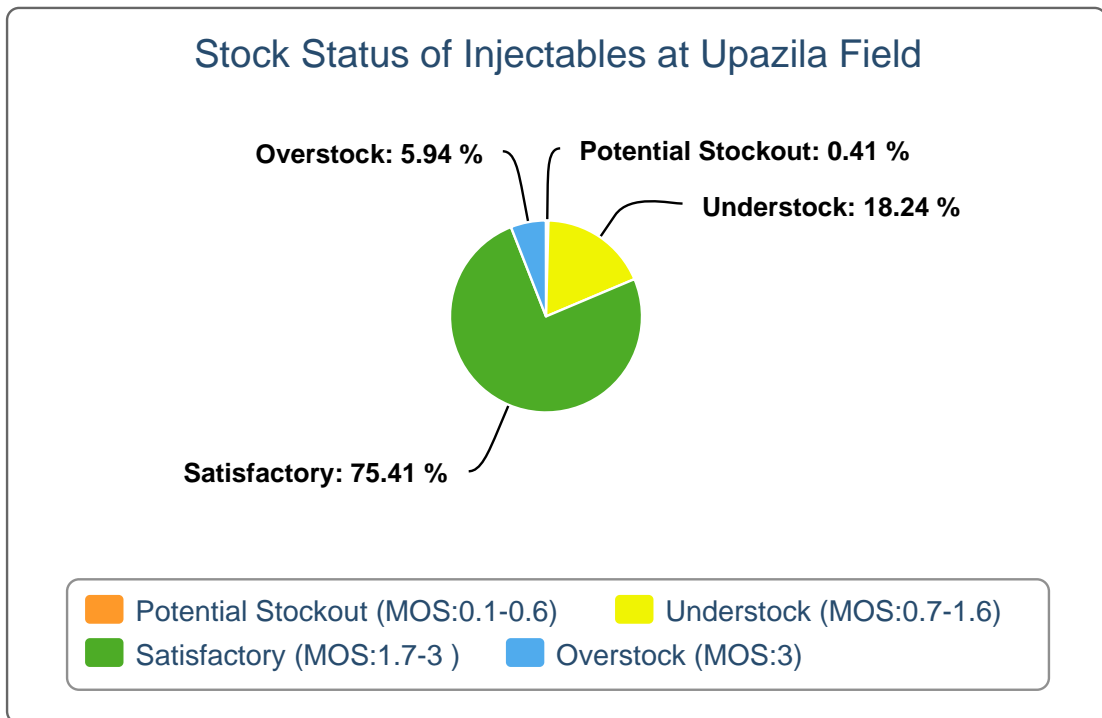
5(f).



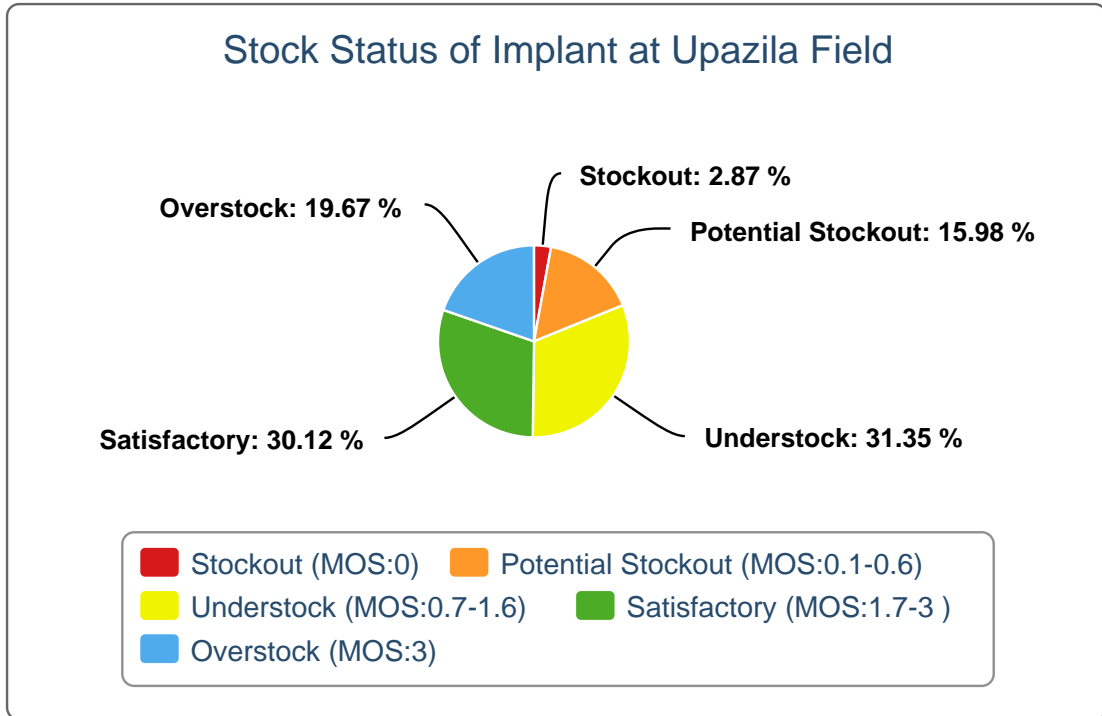
5(g).



5(h).



5(i).



6(a). Contraceptive Stock Status by Product at Regional Warehouses

SL	WH Name	Condom			Shukhi			IUD			Injectables			Implant		
		CBL	AMD	MOS	CBL	AMD	MOS	CBL	AMD	MOS	CBL	AMD	MOS	CBL	AMD	MOS
1	Bandarban RWH	104,400	35,004	3.0	63,360	20,387	3.1	695	82	8.5	8,000	3,150	2.5	310	164	1.9
2	Bhola RWH	226,800	92,653	2.4	427,680	84,733	5.0	1,550	189	8.2	98,000	39,961	2.5	1,000	389	2.6
3	Bogura RWH	413,800	494,525	0.8	285,635	397,359	0.7	3,650	514	7.1	281,000	32,171	8.7	2,200	1,772	1.2
4	Chattogram RWH	1,240,600	411,809	3.0	4,434,410	362,135	12.2	5,880	1,197	4.9	859,900	58,821	14.6	1,850	1,693	1.1
5	Cumilla RWH	341,000	405,193	0.8	574,780	380,544	1.5	2,940	1,248	2.4	130,000	67,994	1.9	1,095	1,725	0.6
6	Dhaka CWH	1,155,600	1,239,260	0.9	3,698,669	871,898	4.2	74,160	1,776	41.8	2,262,485	110,998	20.4	38,300	2,337	16.4
7	Dinajpur RWH	298,800	175,601	1.7	118,080	308,078	0.4	2,050	429	4.8	85,000	36,762	2.3	2,782	1,340	2.1
8	Faridpur RWH	1,353,600	555,400	2.4	203,040	390,144	0.5	7,150	898	8.0	109,000	46,323	2.4	3,250	1,490	2.2
9	Jamalpur RWH	745,200	218,027	3.4	905,760	228,561	4.0	3,728	356	10.5	85,800	31,031	2.8	3,450	827	4.2
10	Jashore RWH	435,600	398,005	1.1	479,520	300,072	1.6	3,900	425	9.2	78,800	46,176	1.7	2,102	914	2.3
11	Khulna RWH	10,348,400	599,733	17.3	161,610	429,680	0.4	8,750	693	12.6	76,800	44,582	1.7	3,100	1,304	2.4
12	Kushtia RWH	525,600	211,363	2.5	414,720	162,187	2.6	1,664	175	9.5	57,900	34,707	1.7	604	400	1.5
13	Mymensingh RWH	1,209,600	560,912	2.2	434,880	712,108	0.6	4,250	680	6.3	187,500	53,527	3.5	4,150	1,838	2.3
14	Noakhali RWH	144,000	222,141	0.6	169,920	187,086	0.9	625	494	1.3	118,800	40,739	2.9	900	1,150	0.8
15	Pabna RWH	705,600	388,839	1.8	499,680	358,460	1.4	4,150	719	5.8	77,000	46,035	1.7	2,150	860	2.5
16	Patuakhali RWH	201,600	112,609	1.8	433,440	154,591	2.8	3,500	317	11.0	62,400	25,377	2.5	1,800	728	2.5
17	Rajshahi RWH	723,600	505,944	1.4	370,080	311,673	1.2	4,704	394	11.9	48,600	37,515	1.3	100	1,000	0.1
18	Rangamati RWH	117,600	44,861	2.6	83,520	32,979	2.5	624	67	9.3	7,200	3,339	2.2	5	211	0.0
19	Rangpur RWH	1,490,400	422,016	3.5	338,400	571,993	0.6	8,550	1,090	7.8	123,000	103,911	1.2	5,600	2,154	2.6
20	Sylhet RWH	759,600	400,659	1.9	450,720	393,467	1.1	2,550	526	4.8	83,700	49,147	1.7	3,073	1,407	2.2
21	Tangail RWH	183,600	240,840	0.8	324,321	292,307	1.1	1,000	376	2.7	63,000	27,993	2.3	800	708	1.1

6(b). Contraceptive Stock Status by Product at Upazila

SL	Warehouse Name	Upazila Name	Condom			Shukhi			IUD			Injectables			Implant		
			CBL	AMD	MOS	CBL	AMD	MOS	CBL	AMD	MOS	CBL	AMD	MOS	CBL	AMD	MOS
1	Bandarban RWH	Alikadam	13,000	6,438	2.0	4,917	2,193	2.2	36	11	3.3	2,038	745	2.7	5	42	0.1
2	Bandarban RWH	Bandarban Sadar	12,100	4,944	2.4	9,220	4,038	2.3	61	22	2.8	1,619	638	2.5	80	21	3.8
3	Bandarban RWH	Lama	18,984	5,948	3.2	8,805	4,943	1.8	43	21	2.0	2,267	719	3.2	102	23	4.4
4	Bandarban RWH	Naikhongchhari	14,300	7,776	1.8	10,800	4,474	2.4	35	12	2.9	1,325	705	1.9	51	21	2.4
5	Bandarban RWH	Rowangchhari	6,000	2,117	2.8	6,640	1,804	3.7	43	3	14.3	423	160	2.6	0	22	0.0
6	Bandarban RWH	Ruma	23,200	5,275	4.4	4,185	1,517	2.8	22	6	3.7	270	117	2.3	5	8	0.6
7	Bandarban RWH	Thanchi	7,400	2,506	3.0	4,920	1,418	3.5	26	7	3.7	910	66	13.8	40	27	1.5
8	Bhola RWH	Bhola Sadar	26,300	11,785	2.2	18,510	10,065	1.8	102	53	1.9	10,250	5,532	1.9	0	108	0.0
9	Bhola RWH	Burhanuddin	18,600	4,249	4.4	22,860	7,374	3.1	35	14	2.5	4,219	1,609	2.6	0	66	0.0
10	Bhola RWH	Char Fasson	50,300	17,913	2.8	33,318	16,893	2.0	90	33	2.7	18,056	9,268	1.9	48	69	0.7
11	Bhola RWH	Daulat Khan	8,800	6,041	1.5	15,160	7,527	2.0	66	15	4.4	10,500	4,263	2.5	144	17	8.5
12	Bhola RWH	Hizla	22,300	8,997	2.5	10,200	5,114	2.0	40	10	4.0	3,589	1,563	2.3	72	11	6.5
13	Bhola RWH	Lalmohan	21,800	11,933	1.8	24,645	11,650	2.1	65	18	3.6	13,180	6,238	2.1	0	45	0.0
14	Bhola RWH	Manpura	6,552	3,710	1.8	4,838	2,880	1.7	35	5	7.0	3,261	1,910	1.7	72	22	3.3
15	Bhola RWH	Mehendiganj	30,800	13,972	2.2	23,175	10,567	2.2	45	16	2.8	9,218	4,583	2.0	72	11	6.5
16	Bhola RWH	Muladi	15,600	7,701	2.0	12,055	7,289	1.7	28	12	2.3	4,108	1,950	2.1	0	22	0.0
17	Bhola RWH	Tazumuddin	17,300	6,352	2.7	19,650	5,374	3.7	50	13	3.8	5,800	3,045	1.9	0	18	0.0
18	Bogura RWH	Adamdighi	51,300	9,976	5.1	44,145	6,900	6.4	124	17	7.3	3,018	402	7.5	0	36	0.0
19	Bogura RWH	Akkelpur	58,900	4,592	12.8	34,945	5,344	6.5	96	9	10.7	3,259	455	7.2	0	43	0.0
20	Bogura RWH	Atrai	36,400	9,535	3.8	38,120	12,311	3.1	169	10	16.9	2,806	472	5.9	10	38	0.3
21	Bogura RWH	Badalgachhi	52,500	14,478	3.6	47,220	14,395	3.3	114	10	11.4	8,286	1,726	4.8	72	49	1.5
22	Bogura RWH	Bogura Sadar	26,240	54,159	0.5	8,250	18,414	0.4	95	41	2.3	4,113	2,067	2.0	306	158	1.9
23	Bogura RWH	Dhamoirhat	36,100	8,378	4.3	30,631	8,525	3.6	108	17	6.4	3,566	899	4.0	100	29	3.4
24	Bogura RWH	Dhunat	78,900	28,855	2.7	27,335	19,885	1.4	146	17	8.6	4,861	2,123	2.3	200	64	3.1
25	Bogura RWH	Dhupchanchia	47,400	6,460	7.3	24,660	7,985	3.1	409	17	24.1	2,412	721	3.3	50	83	0.6

SL	Warehouse Name	Upazila Name	Condom			Shukhi			IUD			Injectables			Implant		
			CBL	AMD	MOS	CBL	AMD	MOS	CBL	AMD	MOS	CBL	AMD	MOS	CBL	AMD	MOS
26	Bogura RWH	Gabtali	65,100	36,345	1.8	31,035	19,252	1.6	70	10	7.0	5,056	2,587	2.0	0	62	0.0
27	Bogura RWH	Ghoraghat	57,900	5,644	10.3	44,310	7,050	6.3	122	21	5.8	2,625	428	6.1	150	34	4.4
28	Bogura RWH	Hakimpur	76,300	7,050	10.8	37,566	6,060	6.2	137	10	13.7	4,058	357	11.4	150	38	3.9
29	Bogura RWH	Joypurhat Sadar	54,000	17,962	3.0	44,793	12,581	3.6	120	55	2.2	4,550	1,243	3.7	120	150	0.8
30	Bogura RWH	Kahaloo	20,300	17,354	1.2	34,425	11,649	3.0	106	21	5.0	2,193	896	2.4	0	72	0.0
31	Bogura RWH	Kalai	24,084	5,904	4.1	21,765	8,336	2.6	100	10	10.0	1,485	470	3.2	0	27	0.0
32	Bogura RWH	Khetlal	52,600	7,631	6.9	32,115	5,187	6.2	137	8	17.1	2,238	237	9.4	0	29	0.0
33	Bogura RWH	Mahadebpur	52,000	14,552	3.6	58,575	17,328	3.4	102	13	7.8	2,969	934	3.2	222	55	4.0
34	Bogura RWH	Manda	83,100	19,502	4.3	103,680	31,852	3.3	253	52	4.9	7,205	1,847	3.9	10	56	0.2
35	Bogura RWH	Nandigram	18,300	8,310	2.2	12,345	12,221	1.0	54	3	18.0	1,960	376	5.2	0	41	0.0
36	Bogura RWH	Naogaon Sadar	69,900	23,478	3.0	65,175	18,811	3.5	137	19	7.2	4,472	1,387	3.2	0	74	0.0
37	Bogura RWH	Niamatpur	49,900	13,132	3.8	39,735	12,369	3.2	174	15	11.6	2,958	915	3.2	0	44	0.0
38	Bogura RWH	Panchbibi	61,990	11,508	5.4	51,012	8,975	5.7	35	8	4.4	4,097	627	6.5	101	96	1.1
39	Bogura RWH	Patnitala	53,900	9,561	5.6	46,517	9,147	5.1	146	10	14.6	3,016	507	5.9	202	63	3.2
40	Bogura RWH	Porsha	61,740	10,917	5.7	61,545	9,909	6.2	148	9	16.4	2,947	473	6.2	244	20	12.2
41	Bogura RWH	Raninagar	29,300	12,172	2.4	27,135	13,470	2.0	84	6	14.0	2,474	512	4.8	50	30	1.7
42	Bogura RWH	Sapahar	51,366	8,549	6.0	44,595	10,766	4.1	59	5	11.8	4,087	959	4.3	50	33	1.5
43	Bogura RWH	Sariakandi	36,000	11,824	3.0	31,515	8,584	3.7	79	20	4.0	2,425	1,044	2.3	0	95	0.0
44	Bogura RWH	Shajahanpur	74,600	38,462	1.9	53,600	16,279	3.3	179	21	8.5	3,867	1,036	3.7	0	61	0.0
45	Bogura RWH	Sherpur	23,100	28,913	0.8	38,266	20,647	1.9	61	17	3.6	4,117	1,571	2.6	0	55	0.0
46	Bogura RWH	Shibganj	14,300	27,204	0.5	38,850	23,498	1.7	141	21	6.7	11,200	3,739	3.0	0	68	0.0
47	Bogura RWH	Sonatola	77,900	22,118	3.5	68,220	19,629	3.5	100	22	4.5	5,271	1,161	4.5	0	69	0.0
48	Chattogram RWH	Anowara	23,400	9,945	2.4	25,770	12,139	2.1	21	29	0.7	1,741	894	1.9	130	44	3.0
49	Chattogram RWH	Banshkhali	29,700	13,617	2.2	30,630	14,268	2.1	62	32	1.9	4,877	2,327	2.1	102	47	2.2
50	Chattogram RWH	Boalkhali	18,600	7,922	2.3	21,959	11,087	2.0	112	33	3.4	810	543	1.5	150	37	4.1

SL	Warehouse Name	Upazila Name	Condom			Shukhi			IUD			Injectables			Implant		
			CBL	AMD	MOS	CBL	AMD	MOS	CBL	AMD	MOS	CBL	AMD	MOS	CBL	AMD	MOS
51	Chattogram RWH	Chakaria	25,400	16,030	1.6	33,465	16,665	2.0	119	40	3.0	8,437	4,217	2.0	182	100	1.8
52	Chattogram RWH	Chandanaish	25,800	8,909	2.9	23,835	10,024	2.4	111	38	2.9	1,825	908	2.0	20	35	0.6
53	Chattogram RWH	Cox's Bazar Sadar	48,200	23,534	2.0	41,565	20,380	2.0	310	34	9.1	5,890	2,979	2.0	20	98	0.2
54	Chattogram RWH	Dighinala	20,000	8,843	2.3	17,280	8,467	2.0	30	13	2.3	1,885	976	1.9	115	21	5.5
55	Chattogram RWH	Double Mooring	68,096	39,691	1.7	28,685	12,814	2.2	183	115	1.6	9,839	4,765	2.1	270	121	2.2
56	Chattogram RWH	Fatikchhari	54,184	21,965	2.5	42,335	18,981	2.2	108	37	2.9	5,164	2,470	2.1	0	98	0.0
57	Chattogram RWH	Hathazari	54,700	27,276	2.0	38,265	17,922	2.1	93	38	2.4	2,999	1,388	2.2	0	23	0.0
58	Chattogram RWH	Khagrachhari Sadar	14,800	7,071	2.1	12,360	5,963	2.1	151	39	3.9	1,461	702	2.1	50	29	1.7
59	Chattogram RWH	Kutubdia	23,700	3,366	7.0	26,985	4,315	6.3	215	14	15.4	4,125	1,305	3.2	150	53	2.8
60	Chattogram RWH	Lakshmichhari	13,500	1,902	7.1	6,255	2,727	2.3	49	12	4.1	288	108	2.7	10	12	0.8
61	Chattogram RWH	Lohagara	14,400	6,287	2.3	20,115	9,529	2.1	50	18	2.8	3,353	1,567	2.1	100	45	2.2
62	Chattogram RWH	Mahalchhari	14,700	3,537	4.2	13,515	4,297	3.1	32	4	8.0	832	367	2.3	100	28	3.6
63	Chattogram RWH	Maheshkhali	20,900	8,051	2.6	37,830	17,585	2.2	42	48	0.9	5,998	3,029	2.0	0	74	0.0
64	Chattogram RWH	Manikchhari	8,600	1,404	6.1	4,350	1,888	2.3	23	3	7.7	1,067	491	2.2	45	14	3.2
65	Chattogram RWH	Matiranga	17,200	7,465	2.3	15,765	7,305	2.2	98	17	5.8	1,938	920	2.1	65	19	3.4
66	Chattogram RWH	Mirsharai	19,400	12,353	1.6	28,909	15,269	1.9	66	50	1.3	4,253	2,336	1.8	200	73	2.7
67	Chattogram RWH	Panchhari	13,800	2,710	5.1	11,670	4,170	2.8	15	2	7.5	575	235	2.4	15	29	0.5
68	Chattogram RWH	Panchlaish	47,730	32,683	1.5	31,835	10,905	2.9	199	119	1.7	7,830	3,643	2.1	90	95	0.9
69	Chattogram RWH	Patiya	33,300	20,216	1.6	40,560	19,716	2.1	235	121	1.9	4,140	2,141	1.9	70	85	0.8
70	Chattogram RWH	Pekua	12,700	6,406	2.0	11,925	6,662	1.8	101	12	8.4	3,584	1,986	1.8	56	53	1.1
71	Chattogram RWH	Ramgarh	16,500	3,196	5.2	9,135	4,245	2.2	6	4	1.5	501	273	1.8	81	53	1.5
72	Chattogram RWH	Ramu	24,100	10,456	2.3	21,090	9,938	2.1	76	23	3.3	4,616	2,397	1.9	150	83	1.8
73	Chattogram RWH	Rangunia	33,500	21,897	1.5	33,585	15,515	2.2	108	51	2.1	4,251	1,951	2.2	0	32	0.0
74	Chattogram RWH	Raozan	38,880	16,790	2.3	29,285	14,117	2.1	98	50	2.0	2,674	1,313	2.0	102	40	2.6
75	Chattogram RWH	Sandwip	68,366	10,455	6.5	38,775	11,041	3.5	244	34	7.2	10,859	1,663	6.5	200	44	4.5

SL	Warehouse Name	Upazila Name	Condom			Shukhi			IUD			Injectables			Implant		
			CBL	AMD	MOS	CBL	AMD	MOS	CBL	AMD	MOS	CBL	AMD	MOS	CBL	AMD	MOS
76	Chattogram RWH	Satkania	20,800	10,001	2.1	25,125	11,612	2.2	72	28	2.6	1,940	951	2.0	0	53	0.0
77	Chattogram RWH	Sitakunda	41,100	19,289	2.1	29,615	14,376	2.1	101	69	1.5	3,688	1,805	2.0	200	34	5.9
78	Chattogram RWH	Teknaf	53,912	22,525	2.4	47,385	21,461	2.2	184	57	3.2	10,736	6,365	1.7	0	79	0.0
79	Chattogram RWH	Ukhia	39,700	6,017	6.6	12,030	6,752	1.8	151	13	11.6	5,307	1,806	2.9	0	42	0.0
80	Cumilla RWH	Akhaura	33,760	5,781	5.8	38,640	5,281	7.3	116	9	12.9	2,405	736	3.3	120	15	8.0
81	Cumilla RWH	Ashuganj	3,224	11,830	0.3	21,375	7,060	3.0	125	25	5.0	7,780	1,145	6.8	0	30	0.0
82	Cumilla RWH	Banchhampur	17,200	13,298	1.3	22,500	10,996	2.0	116	40	2.9	3,732	2,876	1.3	172	46	3.7
83	Cumilla RWH	Barura	31,200	16,207	1.9	4,490	19,567	0.2	199	58	3.4	4,017	3,129	1.3	100	62	1.6
84	Cumilla RWH	Bijoyagar	13,600	10,985	1.2	6,126	10,820	0.6	70	8	8.8	3,446	1,789	1.9	40	33	1.2
85	Cumilla RWH	Brahman Para	35,900	5,299	6.8	25,965	8,122	3.2	169	32	5.3	2,917	733	4.0	100	39	2.6
86	Cumilla RWH	Brahmanbaria Sadar	30,000	18,386	1.6	49,815	13,803	3.6	175	61	2.9	6,057	2,928	2.1	25	77	0.3
87	Cumilla RWH	Burichang	32,500	10,530	3.1	23,295	12,574	1.9	128	62	2.1	5,375	2,093	2.6	2	78	0.0
88	Cumilla RWH	Chandina	60,800	15,629	3.9	26,555	14,724	1.8	165	40	4.1	3,508	2,629	1.3	116	32	3.6
89	Cumilla RWH	Chandpur Sadar	33,200	14,939	2.2	34,130	13,819	2.5	142	86	1.7	6,453	2,372	2.7	50	98	0.5
90	Cumilla RWH	Chaudagram	12,500	17,969	0.7	960	20,032	0.0	175	37	4.7	3,997	3,775	1.1	0	51	0.0
91	Cumilla RWH	Cumilla Adarsha Sadar	25,800	24,636	1.0	12,210	18,974	0.6	195	118	1.7	5,864	3,218	1.8	60	115	0.5
92	Cumilla RWH	Cumilla Sadar Dakshin	17,500	12,082	1.4	11,520	17,045	0.7	196	55	3.6	3,411	2,733	1.2	100	50	2.0
93	Cumilla RWH	Daudkandi	81,500	13,741	5.9	44,295	10,803	4.1	260	56	4.6	7,883	1,925	4.1	100	45	2.2
94	Cumilla RWH	Debidwar	56,400	17,433	3.2	26,805	16,513	1.6	112	73	1.5	1,454	2,724	0.5	15	61	0.2
95	Cumilla RWH	Faridganj	42,500	11,040	3.8	32,790	10,909	3.0	180	31	5.8	4,985	2,645	1.9	0	65	0.0
96	Cumilla RWH	Haim Char	11,100	2,716	4.1	13,245	4,310	3.1	36	4	9.0	2,573	599	4.3	100	17	5.9
97	Cumilla RWH	Hajiganj	95,340	6,743	14.1	78,686	9,428	8.3	154	23	6.7	5,778	2,192	2.6	0	47	0.0
98	Cumilla RWH	Homna	15,900	11,873	1.3	26,775	7,808	3.4	176	33	5.3	2,607	1,298	2.0	135	29	4.7
99	Cumilla RWH	Kachua	37,300	19,233	1.9	36,330	14,251	2.5	130	33	3.9	3,724	3,634	1.0	0	43	0.0
100	Cumilla RWH	Kasba	45,500	11,444	4.0	36,510	13,103	2.8	159	22	7.2	3,381	1,462	2.3	0	46	0.0

SL	Warehouse Name	Upazila Name	Condom			Shukhi			IUD			Injectables			Implant		
			CBL	AMD	MOS	CBL	AMD	MOS	CBL	AMD	MOS	CBL	AMD	MOS	CBL	AMD	MOS
101	Cumilla RWH	Laksam	39,043	9,112	4.3	34,611	9,065	3.8	112	38	2.9	3,254	1,785	1.8	10	56	0.2
102	Cumilla RWH	Manoharganj	43,200	9,734	4.4	17,655	8,074	2.2	93	21	4.4	3,343	1,336	2.5	0	36	0.0
103	Cumilla RWH	Matlab Dakshin	30,498	8,806	3.5	47,622	5,809	8.2	220	15	14.7	8,274	1,516	5.5	65	44	1.5
104	Cumilla RWH	Matlab Uttar	21,200	12,322	1.7	28,985	13,398	2.2	18	21	0.9	5,276	1,596	3.3	0	71	0.0
105	Cumilla RWH	Meghna	44,700	5,286	8.5	34,620	4,132	8.4	198	14	14.1	2,147	803	2.7	100	21	4.8
106	Cumilla RWH	Muradnagar	5,000	24,337	0.2	27,465	18,262	1.5	112	67	1.7	6,252	2,971	2.1	0	109	0.0
107	Cumilla RWH	Nabinagar	33,500	15,290	2.2	39,810	16,169	2.5	161	15	10.7	5,364	2,490	2.2	151	75	2.0
108	Cumilla RWH	Nangalkot	18,500	13,352	1.4	28,605	11,317	2.5	157	41	3.8	4,678	2,382	2.0	0	60	0.0
109	Cumilla RWH	Nasirnagar	39,800	9,656	4.1	25,245	10,706	2.4	170	34	5.0	3,926	1,287	3.1	150	45	3.3
110	Cumilla RWH	Sarail	29,600	11,132	2.7	32,685	11,789	2.8	120	23	5.2	3,646	1,661	2.2	100	51	2.0
111	Cumilla RWH	Shahrasti	27,500	4,443	6.2	33,255	6,799	4.9	131	16	8.2	5,246	2,100	2.5	50	49	1.0
112	Cumilla RWH	Titas	23,800	9,929	2.4	33,855	5,082	6.7	63	37	1.7	2,050	1,432	1.4	115	29	4.0
113	Dhaka CWH	Araihazar	29,400	13,788	2.1	34,905	20,697	1.7	125	44	2.8	4,260	2,324	1.8	0	78	0.0
114	Dhaka CWH	Bandar	77,600	41,494	1.9	37,295	18,097	2.1	135	42	3.2	5,214	2,675	1.9	100	66	1.5
115	Dhaka CWH	Belabo	21,900	11,466	1.9	22,650	11,368	2.0	39	20	2.0	2,530	1,199	2.1	0	37	0.0
116	Dhaka CWH	Daulatpur	24,500	11,421	2.1	21,780	10,201	2.1	73	8	9.1	2,067	987	2.1	200	49	4.1
117	Dhaka CWH	Dhamrai	34,100	20,918	1.6	175,428	23,725	7.4	128	90	1.4	3,509	1,805	1.9	100	70	1.4
118	Dhaka CWH	Dohar	30,452	12,043	2.5	16,638	7,983	2.1	90	26	3.5	1,504	672	2.2	100	53	1.9
119	Dhaka CWH	Gazaria	15,500	5,590	2.8	7,715	6,397	1.2	15	6	2.5	858	535	1.6	225	17	13.2
120	Dhaka CWH	Gazipur Sadar	81,700	46,101	1.8	60,705	28,484	2.1	128	53	2.4	5,840	2,883	2.0	0	76	0.0
121	Dhaka CWH	Ghior	40,500	19,847	2.0	27,465	10,710	2.6	97	10	9.7	2,215	1,100	2.0	250	26	9.6
122	Dhaka CWH	Harirampur	18,180	10,436	1.7	30,990	6,204	5.0	47	12	3.9	1,312	547	2.4	210	68	3.1
123	Dhaka CWH	Kaliakair	31,700	17,458	1.8	36,690	17,817	2.1	42	19	2.2	1,167	639	1.8	0	46	0.0
124	Dhaka CWH	Kaliganj	62,300	28,558	2.2	33,770	16,466	2.1	47	17	2.8	2,849	1,314	2.2	260	26	10.0
125	Dhaka CWH	Kapasia	33,700	16,793	2.0	33,050	15,770	2.1	46	18	2.6	1,751	827	2.1	300	37	8.1

SL	Warehouse Name	Upazila Name	Condom			Shukhi			IUD			Injectables			Implant		
			CBL	AMD	MOS	CBL	AMD	MOS	CBL	AMD	MOS	CBL	AMD	MOS	CBL	AMD	MOS
126	Dhaka CWH	Keraniganj	81,928	45,655	1.8	55,820	29,331	1.9	359	116	3.1	7,466	3,595	2.1	120	100	1.2
127	Dhaka CWH	Lohajang	19,200	10,833	1.8	10,275	9,043	1.1	52	15	3.5	1,928	1,088	1.8	200	43	4.7
128	Dhaka CWH	Manikganj Sadar	0	34,739	0.0	0	16,359	0.0	123	22	5.6	246	2,232	0.1	0	63	0.0
129	Dhaka CWH	Manohardi	43,100	22,512	1.9	32,008	14,540	2.2	10	40	0.3	4,570	2,515	1.8	0	16	0.0
130	Dhaka CWH	Mirpur	3,600	130,842	0.0	104,805	46,506	2.3	210	196	1.1	19,064	11,887	1.6	40	229	0.2
131	Dhaka CWH	Munshiganj Sadar	74,886	25,798	2.9	75,402	17,435	4.3	147	15	9.8	3,649	1,658	2.2	0	31	0.0
132	Dhaka CWH	Narayanganj Sadar	81,000	56,682	1.4	109,575	54,327	2.0	121	64	1.9	17,467	8,982	1.9	0	134	0.0
133	Dhaka CWH	Narsingdi Sadar	118,934	63,768	1.9	93,545	60,265	1.6	191	116	1.6	17,771	9,946	1.8	27	82	0.3
134	Dhaka CWH	Nawabganj	47,600	21,191	2.2	25,851	12,719	2.0	116	15	7.7	2,251	1,026	2.2	0	57	0.0
135	Dhaka CWH	Palash	20,000	8,930	2.2	21,180	10,656	2.0	109	21	5.2	2,616	1,200	2.2	0	37	0.0
136	Dhaka CWH	Roypura	111,000	47,286	2.3	67,005	20,832	3.2	143	72	2.0	9,375	5,881	1.6	344	18	19.1
137	Dhaka CWH	Rupganj	72,300	37,502	1.9	70,345	34,694	2.0	121	36	3.4	6,714	3,386	2.0	0	58	0.0
138	Dhaka CWH	Saturia	17,400	7,275	2.4	12,285	7,360	1.7	81	23	3.5	1,237	739	1.7	150	45	3.3
139	Dhaka CWH	Savar	52,900	54,492	1.0	65,640	38,595	1.7	237	74	3.2	8,531	4,219	2.0	200	55	3.6
140	Dhaka CWH	Serajdikhan	35,092	20,040	1.8	38,660	19,115	2.0	132	31	4.3	3,393	1,657	2.0	300	33	9.1
141	Dhaka CWH	Shibalaya	1,100	11,429	0.1	37,440	8,908	4.2	101	16	6.3	2,520	1,480	1.7	50	31	1.6
142	Dhaka CWH	Shibpur	44,100	20,233	2.2	36,358	17,769	2.0	91	31	2.9	5,074	2,476	2.0	0	48	0.0
143	Dhaka CWH	Singair	20,400	20,091	1.0	43,210	14,106	3.1	128	14	9.1	2,071	1,016	2.0	0	31	0.0
144	Dhaka CWH	Sonargaon	28,900	22,515	1.3	43,095	22,177	1.9	59	32	1.8	5,908	2,994	2.0	0	52	0.0
145	Dhaka CWH	Sreenagar	46,800	27,405	1.7	50,160	24,250	2.1	37	20	1.9	4,193	1,933	2.2	400	41	9.8
146	Dhaka CWH	Sreepur	36,960	23,528	1.6	55,857	27,693	2.0	70	18	3.9	4,076	2,014	2.0	150	74	2.0
147	Dhaka CWH	Tejgaon	118,700	222,986	0.5	635,760	147,642	4.3	484	357	1.4	1,675	19,397	0.1	76	295	0.3
148	Dhaka CWH	Tongi	75,200	36,421	2.1	28,915	14,254	2.0	90	59	1.5	3,424	1,733	2.0	190	99	1.9
149	Dhaka CWH	Tongibari	22,800	11,194	2.0	72,105	9,403	7.7	89	8	11.1	950	437	2.2	0	16	0.0
150	Dinajpur RWH	Atwari	26,500	6,093	4.3	39,797	10,176	3.9	68	10	6.8	2,939	1,029	2.9	0	30	0.0

SL	Warehouse Name	Upazila Name	Condom			Shukhi			IUD			Injectables			Implant		
			CBL	AMD	MOS	CBL	AMD	MOS	CBL	AMD	MOS	CBL	AMD	MOS	CBL	AMD	MOS
151	Dinajpur RWH	Baliadangi	18,700	3,681	5.1	58,950	7,684	7.7	75	6	12.5	4,367	1,962	2.2	50	26	1.9
152	Dinajpur RWH	Biral	29,420	11,149	2.6	27,765	16,296	1.7	100	18	5.6	4,557	1,465	3.1	0	46	0.0
153	Dinajpur RWH	Birampur	14,934	4,435	3.4	49,605	6,278	7.9	81	14	5.8	2,163	345	6.3	50	40	1.3
154	Dinajpur RWH	Birganj	27,700	8,005	3.5	72,140	22,310	3.2	84	30	2.8	4,140	1,640	2.5	200	92	2.2
155	Dinajpur RWH	Bochaganj	11,516	6,151	1.9	23,742	11,294	2.1	28	23	1.2	2,331	734	3.2	100	64	1.6
156	Dinajpur RWH	Boda	18,400	7,265	2.5	34,785	19,629	1.8	89	17	5.2	5,516	2,506	2.2	0	111	0.0
157	Dinajpur RWH	Chirirbandar	30,500	5,781	5.3	63,645	14,913	4.3	96	18	5.3	3,548	1,188	3.0	0	87	0.0
158	Dinajpur RWH	Debiganj	20,300	10,224	2.0	57,210	26,109	2.2	91	25	3.6	7,505	3,615	2.1	0	61	0.0
159	Dinajpur RWH	Dinajpur Sadar	52,300	24,172	2.2	56,085	20,214	2.8	151	52	2.9	8,164	3,542	2.3	0	151	0.0
160	Dinajpur RWH	Fulbari	14,100	4,270	3.3	36,885	5,963	6.2	71	18	3.9	1,165	205	5.7	50	38	1.3
161	Dinajpur RWH	Haripur	13,328	5,356	2.5	21,105	8,807	2.4	33	4	8.3	2,968	1,349	2.2	100	20	5.0
162	Dinajpur RWH	Kaharole	10,400	3,512	3.0	20,543	8,591	2.4	53	15	3.5	2,346	662	3.5	0	77	0.0
163	Dinajpur RWH	Khansama	9,760	4,366	2.2	32,520	13,696	2.4	54	22	2.5	2,984	1,160	2.6	100	113	0.9
164	Dinajpur RWH	Nawabganj	26,500	8,708	3.0	51,345	13,275	3.9	93	10	9.3	4,559	1,319	3.5	0	62	0.0
165	Dinajpur RWH	Panchagarh Sadar	20,192	8,982	2.2	32,277	16,779	1.9	86	13	6.6	5,328	2,188	2.4	0	50	0.0
166	Dinajpur RWH	Parbatipur	42,580	17,183	2.5	72,488	19,681	3.7	186	57	3.3	6,341	2,835	2.2	10	68	0.1
167	Dinajpur RWH	Pirganj	15,700	6,420	2.4	36,360	13,175	2.8	91	16	5.7	4,095	1,700	2.4	250	76	3.3
168	Dinajpur RWH	Ranisankail	12,720	4,718	2.7	27,690	13,061	2.1	65	8	8.1	3,213	1,086	3.0	0	26	0.0
169	Dinajpur RWH	Tentulia	14,840	6,080	2.4	23,580	10,043	2.3	72	14	5.1	2,747	634	4.3	50	19	2.6
170	Dinajpur RWH	Thakurgaon Sadar	31,900	19,050	1.7	70,020	30,104	2.3	180	39	4.6	11,800	5,598	2.1	0	83	0.0
171	Faridpur RWH	Agailjhara	17,110	7,969	2.1	17,647	8,073	2.2	56	8	7.0	1,167	620	1.9	50	20	2.5
172	Faridpur RWH	Alfadanga	43,700	23,460	1.9	13,545	6,575	2.1	27	9	3.0	1,418	772	1.8	50	18	2.8
173	Faridpur RWH	Babuganj	13,200	5,173	2.6	15,480	6,658	2.3	51	24	2.1	1,771	670	2.6	50	22	2.3
174	Faridpur RWH	Baliakandi	46,900	20,337	2.3	30,435	13,157	2.3	99	27	3.7	3,498	1,196	2.9	100	57	1.8
175	Faridpur RWH	Banari Para	16,000	6,294	2.5	19,745	8,033	2.5	21	9	2.3	1,309	603	2.2	50	38	1.3

SL	Warehouse Name	Upazila Name	Condom			Shukhi			IUD			Injectables			Implant		
			CBL	AMD	MOS	CBL	AMD	MOS	CBL	AMD	MOS	CBL	AMD	MOS	CBL	AMD	MOS
176	Faridpur RWH	Barishal Sadar (kotwali)	67,300	27,708	2.4	40,140	17,819	2.3	121	55	2.2	6,021	3,286	1.8	160	61	2.6
177	Faridpur RWH	Bhanga	39,600	17,344	2.3	29,595	12,237	2.4	90	48	1.9	1,977	731	2.7	0	67	0.0
178	Faridpur RWH	Bhedarganj	29,100	13,665	2.1	17,970	8,810	2.0	100	30	3.3	4,491	1,694	2.7	50	52	1.0
179	Faridpur RWH	Boalmari	63,900	30,548	2.1	32,050	14,516	2.2	41	18	2.3	3,903	1,480	2.6	0	48	0.0
180	Faridpur RWH	Char Bhadrasan	16,400	6,284	2.6	3,744	1,742	2.1	1	10	0.1	1,586	203	7.8	50	21	2.4
181	Faridpur RWH	Damudya	14,980	4,593	3.3	9,540	3,686	2.6	99	13	7.6	1,508	387	3.9	20	12	1.7
182	Faridpur RWH	Faridpur Sadar	92,100	32,380	2.8	36,810	15,039	2.4	206	54	3.8	7,263	2,768	2.6	300	58	5.2
183	Faridpur RWH	Gaurnadi	19,300	8,548	2.3	20,715	10,117	2.0	38	12	3.2	2,542	1,106	2.3	0	28	0.0
184	Faridpur RWH	Goalanda	62,724	21,733	2.9	13,980	6,609	2.1	73	9	8.1	3,699	1,637	2.3	0	46	0.0
185	Faridpur RWH	Gopalganj Sadar	45,531	21,588	2.1	29,227	11,968	2.4	71	27	2.6	2,816	1,203	2.3	0	39	0.0
186	Faridpur RWH	Gosairhat	24,500	9,765	2.5	17,825	7,535	2.4	65	35	1.9	3,180	996	3.2	50	21	2.4
187	Faridpur RWH	Jhalokati Sadar	18,500	7,267	2.5	14,715	7,083	2.1	57	17	3.4	1,800	910	2.0	0	17	0.0
188	Faridpur RWH	Kalkini	15,900	9,228	1.7	18,615	9,485	2.0	4	21	0.2	2,285	1,158	2.0	5	48	0.1
189	Faridpur RWH	Kashiani	28,700	16,934	1.7	28,070	13,362	2.1	90	13	6.9	3,392	1,112	3.1	20	34	0.6
190	Faridpur RWH	Kotalipara	18,200	9,242	2.0	30,405	15,201	2.0	61	6	10.2	1,582	745	2.1	20	52	0.4
191	Faridpur RWH	Madaripur Sadar	29,900	14,960	2.0	42,615	17,806	2.4	208	53	3.9	9,043	4,388	2.1	100	53	1.9
192	Faridpur RWH	Madhukhali	33,000	15,369	2.1	29,115	14,403	2.0	102	30	3.4	3,162	1,322	2.4	20	57	0.4
193	Faridpur RWH	Muksudpur	72,100	22,167	3.3	47,880	19,968	2.4	85	21	4.0	5,389	1,788	3.0	100	65	1.5
194	Faridpur RWH	Nagarkanda	35,300	15,483	2.3	21,870	10,022	2.2	44	22	2.0	1,882	550	3.4	50	26	1.9
195	Faridpur RWH	Naria	20,032	7,412	2.7	20,400	9,089	2.2	45	18	2.5	2,327	810	2.9	31	25	1.2
196	Faridpur RWH	Nesarabad (swarupkati)	22,300	11,926	1.9	24,975	12,123	2.1	21	25	0.8	2,325	1,085	2.1	100	40	2.5
197	Faridpur RWH	Pangsha	76,700	37,415	2.0	45,720	20,926	2.2	74	33	2.2	7,217	2,145	3.4	300	64	4.7
198	Faridpur RWH	Rajbari Sadar	85,400	37,740	2.3	29,190	13,226	2.2	261	81	3.2	6,865	2,591	2.6	45	115	0.4
199	Faridpur RWH	Rajoir	34,000	13,100	2.6	22,385	11,383	2.0	63	14	4.5	3,215	1,489	2.2	0	30	0.0
200	Faridpur RWH	Sadarpur	26,000	11,145	2.3	17,880	6,687	2.7	29	17	1.7	1,915	604	3.2	52	16	3.3

SL	Warehouse Name	Upazila Name	Condom			Shukhi			IUD			Injectables			Implant		
			CBL	AMD	MOS	CBL	AMD	MOS	CBL	AMD	MOS	CBL	AMD	MOS	CBL	AMD	MOS
201	Faridpur RWH	Saltha	25,900	10,569	2.5	18,075	7,602	2.4	64	27	2.4	1,226	587	2.1	50	16	3.1
202	Faridpur RWH	Shariatpur Sadar	24,600	10,427	2.4	16,310	7,565	2.2	100	34	2.9	2,352	843	2.8	100	37	2.7
203	Faridpur RWH	Shib Char	29,000	20,839	1.4	36,000	18,222	2.0	50	35	1.4	6,700	2,871	2.3	0	47	0.0
204	Faridpur RWH	Tungipara	19,600	6,888	2.8	13,620	4,832	2.8	32	10	3.2	2,286	456	5.0	50	17	2.9
205	Faridpur RWH	Wazirpur	26,100	11,474	2.3	28,215	13,019	2.2	75	15	5.0	2,781	904	3.1	200	67	3.0
206	Faridpur RWH	Zanjira	20,600	8,426	2.4	15,115	5,566	2.7	52	18	2.9	983	613	1.6	104	56	1.9
207	Jamalpur RWH	Bakshiganj	22,900	11,599	2.0	18,835	9,498	2.0	40	20	2.0	1,700	906	1.9	1	57	0.0
208	Jamalpur RWH	Char Rajibpur	26,916	12,721	2.1	11,220	5,942	1.9	12	5	2.4	2,524	1,312	1.9	2	15	0.1
209	Jamalpur RWH	Dewanganj	43,400	15,757	2.8	31,595	14,831	2.1	2	24	0.1	6,536	3,301	2.0	100	112	0.9
210	Jamalpur RWH	Islampur	27,600	18,285	1.5	34,894	21,855	1.6	101	56	1.8	2,305	2,002	1.2	100	54	1.9
211	Jamalpur RWH	Jamalpur Sadar	50,200	27,764	1.8	70,895	35,200	2.0	107	68	1.6	9,597	4,611	2.1	100	117	0.9
212	Jamalpur RWH	Jhenaigati	23,500	9,556	2.5	25,211	15,026	1.7	20	11	1.8	2,651	1,322	2.0	20	36	0.6
213	Jamalpur RWH	Madarganj	75,300	14,278	5.3	52,560	13,981	3.8	101	51	2.0	1,820	1,078	1.7	0	99	0.0
214	Jamalpur RWH	Melandaha	137,100	17,007	8.1	178,560	20,027	8.9	105	28	3.8	5,100	2,512	2.0	0	45	0.0
215	Jamalpur RWH	Nakla	23,200	9,286	2.5	65,625	10,923	6.0	31	16	1.9	2,586	1,323	2.0	50	56	0.9
216	Jamalpur RWH	Nalitabari	23,400	13,027	1.8	26,790	15,293	1.8	27	6	4.5	2,234	1,263	1.8	20	61	0.3
217	Jamalpur RWH	Raumari	32,196	16,226	2.0	20,910	11,487	1.8	12	12	1.0	4,289	2,178	2.0	50	28	1.8
218	Jamalpur RWH	Sarishabari	44,800	18,220	2.5	49,890	11,361	4.4	50	37	1.4	3,734	1,880	2.0	0	43	0.0
219	Jamalpur RWH	Sherpur Sadar	51,850	23,658	2.2	53,280	30,347	1.8	12	19	0.6	12,050	6,370	1.9	0	40	0.0
220	Jamalpur RWH	Sreebardi	36,656	10,643	3.4	38,085	12,790	3.0	16	3	5.3	2,077	973	2.1	1	64	0.0
221	Jashore RWH	Abhaynagar	31,600	17,691	1.8	19,200	10,281	1.9	55	27	2.0	4,927	2,305	2.1	0	39	0.0
222	Jashore RWH	Bagher Para	31,200	14,957	2.1	21,855	11,352	1.9	80	23	3.5	3,806	1,358	2.8	0	45	0.0
223	Jashore RWH	Chaugachha	33,100	16,537	2.0	23,530	10,165	2.3	49	16	3.1	2,580	1,126	2.3	56	41	1.4
224	Jashore RWH	Harinakunda	21,200	8,962	2.4	17,955	11,471	1.6	45	14	3.2	2,190	1,113	2.0	0	41	0.0
225	Jashore RWH	Jashore Sadar	1,000	51,658	0.0	33,195	53,384	0.6	166	45	3.7	13,206	7,424	1.8	87	48	1.8

SL	Warehouse Name	Upazila Name	Condom			Shukhi			IUD			Injectables			Implant		
			CBL	AMD	MOS	CBL	AMD	MOS	CBL	AMD	MOS	CBL	AMD	MOS	CBL	AMD	MOS
226	Jashore RWH	Jhenaidah Sadar	49,300	23,208	2.1	34,140	17,623	1.9	83	43	1.9	5,585	2,613	2.1	30	53	0.6
227	Jashore RWH	Jhikargachha	30,900	18,320	1.7	20,535	10,225	2.0	135	23	5.9	4,200	1,971	2.1	20	35	0.6
228	Jashore RWH	Kalia	21,100	14,802	1.4	13,800	8,340	1.7	69	10	6.9	1,175	624	1.9	0	39	0.0
229	Jashore RWH	Kaliganj	23,500	17,492	1.3	23,670	14,070	1.7	41	10	4.1	2,380	1,150	2.1	0	36	0.0
230	Jashore RWH	Keshabpur	41,900	15,688	2.7	18,180	10,266	1.8	88	15	5.9	4,202	2,435	1.7	2	56	0.0
231	Jashore RWH	Kotchandpur	17,600	6,188	2.8	11,205	4,345	2.6	60	7	8.6	1,800	824	2.2	50	19	2.6
232	Jashore RWH	Lohagara	58,000	25,239	2.3	34,275	13,488	2.5	120	22	5.5	4,600	1,880	2.4	100	31	3.2
233	Jashore RWH	Magura Sadar	27,292	23,551	1.2	21,091	21,542	1.0	62	42	1.5	5,640	3,212	1.8	0	70	0.0
234	Jashore RWH	Maheshpur	43,316	19,256	2.2	20,425	10,902	1.9	65	25	2.6	6,000	3,015	2.0	0	34	0.0
235	Jashore RWH	Manirampur	66,500	27,488	2.4	46,735	19,081	2.4	188	11	17.1	10,900	6,192	1.8	102	46	2.2
236	Jashore RWH	Mohammadpur	15,600	6,019	2.6	7,410	7,661	1.0	79	11	7.2	1,672	783	2.1	0	34	0.0
237	Jashore RWH	Narail Sadar	39,300	25,380	1.5	27,814	16,405	1.7	69	19	3.6	4,547	2,128	2.1	0	58	0.0
238	Jashore RWH	Shailkupa	42,000	22,681	1.9	36,375	19,874	1.8	71	16	4.4	3,018	1,451	2.1	0	86	0.0
239	Jashore RWH	Shalikhha	14,300	4,800	3.0	11,220	6,533	1.7	74	14	5.3	1,113	571	1.9	100	30	3.3
240	Jashore RWH	Sharsha	59,000	29,031	2.0	25,590	14,246	1.8	80	20	4.0	9,636	3,012	3.2	2	46	0.0
241	Jashore RWH	Sreepur	22,300	9,057	2.5	18,780	8,818	2.1	43	12	3.6	2,256	989	2.3	100	27	3.7
242	Khulna RWH	Assasuni	29,000	16,205	1.8	31,155	19,853	1.6	32	5	6.4	3,050	1,304	2.3	0	38	0.0
243	Khulna RWH	Bagerhat Sadar	45,400	21,011	2.2	29,040	16,067	1.8	124	21	5.9	3,739	1,635	2.3	0	41	0.0
244	Khulna RWH	Batiaghata	36,000	12,267	2.9	21,945	11,009	2.0	43	12	3.6	1,705	776	2.2	0	35	0.0
245	Khulna RWH	Bhandaria	23,900	10,358	2.3	16,875	6,482	2.6	63	14	4.5	2,156	1,000	2.2	60	22	2.7
246	Khulna RWH	Chitalmari	34,800	18,654	1.9	18,690	10,440	1.8	15	3	5.0	2,655	1,184	2.2	0	25	0.0
247	Khulna RWH	Dacope	28,300	7,275	3.9	20,700	8,454	2.4	38	6	6.3	1,268	558	2.3	50	116	0.4
248	Khulna RWH	Daulatpur	139,500	59,248	2.4	52,995	19,539	2.7	90	31	2.9	11,100	4,484	2.5	100	59	1.7
249	Khulna RWH	Debhata	21,300	9,654	2.2	15,375	7,533	2.0	20	6	3.3	1,032	480	2.2	30	19	1.6
250	Khulna RWH	Dumuria	51,100	23,672	2.2	45,415	19,853	2.3	107	32	3.3	4,627	2,149	2.2	0	107	0.0

SL	Warehouse Name	Upazila Name	Condom			Shukhi			IUD			Injectables			Implant		
			CBL	AMD	MOS	CBL	AMD	MOS	CBL	AMD	MOS	CBL	AMD	MOS	CBL	AMD	MOS
251	Khulna RWH	Fakirhat	24,900	10,193	2.4	19,170	6,710	2.9	29	6	4.8	1,499	635	2.4	0	16	0.0
252	Khulna RWH	Indurkani	12,300	4,171	2.9	13,725	4,409	3.1	30	10	3.0	1,453	586	2.5	50	17	2.9
253	Khulna RWH	Kachua	19,200	7,588	2.5	15,915	5,777	2.8	57	8	7.1	870	552	1.6	0	24	0.0
254	Khulna RWH	Kalaroa	53,100	23,440	2.3	21,645	9,231	2.3	36	13	2.8	2,840	1,317	2.2	50	17	2.9
255	Khulna RWH	Kaliganj	55,500	19,982	2.8	22,020	19,469	1.1	66	16	4.1	3,447	1,337	2.6	50	30	1.7
256	Khulna RWH	Kanthalia	13,297	4,513	2.9	13,560	4,464	3.0	42	6	7.0	1,392	751	1.9	50	20	2.5
257	Khulna RWH	Kawkhali	12,100	3,518	3.4	8,895	3,609	2.5	50	12	4.2	885	340	2.6	0	18	0.0
258	Khulna RWH	Khulna Sadar	153,172	82,625	1.9	33,071	34,066	1.0	160	157	1.0	7,173	4,762	1.5	0	47	0.0
259	Khulna RWH	Koyra	31,200	11,856	2.6	37,920	17,314	2.2	101	19	5.3	1,177	598	2.0	100	116	0.9
260	Khulna RWH	Mathbaria	54,300	12,853	4.2	33,105	15,955	2.1	98	26	3.8	2,719	1,596	1.7	0	25	0.0
261	Khulna RWH	Mollahat	26,900	11,489	2.3	23,100	10,611	2.2	23	5	4.6	1,251	454	2.8	0	25	0.0
262	Khulna RWH	Mongla	34,200	18,836	1.8	21,405	11,578	1.8	66	22	3.0	4,067	1,447	2.8	0	20	0.0
263	Khulna RWH	Morrelganj	58,120	22,311	2.6	46,170	23,294	2.0	80	27	3.0	4,617	1,996	2.3	100	18	5.6
264	Khulna RWH	Nazirpur	30,300	13,198	2.3	25,050	11,795	2.1	55	19	2.9	3,060	1,340	2.3	50	23	2.2
265	Khulna RWH	Paikgachha	30,900	12,735	2.4	45,360	17,196	2.6	75	22	3.4	1,950	1,001	1.9	0	84	0.0
266	Khulna RWH	Phultala	30,300	14,612	2.1	15,855	5,960	2.7	84	17	4.9	2,365	863	2.7	0	27	0.0
267	Khulna RWH	Pirojpur Sadar	29,620	8,599	3.4	17,505	8,038	2.2	68	36	1.9	2,400	899	2.7	50	45	1.1
268	Khulna RWH	Rajapur	18,600	7,045	2.6	11,880	4,792	2.5	20	3	6.7	1,903	604	3.2	105	8	13.1
269	Khulna RWH	Rampal	32,000	13,333	2.4	18,925	9,978	1.9	92	16	5.8	1,820	562	3.2	50	36	1.4
270	Khulna RWH	Rupsa	33,100	11,727	2.8	18,930	9,032	2.1	55	27	2.0	1,264	466	2.7	0	45	0.0
271	Khulna RWH	Sarankhola	37,500	12,440	3.0	28,250	11,141	2.5	50	7	7.1	2,815	1,420	2.0	0	27	0.0
272	Khulna RWH	Satkhira Sadar	103,500	46,980	2.2	37,840	19,917	1.9	98	27	3.6	8,332	4,087	2.0	100	43	2.3
273	Khulna RWH	Shyamnagar	44,000	18,704	2.4	47,790	21,943	2.2	54	10	5.4	2,430	944	2.6	100	17	5.9
274	Khulna RWH	Tala	24,924	15,550	1.6	35,550	16,553	2.1	85	42	2.0	3,675	2,124	1.7	0	37	0.0
275	Khulna RWH	Terokhada	36,900	13,091	2.8	19,965	7,618	2.6	50	10	5.0	843	331	2.5	0	57	0.0

SL	Warehouse Name	Upazila Name	Condom			Shukhi			IUD			Injectables			Implant		
			CBL	AMD	MOS	CBL	AMD	MOS	CBL	AMD	MOS	CBL	AMD	MOS	CBL	AMD	MOS
276	Kushtia RWH	Alamdanga	31,100	15,372	2.0	30,675	16,047	1.9	21	8	2.6	6,245	2,806	2.2	0	48	0.0
277	Kushtia RWH	Bheramara	26,300	16,892	1.6	18,720	9,039	2.1	32	8	4.0	3,409	1,741	2.0	1	18	0.1
278	Kushtia RWH	Chuadanga Sadar	27,900	18,801	1.5	26,580	12,686	2.1	106	32	3.3	7,143	3,351	2.1	50	57	0.9
279	Kushtia RWH	Damurhuda	25,300	14,083	1.8	22,860	11,161	2.0	80	17	4.7	6,740	3,340	2.0	25	28	0.9
280	Kushtia RWH	Daulatpur	64,500	26,623	2.4	38,925	19,656	2.0	32	3	10.7	7,007	3,529	2.0	0	20	0.0
281	Kushtia RWH	Gangni	33,700	19,243	1.8	27,435	13,232	2.1	28	15	1.9	7,543	4,482	1.7	0	12	0.0
282	Kushtia RWH	Jiban Nagar	16,500	8,413	2.0	20,505	10,180	2.0	88	27	3.3	4,125	1,988	2.1	0	44	0.0
283	Kushtia RWH	Khoksa	21,400	10,154	2.1	14,665	7,621	1.9	10	8	1.3	861	297	2.9	0	15	0.0
284	Kushtia RWH	Kumarkhali	35,300	16,510	2.1	23,100	12,482	1.9	33	10	3.3	4,869	2,360	2.1	0	37	0.0
285	Kushtia RWH	Kushtia Sadar	35,400	22,044	1.6	34,335	22,274	1.5	73	31	2.4	9,819	4,578	2.1	40	70	0.6
286	Kushtia RWH	Meherpur Sadar	29,600	18,630	1.6	20,340	9,863	2.1	61	10	6.1	5,385	2,762	1.9	5	17	0.3
287	Kushtia RWH	Mirpur	23,500	18,081	1.3	30,630	15,395	2.0	7	5	1.4	5,239	2,434	2.2	0	19	0.0
288	Kushtia RWH	Mujib Nagar	17,800	6,517	2.7	6,105	2,551	2.4	15	1	15.0	2,272	1,039	2.2	0	15	0.0
289	Mymensingh RWH	Atpara	19,000	7,853	2.4	24,575	10,140	2.4	48	9	5.3	1,811	716	2.5	1	31	0.0
290	Mymensingh RWH	Austagram	19,736	12,208	1.6	17,745	9,622	1.8	2	21	0.1	2,640	1,317	2.0	50	26	1.9
291	Mymensingh RWH	Bajitpur	31,080	14,086	2.2	27,645	12,950	2.1	44	17	2.6	1,520	737	2.1	200	28	7.1
292	Mymensingh RWH	Barhatta	26,700	11,529	2.3	20,130	12,242	1.6	12	4	3.0	3,071	1,427	2.2	202	27	7.5
293	Mymensingh RWH	Bhairab	28,900	17,570	1.6	38,145	18,672	2.0	71	18	3.9	4,218	1,762	2.4	200	44	4.5
294	Mymensingh RWH	Bhaluka	34,800	20,713	1.7	37,635	27,825	1.4	29	32	0.9	3,608	1,760	2.1	0	39	0.0
295	Mymensingh RWH	Dharampasha	25,200	17,330	1.5	33,795	17,133	2.0	10	18	0.6	3,680	1,831	2.0	0	65	0.0
296	Mymensingh RWH	Dhobaura	18,000	11,889	1.5	25,035	13,007	1.9	26	6	4.3	2,800	1,402	2.0	102	14	7.3
297	Mymensingh RWH	Durgapur	28,800	17,791	1.6	22,290	16,801	1.3	50	16	3.1	2,908	2,053	1.4	200	46	4.3
298	Mymensingh RWH	Fulbaria	41,400	19,560	2.1	57,990	32,401	1.8	67	27	2.5	3,114	1,432	2.2	0	39	0.0
299	Mymensingh RWH	Gaffargaon	28,100	25,277	1.1	34,440	29,199	1.2	52	17	3.1	4,105	2,213	1.9	50	36	1.4
300	Mymensingh RWH	Gauripur	32,100	14,725	2.2	35,595	19,194	1.9	54	23	2.3	3,309	1,600	2.1	50	63	0.8

SL	Warehouse Name	Upazila Name	Condom			Shukhi			IUD			Injectables			Implant		
			CBL	AMD	MOS	CBL	AMD	MOS	CBL	AMD	MOS	CBL	AMD	MOS	CBL	AMD	MOS
301	Mymensingh RWH	Haluaghat	25,800	15,438	1.7	36,915	22,395	1.6	26	20	1.3	3,810	1,838	2.1	0	45	0.0
302	Mymensingh RWH	Hossainpur	28,400	12,339	2.3	29,910	14,161	2.1	30	18	1.7	2,349	1,195	2.0	0	35	0.0
303	Mymensingh RWH	Ishwarganj	27,806	15,874	1.8	46,825	35,491	1.3	50	7	7.1	3,570	1,778	2.0	0	57	0.0
304	Mymensingh RWH	Itna	26,800	12,924	2.1	29,685	14,966	2.0	31	13	2.4	1,563	654	2.4	200	47	4.3
305	Mymensingh RWH	Kalmakanda	3,900	15,491	0.3	900	17,874	0.1	29	6	4.8	1,562	1,100	1.4	0	31	0.0
306	Mymensingh RWH	Karimganj	31,800	15,258	2.1	32,010	17,148	1.9	25	12	2.1	2,452	1,235	2.0	100	70	1.4
307	Mymensingh RWH	Katiadi	34,600	17,677	2.0	38,408	17,472	2.2	39	23	1.7	4,448	1,823	2.4	55	64	0.9
308	Mymensingh RWH	Kendua	26,800	12,752	2.1	37,140	22,092	1.7	48	23	2.1	2,629	1,227	2.1	8	54	0.1
309	Mymensingh RWH	Khaliajuri	14,200	4,732	3.0	28,295	4,615	6.1	123	30	4.1	1,052	480	2.2	0	37	0.0
310	Mymensingh RWH	Kishoreganj Sadar	46,700	20,903	2.2	83,070	20,726	4.0	246	38	6.5	7,850	2,273	3.5	0	71	0.0
311	Mymensingh RWH	Kuliar Char	19,000	12,261	1.5	28,840	13,210	2.2	34	15	2.3	2,314	1,123	2.1	0	44	0.0
312	Mymensingh RWH	Madan	32,615	11,936	2.7	26,160	12,315	2.1	0	5	0.0	1,620	716	2.3	0	26	0.0
313	Mymensingh RWH	Mithamain	25,900	9,486	2.7	19,785	7,442	2.7	14	9	1.6	910	230	4.0	0	28	0.0
314	Mymensingh RWH	Mohanganj	17,900	7,365	2.4	20,375	13,367	1.5	49	12	4.1	1,261	837	1.5	0	60	0.0
315	Mymensingh RWH	Muktagachha	30,300	20,031	1.5	32,265	27,961	1.2	23	12	1.9	3,113	1,809	1.7	100	59	1.7
316	Mymensingh RWH	Mymensingh Sadar	35,000	36,566	1.0	45,750	45,030	1.0	124	77	1.6	4,214	3,254	1.3	500	189	2.6
317	Mymensingh RWH	Nandail	29,200	13,103	2.2	22,250	37,375	0.6	41	15	2.7	4,720	2,245	2.1	0	28	0.0
318	Mymensingh RWH	Netrakona Sadar	28,500	18,347	1.6	18,255	21,911	0.8	20	4	5.0	5,117	2,402	2.1	100	54	1.9
319	Mymensingh RWH	Nikli	28,900	13,579	2.1	13,665	8,302	1.6	50	30	1.7	1,800	796	2.3	50	56	0.9
320	Mymensingh RWH	Pakundia	32,328	15,417	2.1	33,780	16,793	2.0	52	11	4.7	2,605	1,271	2.0	100	40	2.5
321	Mymensingh RWH	Phulpur	33,100	20,379	1.6	48,950	34,943	1.4	90	48	1.9	4,815	2,398	2.0	900	134	6.7
322	Mymensingh RWH	Purbadhala	24,800	13,322	1.9	28,995	19,165	1.5	29	4	7.3	3,448	1,929	1.8	200	51	3.9
323	Mymensingh RWH	Tarail	29,850	14,663	2.0	18,220	11,828	1.5	44	16	2.8	1,823	880	2.1	50	39	1.3
324	Mymensingh RWH	Trishal	34,000	20,538	1.7	36,310	36,340	1.0	79	24	3.3	3,447	1,784	1.9	200	61	3.3
325	Noakhali RWH	Begumganj	13,500	21,792	0.6	5,370	13,330	0.4	7	81	0.1	738	2,072	0.4	10	113	0.1

SL	Warehouse Name	Upazila Name	Condom			Shukhi			IUD			Injectables			Implant		
			CBL	AMD	MOS	CBL	AMD	MOS	CBL	AMD	MOS	CBL	AMD	MOS	CBL	AMD	MOS
326	Noakhali RWH	Chatkhil	10,700	4,607	2.3	9,164	4,459	2.1	39	20	2.0	1,660	767	2.2	0	33	0.0
327	Noakhali RWH	Chhagalnaiya	19,900	9,529	2.1	16,905	7,773	2.2	27	10	2.7	2,197	1,059	2.1	50	32	1.6
328	Noakhali RWH	Companiganj	7,812	9,007	0.9	8,910	7,135	1.2	15	18	0.8	1,779	1,376	1.3	100	45	2.2
329	Noakhali RWH	Daganbhuiyan	19,300	12,500	1.5	11,955	6,273	1.9	61	11	5.5	1,892	1,028	1.8	50	32	1.6
330	Noakhali RWH	Feni Sadar	48,000	26,655	1.8	23,034	19,715	1.2	93	75	1.2	8,225	3,967	2.1	250	106	2.4
331	Noakhali RWH	Fulgazi	16,000	7,181	2.2	11,970	5,362	2.2	33	11	3.0	1,594	679	2.3	150	19	7.9
332	Noakhali RWH	Hatiya	55,300	11,989	4.6	45,900	14,834	3.1	163	27	6.0	7,376	2,598	2.8	300	81	3.7
333	Noakhali RWH	Kabirhat	6,880	6,720	1.0	17,775	7,916	2.2	30	20	1.5	2,554	1,501	1.7	60	45	1.3
334	Noakhali RWH	Kamalnagar	13,700	7,643	1.8	30,954	6,012	5.1	26	14	1.9	5,577	2,877	1.9	100	140	0.7
335	Noakhali RWH	Lakshmipur Sadar	63,200	12,515	5.0	35,844	16,045	2.2	50	29	1.7	9,225	5,404	1.7	0	100	0.0
336	Noakhali RWH	Noakhali Sadar	12,600	25,830	0.5	11,460	14,899	0.8	29	47	0.6	1,764	3,822	0.5	0	66	0.0
337	Noakhali RWH	Parshuram	16,800	8,075	2.1	10,514	5,236	2.0	10	10	1.0	1,837	783	2.3	50	29	1.7
338	Noakhali RWH	Ramganj	12,800	6,049	2.1	11,885	5,374	2.2	29	13	2.2	3,450	1,607	2.1	50	34	1.5
339	Noakhali RWH	Ramgati	9,657	7,750	1.2	79,378	7,182	11.1	34	13	2.6	5,679	3,108	1.8	50	41	1.2
340	Noakhali RWH	Roypur	21,000	3,810	5.5	24,405	8,292	2.9	63	18	3.5	4,150	1,456	2.9	0	51	0.0
341	Noakhali RWH	Senbagh	16,500	10,921	1.5	80,705	8,456	9.5	51	20	2.6	2,406	1,246	1.9	0	48	0.0
342	Noakhali RWH	Sonagazi	10,800	7,757	1.4	121,140	11,751	10.3	50	19	2.6	4,800	2,424	2.0	50	36	1.4
343	Noakhali RWH	Sonaimuri	20,600	8,939	2.3	250,110	6,003	41.7	24	22	1.1	2,228	1,459	1.5	50	45	1.1
344	Noakhali RWH	Subarnachar	16,260	12,872	1.3	21,285	11,039	1.9	4	16	0.3	3,045	1,506	2.0	0	54	0.0
345	Pabna RWH	Atgharia	19,200	6,644	2.9	47,790	8,675	5.5	68	12	5.7	956	505	1.9	50	19	2.6
346	Pabna RWH	Belkuchi	34,560	38,159	0.9	43,095	23,067	1.9	135	19	7.1	4,949	1,804	2.7	100	31	3.2
347	Pabna RWH	Bera	32,400	7,603	4.3	26,175	12,825	2.0	161	48	3.4	3,095	1,390	2.2	55	36	1.5
348	Pabna RWH	Bhangura	12,200	7,288	1.7	33,950	6,774	5.0	56	11	5.1	620	211	2.9	55	20	2.8
349	Pabna RWH	Chatmohar	18,400	17,982	1.0	83,670	23,048	3.6	150	42	3.6	1,823	1,045	1.7	0	46	0.0
350	Pabna RWH	Faridpur	14,600	5,631	2.6	48,975	5,143	9.5	61	16	3.8	2,064	897	2.3	0	30	0.0

SL	Warehouse Name	Upazila Name	Condom			Shukhi			IUD			Injectables			Implant		
			CBL	AMD	MOS	CBL	AMD	MOS	CBL	AMD	MOS	CBL	AMD	MOS	CBL	AMD	MOS
351	Pabna RWH	Ishwardi	59,748	22,947	2.6	118,455	16,718	7.1	90	26	3.5	3,510	1,872	1.9	100	75	1.3
352	Pabna RWH	Kamarkhanda	20,800	9,230	2.3	28,155	7,773	3.6	83	23	3.6	2,411	1,087	2.2	10	31	0.3
353	Pabna RWH	Kazipur	56,000	26,783	2.1	70,030	15,573	4.5	304	37	8.2	3,700	2,201	1.7	7	66	0.1
354	Pabna RWH	Pabna Sadar	21,950	62,054	0.4	66,870	61,066	1.1	120	124	1.0	2,040	9,167	0.2	100	80	1.3
355	Pabna RWH	Royganj	21,900	13,991	1.6	56,880	20,602	2.8	69	31	2.2	4,600	1,962	2.3	150	34	4.4
356	Pabna RWH	Santhia	33,660	13,227	2.5	36,630	22,424	1.6	52	12	4.3	7,300	3,856	1.9	0	35	0.0
357	Pabna RWH	Shahjadpur	115,300	50,509	2.3	134,115	31,772	4.2	305	109	2.8	15,556	7,996	1.9	0	178	0.0
358	Pabna RWH	Sirajganj Sadar	73,700	30,287	2.4	51,210	24,190	2.1	101	38	2.7	7,900	3,826	2.1	2	62	0.0
359	Pabna RWH	Sujanagar	38,000	17,195	2.2	70,230	15,383	4.6	167	25	6.7	5,713	2,980	1.9	0	29	0.0
360	Pabna RWH	Tarash	24,800	11,768	2.1	56,565	17,855	3.2	174	39	4.5	2,516	898	2.8	0	50	0.0
361	Pabna RWH	Ullah Para	96,700	47,541	2.0	246,540	45,572	5.4	303	107	2.8	8,800	4,338	2.0	10	38	0.3
362	Patuakhali RWH	Amtali	19,100	11,062	1.7	29,190	18,506	1.6	56	17	3.3	3,128	1,776	1.8	0	126	0.0
363	Patuakhali RWH	Bakerganj	28,216	16,362	1.7	31,170	14,946	2.1	71	23	3.1	4,111	2,001	2.1	200	35	5.7
364	Patuakhali RWH	Bamna	5,200	2,833	1.8	8,160	4,554	1.8	80	16	5.0	450	210	2.1	50	51	1.0
365	Patuakhali RWH	Barguna Sadar	20,900	9,399	2.2	31,725	14,559	2.2	105	28	3.8	8,400	3,718	2.3	50	81	0.6
366	Patuakhali RWH	Bauphal	17,800	10,584	1.7	25,920	17,042	1.5	100	39	2.6	2,650	2,234	1.2	100	37	2.7
367	Patuakhali RWH	Betagi	10,600	4,454	2.4	9,165	5,271	1.7	5	10	0.5	1,198	653	1.8	125	18	6.9
368	Patuakhali RWH	Dashmina	7,900	3,167	2.5	10,650	5,207	2.0	38	14	2.7	1,649	838	2.0	0	32	0.0
369	Patuakhali RWH	Dumki	7,800	3,490	2.2	6,435	3,273	2.0	32	9	3.6	970	462	2.1	20	18	1.1
370	Patuakhali RWH	Galachipa	16,168	8,375	1.9	41,130	20,842	2.0	57	17	3.4	6,207	3,564	1.7	150	64	2.3
371	Patuakhali RWH	Kalapara	19,772	9,578	2.1	29,535	14,444	2.0	59	27	2.2	5,992	3,169	1.9	150	49	3.1
372	Patuakhali RWH	Mirzaganj	15,100	6,796	2.2	14,490	6,726	2.2	31	8	3.9	1,165	612	1.9	100	19	5.3
373	Patuakhali RWH	Nalchity	12,800	5,956	2.1	13,035	6,600	2.0	53	13	4.1	2,826	1,417	2.0	112	30	3.7
374	Patuakhali RWH	Patharghata	15,600	6,898	2.3	16,380	8,440	1.9	62	15	4.1	2,849	1,359	2.1	100	99	1.0
375	Patuakhali RWH	Patuakhali Sadar	28,524	13,655	2.1	30,885	14,181	2.2	115	81	1.4	6,460	3,364	1.9	125	69	1.8

SL	Warehouse Name	Upazila Name	Condom			Shukhi			IUD			Injectables			Implant		
			CBL	AMD	MOS	CBL	AMD	MOS	CBL	AMD	MOS	CBL	AMD	MOS	CBL	AMD	MOS
376	Rajshahi RWH	Bagatipara	35,600	14,793	2.4	20,490	6,983	2.9	11	5	2.2	1,148	362	3.2	0	32	0.0
377	Rajshahi RWH	Bagha	37,800	21,918	1.7	19,020	9,266	2.1	24	6	4.0	3,025	1,417	2.1	0	31	0.0
378	Rajshahi RWH	Baghmara	72,700	34,346	2.1	61,335	28,933	2.1	82	47	1.7	5,264	2,223	2.4	0	57	0.0
379	Rajshahi RWH	Baraigram	54,900	26,092	2.1	20,790	19,445	1.1	56	31	1.8	3,302	2,358	1.4	0	81	0.0
380	Rajshahi RWH	Bholahat	17,600	7,423	2.4	18,405	5,297	3.5	13	4	3.3	1,847	626	3.0	30	12	2.5
381	Rajshahi RWH	Boalia	50,400	37,438	1.3	17,475	10,854	1.6	122	56	2.2	5,000	2,995	1.7	100	64	1.6
382	Rajshahi RWH	Chapai Nababganj Sadar	65,100	39,354	1.7	40,890	20,333	2.0	65	26	2.5	7,950	3,791	2.1	0	27	0.0
383	Rajshahi RWH	Charghat	39,000	18,182	2.1	25,365	12,679	2.0	50	21	2.4	1,750	735	2.4	0	39	0.0
384	Rajshahi RWH	Durgapur	34,000	16,659	2.0	17,220	8,587	2.0	18	5	3.6	1,137	517	2.2	0	30	0.0
385	Rajshahi RWH	Godagari	133,500	37,637	3.5	33,885	18,190	1.9	46	14	3.3	6,716	3,157	2.1	50	41	1.2
386	Rajshahi RWH	Gomastapur	28,200	20,192	1.4	29,415	13,919	2.1	25	10	2.5	2,792	1,194	2.3	0	12	0.0
387	Rajshahi RWH	Gurudaspur	62,511	25,861	2.4	38,743	16,437	2.4	16	10	1.6	3,368	1,395	2.4	0	55	0.0
388	Rajshahi RWH	Lalpur	44,200	20,776	2.1	33,990	17,113	2.0	29	16	1.8	3,585	1,830	2.0	0	54	0.0
389	Rajshahi RWH	Mohanpur	34,600	13,183	2.6	25,380	11,465	2.2	8	4	2.0	3,961	1,832	2.2	0	46	0.0
390	Rajshahi RWH	Nachole	18,300	10,222	1.8	16,425	6,284	2.6	19	3	6.3	2,400	1,007	2.4	0	8	0.0
391	Rajshahi RWH	Natore Sadar	69,300	36,395	1.9	35,415	17,262	2.1	124	65	1.9	3,433	1,596	2.2	5	134	0.0
392	Rajshahi RWH	Paba	22,200	33,566	0.7	49,794	15,027	3.3	11	6	1.8	1,892	3,881	0.5	0	22	0.0
393	Rajshahi RWH	Puthia	26,180	17,837	1.5	23,665	12,641	1.9	30	9	3.3	2,473	1,168	2.1	0	22	0.0
394	Rajshahi RWH	Shibganj	57,600	31,480	1.8	54,585	22,872	2.4	35	18	1.9	5,233	2,438	2.1	0	21	0.0
395	Rajshahi RWH	Singra	56,856	28,459	2.0	48,420	23,658	2.0	76	22	3.5	4,961	1,998	2.5	5	103	0.0
396	Rajshahi RWH	Tanore	40,464	14,131	2.9	65,745	14,428	4.6	50	16	3.1	3,122	995	3.1	300	109	2.8
397	Rangamati RWH	Baghaichhari	4,800	8,005	0.6	1,065	5,442	0.2	9	4	2.3	374	367	1.0	0	21	0.0
398	Rangamati RWH	Barkal	30,700	4,173	7.4	11,175	3,158	3.5	46	4	11.5	1,191	390	3.1	15	14	1.1
399	Rangamati RWH	Belai Chhari	3,764	1,741	2.2	5,945	2,278	2.6	14	3	4.7	1,043	119	8.8	0	15	0.0
400	Rangamati RWH	Jurai Chhari	7,500	2,460	3.0	10,500	2,017	5.2	22	3	7.3	1,003	156	6.4	20	11	1.8

SL	Warehouse Name	Upazila Name	Condom			Shukhi			IUD			Injectables			Implant		
			CBL	AMD	MOS	CBL	AMD	MOS	CBL	AMD	MOS	CBL	AMD	MOS	CBL	AMD	MOS
401	Rangamati RWH	Kaptai	11,500	4,252	2.7	5,355	2,467	2.2	36	2	18.0	765	381	2.0	63	27	2.3
402	Rangamati RWH	Kawkhali (betbunia)	9,000	3,443	2.6	7,481	3,003	2.5	42	5	8.4	1,033	539	1.9	12	22	0.5
403	Rangamati RWH	Langadu	17,300	5,207	3.3	9,770	3,304	3.0	40	11	3.6	1,042	364	2.9	0	35	0.0
404	Rangamati RWH	Naniarchar	13,000	4,945	2.6	10,210	4,114	2.5	33	3	11.0	1,338	234	5.7	0	18	0.0
405	Rangamati RWH	Rajasthali	9,700	1,427	6.8	7,200	1,453	5.0	35	2	17.5	504	88	5.7	25	15	1.7
406	Rangamati RWH	Rangamati Sadar	20,500	9,208	2.2	14,295	5,743	2.5	52	30	1.7	1,738	701	2.5	0	33	0.0
407	Rangpur RWH	Aditmari	10,800	12,849	0.8	23,775	13,283	1.8	108	65	1.7	6,024	3,067	2.0	0	75	0.0
408	Rangpur RWH	Badarganj	27,800	11,291	2.5	34,221	20,502	1.7	65	32	2.0	5,380	2,914	1.8	0	48	0.0
409	Rangpur RWH	Bhurungamari	23,600	11,130	2.1	25,840	14,492	1.8	67	10	6.7	5,961	2,932	2.0	0	27	0.0
410	Rangpur RWH	Chilmari	10,900	7,359	1.5	14,710	10,480	1.4	72	11	6.5	3,076	1,079	2.9	50	41	1.2
411	Rangpur RWH	Dimla	16,300	6,242	2.6	36,780	18,896	1.9	54	18	3.0	3,814	2,418	1.6	2	75	0.0
412	Rangpur RWH	Domar	17,100	7,217	2.4	31,080	15,067	2.1	50	18	2.8	4,687	2,395	2.0	0	33	0.0
413	Rangpur RWH	Fulchhari	33,900	19,997	1.7	22,365	11,573	1.9	58	29	2.0	4,926	2,898	1.7	0	23	0.0
414	Rangpur RWH	Gaibandha Sadar	26,600	17,317	1.5	41,370	23,104	1.8	105	49	2.1	8,888	4,675	1.9	0	90	0.0
415	Rangpur RWH	Gangachara	49,112	10,882	4.5	32,685	17,969	1.8	1	24	0.0	9,030	4,406	2.0	0	91	0.0
416	Rangpur RWH	Gobindaganj	51,900	31,915	1.6	61,165	31,342	2.0	69	29	2.4	7,742	3,930	2.0	0	67	0.0
417	Rangpur RWH	Hatibandha	25,500	10,136	2.5	29,925	14,216	2.1	74	29	2.6	4,806	2,418	2.0	0	78	0.0
418	Rangpur RWH	Jaldhaka	64,000	14,428	4.4	41,640	22,346	1.9	53	46	1.2	7,187	3,807	1.9	0	114	0.0
419	Rangpur RWH	Kaliganj	13,000	5,855	2.2	20,070	13,958	1.4	55	31	1.8	3,655	1,770	2.1	0	59	0.0
420	Rangpur RWH	Kaunia	18,600	10,202	1.8	17,250	9,818	1.8	26	10	2.6	4,456	2,508	1.8	0	32	0.0
421	Rangpur RWH	Kishoreganj	14,600	5,114	2.9	27,560	15,150	1.8	42	25	1.7	3,000	1,461	2.1	2	65	0.0
422	Rangpur RWH	Kurigram Sadar	14,600	9,042	1.6	21,555	14,333	1.5	73	30	2.4	6,672	2,996	2.2	0	49	0.0
423	Rangpur RWH	Lalmonirhat Sadar	19,400	10,329	1.9	16,425	11,414	1.4	4	10	0.4	7,071	3,611	2.0	0	71	0.0
424	Rangpur RWH	Mitha Pukur	25,500	14,647	1.7	20,295	17,847	1.1	44	20	2.2	7,000	3,796	1.8	0	113	0.0
425	Rangpur RWH	Nageshwari	18,900	10,159	1.9	57,615	16,107	3.6	53	22	2.4	6,545	4,059	1.6	0	24	0.0

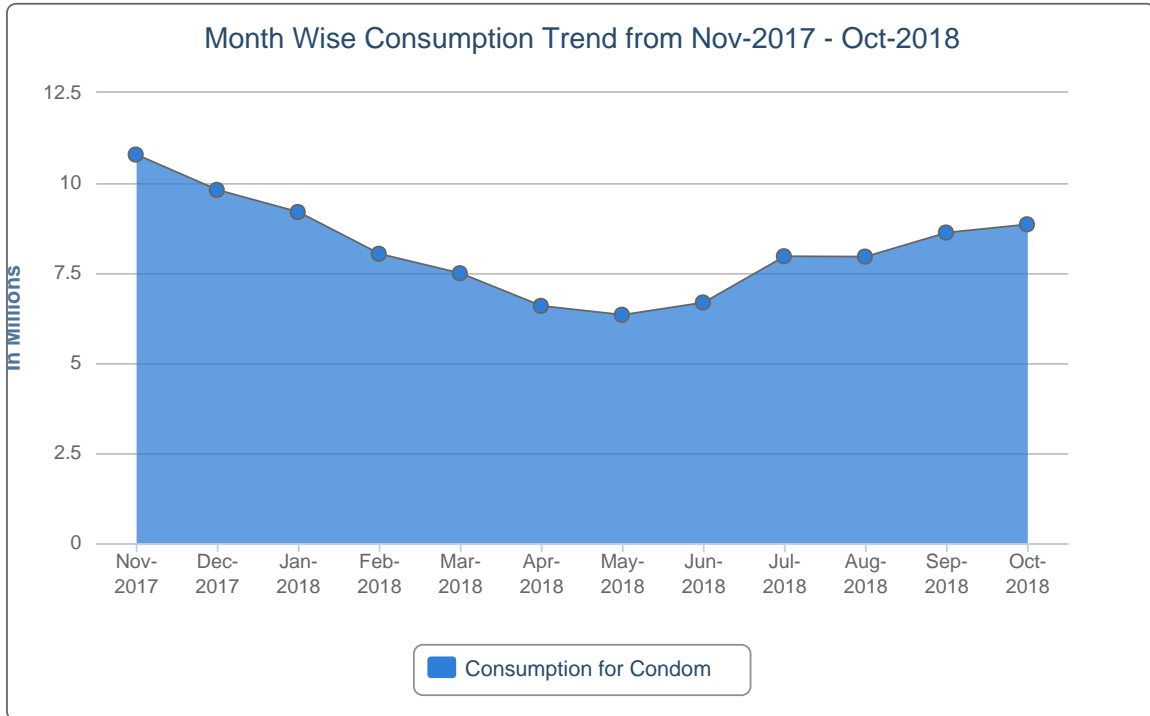
SL	Warehouse Name	Upazila Name	Condom			Shukhi			IUD			Injectables			Implant		
			CBL	AMD	MOS	CBL	AMD	MOS	CBL	AMD	MOS	CBL	AMD	MOS	CBL	AMD	MOS
426	Rangpur RWH	Nilphamari Sadar	27,000	13,638	2.0	51,540	29,291	1.8	91	47	1.9	7,946	4,138	1.9	0	26	0.0
427	Rangpur RWH	Palashbari	13,532	6,394	2.1	21,870	10,078	2.2	29	12	2.4	4,691	2,439	1.9	0	78	0.0
428	Rangpur RWH	Patgram	13,100	6,521	2.0	26,445	13,779	1.9	29	10	2.9	2,935	1,781	1.6	50	32	1.6
429	Rangpur RWH	Phulbari	11,400	5,587	2.0	21,795	12,540	1.7	77	46	1.7	5,980	3,047	2.0	0	47	0.0
430	Rangpur RWH	Pirgachha	31,500	18,346	1.7	32,135	19,962	1.6	140	57	2.5	6,925	3,576	1.9	0	57	0.0
431	Rangpur RWH	Pirganj	37,600	16,823	2.2	27,030	23,428	1.2	50	55	0.9	5,350	2,641	2.0	0	89	0.0
432	Rangpur RWH	Rajarhat	17,200	12,070	1.4	25,435	14,198	1.8	65	30	2.2	6,258	3,050	2.1	0	36	0.0
433	Rangpur RWH	Rangpur Sadar	59,100	21,259	2.8	80,050	23,658	3.4	147	72	2.0	11,300	5,224	2.2	50	133	0.4
434	Rangpur RWH	Sadullapur	30,500	21,448	1.4	31,745	20,172	1.6	38	47	0.8	8,839	4,529	2.0	0	68	0.0
435	Rangpur RWH	Saghata	19,900	8,528	2.3	28,950	15,668	1.8	56	25	2.2	3,000	1,414	2.1	10	30	0.3
436	Rangpur RWH	Saidpur	20,100	13,172	1.5	10,965	9,315	1.2	72	22	3.3	3,247	1,745	1.9	0	47	0.0
437	Rangpur RWH	Sundarganj	58,800	34,207	1.7	46,991	35,599	1.3	210	114	1.8	13,825	7,706	1.8	0	187	0.0
438	Rangpur RWH	Taraganj	10,700	4,969	2.2	17,740	8,708	2.0	16	10	1.6	2,313	1,229	1.9	0	75	0.0
439	Rangpur RWH	Ulipur	21,100	12,943	1.6	29,760	23,700	1.3	71	35	2.0	7,685	4,252	1.8	0	74	0.0
440	Sylhet RWH	Ajmiriganj	14,700	3,069	4.8	20,470	5,133	4.0	25	5	5.0	1,994	262	7.6	0	47	0.0
441	Sylhet RWH	Bahubal	20,608	4,191	4.9	21,117	4,680	4.5	70	6	11.7	1,526	415	3.7	100	31	3.2
442	Sylhet RWH	Balaganj	28,700	16,147	1.8	41,490	14,017	3.0	63	20	3.2	4,013	2,050	2.0	101	50	2.0
443	Sylhet RWH	Baniachong	16,067	8,725	1.8	25,570	12,428	2.1	26	9	2.9	1,353	785	1.7	76	28	2.7
444	Sylhet RWH	Barlekha	26,140	5,335	4.9	28,500	6,720	4.2	19	7	2.7	2,145	517	4.1	150	42	3.6
445	Sylhet RWH	Beani Bazar	15,400	10,326	1.5	26,853	6,560	4.1	38	11	3.5	1,339	560	2.4	110	50	2.2
446	Sylhet RWH	Bishwambarpur	24,900	5,984	4.2	21,950	6,610	3.3	27	5	5.4	1,449	501	2.9	2	18	0.1
447	Sylhet RWH	Bishwanath	21,680	6,835	3.2	21,884	3,695	5.9	27	15	1.8	1,399	444	3.2	102	34	3.0
448	Sylhet RWH	Chhatak	22,990	11,718	2.0	19,645	9,133	2.2	37	14	2.6	1,591	547	2.9	136	14	9.7
449	Sylhet RWH	Chunarughat	12,600	7,221	1.7	20,490	13,933	1.5	5	5	1.0	2,082	1,163	1.8	30	21	1.4
450	Sylhet RWH	Companiganj	21,000	11,176	1.9	24,090	8,031	3.0	25	5	5.0	2,923	1,427	2.0	1	34	0.0

SL	Warehouse Name	Upazila Name	Condom			Shukhi			IUD			Injectables			Implant		
			CBL	AMD	MOS	CBL	AMD	MOS	CBL	AMD	MOS	CBL	AMD	MOS	CBL	AMD	MOS
451	Sylhet RWH	Dakshin Sunamganj	24,300	8,485	2.9	23,205	7,960	2.9	51	8	6.4	1,862	696	2.7	100	40	2.5
452	Sylhet RWH	Dakshin Surma	36,000	16,254	2.2	31,185	14,891	2.1	28	8	3.5	3,453	1,456	2.4	10	21	0.5
453	Sylhet RWH	Derai	10,948	14,301	0.8	28,572	11,998	2.4	80	19	4.2	1,686	1,057	1.6	100	31	3.2
454	Sylhet RWH	Dowarabazar	19,212	8,024	2.4	24,220	12,154	2.0	7	4	1.8	2,073	1,009	2.1	22	58	0.4
455	Sylhet RWH	Fenchuganj	17,800	5,924	3.0	18,885	3,434	5.5	20	11	1.8	1,088	317	3.4	100	16	6.3
456	Sylhet RWH	Golapganj	12,300	13,656	0.9	12,540	6,383	2.0	3	9	0.3	1,323	648	2.0	5	49	0.1
457	Sylhet RWH	Gowainghat	22,800	14,945	1.5	25,260	10,442	2.4	30	13	2.3	4,046	3,056	1.3	52	24	2.2
458	Sylhet RWH	Habiganj Sadar	27,346	13,618	2.0	32,880	15,031	2.2	90	46	2.0	3,575	1,664	2.1	200	35	5.7
459	Sylhet RWH	Jagannathpur	24,400	10,479	2.3	25,200	7,145	3.5	20	14	1.4	1,367	429	3.2	10	39	0.3
460	Sylhet RWH	Jaintiapur	18,140	12,215	1.5	20,075	8,031	2.5	23	15	1.5	4,073	2,455	1.7	30	25	1.2
461	Sylhet RWH	Jamalganj	18,700	10,911	1.7	27,000	10,878	2.5	37	5	7.4	2,783	1,331	2.1	50	18	2.8
462	Sylhet RWH	Juri	16,100	6,324	2.5	25,650	5,608	4.6	42	18	2.3	1,195	446	2.7	120	51	2.4
463	Sylhet RWH	Kamalganj	30,000	16,248	1.8	36,270	15,342	2.4	40	25	1.6	2,270	1,102	2.1	150	40	3.8
464	Sylhet RWH	Kanaighat	20,328	13,002	1.6	28,245	14,131	2.0	34	15	2.3	4,279	2,422	1.8	10	33	0.3
465	Sylhet RWH	Kulaura	25,800	8,745	3.0	34,400	10,901	3.2	19	2	9.5	4,870	2,424	2.0	100	33	3.0
466	Sylhet RWH	Lakhai	26,400	4,643	5.7	21,900	5,972	3.7	19	4	4.8	1,657	358	4.6	85	15	5.7
467	Sylhet RWH	Madhabpur	27,300	10,261	2.7	39,510	16,126	2.5	7	4	1.8	1,685	819	2.1	105	33	3.2
468	Sylhet RWH	Maulvibazar Sadar	39,700	10,341	3.8	31,815	10,138	3.1	49	47	1.0	2,240	1,012	2.2	0	31	0.0
469	Sylhet RWH	Nabiganj	18,700	5,905	3.2	30,930	10,843	2.9	30	6	5.0	1,500	572	2.6	10	35	0.3
470	Sylhet RWH	Rajnagar	26,100	7,610	3.4	27,000	9,641	2.8	11	12	0.9	3,188	1,368	2.3	100	34	2.9
471	Sylhet RWH	Sreemangal	19,000	9,882	1.9	28,215	12,190	2.3	14	14	1.0	3,371	1,331	2.5	0	89	0.0
472	Sylhet RWH	Sulla	17,000	6,405	2.7	13,620	4,722	2.9	10	2	5.0	1,009	355	2.8	40	13	3.1
473	Sylhet RWH	Sunamganj Sadar	36,728	13,806	2.7	30,600	9,082	3.4	82	19	4.3	2,886	1,343	2.1	250	43	5.8
474	Sylhet RWH	Sylhet Sadar	14,300	36,810	0.4	51,085	45,738	1.1	142	89	1.6	13,411	10,601	1.3	31	121	0.3
475	Sylhet RWH	Tahirpur	17,944	13,628	1.3	22,004	10,345	2.1	56	5	11.2	2,184	658	3.3	0	42	0.0

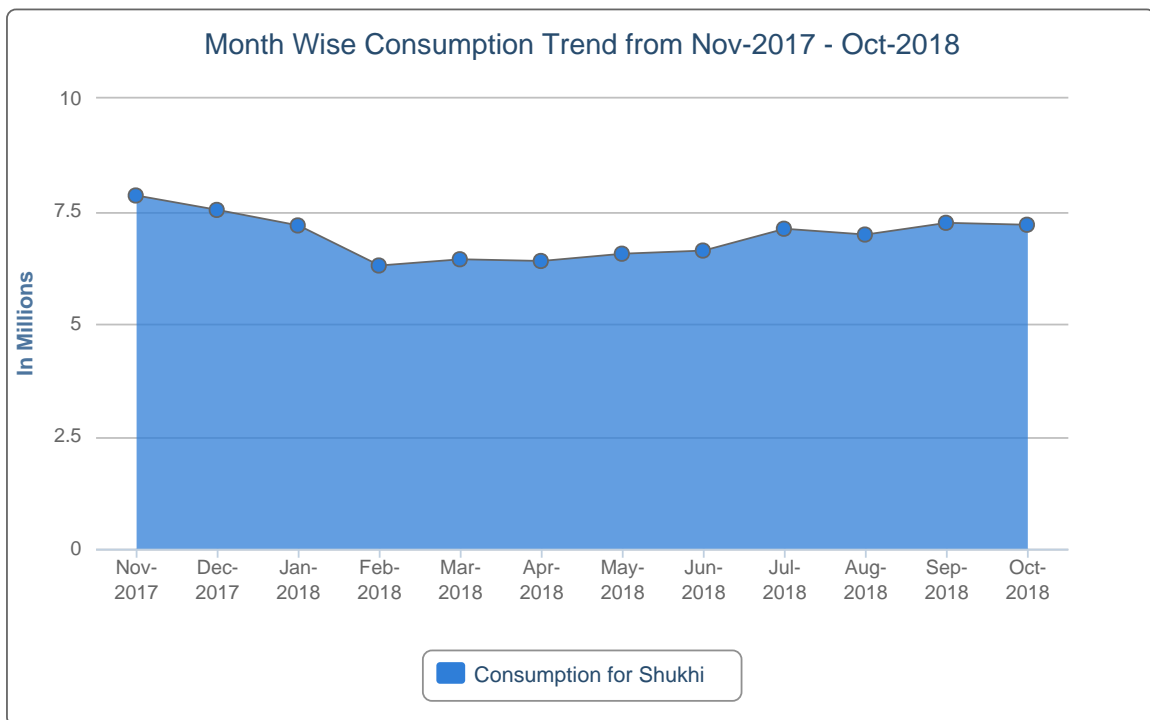
SL	Warehouse Name	Upazila Name	Condom			Shukhi			IUD			Injectables			Implant		
			CBL	AMD	MOS	CBL	AMD	MOS	CBL	AMD	MOS	CBL	AMD	MOS	CBL	AMD	MOS
476	Sylhet RWH	Zakiganj	18,560	17,510	1.1	25,116	13,401	1.9	8	10	0.8	2,704	1,547	1.7	10	69	0.1
477	Tangail RWH	Basail	26,200	9,785	2.7	172,162	15,851	10.9	38	21	1.8	4,941	1,401	3.5	0	74	0.0
478	Tangail RWH	Bhuapur	49,080	19,667	2.5	74,388	22,042	3.4	39	33	1.2	6,172	1,860	3.3	100	57	1.8
479	Tangail RWH	Chauhali	19,800	11,747	1.7	56,386	7,817	7.2	230	14	16.4	10,800	1,112	9.7	110	23	4.8
480	Tangail RWH	Delduar	24,300	13,746	1.8	142,542	20,102	7.1	150	25	6.0	9,310	1,174	7.9	100	35	2.9
481	Tangail RWH	Ghatail	8,400	27,479	0.3	77,535	41,536	1.9	190	20	9.5	4,915	3,762	1.3	0	60	0.0
482	Tangail RWH	Gopalpur	36,300	20,681	1.8	88,380	15,197	5.8	103	28	3.7	5,178	1,821	2.8	100	47	2.1
483	Tangail RWH	Kalihati	21,600	22,056	1.0	130,680	34,739	3.8	150	61	2.5	15,425	6,209	2.5	150	76	2.0
484	Tangail RWH	Madhupur	42,600	21,100	2.0	136,350	32,697	4.2	183	28	6.5	5,596	3,124	1.8	0	54	0.0
485	Tangail RWH	Mirzapur	25,200	21,520	1.2	68,655	27,757	2.5	100	36	2.8	4,625	1,131	4.1	100	45	2.2
486	Tangail RWH	Nagarpur	14,300	22,799	0.6	72,960	25,223	2.9	74	46	1.6	5,763	2,430	2.4	0	97	0.0
487	Tangail RWH	Sakhipur	36,700	18,884	1.9	84,450	24,697	3.4	100	22	4.5	7,243	1,058	6.8	50	40	1.3
488	Tangail RWH	Tangail Sadar	18,200	31,376	0.6	211,500	24,649	8.6	139	42	3.3	8,615	2,911	3.0	0	100	0.0

7. Month-wise Consumption Trend

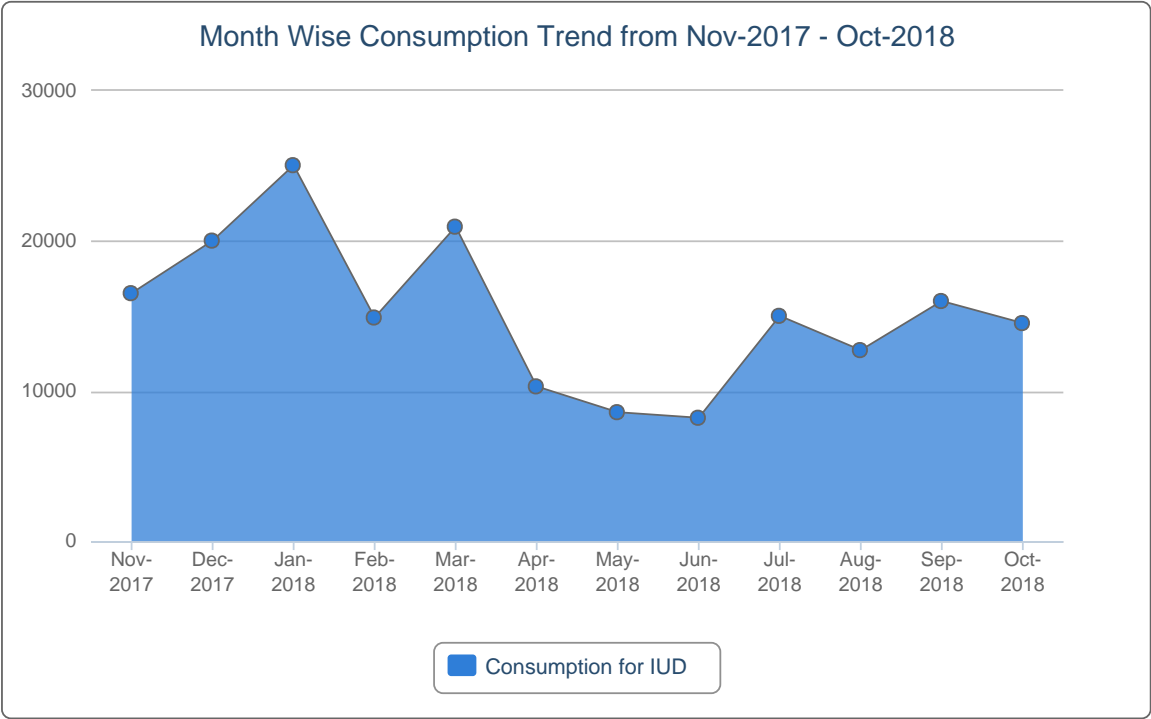
7(a).



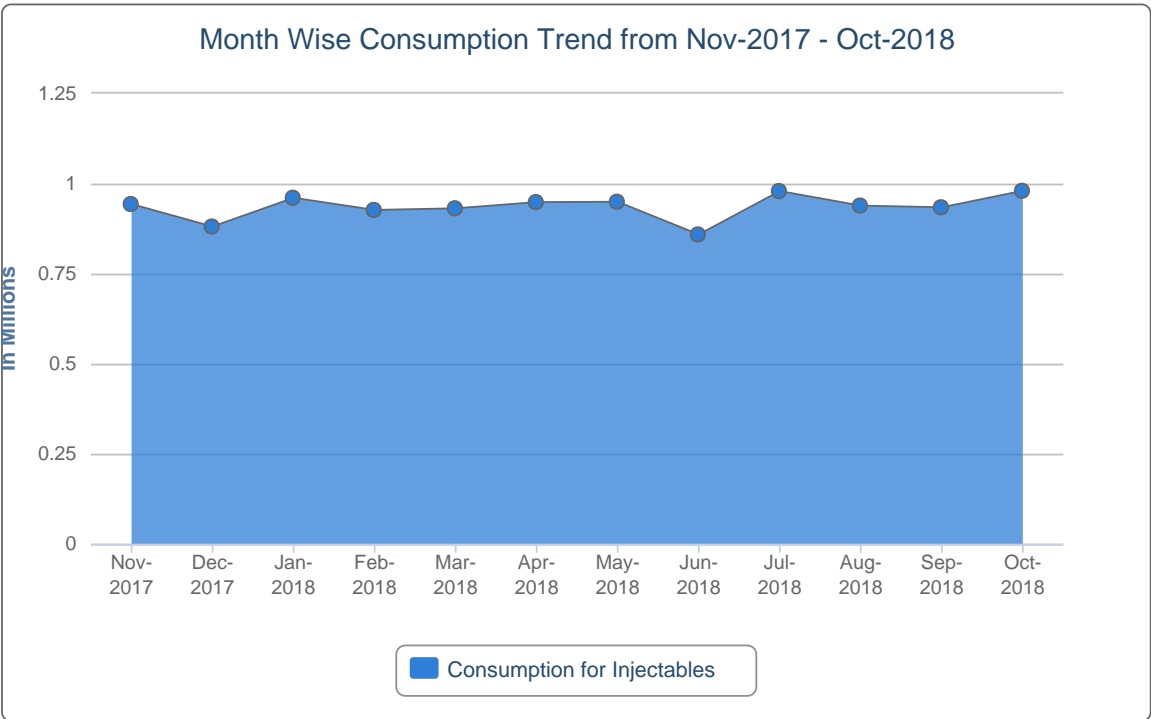
7(b).



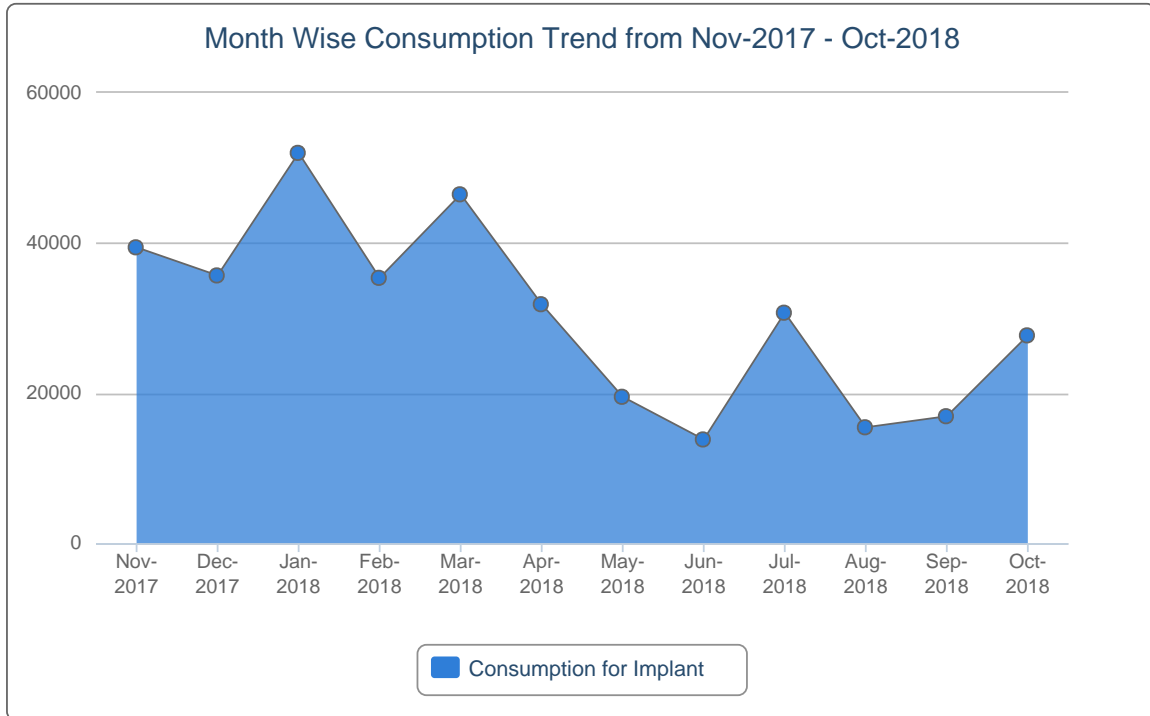
7(c).



7(d).



7(e).



8. Report on Upazila and Warehouse Having Stock Out in last month

SL	Products Name	No of Stockout WH	% of Stockout WH	No of Stockout Upazila Store	% of Stockout Upazila Store	No of Stockout Upazila Field	% of Stockout Upazila Field
1	Condom	0	0%	1	0%	0	0%
2	Shukhi	0	0%	1	0%	0	0%
3	IUD	0	0%	1	0%	0	0%
4	Injectables	0	0%	0	0%	0	0%
5	Implant (Total)	0	0%	-	-	3	1%

List of Stock Out Warehouses

SL	Commodity	Warehouse	Phone
No StockOut in Warehouse			

List of StockOut Upazilas

SL	Commodity	Warehouse	District	Upazila	Phone
1	Condom	Dhaka CWH	Manikganj	Manikganj Sadar, Manikganj	01712203155
2	Shukhi	Dhaka CWH	Manikganj	Manikganj Sadar, Manikganj	01712203155
3	IUD	Mymensingh RWH	Netrokona	Madan, Netrakona	01718813762
4	Implant (Total)	Bhola RWH	Bhola	Lalmohan, Bhola	01786815282
5	Implant (Total)	Cumilla RWH	Chandpur	Hajiganj, Chandpur	01774655555
6	Implant (Total)	Rangpur RWH	Gaibandha	Sadullapur, Gaibandha	01713712587



This report is generated with the financial support of USAID and the technical assistance from Systems for Improved Access to Pharmaceuticals and Services (SIAPS), implemented by Management Sciences for Health-MSH.

If you need more information, please visit at <https://www.scmpbd.org>