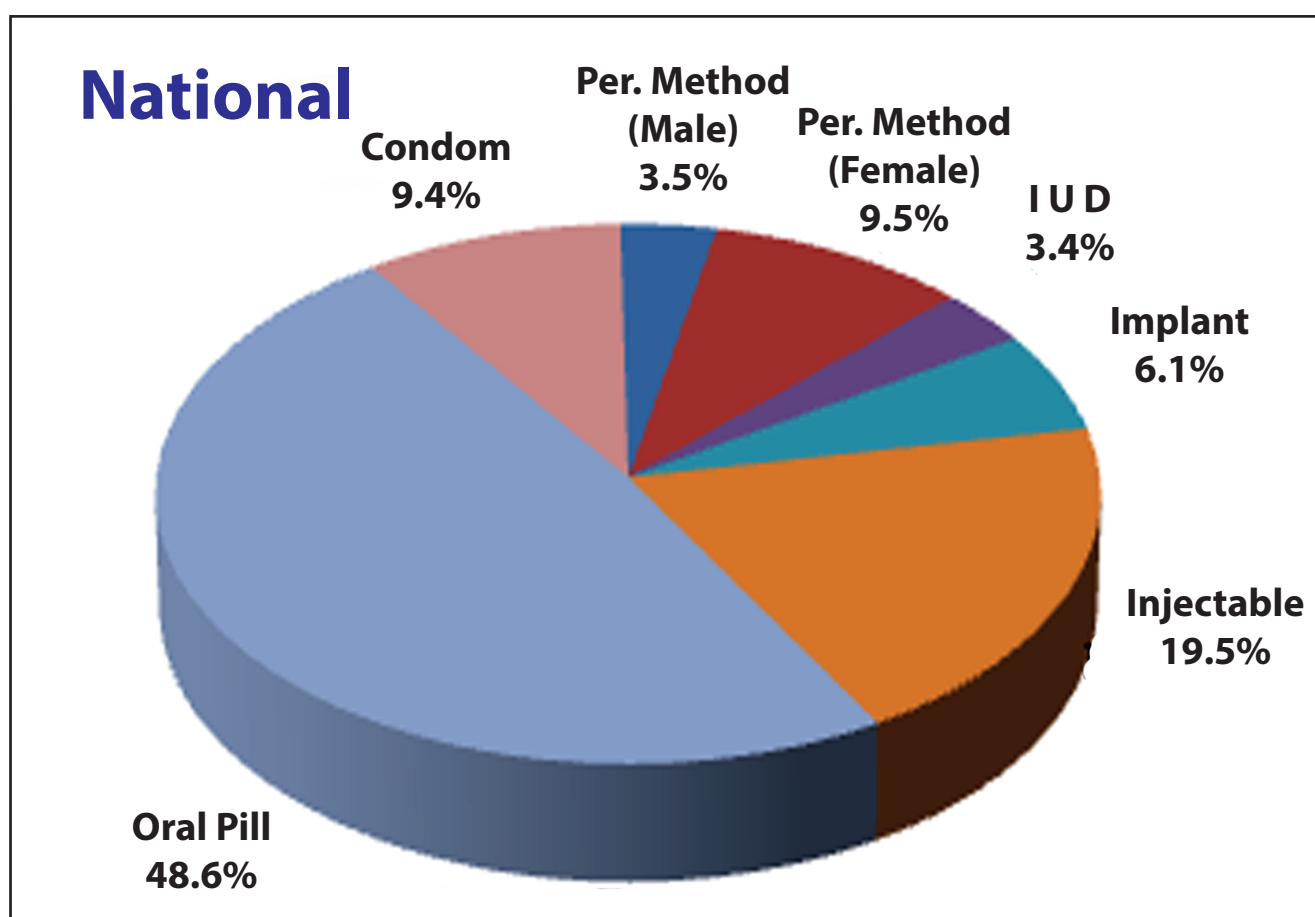


ছেলে হোক, মেয়ে হোক
দু'টি সন্তানই যথেষ্ট

MONTHLY REPORT ON FAMILY PLANNING, MATERNAL & CHILD HEALTH, REPRODUCTIVE HEALTH AND NUTRITION SERVICES September 2021

Method-Mix for the month of September 2021



Preface

I am very much delighted to publish the monthly report of September/2021 of Management Information System (MIS) of Directorate General of Family Planning (DGFP). This monthly report displays our continuous effort to preserve quality data which can be used as a major tool kit for better management and evidence based decision making. The report consists of several information on demographic data associated with family planning, maternal & child health, reproductive health and nutrition services across the country. The report is a regular monthly issue designed to incorporate monthly service statistical progress at district and upazila level.

MIS Unit of Directorate General of Family Planning consists of three sub systems namely Service Statistics (SS), Logistic Management Information System (LMIS) and Human Resource Information System (HRIS). In the year 2011, MIS Unit has developed web-based software to collect, collate and compile service statistics from field level. Online reporting is already an established system at upazila level and we have a plan to scale up e-MIS report at all administrative tiers across the country under 4th sector program.

It is important to mention that this monthly report provides mainly service statistics information received from field workers, service delivery points and NGOs. Generally, the objectives of MIS are to develop and strengthen reliable information management system. We are hopeful that this report will help the users at all levels to compare and analyze the latest information on family planning, maternal, child and adolescent health.

Finally, I convey my sincere thanks to the personnel of MIS Unit who have made diligent effort to prepare this report in time. I cordially request all the users of this monthly report to provide their valuable suggestions and feedback (if any) through the e-mail address (dirmis@dgfp.gov.bd) for its further improvement.

Khan Md. Rezaul Karim
Joint Secretary, MEFWD

And

Director (MIS) & Line Director
Directorate General of Family Planning

Table of Contents

<u>Sl. No</u>	<u>Contents</u>	<u>Page #</u>
1.	At a glance of FP Performance for the month of August 2021 and September 2021.....	02
2.	At a glance of the MCH and Reproductive Health Services for the month August.'21 and September.'21...	03
3.	At a glance of the Nutrition services for the month of August 2021 and September 2021.....	04
4.	Introduction	05
5.	Family Planning Performance (CAR Related)	05
6.	MCH Performance	05
7.	Nutrition Programs of the Directorate General of Family Planning	06
8.	Highlights September 2021.....	06
9.	Table Analysis	07
10.	Remarks	09
11.	Clarification about some information	09
12.	Highest and Lowest Performing districts in clinical methods	10
13.	National Projection, Performance and Achievement Rate of Contraceptive Methods	11
14.	List of Division according to descending order of Achievement Rate against their projections of Clinical Methods for the period July 2020 to September 2021.....	11
15.	List of 3(three) districts achieved the highest Achievement Rate of Clinical Methods against their Projections for the period July 2020 to September 2021.....	11
16.	List of 3(three) districts achieved the lowest Achievement Rate of Clinical Methods against their Projections for the period July'20 to September'21	11
17.	Comparative Statement of contraceptives performance for the period between July19 to September 20 and July 20 to September 21.....	12
18.	Performance & Distribution of Contraceptives by Method for the month of August 121 to September21	12
19.	Contribution of Government, NGOs and Multisectors in respect of Contraceptive Performance during September 2021.....	12
21.	Division wise and NGOs and Multisectors wise Contraceptive Performance for the month of September	13
21.	District wise Projection, Performance and Achievement Rate of Permanent and Long Acting Methods	17
22.	District wise Projection, Performance and Achievement Rate of Short Acting Methods	19
23.	Method wise Users (Normal & Postpartum as Old, New, Dropout, Postpartum Expire)and CAR by District at the end of September 2021.....	21
24.	Number of New and Total Acceptors up to the end of August 2021 and September 2021.....	33
25.	CAR (%) by Division up to the end of August 2021 and September 2021.....	33
26.	District by Range of CAR up to the end of September 2021.....	34
27.	District by Range of CAR up to the end of September 2021.....	34
28.	List of Upaziala achieved CAR >70% up to the end of September 2021.....	35
29.	List of Upaziala achieved CAR 60-70% up to the end of September 2021.....	38
30.	Method wise numbers of Dropout and Switch Over by Division up to the end of August'21 and September'21	39
31.	Contraceptive acceptors and acceptance Rate by Division up to the end of August'21 and September'21....	39
32.	Status of Contraceptive Method-Mix based on CAR at the end of the month of September 2021.	39
33.	Pie-Chart of Method-Mix for the month of September 2021.....	40
34.	Performance by type of MCH services for the month of August'21 and September'21	41
35.	Performance by type of Nutrition services for the month of August'21 and September'21.....	42
36.	Summary of the Couples and Acceptors by Month since September 2021...	43
37.	Performance of RH-EOC of MCWCs, MCHTI & MFSTC for the month of September 2021.....	45
38.	City Corporation wise Contraceptive Acceptors and Acceptance Rate(CAR) (Partial) at the end of the month of September 2021.....	47

At a glance of the FP Performance for the Month of August 2021 and September 2021

Indicators	August	September
Numbers of Total Eligible Couple (Including Part of the city Corporation)	27771758	27768889
Numbers of Total Acceptors (Including Part of the city Corporation)	21811711	21812635
CAR(%) (Contraceptive Acceptance Rate)	78.54	78.55
Method specific acceptors (Cumulative) :		
Permanent Method (Male) Postpartum	3246	2630
Permanent Method (Male)	739940	738032
Permanent Method (Female) Postpartum	83786	85027
Permanent Method (Female)	2087436	2089598
Permanent Method (Total)	2827376	2827630
IUD (Postpartum Users)	32289	32647
IUD (Total Users)	733893	732451
Implant (Postpartum Users)	84401	85472
Implant (Total Users)	1398058	1403030
Injectable (Postpartum Acceptors)	187086	188384
Injectable (Total Acceptors)	4226993	4222919
Oral Pill (Postpartum Acceptors)	569612	570341
Oral Pill (Total Acceptors)	10566364	10565372
Condom (Postpartum Acceptors)	164899	165646
Condom (Total Acceptors)	2059027	2061233
Method specific new acceptors :		
Permanent Method (Male)	1211	1018
Permanent Method (Female)	5039	6695
Permanent Method (Total)	6250	7713
IUD (New Users)	7601	6905
Implant (New Users)	18509	23797
Injectable (New Acceptors)	47687	52430
Oral Pill (New Acceptors)	100219	104483
Condom (New Acceptors)	36913	38653
Number of Districts reported	64	64
Number of Upazilas reported	491	491
Range of CAR (%)	No. of Districts	
	August	September
00 - 59	0	0
60 - 69	1	1
70 & above	63	63
Contraceptive performance and distribution by methods (Absolute Performance) :		
Permanent Method (Male - cases)	1600	2268
Permanent Method (Female - cases)	5856	6877
Permanent Method (Total - cases)	7456	9145
IUD (Nos.)	13474	12133
Implant (Nos.)	28147	32316
Injectable (Doses)	775800	804103
Oral Pill (Cycles)	4654821	4757158
Condom (Pieces)	7832331	8069507

At a glance of the MCH and Reproductive Health Services for the Month of August 2021 and September 2021

Services		August.'21	September.'21
Number of Pregnant Women		908347	930659
Number of High Risk/Complicated Pregnant Mother		5379	5254
Antenatal Care	1st visit (Within 4 Month)	172940	183076
	2nd visit (within 6 Month)	121256	125554
	3rd visit (within 8 Month)	96547	99074
	4th visit (within 9 Month)	83694	86145
Institutional Delivery (MCHTI, MFSTC, FWVTI-Raj, MCWC, UHC, UH&FWC &NGOClinics)	Normal	44754	48087
	C-section	40999	44014
	Total Delivery	85753	92101
Non-institutional Delivery	At Home by Trained Persons	29212	30281
	At Home by Non-Trained Persons	10800	10671
	Total Delivery	40012	40952
*Total Live Births		101200	109424
Postnatal Care	PNC-1 (within 24 Hour)	40360	43093
	PNC-2 (within 2-3 day)	37793	38563
	PNC-3 (within 7-4 day)	37049	40291
	PNC-4 (within 42-48 day)	47886	46724
Postnatal care by trained person till two days in Home Delivery		5048	4856
No. of uses 7.1% chlorhexidine digluconate for umbilical cord care		36480	41517
TT for Woman (5-49)	1st dose	107564	109525
	2nd dose	106930	110422
	3rd dose	109840	116808
	4th dose	102213	105212
	5th dose	100476	102775
Immunization	BCG	134243	141084
	PCV-1	140948	148992
	PCV-2	139163	142083
	PCV-3	139040	187230
	MR Vaccine 1st Dose	138819	136857
	MR Vaccine 2nd Dose	123724	125128
Number of ECP acceptors		8148	8515
Number of MR done (Both Govt. & NGOs)		1459	1475
General Treatment		2293306	2502932
Still Births (including MCHTI, MFSTC & FWVTI-Raj)		180	324
Death	Neonatal death (0-28 days)	205	214
	Infant Death (29Days to below 1Year)	75	84
	Child Death (1 - <5 year)	6	11
	Maternal Death	43	49
	Other Death	23749	25757
	Total	24084	26115
No. of Health Education in UH&FWC		2253	4763

* Live births conducted at Govt. MCH, DH, MCWC, UHC, UH&FWC, NGOs & Home. The information is collected by FWA through field visit.

At a glance of the Nutrition services for the Month of August 2021 and September 2021

Services		Performance	
		August.'21	September.'21
Nutrition Services for Pregnant Women, 0-59 months aged child and Mother	Counseling on IYCF, IFA, Vitamin-A and Hand washinh	686803	716153
	Number of mother Received IFA & Calcium Tablet	152187	155402
	Received MNP Sachet (6-23 months)	21512	18230
	Exclusive Breast feeding up to 6 months	169064	182866
	Complimentary feeding after 6 months	186826	195216
	Feeding Tablet Vitamin A (6-59months Child)	3755	4513
	Received Tablet anti-helminthics (24-59months Child)	43464	46185
	Feeding Zink pill with ORS suffering form diarrhoea	4171	5505
	Identifying Suffering from MAM	9070	9078
	Suffering from SAM & Referred	1974	2318
	Identifying Child Stunting	3971	3732
	Identifying Child Wasting	3597	3998
	Identifying Child Under weight	3579	3548

SUMMARY

Introduction

Bangladesh is divided into eight administrative divisions: Dhaka, Chattogram, Rajshahi, Khulna, Barishal, Sylhet, Rangpur and Mymensingh. Each division is divided into several districts and each district into several upazilas. Each urban area in an upazila is divided into wards. Upazilas are divided into Union Parishads (UPs) and Pourasovas. These divisions allow the country as a whole to be separated into rural and urban areas. Management Information System (MIS) has been operational under the Directorate General of Family Planning (DGFP) for a long time. The report of the Contraceptive Performance, MCH, Reproductive Health and Nutrition services is used to be published each month from MIS Unit on the basis of Service Statistics received from the field workers, service delivery clinics and NGOs. Erstwhile Family Welfare Register, however, is the principal source of performance statistics. This report is prepared on the basis of FWA Registers (9th Edition) and Clinic Report. Most of the FWAs visit their working area once in every two months. It is a continuous process. FWA register is modified/updated in every three years.

There is a reporting system to collect the information from the field. MIS Reporting Form-1 is filled up by the FWAs and submitted the same to FPIs. FPI fills up the MIS reporting Form-2 by compiling of all the FWAs (MIS Form-1) report and submits to UFPO office. MIS reporting Form-3 (clinical) is filled up by MO (clinic)/ (MCH-FP)/ (FW)/SACMO/ FWV and is submitted to UFPO office. NGOs of the respective area submit their report to UFPO office through MIS reporting Form-2 and 3 as their requirement. All the reporting Form-2 and 3 are compiled by UFPO office and filled up reporting Form-4 (union wise) and is entered in online web based software (SS). District FP Office reviews and submits that report. It provides information of contraceptive use status of eligible couples and different types of MCH, Reproductive Health and Nutrition services. MIS performance report is primarily used by different level of program managers and supervisors engaged in implementing the Family Planning, MCH, RH and Nutrition program in the country. Besides, different policy makers, decision makers, donor agencies, Development Partners, researchers and other users also use this report.

Family Planning Performance (CAR related):

Performance reports of September 2021 have been received from all the 64 districts of the country. During the month of September 2021 total numbers of eligible couple were found to be as 27768889 against 27771758 in the previous month. Performances of NGOs are also included in the report as reported by the Upazila Offices. A total of acceptors are 21812635 reported in the month of September'21 as against 21811711 in August'21. The Contraceptive Acceptance Rate (CAR) achieved at the end of the reporting month for six modern methods (Permanent Method, IUD, Implant, Injectable, Oral Pill and Condom) is 78.55% which was 78.54 % in August'21. Method Specific Acceptors (Cumulative), Method Specific New Acceptors and Contraceptive distribution by Methods are shown in the summary sheet. It September be noted that the contraceptive acceptance rate is an estimate, based on the client contact and the status of contraceptive acceptance as reported by the field workers based on the entries made in the FWA register. The Contraceptive Prevalence Rate (CPR), on the other hand, is based on periodic surveys that are made on precise statistical procedures.

The acceptance rate is a tentative rate and varies from month to month because of reporting status and coverage. This rate is usually higher than the Contraceptive Prevalence Rate (CPR). CAR is generally used to monitor as a management tool 'on-going' program performance in the country. It is not so much used to evaluate the program impact or goals, which is done by periodical scientific surveys.

MCH Performance:

In the month of September'21, 930659 pregnant women have been registered. Total number of 5,254 pregnant women referred to hospital for their complications. Dose-wise TT for Women (15-49 yrs.) and OPV & Pentavalent vaccines were shown in the summary sheet. BCG vaccines were given to 141084 infants during September'21. Visit-wise Antenatal Care is also shown in the summary sheet both of August 2021 and September 2021. Postnatal Care is shown in the summary sheet both August 2021 and September 2021. Number of delivery conducted by the clinics is 92101. Total numbers of delivery at home 30281 by trained personnel and 10671 by non-trained personnel. Still Birth is recorded 324 in September'21 and in the previous month it was 180. Neonatal deaths (0-28 days) & Infant deaths (29 days-<1yr.) are recorded to be 214 and 84 in the month of September'21 where these were 205 and 75 in August'21 respectively. A total of 11 child-deaths (1-<5 yrs.) have been reported in the month of September'21 as against 6 in August. Maternal deaths were reported 49 during the month of September'21 which was 43 in August'21. The other deaths were reported 25757 in September'21 but in August'21 the number of such deaths was 23749. General treatments were rendered to 2502932 and 2293306 patients in the month of September'21 and August'21 respectively. In September'21 number of ECP acceptors was 8515 but in August'21 it was 8148. MR done in the reporting month is 1475 but in August'21 it was 1459. Performance of MCHTI, MFSTC, MCWCs and FWVTI-Rajshahi is also included in the report.

Nutrition Programs of the Directorate General of Family Planning

Country wide nutrition service is going on through National Nutrition Services (NNS) Operational Plan of DGHS under Health Services Division of MOHFW. DGFP is also playing vital role for implementation of nutrition services whole over the country and is rendering nutrition services at field level where activities like MCH services, Adolescent and Family Planning Program is going on. By this time coordination with IPHN and cooperation with "Global Alliance for Improved Nutrition (GAIN), UNICEF and Alive & Thrive" comprehensive nutrition services are running in 91 upazillas of 11 districts through MCH Services Unit of DGFP.

Highlights September 2021

- a) National Contraceptive Acceptance Rate (CAR) based on visited eligible Couples 27768889 is found to be 78.55%. Rajshahi division has achieved the highest acceptance rate 81.36%, followed by Rangpur division 79.96%. The CAR is found to be 80.07% achieved in Khulna division. The Contraceptive Acceptance Rate has been found to be rather low in Mymensingh 79.38%, Barishal 79.18%, Sylhet 77.31%, Dhaka 77.3% and Chattogram 75.38%.

The highest numbers of Acceptors 4246325 have been reported from Dhaka division followed by 3882966 in Chattogram division, Rajshahi division reported 3473944 acceptors. Acceptors size is however, found much smaller in Rangpur, Khulna, Mymensingh and Sylhet which are 2908901, 2801222, 1821079 and 1359668 respectively and in Barishal division it is 1318530.

- b) Out of 64 reporting districts, 63 districts have reported contraceptive acceptance rate of 70 percent and above, 1 district has reported CAR of 60 - 69 percent and no district has reported CAR of < 59 percent.
- c) Out of 491 Upazilas 486 Upazilashave reported CAR at the level >70% and 5 Upazilas have reported CAR level 50-70 percent.

According to the performance of the reporting month (September,21) Jhenaidaha district recorded the highest achievement rate 177.8%. Dinajpur district has got the 2nd place with 164.3% and Gaibandha district has secured the 3rd position with 149.7% of permanent method. Sherpur district has achieved first position with achievement rate 226.3%; Noakhali district has got the 2nd position with achievement rate 166.4% and Dhaka district has recorded the 3rd position with achievement rate 134.6% in IUD. In Implant Noakhali district has recorded the highest achievement rate with 190.6%, Khagrachhari district has placed in 2nd position with achievement rate 163.0% and Tangail district has got the 3rd position with achievement rate 144.6%.

- d) (Table 21) In September National Nutrition services information collected by FP workers are as follows: Number of 155402 mothers received IFA, No. of 182866 babies (up to 6 months) exclusive breast feeding and No. Of 195216 children (6-23 months) feeding complementary foods. No. of 9078 children suffering from MAM and 2318 suffering from SAM and referred. No. of Children Stunting, wasting and under weight are 3732, 3998 and 3548 respectively.

Table Analysis:

Table 1: Shows contraceptive performance and Achievement Rate in respect of Permanent, Long Acting and Short Acting methods for the reporting month (September'21) and reporting period (July'21 to September'21) against their respective projections. In the reporting month the achievement rates of Permanent method (Male) 33.7%, Permanent method (Female) 61.7% and Permanent method (Total) 51.2%, IUD 54.9%, Implant 86.2%, Injectable 45.8%, Oral Pill 35.2% and Condom 33.3%. From July'21 to September'21 the achievement rates of Permanent method (Male) 22.4%, Permanent method (Female) 49.8% and Permanent method (Total) 39.5%, IUD 53.5%, Implant 61.0%, Injectable 44.3%, Oral Pill 34.9% and Condom 32.0%.

Table 2: Shows the divisions according to descending order of achievement rate against their projection of Permanent and Long Acting methods for the period July'21 to September'21.

Table 3: Showing the 3(three) districts which achieved the highest achievement rate against Permanent and Long Acting methods of their projections for the period July'21 to September'21.

Table 4: Shows 3(three) districts which achieved the lowest achievement rate of Permanent and Long Acting methods against their projections for the period July'21 to September'21.

Table 5: Comparative statement of contraceptive performance against their projection between the period July'20 to September'20 and July'21 to September'21. The Achievement Rate of Permanent Method (Male) was 22.4% in the period of July'20 to September'20 but it shows the lower rate 20.4% in the current period. So it is decrease 2.0% than that of July'20 to September'20. Permanent Method (Female) was 49.8% in the period July'20 to September'20 but it shows the higher rate 54.1% in the current period. So it is 4.3% increase than that of July'20 to September'20. Permanent Method (Total) was 39.5% in the period July'20 to September'20, but it shows the lower rate 41.4% in the current period. So it is 1.9% increase than that of July'20 to September'20. IUD achieved the 53.5% in the reporting period July'20 to September'20 but it shows the lower rate 45.2% in the current period. So it is 8.3% decrease than that of July'20 to September'20. Implant achieved the 61.0% in the reporting period July'20 to September'20 but it shows the higher rate 67.7% in the current period. So it is 6.7% increase than that of July'20 to September'20. Injectable achieved the 44.6% in the reporting period July'20 to September'20 but in the current period it shows 44.5%. So Injectable is decrease 0.1% than that of July'20 to September'20. Oral Pill achieved the 35.1% in the reporting period July'20 to September'20 but in the current period (July'21 to September'21) it shows 42.1%. In case of Oral Pill 7.0% increase than that of July'20 to September'20. In case of Condom it achieved 32.2% in the reporting period July'20 to September'20 but in the current period (September'21 to September'21) it shows 32.8%, which is 0.6% increase than that of July'20 to September'20.

Table 6: Comparative status of performance and distribution of contraceptive by methods for the month of August'21 and September'21 based on field worker's report. In comparison with that of previous month Permanent Method (male) 41.8%, Permanent Method (Female) 17.4%, Overall Permanent Method (Total) 22.7%, IUD -10.0%, Implant 14.8%, Injectable 3.6% Oral Pill 2.2% and Condom 3.0%.

Table 7: Shows the share of Government and NGOs and Multisectors by methods in the overall National performance. Government sector has contributed 52.7% in Permanent Method (Male), 86.4% in Permanent Method (Female), 78.1% in Permanent Method (Total), 84.8% in IUD, 92.6% in Implant, 86.5% in Injectable, 91.2% in Oral Pill and 83.3% in Condom in the reporting month September'21. On the other hand NGOs and Multisectors have contributed 47.3% in Permanent Method (Male), 13.6% in Permanent Method (Female), 21.9% in Permanent Method (Total), in IUD 15.2%, in Implant 7.4%, in Injectable 13.5%, in Oral Pill 8.8% and in Condom 16.7% in the reporting month September'21.

Table 8: Division wise and NGOs & Multisectoral wise Contraceptive Performance for the month of September'21 are shown in this table. BAVS of Dhaka Division is in the highest position, BAVS of Chittagong Division is in the next and BAVS of Rajshahi Division is in the 3rd position in Permanent method. By NGOs and Multisectorals performance of Total Permanent methods are 2006 in the reporting month, in which Males are 1072 and Females are 934. Total IUD and Implant 1841 and 2407 are inserted in the reporting month September'21. Injectable 108919 vials, Oral Pill 419794 cycles and 1346403 of Condom are distributed by NGOs and Multisectorals in the reporting month.

Table 9: Shows the projection, performance and achievement rates of Permanent and Long Acting methods in the reporting month September'21 and in the reporting period July'21 to September'21. In the reporting month Thakurgaon district has achieved the highest achievement rate of 96.8% and Dhaka district is the next highest with 93.4% in Permanent Method. In the reporting month Sherpur district has achieved the highest achievement rate of 187.6% and Rajbari district is the next highest with 158.0% in IUD. In the reporting month Jhalakati district has achieved the highest achievement rate of 346.2% in Implant and Sherpur district has achieved the next second highest achievement rate with 156.0%. On the other hand, in the reporting period July'21 to September'21 Joipurhat district has achieved the highest achievement rate of 97.2% in Permanent Method, Sherpur district has achieved the highest achievement rate of 202.0% in IUD and Sherpur district has achieved the highest achievement rate of 164.6% in Implant.

Table 10: Shows the projection, performance and achievement rates of Short Acting methods in the reporting month September'21 and in the reporting period July'21 to September'21. In the reporting month Bhola district has achieved the highest achievement rate of 120.5% and Sherpur district is the next highest with 118.6% in Injectable method. Patuakhali district has achieved the highest achievement rate of 104.5% in Oral Pill. Sherpur district has achieved the highest achievement rate of 93.6% in Condom. From July'21 to September'21 Bhola district has achieved the highest achievement rate of 116.9% and Sherpur district is the next highest with 108.6% in Injectable, Sherpur district has achieved the highest achievement rate of 187.0% in Oral Pill and Sherpur district has achieved the highest achievement rate of 93.7% in Condom.

Table 11: This table shows the Old acceptors, new acceptors and dropout (No method & switch over) cases by districts in the reporting month (September'2021). This table is prepared on the basis of CAR report.

Table 12: This table shows the new and total acceptors of the current month in comparison with that of the previous month. The new acceptors of all the methods-, Permanent Method(Male), Permanent Method(Total) have shown decreasing trend but Permanent Method(Female) IUD, Injectable, Oral Pill, Condom and Implant have shown increasing trend. New acceptors are shown depending on the field workers report which collects from their visiting areas. In case of total acceptors Permanent Method (Male), Permanent Method (Female), Permanent Method (Total) IUD, Implant, Injectable, Oral Pill and Condom have shown increasing trend.

Table 13: This table shows that Rajshahi division had recorded the highest CAR of 81.35%, next Rangpur division 80.02%, Khulna division 80.05%, Mymensingh division 79.29%, Barishal division 79.17%, Sylhet division 77.41%, Dhaka division 77.27% and Chattogram division 75.39% in the reporting month September'21. Graph-1 shows the division wise CAR for the current month and graph-2 shows the division wise CAR for the current month in comparison with that of previous month.

Table 14: Shows that 63 districts have achieved CAR level of 70.0% and above where 1 district has achieved CAR between 60%-69% and no district has achieved CAR between 0-59% in the reporting month September'21. The graph also shows the same in comparison with previous month.

Table 15: List of 485 upazilas among the 490, which have achieved CAR >70.0% in the reporting month.

Table 16: List of 5 upazilas which have achieved CAR 60-70% in the reporting month. Graph shows that 485 upazilas out of 490 have achieved CAR level >70%, 4 upazilas have achieved CAR level 60%-70% and 1 upazila has achieved CAR level <60% in the current month. There is graphical presentation is also showing both of August'21 and September'21.

Table 17: Shows the dropout and switch over by method and by division for the month of September, 21.

Table 18:This table shows the Division-wise comparison of Couples, Contraceptive Acceptors and the Acceptance Rate up to the end of September'21.

Table 19:This table shows the contraceptive method mix by division for the month of September'21.

Pie Charts are showing the national and division wise Method-Mix for the month of September'21.

Table 21:This table shows the performance of MCH and Reproductive Health Services during the month of August'21 and September'21.

Table 21:This table shows the performance of Nutrition Services for the month August'21 and September'21 collected by family planning workers.

Annex A:Annex- A shows comparative summary key performances since May 2021 to September'21.

Annex C:City Corporation wise Contraceptive Acceptors and Acceptance Rate(CAR) (Partial) at the end of the month of September'21.

Clarification about the information of summary sheet, table-2 and table-3:

Method Specific Acceptors:

In the summary sheet, Method Specific Acceptors is shown based on the field workers' (FWA) visit of the reporting month and also the previous month. These are the cumulative figure which includes previous month's acceptors and reporting month's new acceptors collected by the field workers within their working areas.

Contraceptive distribution by Method:

In the summary sheet, Contraceptive Performance by Method is prepared based on the performance and distribution of the reporting month. These figures are actual performance of the reporting month which is not comparable with the information written in method specific acceptors.

Table- 9, Table-10 and Table-11

Performance shown in the table-9 and 10 is the actual performance of the respective month but the new acceptors shown in the table-11 September not be the performance done in the same month. It September happen that the new acceptors accepted method in the previous month but field workers had shown that case in the next month due to their rounding schedule. So the performance of table-9, table-10 will not be the comparable with the new acceptor of table-11.

Clarification about the information of MCH and Reproductive Health Services:

- Information shown against 'delivery' which were done in MCHTI, MFSTC, MCWCs, UHCs & UH&FWCs is collected through the MIS reporting Form-3. This record is only for DGFP concerned facilities. Deliveries conducted in District Hospitals, Medical Colleges, Private Clinics and performances in the City Corporation (partial) are not included.
- Information shown against the 'live births' conducted at Govt. MCH, DH, MCWC, UHC, UH&FWC, NGOs & Homes is collected by FWAs through field visit. Field workers visit their units monthly and they submit their reports in every month.

Highest and Lowest performing districts in clinical methods

Highest performing 3(three) districts in the Month of September'21

Permanent Method				IUD				Implant			
District	Monthly Projec.	Ach. In Reporting Month	Ach. Rate (%)	District	Monthly Projec.	Ach. In Reporting Month	Ach. Rate (%)	District	Monthly Projec.	Ach. In Reporting Month	Ach. Rate (%)
Thakurgaon	159	154	96.8	Sherpur	163	306	187.6	Jhalakati	194	672	346.2
Dhaka	1067	996	93.4	Rajbari	84	133	158.0	Sherpur	486	758	156.0
Narshingdi	376	301	80.0	Dhaka	894	1158	129.5	Dhaka	1066	1422	133.4

Congratulations: We congratulate the districts for their better performance in clinical methods against projections. We hope the officers and staffs who are involved with the activities will continue their better performance in future.

Lowest performing 3(three) districts in the Month of September'21

Permanent Method				IUD				Implant			
District	Monthly Projec.	Ach. In Reporting Month	Ach. Rate (%)	District	Monthly Projec.	Ach. In Reporting Month	Ach. Rate (%)	District	Monthly Projec.	Ach. In Reporting Month	Ach. Rate (%)
Khagrachhari	200	2	1.0	Barguna	195	17	8.7	Chapai Nawabganj	293	24	8.2
Rangamati	121	6	5.0	Narail	90	10	11.2	Narail	225	32	14.2
Bandarban	74	5	6.8	Jamalpur	370	50	13.5	Munshiganj	402	63	15.7

Unsatisfactory Performance: We are sorry for their unsatisfactory low performance in clinical methods against projections. We hope the officers and staffs are involved with the activities will try to overcome from this type of un-satisfactory performance in future.

Table-1: National Projection, Performance and Achievement Rate of Contraceptive Methods

Methods	Yearly Projection (2021-22)	Reporting Month		July'21 to September'21	
		Performance (in CYP)	Achi. Rate (%)	Performance (in CYP)	Achi. Rate(%)
Permanent Method (Male)	80667	2268	33.7	4520	22.4
Permanent Method (Female)	133707	6877	61.7	16640	49.8
Permanent Method (Total)	214374	9145	51.2	21160	39.5
IUD	265000	12133	54.9	35440	53.5
Implant	450000	32316	86.2	68605	61.0
Injectables	5269465	201026	45.8	583748	44.3
Oral Pill	10816268	317144	35.2	942689	34.9
Condom	1941381	53797	33.3	155134	32.0

Table-2: List of Divisions according to descending order of Achievement Rate against their projections of Clinical Methods for the period July 2021 to September 2021

Sl. No.	Permanent Method (Cases)				IUD (Cases)				Implant (Cases)			
	Division	Yearly Projection	Performance	Achi. Rate (%)	Division	Yearly Projection	Performance	Achi. Rate (%)	Division	Yearly Projection	Performance	Achi. Rate (%)
4	Dhaka	58614	6569	44.8	Chattogram	52826	10259	77.7	Sylhet	29720	4933	66.4
3	Rajshahi	22672	2506	44.2	Dhaka	60200	8408	55.9	Chattogram	83644	13808	66.0
6	Mymensingh	9319	1008	43.3	Barishal	16598	2217	53.4	Barishal	37632	5894	62.6
1	Barishal	12119	1268	41.9	Rajshahi	34750	4512	51.9	Rangpur	65384	10127	62.0
7	Khulna	22672	2269	40.0	Khulna	20218	2619	51.8	Mymensing	34000	5201	61.2
8	Sylhet	18356	1693	36.9	Rangpur	40920	4059	39.7	Dhaka	87920	13293	60.5
2	Rangpur	31001	2537	32.7	Sylhet	19038	1728	36.3	Rajshahi	63200	9397	59.5
5	Chattogram	47567	3310	27.8	Mymensingh	20450	1638	32.0	Khulna	48400	5952	49.2

Table-3: List of 3 (Three) Districts achieved the highest Achievement Rate of Clinical Method against their projections for the period July 2021 to September 2021

Sl. No.	Permanent Method (Cases)				IUD (Cases)				Implant (Cases)			
	District	Yearly Projection	Performance	Achi. Rate (%)	District	Yearly Projection	Performance	Achi. Rate (%)	District	Yearly Projection	Performance	Achi. Rate (%)
1.	Dinajpur	3192	884	110.8	Sherpur	1750	995	227.4	Tangail	6500	1963	120.8
2.	Gaibandha	1138	294	103.3	Dhaka	9800	3268	133.4	Dhaka	11200	3327	118.8
3.	Kushtia	1482	382	103.1	Khagrachhari	1380	432	125.2	Noakhali	8600	2032	94.5

Table-4: List of 3 (Three) Districts achieved the lowest Achievement Rate of Clinical Methods against their projections for the period July 2021 to September 2021

Sl. No.	Permanent Method (Cases)				IUD (Cases)				Implant (Cases)			
	District	Yearly Projection	Performance	Achi. Rate (%)	District	Yearly Projection	Performance	Achi. Rate (%)	District	Yearly Projection	Performance	Achi. Rate (%)
1.	Khagrachhari	2350	3	0.5	Rajshahi	8500	295	13.9	Satkhira	3800	73	7.7
2.	Bandarban	1400	2	0.6	Manikganj	4500	223	19.8	Narail	3200	76	9.5
3.	B. Baria	2229	5	0.9	Jamalpur	3500	177	20.2	Kushtia	5900	151	10.2

Table-5: Comparative Statement of contraceptive performance for the period between July 2020 to September 2020 and July 2021 to September 2021

Methods	Yearly Projection (2021-2022)	July 2021 to September,2021		Yearly Projection (2020-2021)	July 2020 to September,2020		Change of July'21 to September.'21 over July'20 to September.'20
		Performance (in CYP)	Achi. Rate (%)		Performance (in CYP)	Achi. Rate (%)	
Permanent Method (Male)	80667	4115	20.4	80667	4520	22.4	2.0
Permanent Method (Female)	133707	18083	54.1	133707	16640	49.8	-4.3
Permanent Method (Total)	214374	22198	41.4	214374	21160	39.5	-1.9
IUD	265000	29950	45.2	265000	35440	53.5	8.3
Implant	450000	76142	67.7	450000	68605	61.0	-6.7
Injectables	5233417	582098	44.5	5233417	583748	44.6	0.1
Oral Pill	10816268	1139015	42.1	10742277	942689	35.1	-7.0
Condom	1941381	159080	32.8	1928101	155134	32.2	-0.6

Table-6: Performance & Distribution of Contraceptives by Method for the month of August 2021 and September 2021

Method	Performance		% Change of September'21 over August '21
	August'21	September'21	
Permanent Method (Male, Cases)	1600	2268	41.8
Permanent Method (Female, Cases)	5856	6877	17.4
Total Permanent Method (Total, Cases)	7456	9145	22.7
I U D (Cases)	13474	12133	-10.0
Implant (Cases)	28147	32316	14.8
Injectables (Doses)	775800	804103	3.6
Oral Pill (Cycles)	4654821	4757158	2.2
Condom (Pieces)	7832331	8069507	3.0

Table :7 Contribution of Government, NGOs and Multisectors in respect of Contraceptive Performance during September 2021

Method	Performance			Share of Contribution in Percentage	
	Govt.	NGOs & Multisectors	Total	Government	NGOs and Multisectors
Permanent Method (Male, Cases)	1196	1072	2268	52.7	47.3
Permanent Method (Female, Cases)	5943	934	6877	86.4	13.6
Total Permanent Method (Cases)	7139	2006	9145	78.1	21.9
IUD (Cases)	10292	1841	12133	84.8	15.2
Implant (Cases)	29909	2407	32316	92.6	7.4
Injectable (Doses)	695184	108919	804103	86.5	13.5
Oral Pill (Cycles)	4337364	419794	4757158	91.2	8.8
Condom (Pieces)	6723104	1346403	8069507	83.3	16.7

Table -8: Division wise and NGO & Multisector wise Contraceptive Performance for the month of September 2021

Sl. No.	NGO and Multisectors	Oral Pill (Cycles)	Condom (Pieces)	Injectable (Vials)	IUD (Cases)	Implant (Nos.)	Permanent Method (Nos.)		
							Male	Female	Total
Rangpur Division									
1	Family Planning Association of Bangladesh (FPAB)	15879	29041	2489	2	43	2	4	6
2	Marie Stopes Clinic	992	5090	394	62	167	11	15	26
3	Palli Shisu Foundation (PSF)	11832	54320	3840	30	0	0	1	1
4	Sunflower	82	432	90	0	0	0	0	0
5	Shanirvar Bangladesh	1109	600	477	0	0	0	0	0
6	CMH	315	3996	12	0	0	0	0	0
7	R. H. Steps	240	2412	139	1	0	0	0	0
8	MODEL CLINIC	45	1624	12	0	0	0	7	7
9	MOHILA-O-SHISHU SHASTHA KALLYAN SAMITY	0	0	0	0	0	0	0	0
10	IPas Bangladesh	160	386	10	3	1	0	0	0
11	Surjer Hasi Network	3911	7978	3347	1	5	0	3	3
12	Friendship Bangladesh	1583	7183	44	0	0	0	0	0
13	Kanchan	6362	12856	1021	4	2	0	3	3
14	Dhaldanga Bohumukhi Samaj Unnayan Sangstha	670	4500	1975	0	0	0	0	0
15	Lamb Hospital	24	140	43	0	29	0	6	6
16	Dhaldanga Youth Science Club	4720	3200	1505	0	0	0	0	0
17	SAF	386	204	30	0	0	0	0	0
NGO Total		48310	133962	15428	103	247	13	39	52
1	BGB	167	3308	1	0	0	0	0	0
2	Srama Kalyan Kendra	20	20	0	0	0	0	0	0
3	DGHS Health Clinic	327	910	5	2	0	0	0	0
4	CMH	21	2988	3	0	0	0	0	0
Multisector Total		535	7226	9	2	0	0	0	0
NGO & Multisector		48845	141188	15437	105	247	13	39	52
Rajshahi Division									
1	Family Planning Association of Bangladesh (FPAB)	25693	110775	3948	26	79	3	7	10
2	BAVS	151	6384	100	2	56	125	31	156
3	Marie Stopes Clinic	300	3094	97	27	34	4	1	5
4	Palli Shisu Foundation (PSF)	8237	48920	4605	9	0	0	0	0
5	Jatio Tarun Shanga	0	10700	750	0	0	0	0	0
6	Bamaneh	4125	13200	2240	4	3	0	1	1
7	Tilottoma	3671	28878	3105	6	13	0	2	2
8	Anonnaya Somaj Kallyan Samity	0	0	0	0	0	0	0	0
9	Shanirvar Bangladesh	1651	4596	488	2	4	0	0	0
10	Sromo Kallyan Shangstha	681	1824	0	0	0	0	0	0
11	R. H. Steps	116	5196	75	7	0	0	0	0
12	MR CLINIC	301	2112	12	0	1	0	0	0
13	MODEL CLINIC	75	4296	78	0	2	0	33	33
14	SHEBA PROKALPO	0	0	0	0	0	0	0	0
15	POLLI SHISHU CLINIC	1042	2580	521	0	0	0	0	0
16	JTS-GONO UNNAYAN ACADEMY	1345	34263	2194	1	0	0	2	2
17	THANGAMARA	565	1836	187	2	32	0	2	2
18	SHASTO KALLYAN SHANGSTHA	0	0	0	0	0	0	0	0
19	Darpon	12	0	0	0	0	0	0	0
20	IPas Bangladesh	644	2534	3	0	0	0	0	0
21	Surjer Hasi Network	794	5676	641	0	2	0	0	0
22	Population Services & Training Centre (PSTC)	0	8700	437	0	3	0	6	6
23	SORNALY	0	0	0	0	0	0	0	0
24	Chardulai	0	0	0	0	0	0	0	0
25	KMSS	0	12418	645	0	4	0	4	4
NGO Total		49403	307982	20126	86	233	132	89	221
1	DGHS Health Clinic	616	628	32	0	0	0	41	41
Multisector Total		616	628	32	0	0	0	41	41
NGO & Multisector		50019	308610	20158	86	233	132	130	262
Khulna Division									
1	Family Planning Association of Bangladesh (FPAB)	39384	55183	3129	10	56	9	1	10
2	BAVS	435	3280	135	6	7	84	2	86
3	Marie Stopes Clinic	1723	3362	49	20	9	0	0	0
4	Palli Shisu Foundation (PSF)	0	0	0	0	0	0	0	0
5	Paribarik Shastha Clinic	3046	7656	1031	10	4	0	3	3
6	Jatio Tarun Shanga	1438	3875	283	0	0	0	0	0
7	Paribar Kallyan Shangstha (PKS)	13770	28219	4073	8	12	0	12	12
8	PSTC	106	2724	221	0	0	0	0	0
9	BRAC	120	450	23	0	0	0	0	0
10	Sromo Kallyan Shangstha	115	144	0	0	0	0	0	0
11	Ad-Din Medical College Hospital	2533	2360	1032	0	0	0	15	15
12	CMH	60	1200	4	0	0	0	0	0
13	R. H. Steps	5282	11580	267	1	0	0	0	0
14	CRC	979	1128	55	0	0	0	0	0
15	SGS	1841	3589	432	10	0	0	0	0
16	Police Hospital	105	300	93	0	0	0	0	0
17	Surjer Hasi Network	2750	7728	1957	15	16	0	2	2
18	Friendship Bangladesh	1650	3432	212	0	0	0	0	0
19	BNS TITUMIR	333	2930	0	0	0	0	0	0
20	Peoples Development Community (PDC)	13200	16000	2050	0	0	0	0	0
21	Urban Health Care	1011	2640	753	3	9	0	9	9
22	KMSS	5013	9588	210	0	0	0	0	0
23	Adams	3363	7448	1156	0	0	0	0	0
NGO Total		98257	174816	17165	83	113	93	44	137
1	BGB	170	1620	2	0	0	0	0	0
2	Biman Bahini	69	3636	5	0	0	0	1	1
3	Paurasova	126	192	0	0	0	0	0	0
4	DGHS Health Clinic	21	240	9	3	0	0	3	3
5	Jessore Cantonmen	1655	11792	24	1	0	0	3	3
Multisector Total		2041	17480	40	4	0	0	7	7
NGO & Multisector		100298	192296	17205	87	113	93	51	144

Sl. No.	NGO and Multisectors	Oral Pill (Cycles)	Condom (Pieces)	Injectable (Vials)	IUD (Cases)	Implant (Nos.)	Permanent Method (Nos.)		
							Male	Female	Total
Barishal Division									
1	Family Planning Association of Bangladesh (FPAB)	4281	19740	1134	6	21	8	6	14
2	BAVS	273	5976	217	2	23	115	1	116
3	Marie Stopes Clinic	278	510	90	24	3	16	0	16
4	Paribarik Shastha Clinic	95	873	319	1	0	0	0	0
5	Shanirvar Bangladesh	2587	4180	3474	0	0	0	0	0
6	BRAC	0	744	72	0	0	0	0	0
7	R. H. Steps	0	60	5	5	3	0	0	0
8	IPas Bangladesh	24	0	1	0	0	0	0	0
9	Surjer Hasi Network	36	1200	354	5	0	0	0	0
10	Desh Bangla	345	1350	215	2	8	0	0	0
11	Urban Primary Health Care Project (UPHCP)	315	2760	293	6	0	0	1	1
NGO Total		8234	37393	6174	51	58	139	8	147
1	Srama Kalyan Kendra	0	155	0	0	0	0	0	0
2	DGHS Health Clinic	144	192	0	0	0	0	0	0
Multisector Total		144	347	0	0	0	0	0	0
NGO & Multisector		8378	37740	6174	51	58	139	8	147
Dhaka Division									
1	Family Planning Association of Bangladesh (FPAB)	23274	70237	2908	15	50	0	5	5
2	BAVS	3128	16220	593	12	163	287	23	310
3	Marie Stopes Clinic	4045	11660	1105	146	89	7	10	17
4	Paribarik Shastha Clinic	148	708	18	2	0	0	0	0
5	Jatio Tarun Shanga	1364	3198	1033	4	8	0	0	0
6	Bamaneh	585	1812	175	3	0	0	0	0
7	Paribar Kallyan Shangstha (PKS)	0	0	0	0	0	0	0	0
8	PSTC	2252	781	709	13	56	6	1	7
9	Shanirvar Bangladesh	5922	19801	2641	4	13	0	5	5
10	BRAC	1258	7584	368	20	23	0	0	0
11	Sromo Kallyan Shangstha	1447	4840	0	0	0	0	0	0
12	Ad-Din Medical College Hospital	1569	3236	351	2	1	0	60	60
13	BAPSA	10859	27082	1974	45	57	15	6	21
14	Radda Barnen	468	8148	263	8	0	0	0	0
15	UTPS	4906	11688	628	18	25	0	7	7
16	PSKP	750	1200	64	0	0	0	0	0
17	Gono Shastha Kendra	150	344	31	0	0	0	0	0
18	Anirban Sangsad	279	84	59	0	0	0	0	0
19	ICDDR,B	30	300	3	0	0	0	0	0
20	CMH	54	3496	23	0	0	0	0	0
21	Spire	510	540	35	0	0	0	0	0
22	Shimantik	7533	13302	1030	195	183	22	30	52
23	TDH CLINIC	1440	3600	24	0	0	0	0	0
24	SHAKTI FOUNDATION	633	1832	41	0	0	0	0	0
25	BWHC	82	492	92	0	0	0	0	0
26	SUKHI PARIBAR SANGSTHA	0	0	0	0	0	0	0	0
27	Association in Training & Management (AITAM)	55	504	23	0	0	0	0	0
28	R. H. Steps	659	2190	151	22	12	0	13	13
29	AL-FALAH MOJIN CLINIC	30	412	106	0	0	0	0	0
30	VPKA (VP KENDRA)	11603	30742	1811	0	2	0	0	0
31	MMKS	274	512	50	0	0	0	0	0
32	VFWA	243	2472	462	2	0	0	0	0
33	Nari Moytri	2428	9748	587	3	10	0	1	1
34	SGS	302	260	0	0	0	0	0	0
35	CWFD	4	336	2	1	0	0	2	2
36	Surjer Hasi Network	3336	12864	1235	4	9	1	2	3
37	Kumudini Hospital	236	3000	68	1	0	0	12	12
38	Population Services & Training Centre (PSTC)	952	5332	270	0	8	0	8	8
39	Jonoseba M&C W Songstha	1315	2628	220	9	0	0	0	0
40	Urban Primary Health Care Project (UPHCP)	210	1440	50	0	0	0	0	0
41	Sazeda Foundation	141	924	62	2	0	0	0	0
42	Adarsha Paribar Kalyan Shangsta	0	0	0	0	0	0	0	0
43	Rural Health Development Organization(RHDO)	18	240	14	0	0	0	0	0
44	NAGAR SASTHO KENDRO	641	3486	213	2	4	0	1	1
45	Urban Health Care	161	3264	248	15	13	0	3	3
46	Sonali Din	582	570	40	0	0	0	0	0
47	Ahoshania Mission	3430	21304	1626	101	129	3	11	14
48	Active Social Welfare Society	938	6684	253	11	0	0	0	0
49	MISCS	0	0	0	0	0	0	0	0
50	Bashundhara Ad-din Medical College Hospital	42	432	19	2	5	0	7	7
51	Surjer Hashi Network (Smiling Sun Franchise)	129	1468	80	4	0	0	0	0
52	Fatema Nursing Home	1450	8000	295	0	0	0	0	0
NGO Total		101865	330997	22053	666	860	341	207	548
1	Biman Bahini	33	540	1	0	0	0	0	0
2	Sir Salimulla Medical College Hospital (Indoor)	217	1080	153	82	100	0	42	42
3	BGME	3715	15918	447	0	0	0	0	0
4	DGHS Health Clinic	262	570	18	5	0	0	6	6
5	Victoria Hospital Narayanganj	151	36	6	0	8	0	1	1
6	Others Private Clinic	0	0	0	0	0	0	160	160
Multisector Total		4378	18144	625	87	108	0	209	209
NGO & Multisector		106243	349141	22678	753	968	341	416	757

Table -11: Method wise Users (Normal & Postpartum as Old, New, Dropout, Postpartum Expire) and CAR by District at the end of September 2021

Name of District	Total Eligible Couple	Oral Pill											Total Oral Pill
		Normal					Postpartum						
		Old	New	Total	Dropout		Old	New	Total	Dropout		Postpartum Expire	
					No Method	Switch Over				No Method	Switch Over		
Dinajpur	670123	255330	1308	258638	991	881	16591	1115	17706	95	176	683	274344
Thakurgaon	306582	115207	677	115884	404	365	4762	352	5114	49	38	2473	120998
Panchagarh	237943	97338	626	97964	457	379	3858	303	4161	1315	48	230	102125
Niphamani	416393	158699	987	159686	689	504	7605	563	8168	73	105	451	167854
Rangpur	623963	222048	1555	223603	1032	636	10297	622	10919	74	78	373	234522
Kurigram	542506	197817	1377	199194	846	716	8077	545	8622	94	101	367	207816
Gaibandha	557294	208051	1743	209794	1110	885	5996	421	6417	84	89	216	216211
Lalmonirhat	282994	96366	694	97060	430	342	4858	259	5117	42	24	154	102177
Rangpur Div.	3637798	1350856	8967	1359823	5959	4708	62044	4180	66224	1826	659	4947	1426047
Bogura	777517	300483	2114	302597	1592	1216	12675	950	13625	84	112	785	316222
Joipurhat	214923	81661	609	82270	409	268	3346	257	3603	18	45	172	85873
Naogaon	595587	249223	1574	250797	1062	632	9119	600	9719	38	72	453	260516
Chapainawabganj	381877	136566	1029	137595	621	364	5221	361	5582	35	48	254	143177
Rajshahi	622233	200828	2707	203535	1319	1143	10737	718	11455	237	273	238	214990
Natore	416138	156927	1492	158419	781	604	7512	494	8006	74	130	323	166425
Pabna	594280	210221	1530	211751	1340	543	8583	588	9171	59	74	353	220922
Serajganj	667226	251147	1610	252757	1432	701	16981	879	17860	104	132	553	270617
Rajshahi Div.	4269781	1587056	12665	1599721	8556	5471	74174	4847	79021	649	886	3131	1678742
Kustia	463065	146038	1155	147193	747	542	6875	521	7396	73	120	340	154589
Meherpur	162942	45140	314	45454	131	113	1242	82	1324	6	23	31	46778
Chuadanga	261278	89302	709	90011	432	355	4203	339	4542	23	73	226	94553
Jhenaidaha	395149	148030	681	148711	593	264	5544	289	5833	64	47	188	154544
Magura	194142	71885	468	72353	379	185	4584	306	4890	36	34	182	77243
Narail	155504	59384	565	59949	325	175	2133	167	2300	20	19	60	62249
Jashore	619552	189631	1379	191010	801	451	7195	432	7627	62	91	307	198637
Khulna	501304	178249	2448	180697	863	690	5611	407	6018	69	67	140	186715
Bagerhat	304385	114353	788	115141	627	370	6124	352	6476	41	78	172	121617
Satkhira	441072	172670	1105	173775	740	461	5808	412	6220	40	50	310	179995
Khulna Div.	3498393	1214682	9612	1224294	5638	3606	49319	3307	52626	434	602	1956	1276920
Barguna	199355	65224	1223	66447	514	524	5266	354	5620	74	139	164	72067
Patuakhali	340426	113347	944	114291	573	542	7623	357	7980	82	117	166	122271
Barishal	428420	151866	1239	153105	852	493	8279	478	8757	79	83	320	161862
Jhalakati	116691	40440	425	40865	202	118	2002	172	2174	64	53	73	43039
Bhola	373591	108154	780	108934	551	340	8829	473	9302	76	64	379	118236
Pirojpur	206851	76152	672	76824	655	363	6610	523	7133	91	65	348	83957
Barishal Div.	1665334	555183	5283	560466	3347	2380	38609	2357	40966	466	521	1450	601432

Name of District	Total E. Couple	Oral Pill											Total Oral Pill
		Normal					Postpartum						
		Old	New	Total	Dropout		Old	New	Total	Dropout		Postpartum Expire	
					No Method	Switch Over				No Method	Switch Over		
Gopalganj	223142	86479	674	87153	454	211	3597	192	3789	62	21	124	90942
Madaripur	235849	83501	486	83987	382	193	4375	274	4649	43	31	215	88636
Shariatpur	217228	72684	382	73066	320	149	4920	256	5176	58	47	151	78242
Faridpur	399318	132592	1093	133685	816	534	6200	504	6704	113	104	186	140389
Rajbari	236959	79979	792	80771	510	379	4207	315	4522	45	53	169	85293
Dhaka	742108	239986	1496	241482	1184	591	10478	710	11188	107	109	283	252670
Gazipur	421511	171791	732	172523	612	261	6967	437	7404	94	52	196	179927
Munshiganj	303894	105053	570	105623	400	290	6035	357	6392	39	45	192	112015
Narayanganj	540396	195912	1469	197381	971	638	9893	633	10526	96	140	356	207907
Narsingdi	442072	157642	1269	158911	796	512	7226	514	7740	65	44	252	166651
Manikganj	309375	106307	765	107072	582	280	4991	371	5362	67	62	236	112434
Tangail	851335	331729	1520	333249	1312	627	10609	744	11353	159	111	463	344602
Kishoreganj	570391	219694	1753	221447	1369	771	11212	621	11833	185	180	247	233280
Dhaka Div.	5493578	1983349	13001	1996350	9708	5436	90710	5928	96638	1133	999	3070	2092888
Jamalpur	480178	169411	1064	170475	785	603	8704	533	9237	56	49	235	179712
Sherpur	324737	123602	1022	124624	782	457	5664	308	5972	42	63	220	130596
Mymensingh	1065019	479264	3127	482391	2586	1221	29367	1695	31062	126	183	1241	513453
Netrokona	424155	175503	1131	176634	789	537	9354	529	9883	68	64	350	186517
Mymensingh Div.	2294089	947780	6344	954124	4942	2818	53089	3065	56154	292	359	2046	1010278
Brahmanbaria	539862	157510	1086	158596	1041	377	13412	606	14018	115	64	504	172614
Cumilla	1127972	377698	2262	379960	1617	1043	26924	1460	28384	269	172	731	408344
Chandpur	477821	170021	1013	171034	3311	492	13148	712	13860	95	96	508	184894
Feni	285666	83092	661	83753	420	274	6851	376	7227	102	91	100	90980
Noakhali	594392	188616	882	189498	887	426	14427	563	14990	124	102	305	204488
Lakshmipur	330718	100876	546	101422	463	174	7049	276	7325	38	55	172	108747
Chattogram	1071652	389208	2114	391322	1443	887	21477	1051	22528	276	154	528	413850
Cox's Bazar	432757	139445	1042	140487	722	421	14177	629	14806	122	94	472	155293
Rangamati	101123	38883	250	39133	174	84	1039	99	1138	12	15	114	40271
Khagrachhari	115172	47060	396	47456	208	82	1798	127	1925	17	10	95	49381
Bandarban	74161	22203	403	22606	222	150	2723	277	3000	52	53	89	25606
Chattogram Div.	5151296	1714612	10655	1725267	10508	4410	123025	6176	129201	1222	906	3618	1854468
Sylhet	605919	173507	1752	175259	2212	392	13545	591	14136	177	99	314	189395
Habiganj	400243	147895	1149	149044	1124	336	11948	600	12548	205	88	322	161592
Moulavi Bazar	343020	116945	908	117853	810	511	7756	794	8550	89	112	309	126403
Sunamganj	409438	131302	1528	132830	1177	856	13503	774	14277	189	158	342	147107
Sylhet Div.	1758620	569649	5337	574986	5323	2095	46752	2759	49511	660	457	1287	624497
National	27768889	9923167	71864	9995031	53981	30924	537722	32619	570341	6682	5389	21505	10565372

Name of District	Condom												Total Condom
	Normal					Postpartum							
	Old	New	Total	Drop out		Old	New	Total	Drop out		Postpartum Expire		
				No Methd	Switch Over				No Methd	Switch Over			
Dinajpur	30278	363	30641	269	153	2144	152	2296	22	33	101	32937	
Thakurgaon	10109	99	10208	70	40	483	25	508	2	4	11	10716	
Panchgarh	7569	159	7728	78	28	531	39	570	14	7	18	8298	
Niphamari	13237	136	13373	85	90	991	65	1056	17	26	36	14429	
Rangpur	29617	478	30095	210	114	1944	189	2133	35	60	36	32228	
Kurigram	23703	626	24329	308	126	1643	96	1739	27	11	48	26068	
Gaibandha	26168	391	26559	277	134	1481	90	1571	38	11	30	28130	
Lalmonirhat	8164	108	8272	137	38	815	36	851	4	4	32	9123	
Rangpur Div.	148845	2360	151205	1434	723	10032	692	10724	159	156	312	161929	
Bogura	57363	595	57958	289	440	2324	141	2465	18	27	108	60423	
Joipurhat	14179	128	14307	51	54	749	29	778	8	9	45	15085	
Naogaon	31870	403	32273	723	125	1831	123	1954	14	18	91	34227	
Nawabganj	42888	324	43212	219	101	2430	156	2586	15	16	147	45798	
Rajshahi	75879	1785	77664	909	745	6227	649	6876	279	267	89	84540	
Natore	36666	503	37169	237	158	2057	117	2174	82	47	69	39343	
Pabna	46554	351	46905	243	97	2564	104	2668	16	11	79	49573	
Serajganj	60496	482	60978	319	136	4534	157	4691	39	38	100	65669	
Rajshahi Div.	365895	4571	370466	2990	1856	22716	1476	24192	471	433	728	394658	
Kustia	50547	511	51058	242	143	2882	171	3053	34	22	94	54111	
Meherpur	14993	121	15114	57	49	627	46	673	6	3	16	15787	
Chuadanga	18562	157	18719	99	45	1002	52	1054	6	14	474	19773	
Jhenaidaha	28989	268	29257	148	64	1816	129	1945	307	25	49	31202	
Magura	11858	124	11982	80	39	1101	53	1154	19	33	23	13136	
Narail	12737	119	12856	90	40	629	27	656	17	7	5	13512	
Jashore	51985	434	52419	265	144	2995	141	3136	31	33	105	55555	
Khulna	52238	1012	53250	595	131	1932	94	2026	34	27	52	55276	
Bagerhat	20733	369	21102	212	130	1404	88	1492	34	25	18	22594	
Satkhira	28105	270	28375	151	131	1624	89	1713	25	11	80	30088	
Khulna Div.	290747	3385	294132	1939	916	16012	890	16902	513	200	916	311034	
Barguna	5326	184	5510	94	89	604	36	640	7	12	10	6150	
Patuakhali	12424	198	12622	105	80	1168	55	1223	18	18	11	13845	
Barishal	25962	311	26273	240	189	2158	113	2271	27	18	50	28544	
Jhalakati	6026	88	6114	73	31	457	38	495	14	13	4	6609	
Bhola	12711	230	12941	204	78	793	49	842	8	5	15	13783	
Pirojpur	10719	159	10878	112	60	837	61	898	14	5	33	11776	
Barishal Div.	73168	1170	74338	828	527	6017	352	6369	88	71	123	80707	

Name of District	Condom											Total Condom
	Normal					Postpartum						
	Old	New	Total	Drop out		Old	New	Total	Drop out		Postpartum Expire	
				No Methd	Switch Over				No Methd	Switch Over		
Gopalganj	22199	268	22467	217	105	1586	77	1663	20	16	50	24130
Madaripur	15148	138	15286	113	33	1610	69	1679	22	16	22	16965
Shariatpur	18253	215	18468	100	44	1497	44	1541	15	8	38	20009
Faridpur	42593	545	43138	238	151	2572	203	2775	60	28	91	45913
Rajbari	19742	310	20052	145	51	1391	81	1472	41	11	35	21524
Dhaka	75570	613	76183	345	187	5065	281	5346	44	47	166	81529
Gazipur	33404	211	33615	141	57	2172	71	2243	20	15	30	35858
Munshiganj	28931	209	29140	125	74	2468	100	2568	13	16	58	31708
Narayanganj	39559	441	40000	348	222	3675	174	3849	51	47	123	43849
Narshingdi	30427	476	30903	203	111	2695	124	2819	25	22	64	33722
Manikganj	29541	294	29835	202	100	1696	146	1842	17	14	75	31677
Tangail	65454	494	65948	298	123	3095	181	3276	55	34	65	69224
Kishoreganj	31025	651	31676	432	388	3071	212	3283	93	61	65	34959
Dhaka Div.	451846	4865	456711	2907	1646	32593	1763	34356	476	335	882	491067
Jamalpur	27293	175	27468	100	52	1803	83	1886	15	9	20	29354
Sherpur	15523	159	15682	80	30	894	30	924	11	19	34	16606
Mymensingh	47299	658	47957	444	238	4149	303	4452	33	21	114	52409
Netrokona	15140	256	15396	181	98	1659	78	1737	20	13	59	17133
Mymensingh Div.	105255	1248	106503	805	418	8505	494	8999	79	62	227	115502
Brahmanbaria	33530	322	33852	407	75	2821	141	2962	182	14	58	36814
Cumilla	67098	680	67778	485	221	6929	374	7303	92	53	199	75081
Chandpur	22745	240	22985	163	85	2325	128	2453	12	21	41	25438
Feni	18922	212	19134	160	95	2270	117	2387	18	19	26	21521
Noakhali	37949	266	38215	318	57	4305	168	4473	47	12	34	42688
Lakshmipur	15310	118	15428	91	30	1601	69	1670	10	15	44	17098
Chattogram	74368	749	75117	477	239	6982	306	7288	67	46	174	82405
Cox's Bazar	19774	256	20030	159	68	2636	129	2765	29	13	26	22795
Rangamati	6114	67	6181	29	17	299	8	307	3	0	9	6488
Khagrachhari	3708	37	3745	18	14	237	12	249	1	3	4	3994
Bandarban	3600	142	3742	126	61	444	50	494	14	9	6	4236
Chattogram Div.	303118	3089	306207	2433	962	30849	1502	32351	475	205	621	338558
Sylhet	52157	625	52782	1095	74	4834	200	5034	45	17	58	57816
Habiganj	21363	256	21619	232	50	2520	110	2630	33	7	30	24249
Moulavi Bazar	18135	276	18411	193	91	1402	147	1549	24	15	22	19960
Sunamganj	24844	608	25452	498	191	3907	274	4181	110	35	114	29633
Sylhet Div.	116499	1765	118264	2018	406	12663	731	13394	212	74	224	131658
National	1855373	22453	1877826	15354	7454	139387	7900	147287	2473	1536	4033	2025113

Name of District	Injectable												Total Injectable
	Normal					Postpartum							
	Old	New	Total	Drop out		Old	New	Total	Drop out		Postpartum Expire		
				No Methd	Switch Over				No Methd	Switch Over			
Dinajpur	69127	471	69598	325	338	3034	150	3184	27	35	118	72782	
Thakurgaon	58045	269	58314	217	311	1378	51	1429	10	5	37	59743	
Panchgarh	39335	326	39661	268	267	852	43	895	9	7	48	40556	
Nilphamari	68200	433	68633	258	304	2785	138	2923	23	28	90	71556	
Rangpur	104005	732	104737	510	684	3657	173	3830	65	105	74	108567	
Kurigram	107872	894	108766	612	565	2104	114	2218	23	411	66	110984	
Gaibandha	95438	976	96414	727	554	2393	101	2494	60	21	71	98908	
Lalmonirhat	57291	376	57667	222	203	1509	60	1569	14	12	95	59236	
Rangpur Div.	599313	4477	603790	3139	3226	17712	830	18542	231	624	599	622332	
Bogura	103427	665	104092	437	361	2904	159	3063	15	21	127	107155	
Joipurhat	23593	131	23724	61	56	559	26	585	5	6	12	24309	
Naogaon	53987	506	54493	326	257	1507	65	1572	15	39	58	56065	
Nawabganj	51303	253	51556	222	185	1218	45	1263	21	10	49	52819	
Rajshahi	86158	1381	87539	693	812	4235	337	4572	123	135	55	92111	
Natore	45553	504	46057	232	301	1472	72	1544	18	33	41	47601	
Pabna	100629	365	100994	296	176	2809	71	2880	13	16	58	103874	
Serajganj	117467	737	118204	348	314	4599	120	4719	40	34	123	122923	
Rajshahi Div.	582117	4542	586659	2615	2462	19303	895	20198	250	294	523	606857	
Kustia	70123	476	70599	198	237	2215	92	2307	19	13	70	72906	
Meherpur	34218	158	34376	78	126	494	46	540	0	2	13	34916	
Chuadanga	51228	269	51497	168	193	1316	82	1398	10	24	48	52895	
Jhenaidaha	48140	285	48425	173	164	1578	65	1643	21	37	23	50068	
Magura	25392	193	25585	96	104	1456	52	1508	3	2	44	27093	
Narail	17502	125	17627	81	74	416	12	428	2	6	4	18055	
Jashore	123874	463	124337	355	294	3140	83	3223	17	29	66	127560	
Khulna	67775	1000	68775	506	375	1609	71	1680	16	15	24	70455	
Bagerhat	40839	437	41276	281	241	1374	69	1443	15	16	21	42719	
Salkhira	64894	356	65250	193	162	1260	53	1313	10	7	55	66563	
Khulna Div.	543985	3762	547747	2129	1970	14858	625	15483	113	151	368	563230	
Barguna	37120	590	37710	310	326	1593	63	1656	49	21	34	39366	
Patuakhali	70159	495	70654	278	1581	2621	107	2728	66	29	76	73382	
Barishal	62105	589	62694	436	316	2791	104	2895	34	15	68	65589	
Jhalakati	15977	165	16142	125	45	462	39	501	20	15	14	16643	
Bhola	111466	666	112132	774	644	3707	151	3858	27	43	111	115990	
Pirojpur	28443	318	28761	242	154	1038	44	1082	12	8	44	29843	
Barishal Div.	325270	2823	328093	2165	3066	12212	508	12720	208	131	347	340813	

Name of District	Injectable											Total Injectable
	Normal					Postpartum						
	Old	New	Total	Drop out		Old	New	Total	Drop out		Postpartum Expire	
				No Methd	Switch Over				No Methd	Switch Over		
Gopalganj	21363	260	21623	142	77	917	27	944	3	3	16	22567
Madaripur	34762	189	34951	137	111	1620	36	1656	17	22	34	36607
Shariatpur	30481	184	30665	186	98	1412	29	1441	11	1	22	32106
Faridpur	43904	489	44393	259	204	1078	58	1136	35	21	37	45529
Rajbari	31994	252	32246	170	145	1122	40	1162	9	10	25	33408
Dhaka	91343	590	91933	307	243	3757	132	3889	51	31	74	95822
Gazipur	40318	222	40540	135	66	1192	38	1230	1	4	28	41770
Munshiganj	31737	134	31871	119	92	1546	38	1584	39	9	23	33455
Narayanganj	71501	644	72145	381	277	3071	89	3160	29	23	88	75305
Narshingdi	64190	436	64626	315	407	2662	96	2758	52	36	44	67384
Manikganj	34932	306	35238	222	126	1141	54	1195	11	10	24	36433
Tangail	99551	515	100066	453	248	2124	71	2195	36	15	55	102261
Kishoreganj	65130	908	66038	550	529	3154	167	3321	61	53	54	69359
Dhaka Div.	661206	5129	666335	3376	2623	24796	875	25671	355	238	524	692006
Jamalpur	85390	274	85664	264	161	2588	75	2663	22	5	38	88327
Sherpur	51782	207	51989	187	121	1328	35	1363	12	21	47	53352
Mymensingh	118497	950	119447	665	488	5927	213	6140	92	25	198	125587
Netrokona	47808	416	48224	296	252	3221	108	3329	33	11	77	51553
Mymensingh Div.	303477	1847	305324	1412	1022	13064	431	13495	159	62	360	318819
Brahmanbaria	68652	412	69064	555	131	3800	123	3923	107	8	75	72987
Cumilla	172743	951	173694	737	451	8725	375	9100	87	60	141	182794
Chandpur	73932	383	74315	330	231	3287	124	3411	14	32	88	77726
Feni	39093	309	39402	217	130	2309	92	2401	22	12	22	41803
Noakhali	93666	418	94084	421	123	6433	168	6601	39	17	84	100685
Lakshmipur	68365	299	68664	213	66	3752	195	3947	20	7	89	72611
Chattogram	112927	847	113774	601	393	7080	226	7306	55	38	129	121080
Cox's Bazar	87705	752	88457	515	266	7579	273	7852	66	55	136	96309
Rangamati	13268	88	13356	71	62	389	10	399	3	0	8	13755
Khagrachhari	16538	83	16621	67	48	502	5	507	3	2	6	17128
Bandarban	11475	174	11649	189	102	862	45	907	15	10	13	12556
Chattogram Div.	758364	4716	763080	3916	2003	44718	1636	46354	431	241	791	809434
Sylhet	97125	712	97837	553	104	5921	133	6054	68	29	67	103891
Habiganj	41910	270	42180	302	95	3377	70	3447	10	3	25	45627
Moulavi Bazar	39343	276	39619	286	129	1432	47	1479	15	13	13	41098
Sunamganj	46948	637	47585	444	225	3848	152	4000	36	20	51	51585
Sylhet Div.	225326	1895	227221	1585	553	14578	402	14980	129	65	156	242201
National	3999058	29191	4028249	20337	16925	161241	6202	167443	1876	1806	3668	4195692

Name of District	IUD											Total IUD
	Normal					Postpartum					Postpartum Expire	
	Old	New	Total	Drop out		Old	New	Total	Drop out			
				No Methd	Switch Over				No Methd	Switch Over		
Dinajpur	9995	60	10055	35	34	340	14	354	4	3	10	10409
Thakurgaon	1794	6	1800	6	1	69	3	72	0	0	2	1872
Panchgarh	3962	10	3972	8	9	55	0	55	1	0	1	4027
Nilphamari	5532	41	5573	25	31	231	4	235	0	1	5	5808
Rangpur	13191	52	13243	67	14	547	4	551	2	1	9	13794
Kurigram	11605	92	11697	48	33	166	6	172	3	1	4	11869
Gaibandha	17067	54	17121	114	46	297	3	300	3	0	6	17421
Lalmonirhat	2602	32	2634	105	32	141	8	149	1	2	2	2783
Rangpur Div.	65748	347	66095	408	200	1846	42	1888	14	8	39	67983
Bogra	19185	41	19226	64	25	226	7	233	5	0	6	19459
Joipurhat	3092	19	3111	4	9	48	0	48	0	0	2	3159
Naogaon	10105	42	10147	38	22	239	12	251	89	0	10	10398
Nawabganj	5280	22	5302	12	7	158	2	160	2	0	4	5462
Rajshahi	7089	35	7124	25	20	198	4	202	1	1	5	7326
Natore	7649	32	7681	19	17	168	9	177	3	3	7	7858
Pabna	21402	45	21447	76	18	204	10	214	15	1	2	21661
Seraiganj	20445	149	20594	68	36	1481	9	1490	5	1	3	22084
Rajshahi Div.	94247	385	94632	306	154	2722	53	2775	120	6	39	97407
Kustia	4736	12	4748	14	10	63	2	65	1	0	3	4813
Meherpur	2040	1	2041	4	5	27	0	27	0	0	2	2068
Chuadanga	4410	22	4432	16	8	100	5	105	0	0	2	4537
Jhenaidaha	7213	21	7234	27	12	154	2	156	0	0	2	7390
Magura	3764	30	3794	6	10	175	7	182	7	0	1	3976
Narail	4380	4	4384	29	5	45	0	45	0	1	1	4429
Jashore	16767	36	16803	33	19	346	4	350	1	2	7	17153
Khulna	12739	56	12795	50	25	456	9	465	228	2	10	13260
Bagerhat	9670	38	9708	37	15	381	3	384	0	0	1	10092
Satkhira	9467	22	9489	17	4	428	2	430	1	2	5	9919
Khulna Div.	75186	242	75428	233	113	2175	34	2209	238	7	34	77637
Barguna	4285	29	4314	21	14	116	1	117	2	1	1	4431
Patuakhali	8162	40	8202	30	22	445	8	453	2	0	7	8655
Barishal	12021	36	12057	47	20	379	3	382	0	0	5	12439
Jhalakati	4479	10	4489	19	11	85	4	89	2	2	2	4578
Bhola	10788	31	10819	18	12	278	9	287	0	0	3	11106
Pirojpur	9055	30	9085	36	26	231	4	235	0	2	5	9320
Barishal Div.	48790	176	48966	171	105	1534	29	1563	6	5	23	50529

Name of District	IUD												Total IUD
	Normal					Postpartum							
	Old	New	Total	Drop out		Old	New	Total	Drop out		Postpartum Expire		
				No Methd	Switch Over				No Methd	Switch Over			
Gopalganj	4362	9	4371	14	4	102	1	103	0	0	4	4474	
Madaripur	7396	43	7439	27	10	272	7	279	0	0	4	7718	
Shariatpur	8987	42	9029	37	12	272	1	273	4	2	8	9302	
Faridpur	14399	75	14474	65	20	298	10	308	2	1	23	14782	
Rajbari	5965	25	5990	25	14	97	0	97	1	1	3	6087	
Dhaka	21037	85	21122	40	23	782	21	803	3	2	9	21925	
Gazipur	8915	21	8936	19	6	139	4	143	1	0	0	9079	
Munshiganj	7430	13	7443	43	17	349	4	353	3	2	11	7796	
Narayanganj	11494	41	11535	45	24	398	5	403	4	2	2	11938	
Narshingdi	14872	34	14906	27	22	430	7	437	2	1	6	15343	
Manikganj	6976	23	6999	21	15	89	3	92	0	0	7	7091	
Tangail	20345	81	20426	72	25	311	4	315	3	5	5	20741	
Kishoreganj	19042	73	19115	70	45	671	15	686	3	7	3	19801	
Dhaka Div.	151220	565	151785	505	237	4210	82	4292	26	23	85	156077	
Jamalpur	14599	29	14628	24	11	254	3	257	5	0	3	14885	
Sherpur	6766	11	6777	12	9	61	4	65	0	0	3	6842	
Mymensingh	21648	66	21714	42	41	625	7	632	12	2	3	22346	
Netrokona	7618	19	7637	30	14	389	1	390	2	1	1	8027	
Mymensingh Div.	50631	125	50756	108	75	1329	15	1344	19	3	10	52100	
Brahmanbaria	17443	39	17482	140	31	610	14	624	3	1	9	18106	
Cumilla	36843	208	37051	142	50	1998	95	2093	25	18	30	39144	
Chandpur	12777	72	12849	62	44	1211	36	1247	2	7	25	14096	
Feni	9934	48	9982	30	17	850	68	918	1	1	3	10900	
Noakhali	18073	54	18127	66	10	1343	13	1356	3	2	12	19483	
Lakshmipur	8007	15	8022	52	5	442	9	451	3	0	7	8473	
Chattoqram	41629	129	41758	155	53	1803	39	1842	4	2	31	43600	
Cox's Bazar	11537	22	11559	50	7	1309	32	1341	3	0	14	12900	
Rangamati	4946	16	4962	22	12	322	9	331	2	0	13	5293	
Khagrachhari	3921	18	3939	18	5	192	5	197	0	0	0	4136	
Bandarban	3845	15	3860	55	31	363	10	373	2	2	5	4233	
Chattoqram Div.	168955	636	169591	792	265	10443	330	10773	48	33	149	180364	
Sylhet	15696	19	15715	46	16	889	8	897	6	0	23	16612	
Habiganj	10040	7	10047	17	5	794	33	827	2	0	8	10874	
Moulavi Bazar	10989	24	11013	40	20	501	22	523	4	3	5	11536	
Sunamganj	12685	10	12695	39	12	750	17	767	2	0	3	13462	
Sylhet Div.	49410	60	49470	142	53	2934	80	3014	14	3	39	52484	
National	704187	2536	706723	2665	1202	27193	665	27858	485	88	418	734581	

Name of District	Implant												Total Implant
	Normal					Postpartum							
	Old	New	Total	Drop out		Old	New	Total	Drop out		Postpartum Expire		
				No Methd	Switch Over				No Methd	Switch Over			
Dinajpur	40295	293	40588	129	212	2498	67	2565	10	10	82	43153	
Thakurgaon	13434	78	13512	51	69	326	13	339	2	0	12	13851	
Panchgarh	12625	56	12681	31	51	272	10	282	1	0	5	12963	
Nilphamari	18862	58	18920	65	54	991	11	1002	1	5	40	19922	
Rangpur	31678	156	31834	111	64	1330	21	1351	8	3	25	33185	
Kurigram	18447	84	18531	84	72	793	9	802	3	3	24	19333	
Gaibandha	28222	46	28268	133	91	993	7	1000	8	1	20	29268	
Lalmonirhat	12706	57	12763	33	44	487	10	497	15	4	18	13260	
Rangpur Div.	176269	828	177097	637	657	7690	148	7838	48	26	226	184935	
Bogura	51671	256	51927	193	221	2454	52	2506	6	4	88	54433	
Joipurhat	14595	164	14759	25	48	694	29	723	1	2	47	15482	
Naogaon	22464	138	22602	113	111	837	11	848	5	3	32	23450	
Nawabganj	6955	82	7037	18	47	249	6	255	7	0	10	7292	
Rajshahi	20242	151	20393	74	101	1026	19	1045	3	0	16	21438	
Natore	20296	167	20463	71	96	1150	42	1192	14	5	37	21655	
Pabna	22562	84	22646	42	54	659	20	679	1	5	8	23325	
Serajganj	20998	95	21093	65	83	1119	15	1134	9	2	24	22227	
Rajshahi Div.	179783	1137	180920	601	761	8188	194	8382	46	21	262	189302	
Kustia	11993	95	12088	32	35	411	15	426	0	2	17	12514	
Meherpur	3436	5	3441	6	8	70	0	70	0	1	0	3511	
Chuadanga	9445	102	9547	18	34	314	18	332	3	8	22	9879	
Jhenaidaha	16365	76	16441	56	41	698	22	720	1	4	12	17161	
Magura	9488	39	9527	40	19	599	11	610	3	3	12	10137	
Narail	6325	7	6332	14	8	224	2	226	0	0	1	6558	
Jashore	29030	64	29094	58	53	1119	10	1129	2	2	24	30223	
Khulna	29682	136	29818	91	47	980	14	994	3	2	192	30812	
Bagerhat	13942	46	13988	27	25	915	2	917	1	592	14	14905	
Satkhira	15690	33	15723	28	42	566	1	567	0	0	19	16290	
Khulna Div.	145396	603	145999	370	312	5896	95	5991	13	614	313	151990	
Barguna	12456	69	12525	30	31	726	14	740	5	10	23	13265	
Patuakhali	22034	25	22059	61	62	1192	31	1223	3	3	14	23282	
Barishal	20920	44	20964	59	37	1000	5	1005	2	3	25	21969	
Jhalakati	6576	13	6589	20	4	259	2	261	2	2	3	6850	
Bhola	21745	65	21810	50	53	788	19	807	35	0	3	22617	
Pirojpur	11201	20	11221	40	21	677	3	680	11	2	237	11901	
Barishal Div.	94932	236	95168	260	208	4642	74	4716	58	20	305	99884	

Name of District	Implant												Total Implant
	Normal					Postpartum							
	Old	New	Total	Drop out		Old	New	Total	Drop out		Postpartum Expire		
				No Methd	Switch Over				No Methd	Switch Over			
Gopalganj	9539	10	9549	20	12	626	6	632	1	1	15	10181	
Madaripur	15331	15	15346	31	20	740	3	743	1	0	14	16089	
Shariatpur	8708	10	8718	16	9	586	27	613	4	0	11	9331	
Faridpur	20075	132	20207	83	43	929	11	940	2	3	30	21147	
Rajbari	14511	73	14584	40	45	640	16	656	1	2	24	15240	
Dhaka	28086	55	28141	29	30	1562	19	1581	8	3	13	29722	
Gazipur	15004	19	15023	44	11	522	4	526	1	0	11	15549	
Munshiganj	10511	25	10536	31	39	643	10	653	1	7	16	11189	
Narayanganj	17163	57	17220	42	40	925	2	927	9	3	17	18147	
Narsingdi	13602	34	13636	19	15	713	5	718	1	0	136	14354	
Manikganj	14390	87	14477	58	54	520	16	536	3	1	19	15013	
Tangail	39413	128	39541	108	97	1150	15	1165	3	2	30	40706	
Kishoreganj	31934	147	32081	97	62	1941	36	1977	8	7	37	34058	
Dhaka Div.	238267	792	239059	618	477	11497	170	11667	43	29	373	250726	
Jamalpur	28735	40	28775	65	42	1167	13	1180	5	2	15	29955	
Sherpur	19201	82	19283	47	27	543	18	561	0	1	22	19844	
Mymensingh	44079	110	44189	92	78	1968	8	1976	12	7	53	46165	
Netrokona	21735	55	21790	62	45	1675	13	1688	3	9	23	23478	
Mymensingh Div.	113750	287	114037	266	192	5353	52	5405	20	19	113	119442	
Brahmanbaria	23326	29	23355	77	51	2588	16	2604	10	1	45	25959	
Cumilla	39310	143	39453	174	50	3147	89	3236	24	18	41	42689	
Chandpur	19336	61	19397	63	34	2321	21	2342	7	3	46	21739	
Feni	11883	21	11904	24	32	1483	17	1500	2	1	5	13404	
Noakhali	25699	54	25753	57	7	3561	9	3570	10	12	35	29323	
Lakshmipur	15037	30	15067	37	10	1291	5	1296	3	2	23	16363	
Chattoagram	56728	58	56786	154	69	3646	14	3660	9	8	47	60446	
Cox's Bazar	27176	54	27230	89	43	2784	28	2812	13	11	23	30042	
Rangamati	10249	5	10254	13	8	434	1	435	0	1	20	10689	
Khagrachhari	7090	6	7096	19	1	296	4	300	6	0	1	7396	
Bandarban	6343	0	6343	43	22	638	0	638	8	0	1	6981	
Chattoagram Div.	242177	461	242638	750	327	22189	204	22393	92	57	287	265031	
Sylhet	32073	18	32091	56	20	3106	9	3115	2	2	26	35206	
Habiganj	14064	14	14078	17	11	2133	3	2136	1	2	17	16214	
Moulavi Bazar	17315	25	17340	43	22	1176	2	1178	0	0	13	18518	
Sunamganj	21845	18	21863	76	30	2720	8	2728	9	4	17	24591	
Sylhet Div.	85297	75	85372	192	83	9135	22	9157	12	8	73	94529	
National	1275871	4419	1280290	3694	3017	74590	959	75549	332	794	1952	1355839	

Name of District	Permanent Method													Postpartum Expire	Total Permanent Method	Total Acceptors	CAR(%)	
	Male						Female						Total Female					
	Normal			Postpartum			Total Male	Normal			Postpartum							
	Old	New	Total	Old	New	Total		Old	New	Total	Old	New						Total
Dinajpur	67	2	69	66333	597	66930	66999	2197	176	2373	0	9	9	2382	549762	69381	546649	81.6
Thakurgaon	5	1	6	19896	9	19905	19911	398	18	416	0	15	15	431	243605	20342	241899	78.9
Panchgarh	9	0	9	12720	11	12731	12740	430	22	452	0	22	22	474	193087	13214	192120	80.7
Nilphamari	70	0	70	38072	33	38105	38175	1203	43	1246	0	0	0	1246	338711	39421	337523	81.1
Rangpur	118	0	118	34135	44	34179	34297	2047	36	2083	0	10	10	2093	485441	36390	505212	81.0
Kurigram	1	1	2	22329	24	22353	22355	458	35	493	0	120	120	613	418081	22968	415921	76.7
Gaibandha	13	0	13	34779	69	34848	34861	1170	50	1220	0	9	9	1229	451499	36090	450091	80.8
Lalmonirhat	3	0	3	22285	37	22322	22325	541	26	567	0	5	5	572	228715	22897	227116	80.3
Rangpur Div.	286	4	290	#####	824	251373	251663	8444	406	8850	0	190	190	9040	2908901	260703	2916531	80.2
Bogura	58	0	58	51914	51	51965	52023	1590	90	1680	0	53	53	1733	0	53756	637418	82.0
Joipurhat	10	0	10	19330	31	19361	19371	325	21	346	0	0	0	346	0	19717	179465	83.5
Naogaon	13	0	13	68473	75	68548	68561	2169	94	2263	0	17	17	2280	0	70841	473966	79.6
Nawabganj	5	0	5	32783	100	32883	32888	1210	58	1268	0	20	20	1288	0	34176	304411	79.7
Rajshahi	538	0	538	68073	73	68146	68684	4454	67	4521	0	88	88	4609	0	73293	505163	81.2
Natore	52	1	53	51671	44	51715	51768	1522	81	1603	0	14	14	1617	0	53385	341380	82.0
Pabna	9	0	9	37061	163	37224	37233	631	41	672	0	19	19	691	0	37924	468658	78.9
Seraiganj	3	0	3	21833	71	21904	21907	1536	59	1595	0	30	30	1625	0	23532	545105	81.7
Rajshahi Div.	688	1	689	#####	608	351746	352435	13437	511	13948	0	241	241	14189	0	366624	3455566	80.9
Kustia	22	0	22	57329	44	57373	57395	2178	116	2294	0	30	30	2324	368158	59719	365316	78.9
Meherpur	0	0	0	23870	21	23891	23891	915	42	957	0	0	0	957	129008	24848	128514	78.9
Chuadanga	0	0	0	29421	34	29455	29455	1468	73	1541	0	4	4	1545	215984	31000	214737	82.2
Jhenaidaha	0	0	0	44593	50	44643	44643	1773	75	1848	0	7	7	1855	309747	46498	309653	78.4
Magura	3	0	3	18518	19	18537	18540	1046	44	1090	0	10	10	1100	153697	19640	152358	78.5
Narail	0	0	0	14448	10	14458	14458	471	8	479	0	0	0	479	121529	14937	120856	77.7
Jashore	93	0	93	47537	23	47560	47653	864	30	894	0	1	1	895	497510	48548	496392	80.1
Khulna	6	0	6	33553	34	33587	33593	674	35	709	0	64	64	773	404429	34366	403146	80.4
Bagerhat	31	1	32	20275	21	20296	20328	536	29	565	0	6	6	571	246828	20899	246542	81.0
Satkhira	0	0	0	37178	30	37208	37208	1075	52	1127	0	9	9	1136	354332	38344	352428	79.9
Khulna Div.	155	1	156	#####	286	327008	327164	11000	504	11504	0	131	131	11635	2801222	338799	2789942	79.7
Barguna	7	0	7	8372	33	8405	8412	567	16	583	0	14	14	597	155949	9009	156793	78.7
Patuakhali	10	0	10	17360	26	17386	17396	1184	60	1244	0	16	16	1260	272695	18656	272255	80.0
Barishal	30	2	32	27181	39	27220	27252	1062	54	1116	0	263	263	1379	330806	28631	329204	76.8
Jhalakati	3	0	3	7701	14	7715	7718	342	16	358	0	21	21	379	90414	8097	90251	77.3
Bhola	36	0	36	9719	9	9728	9764	140	5	145	0	39	39	184	303570	9948	301891	80.8
Pirojpur	3	0	3	9749	10	9759	9762	651	48	699	0	11	11	710	165096	10472	164274	79.4
Barishal Div.	89	2	91	80082	131	80213	80304	3946	199	4145	0	364	364	4509	1318530	84813	1314668	78.9

Name of District	Permanent Method													Postpartum Expire	Total Permanent Method	Total Acceptors	CAR(%)	
	Male						Female						Total Female					
	Normal			Postpartum			Total Male	Normal			Postpartum							
	Old	New	Total	Old	New	Total		Old	New	Total	Old	New						Total
Gopalganj	5	1	6	19841	34	19875	19881	611	44	655	0	12	12	667	176865	20548	177309	79.5
Madaripur	2	0	2	14959	12	14971	14973	614	21	635	0	0	0	635	185079	15608	183784	77.9
Shariatpur	2	0	2	11893	35	11928	11930	506	21	527	0	10	10	537	166412	12467	165369	76.1
Faridpur	0	0	0	36781	57	36838	36838	1517	87	1604	0	24	24	1628	315904	38466	315995	79.1
Rajbari	0	0	0	17437	22	17459	17459	359	38	397	0	22	22	419	186421	17878	185223	78.2
Dhaka	178	6	184	49789	52	49841	50025	3030	143	3173	0	32	32	3205	567002	53230	561291	75.6
Gazipur	4	0	4	33310	6	33316	33320	711	28	739	0	32	32	771	321043	34091	325237	77.2
Munshiganj	4	0	4	27901	15	27916	27920	1565	89	1654	0	20	20	1674	229179	29594	226928	74.7
Narayanganj	58	3	61	32628	30	32658	32719	1355	64	1419	0	26	26	1445	406279	34164	407270	75.4
Narsingdi	1	0	1	32269	21	32290	32291	2423	94	2517	0	25	25	2542	337643	34833	326956	74.0
Manikganj	0	0	0	29649	44	29693	29693	1005	52	1057	0	2	2	1059	240121	30752	238928	77.2
Tangail	5	0	5	59438	30	59468	59473	2407	132	2539	0	15	15	2554	660511	62027	660034	77.5
Kishoreganj	26	1	27	44815	97	44912	44939	1750	57	1807	0	59	59	1866	453866	46805	453895	79.6
Dhaka Div.	285	11	296	#####	455	411165	411461	17853	870	18723	0	279	279	19002	4246325	430463	4228219	77.0
Jamalpur	5	0	5	27815	21	27836	27841	1201	54	1255	0	31	31	1286	384928	29127	392444	81.7
Sherpur	0	0	0	16489	14	16503	16503	864	59	923	0	4	4	927	253227	17430	253324	78.0
Mymensingh	57	2	59	44745	33	44778	44837	1199	100	1299	0	39	39	1338	847744	46175	842759	79.1
Netrokona	95	0	95	25605	44	25649	25744	1161	57	1218	0	27	27	1245	335180	26989	332963	78.5
Mymensingh Div.	157	2	159	#####	112	114766	114925	4425	270	4695	0	101	101	4796	1821079	119721	1821490	79.4
Brahmanbaria	11	0	11	42733	74	42807	42818	1319	44	1363	0	18	18	1381	376663	44199	375974	69.6
Cumilla	303	6	309	85129	96	85225	85534	4455	160	4615	0	198	198	4813	858188	90347	858681	76.1
Chandpur	14	0	14	34293	36	34329	34343	1896	72	1968	0	8	8	1976	366240	36319	365299	76.5
Feni	1	0	1	23235	24	23259	23260	2404	90	2494	0	36	36	2530	209225	25790	206752	72.4
Noakhali	51	0	51	39852	21	39873	39924	2375	87	2462	0	24	24	2486	451660	42410	447054	75.2
Lakshmipur	1	0	1	14912	11	14923	14924	1705	39	1744	0	12	12	1756	241475	16680	239674	72.5
Chattoagram	26	0	26	60131	80	60211	60237	1593	67	1660	0	93	93	1753	798737	61990	795330	74.2
Cox's Bazar	123	0	123	15030	16	15046	15169	1004	34	1038	0	114	114	1152	349007	16321	346291	80.0
Rangamati	0	0	0	4421	2	4423	4423	124	4	128	0	1	1	129	82579	4552	82562	81.6
Khagrachhari	2	0	2	4623	10	4633	4635	15	1	16	0	10	10	26	89221	4661	89131	77.4
Bandarban	3	0	3	2438	0	2438	2441	17	0	17	0	5	5	22	59971	2463	59683	80.5
Chattoagram Div.	535	6	541	#####	370	327167	327708	16907	598	17505	0	519	519	18024	3882966	345732	3866431	75.1
Sylhet	75	2	77	45703	91	45794	45871	1735	37	1772	0	107	107	1879	468370	47750	467729	77.2
Habiganj	185	2	187	30757	99	30856	31043	1531	48	1579	0	13	13	1592	308138	32635	305813	76.4
Moulavi Bazar	24	0	24	30678	38	30716	30740	1050	40	1090	0	22	22	1112	264166	31852	263048	76.7
Sunamganj	115	5	120	33653	114	33767	33887	1132	84	1216	0	20	20	1236	318994	35123	317565	77.6
Sylhet Div.	399	9	408	#####	342	141133	141541	5448	209	5657	0	162	162	5819	1359668	147360	1354155	77.0
National	2594	36	2630	#####	3128	#####	2007201	81460	3567	85027	0	1987	1987	87014	18338691	2094215	21747002	78.3

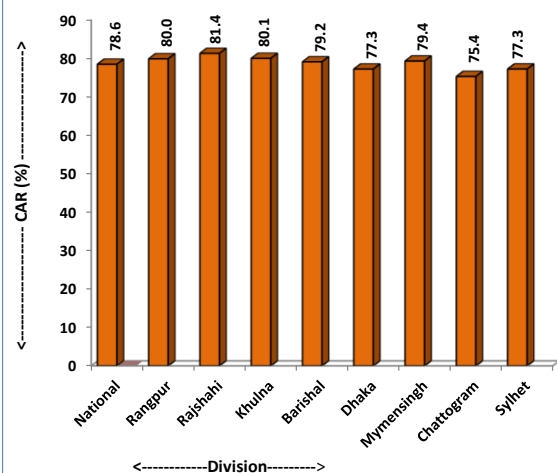
Table -12: Number of New and Total Acceptors upto the end of August,21 and September,21

Method	New Acceptors		% Change of September '21 over August,21	Total Acceptors		% Change of September '21 over August,21
	August '21	September '21		August '21	September '21	
Per.Method (Male)	1211	1018	-15.9	739940	738032	-0.3
Per.Method (Female)	5039	6695	32.9	2087436	2089598	0.1
Per.Method (Total)	6250	7713	23.4	2827376	2827630	0.0
IUD	7601	6905	-9.2	733893	732451	-0.2
Implant	18509	23797	28.6	1398058	1403030	0.4
Injectables	47687	52430	9.9	4226993	4222919	-0.1
Oral Pill	100219	104483	4.3	10566364	10565372	0.0
Condom	36913	38653	4.7	2059027	2061233	0.1
Total	217179	233981	7.7	21811711	21812635	0.0

Table -13: CAR(%) by Division upto the end of August 2021 and September 2021

Division	August '21	September '21	% Change of September '21 over August,21
Rangpur	79.97	79.96	-0.01
Rajshahi	81.38	81.36	-0.02
Khulna	79.96	80.07	0.11
Barishal	79.16	79.18	0.02
Dhaka	77.30	77.30	0.00
Mymensingh	79.35	79.38	0.03
Chattogram	75.38	75.38	0.00
Sylhet	77.35	77.31	-0.04
National	78.54	78.55	0.01

Graph-1: National & Division wise CAR upto the end of September 2021



Graph-2: National & Division wise CAR upto the end of August'21 and September,21

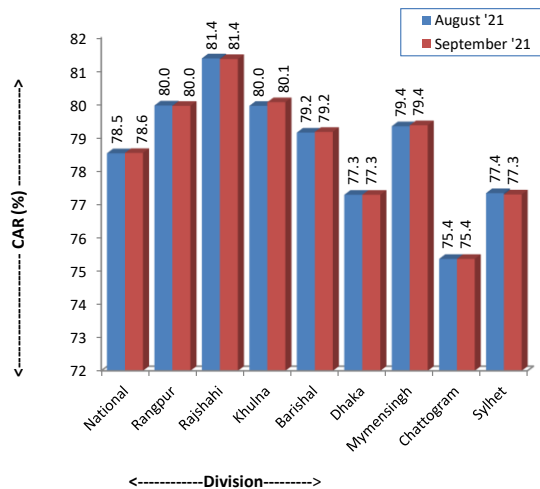
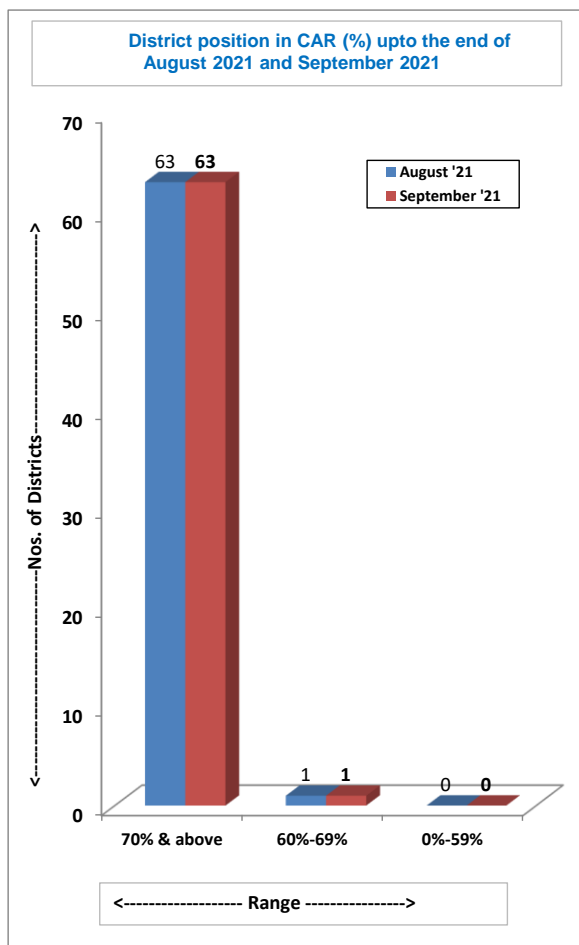


Table -14: District by Range of CAR upto the end of September 2021

Range	Sl.No.	District	CAR (%)
70% & above	1	Joipurhat	83.84
	2	Chuadanga	82.66
	3	Serajganj	82.49
	4	Bogura	82.2
	5	Natore	82.2
	6	Dinajpur	82.04
	7	Rangamati	81.66
	8	Rajshahi	81.6
	9	Nilphamari	81.34
	10	Bhola	81.26
	11	Panchgarh	81.15
	12	Bagerhat	81.09
	13	Gaibandha	81.02
	14	Bandarban	80.87
	15	Lalmonirhat	80.82
	16	Khulna	80.68
	17	Cox's Bazar	80.65
	18	Nawabganj	80.59
	19	Satkhira	80.33
	20	Jashore	80.3
	21	Jamalpur	80.16
	22	Patuakhali	80.1
	23	Naogaon	79.89
	24	Pirojpur	79.81
	25	Mymensingh	79.6
	26	Kishoreganj	79.57
	27	Kustia	79.5
	28	Thakurgaon	79.46
	29	Gopalganj	79.26
	30	Pabna	79.24
	31	Meherpur	79.17
	32	Magura	79.17
	33	Faridpur	79.11
	34	Netrokona	79.02
	35	Rajbari	78.67
	36	Madaripur	78.47
	37	Jhenaidaha	78.39
	38	Barguna	78.23
	39	Narail	78.15
	40	Sherpur	77.98
	41	Sunamganj	77.91
	42	Rangpur	77.8
	43	Manikganj	77.61
	44	Tangail	77.59
	45	Jhalakati	77.48
	46	Khagrachhari	77.47
	47	Sylhet	77.3
	48	Barishal	77.22
	49	Kurigram	77.06
	50	Moulavi Bazar	77.01
	51	Habiganj	76.99
	52	Chandpur	76.65
	53	Shariatpur	76.61
	54	Dhaka	76.4
	55	Narshingdi	76.38
	56	Gazipur	76.16
	57	Cumilla	76.08
	58	Noakhali	75.99
	59	Munshiganj	75.41
	60	Narayanganj	75.18
	61	Chattogram	74.53
	62	Feni	73.24
	63	Lakshmipur	73.02
	64	Brahmanbaria	69.77

Range	Nos of Districts CAR (%)
70% & above	63
60% - 69%	1
0%-59%	Nil



Sl. No.	Name of District	Name of Upazila	Total Couples	Total Acceptors	CAR (%)	Sl. No.	Name of District	Name of Upazila	Total Couples	Total Acceptors	CAR (%)
---------	------------------	-----------------	---------------	-----------------	---------	---------	------------------	-----------------	---------------	-----------------	---------

Table-16: List of Upazila achieved CAR 50-70% up to the end of September 2021

Sl. No.	Name of District	Name of Upazila	Total Couples	Total Acceptors	CAR (%)
1	Brahmanbaria	Nabinagar	99911	70006	70.1
2	Lakshmipur	Lakshmipur Sadar	139754	97683	69.9
3	Gazipur	Kapasia	72567	48321	66.6
4	Feni	Chhagalnaiya	35667	22932	64.3
5	Brahmanbaria	Bancharampur	65001	31880	49.0

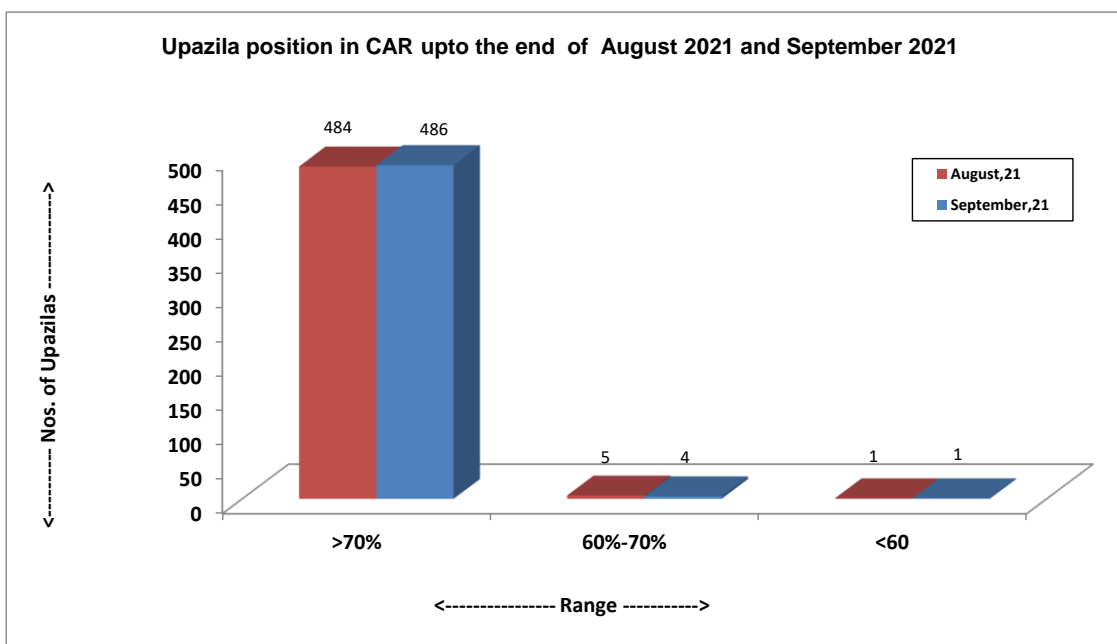


Table -17: Method wise Dropout and Switch Over by Division upto the end of September 2021

Division	Number of Acceptors dropped out and Switch Over									
	Oral Pill		Condom		Injectable		IUD		Implant	
	No Method	Switch Over	No Method	Switch Over	No Method	Switch Over	No Method	Switch Over	No Method	Switch Over
Rangpur	7785	5367	1531	1057	3414	3107	480	328	1063	1171
Rajshahi	9205	6357	3661	2936	4231	3377	474	310	1167	1411
Khulna	6072	4208	2554	1588	3857	2123	389	191	787	690
Barisal	3813	2901	939	678	2463	1824	285	198	632	555
Dhaka	10841	6435	4534	2717	5054	3330	826	972	1521	1260
Mymensingh	5234	3177	1384	679	1970	1556	361	134	685	620
Chattogram	11730	5316	3520	1690	10277	3077	1279	591	2255	1368
Sylhet	5983	2552	2145	815	2890	1164	437	153	804	418
National	60663	36313	20268	12160	34156	19558	4531	2877	8914	7493

Table -18: Contraceptive Acceptors and Acceptance Rate by Division upto the end of August 2021 and September 2021

Division	Month	Total Eligible Couple	Total Number of Acceptors							CAR (%)
			Permanent Method	IUD	Implant	Injectable	Oral Pill	Condom	Total	
Rangpur	Aug-21	3634979	435868	67453	185789	624761	1425654	167251	2906776	79.97
	Sep-21	3637798	436238	67472	186420	624989	1426047	167735	2908901	79.96
Rajshahi	Aug-21	4266570	479239	97739	189800	619249	1677438	408620	3472085	81.38
	Sep-21	4269781	479536	97641	190050	617260	1678742	410715	3473944	81.36
Khulna	Aug-21	3496835	414712	79405	155560	559991	1273258	313126	2796052	79.96
	Sep-21	3498393	414839	79401	155955	560465	1276920	313642	2801222	80.07
Barisal	Aug-21	1664240	137080	49853	103409	343107	600932	82977	1317358	79.16
	Sep-21	1665334	137170	49870	104058	342998	601432	83002	1318530	79.18
Dhaka	Aug-21	5497697	538130	155827	259923	704424	2095264	496160	4249728	77.3
	Sep-21	5493578	537996	155637	260453	704058	2092988	495193	4246325	77.3
Mymensingh	Aug-21	2304658	193040	51512	123627	326473	1014713	119292	1828657	79.35
	Sep-21	2294089	192470	50568	123679	325101	1010278	118983	1821079	79.38
Chattogram	Aug-21	5146457	423913	181613	278092	799956	1853710	342172	3879456	75.38
	Sep-21	5151296	424281	181701	279980	799680	1854468	342856	3882966	75.38
Sylhet	Aug-21	1760322	205394	50491	101858	249032	625395	129429	1361599	77.35
	Sep-21	1758620	205100	50161	102435	248368	624497	129107	1359668	77.31
National	Aug-21	27771758	2827376	733893	1398058	4226993	10566364	2059027	21811711	78.54
	Sep-21	27768889	2827630	732451	1403030	4222919	10565372	2061233	21812635	78.55

Table -19: Status of Contraceptive Method-Mix based on CAR at the end of the Month of September 2021

Method	Rangpur	Rajshahi	Khulna	Barishal	Dhaka	Mymensingh	Chattogram	Sylhet	National
Permanent Method	15	13.8	14.81	10.4	12.67	10.57	10.93	15.08	12.96
I U D	2.32	2.81	2.83	3.78	3.67	2.78	4.68	3.69	3.36
Implant	6.41	5.47	5.57	7.89	6.13	6.79	7.21	7.53	6.43
Injectables	21.49	17.77	20.01	26.01	16.58	17.85	20.59	18.27	19.36
Oral Pill	49.02	48.32	45.58	45.61	49.29	55.48	47.76	45.93	48.44
Condom	5.77	11.82	11.2	6.3	11.66	6.53	8.83	9.5	9.45
Total	100.0	100.0	100.0	100.0	100.0	100.0	100.0	100.0	100.0

Method-Mix for the month of September 2021

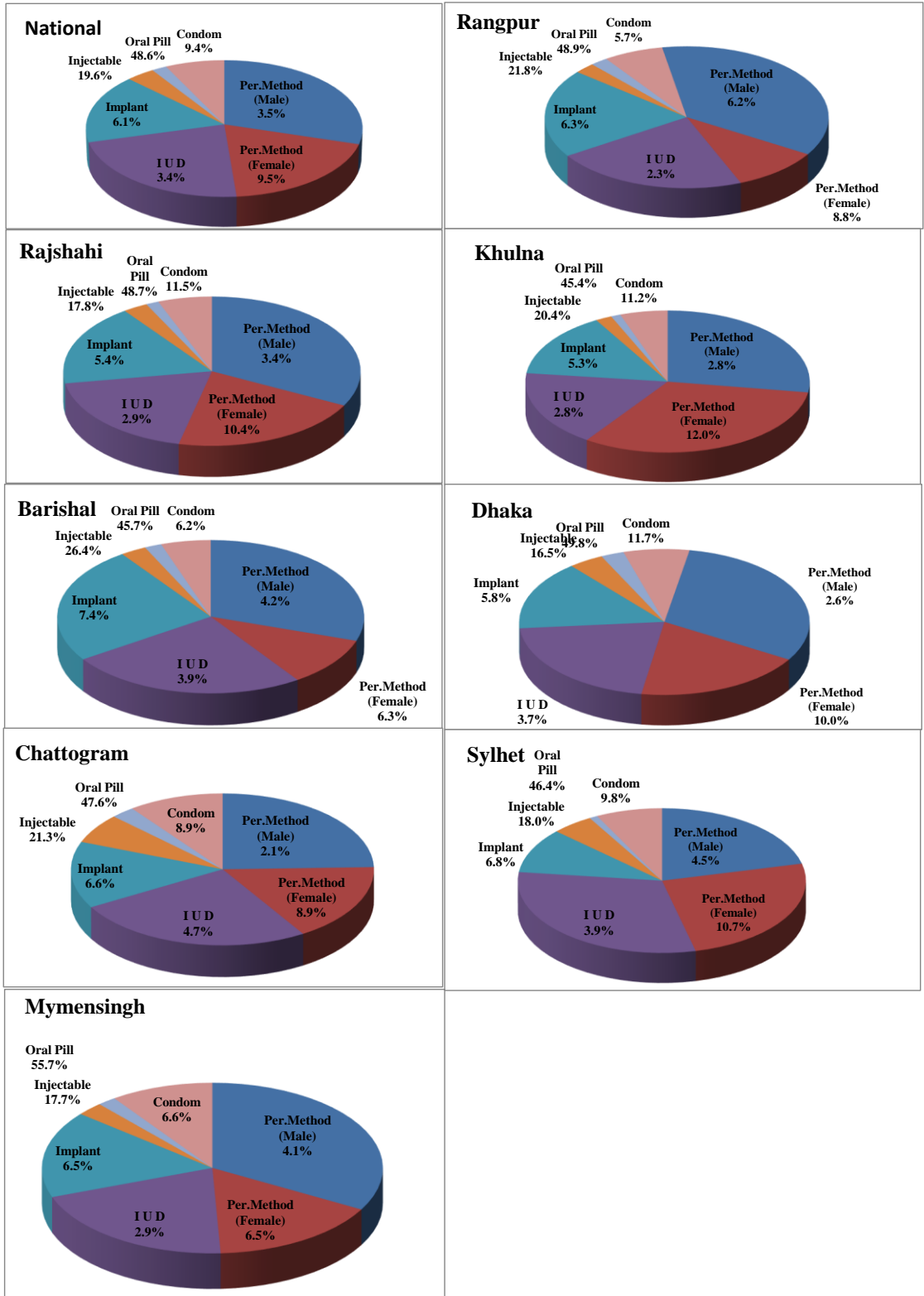


Table -20: Performance by type of MCH services for the month of August 2021 and September 2021

(in Number)

Services	Performance		% Change of September '21 over August,21	
	August '21	September '21		
Number of Pregnant Women	908347	930659	2.46	
No. of High Risk Pregnant Mother Referred	5379	5254	-2.32	
Treatment, Advised & Referred Infertile Couple	107564	109525	1.82	
Treatment of RTI/STI (MCHTI, MFSTC, FWVTI-Raj & MCWCs)	5603	6460	15.30	
Antenatal Care	1 st visit (within 4 Month)	172940	183076	5.86
	2 nd visit (within 6 Month)	121256	125554	3.54
	3 rd visit (within 8 Month)	96547	99074	2.62
	4 th visit (in 9 th month) (including MCHTI, MFSTC & FWVTI-Raj)	83694	86145	2.93
Delivery conducted in MCHTI, MFSTC, FWVTI-Rajshahi, MCWC, UHC, UH&FWC & NGO Clinics	Normal	44754	48087	7.45
	C-Section	40999	44014	7.35
	Total Delivery	85753	92101	7.40
Postnatal Care (including MCHTI, MFSTC, FWVTI-Raj, MCWC, UHC, UH&FWC)	PNC-1 (within 24 Hour)	40360	43093	6.77
	PNC-2 (within 2- 3 day)	37793	38563	2.04
	PNC-3 (within 7 -14 day)	37049	40291	8.75
	PNC-4 (within 42-48 day)	47886	46724	-2.43
TT for Women (15 - 49 Yrs.)	1 st dose	107564	109525	1.82
	2 nd dose	106930	110422	3.27
	3 rd dose	109840	116808	6.34
	4 th dose	102213	105212	2.93
	5 th dose	100476	102775	2.29
Immunization	BCG (Vaccine)	134243	141084	5.10
	PCV 1	140948	148992	5.71
	PCV 2	139163	142083	2.10
	PCV 3	139040	187230	34.66
	MR Vaccine 1st Dose	138819	136857	-1.41
	MR Vaccine 2nd Dose	123724	125128	1.13
Number of ECP acceptors	8148	8515	4.50	
Number of MR done (Both Govt. & NGOs)	1459	1475	1.10	
Total Live Births	101200	109424	8.13	
Still Births (Including MCHTI, MFSTC & FWVTI-Raj)	180	324	80.00	
Death	Neonatal Deaths (0 - 28 day)	262	297	13.36
	Infant Death (29 days -<1 Yr.)	78	101	29.49
	Child Death (1 - <5Yrs.)	14	20	42.86
	Maternal Deaths	52	65	25.00
	Other Death	32183	26693	-17.06
	Total Death	32602	27176	-16.64
No. of Health Education in UH&FWC	5409	8539	57.87	

Table -21: Performance by type of Nutrition services for the month of August 2021 and September 2021

Services		Performance		% Change of September '21 over August,21
		August '21	September '21	
Nutrition Services for Pregnant Women, 0-59 months aged child and Mother	Counseling on IYCF, IFA, Vitamin-A and Hand washinh	686803	716153	4.10
	Received IFA & Calcium Tablet (0-23 months child mother)	152187	155402	2.07
	Exclusive Breast feeding up to 6 months	169064	182866	7.55
	No. of children (6-23Month) feeding complementary foods	186826	195216	4.30
	Feeding Tablet Vitamin A (6-59months Child)	3755	4513	16.80
	Received Tablet anti-helminthics (24-59months Child)	43464	46185	5.89
	Feeding Zink pill with ORS suffering form diarrhoea	4171	5505	24.23
	Identifying Suffering from MAM	9070	9078	0.09
	Suffering from SAM & Referred	1974	2318	14.84
	Identifying Child Stunting	3971	3732	-6.40
	Identifying Child Wasting	3597	3998	10.03
	Identifying Child Under weight	3579	3548	-0.87

Annex - A: Summary of the Couples and Acceptors by Month Since September 2021

Indicators		April.'21	May.'21	June.'21	July.'21	August.'21	September.'21
Number of Total Couples		27686135	27735153	27734020	27746757	27771758	27768889
Number of Total Acceptors		21750036	21793365	21788481	21791905	21811711	21812635
CAR (Contraceptive Acceptance Rate)		78.56	78.58	78.56	78.54	78.54	78.55
Method Specific Acceptors(Cumilative) by Month Since September2021							
Indicators		April.'21	May.'21	June.'21	July.'21	August.'21	September.'21
Permanent Method (Male)Total		742960	741628	741602	739357	739940	738032
Permanent Method (Female) Total		2078559	2085106	2085059	2085647	2087436	2089598
Permanent Method (Total)		2821519	2826734	2826661	2825004	2827376	2827630
IUD (Users)Total		735750	736484	732706	731969	733893	732451
Implant (Users) Total		1398327	1399676	1397944	1393933	1398058	1403030
Injectable (Acceptors) Total		4214654	4226758	4222488	4224676	4226993	4222919
Oral Pill (Acceptors) Total		10528426	10548546	10553096	10560944	10566364	10565372
Condom (Acceptors) Total		2051360	2055167	2055586	2055379	2059027	2061233
Reporting Status	Number of Districts reported	64	64	64	64	64	64
	Number of Upazilas reported	490	489	490	490	490	491
Method Specific Absolute Performance by Month Since September 2021							
Indicators		April.'21	May.'21	June.'21	July.'21	August.'21	September.'21
Permanent Method (Male, Cases)		1087	1275	1846	652	1600	2268
Permanent Method (Female, Cases)		4571	5096	5513	3907	5856	6877
Permanent Method (Total, Cases)		5658	6371	7359	4559	7456	9145
I U D (in cases)		9153	10130	11191	9833	13474	12133
Implant (Cases)		10681	12771	20661	8142	28147	32316
Injectables (Doses)		778600	943560	807946	755088	775800	804103
Oral Pill (Cycles)		5276059	5163548	5123768	4728353	4654821	4757158
Condom (Pieces)		7457265	7590077	7923650	7368188	7832331	8069507
Performance by types of MCH services by month since September 2021							
Services		April.'21	May.'21	June.'21	July.'21	August.'21	September.'21
Number of Pregnant Women		872845	875442	890019	904010	908347	930659
No. of High Risk Pregnant Mother Referred		4634	5045	5390	4516	5379	5254
Antenatal Care	1 st visit (within 4 Month)	143649	138189	173924	135957	172940	183076
	2 nd visit (within 6 Month)	106834	109336	118799	111595	121256	125554
	3 rd visit (within 8 Month)	85914	86809	91845	84895	96547	99074
	4 th visit (in 9 th month) (including MCHTI, MFSTC & FWVTI-Raj)	74184	72757	75517	72122	83694	86145

Services		April.'21	May.'21	June.'21	July.'21	August.'21	September.'21
Institutional Delivery(MCHTI, MFSTC, FWVTI-Raj, MCWC, UHC, UH&FWC & NGO)	Normal	41854	41705	40992	41413	44754	48087
	Caesarian	37755	37521	36879	36074	40999	44014
	Total	79609	79226	77871	77487	85753	92101
Non-Institutional Delivery	At Home by Trained Persons	32387	31445	30669	28879	29212	30281
	At Home by Non-Trained Persons	11289	10875	10591	9698	10800	10671
	Total	43676	42320	41260	38577	40012	40952
Total Delivery		123285	123285	119131	116064	125765	133053
Postnatal Care	PNC-1 (within 24 Hour)	34875	34730	35286	35424	40360	43093
	PNC-2 (within 2- 3 day)	31888	32375	32754	32555	37793	38563
	PNC-3 (within 7-14 day)	34023	38025	34963	34455	37049	40291
	PNC-4 (within 42-48 day) (including MCHTI, MFSTC & FWVTI-Raj)	41767	41884	43683	39844	47886	46724
Postnatal care by trained person till two days in Home Delivery		5372	5183	5251	4926	5048	4856
No. of uses 7.1% chlorhexidine digluconate for umbilical cord care		31890	30996	31345	32096	36480	41517
TT for Women (15 - 49 Yrs.)	1 st dose	105385	108863	112108	102861	107564	109525
	2 nd dose	106227	106844	105029	110747	106930	110422
	3 rd dose	105448	109907	108224	107052	109840	116808
	4 th dose	94579	109693	99130	98099	102213	105212
	5 th dose	94410	96233	98432	97384	100476	102775
Immunization	BCG (Vaccine)	138409	138409	138409	138409	134243	141084
	PCV 1	150260	150260	150260	150260	140948	148992
	PCV 2	151504	151504	151504	151504	139163	142083
	PCV 3	148987	148987	148987	148987	139040	187230
	MR Vaccine 1st Dose	135423	135423	135423	135423	138819	136857
	MR Vaccine 2nd Dose	130170	130170	130170	130170	123724	125128
Number of ECP acceptors		7351	7351	8219	9193	8148	8515
Number of MR done (Both Govt. & NGOs)		1772	1772	1452	1627	1459	1475
General Treatment		2064940	2064940	1907920	2247062	2293306	2502932
*Total Live Births		103422	101292	99217	96271	101200	109424
Still Births (Including MCHTI, MFSTC & FWVTI-Raj)		126	163	185	171	180	324
Death	Neonatal Death (0 - 28 day)	218	205	214	206	262	297
	Infant Death (29 days -<1 Yr.)	77	75	84	67	78	101
	Child Death (1 -< 5 Yrs.)	6	6	11	7	14	20
	Maternal Death	80	43	49	78	52	65
	Other Death	24199	23749	25757	33737	32183	26693
	Total Death	24580	24580	32589	32589	27176	27176
* Live births conducted at Govt. MCH, DH, MCWC, UHC, UH&FWC, NGOs and Home. The information is collected by FWAs through field visit.							

Annex - C : City Corporation wise Contraceptive Acceptors and Acceptance Rate (CAR) (Partial) at the end of the month of September 2021

Name of the City Corporation	Eligible Couple	Oral Pill	Condom	Injectable	I U D	Implant	Permanent Method			Total Acceptors	CAR(%)
							Male	Female	Total		
Rangpur City Corporation	105735	39065	10140	17502	1156	5775	3407	6413	9820	83458	0
Rangpur Division	105735	39065	10140	17502	1156	5775	3407	6413	9820	83458	78.93
Rajshahi City Corporation	101844	29264	28592	15730	727	2193	573	6370	6943	83449	0
Rajshahi Division	101844	29264	28592	15730	727	2193	573	6370	6943	83449	81.94
Khulna City Corporation	134927	38433	24620	19541	7618	8500	4876	5771	10647	109359	0
Khulna Division	134927	38433	24620	19541	7618	8500	4876	5771	10647	109359	81.05
Barisal City Corporation	29290	12043	4673	2889	351	1946	285	1153	1438	23340	0
Barisal Division	29290	12043	4673	2889	351	1946	285	1153	1438	23340	79.69
Dhaka City Corporation	97399	30208	12467	15202	3305	4678	3898	5607	9505	75365	0
Gazipur City Corporation	104123	44648	9230	12445	3125	4523	1651	7550	9201	83172	0
Narayanganj City Corporation	112770	40437	12403	15146	2510	4916	3930	5818	9748	85160	0
Dhaka Division	314292	115293	34100	42793	8940	14117	9479	18975	28454	243697	77.54
Chattogram City Corporation	81344	27094	10922	9659	3721	4917	2074	3769	5843	62156	0
Chattogram Division	81344	27094	10922	9659	3721	4917	2074	3769	5843	62156	76.41
Sylhet City Corporation	29464	11451	3960	3255	429	1418	679	2327	3006	23519	0
Sylhet Division	29464	11451	3960	3255	429	1418	679	2327	3006	23519	79.82
Mymensingh City Corporation	33415	13682	2461	3838	801	2524	1625	2080	3705	27011	0
Mymensingh Division	33415	13682	2461	3838	801	2524	1625	2080	3705	27011	80.83
Total	628789	211469	97771	87560	17313	32189	17449	33701	51150	497452	79.11