

FAMILY PLANNING MONTHLY LOGISTICS REPORT

July 2018



**Management Information System (MIS)
Directorate General of Family Planning (DGFP)**

6, Kawran Bazar, Dhaka1215

Email: dirmisfp@gmail.com, dirlsdgfp@gmail.com
www.dgfp.gov.bd, www.scmpbd.org

Government of the People's Republic of Bangladesh
Directorate General of Family Planning
Management Information System (MIS)
6, Kawran Bazar, Dhaka- 1215
www.dgfp.gov.bd

Memo No. DGFP/MIS/09(Report)/04/2017/674

Date: 30 August, 2018.

Sub: **Family Planning Monthly Logistics Report for the Month of July' 2018.**

Family Planning Monthly Logistics Report for the Month of July' 2018 is sent herewith for your kind information & necessary action. This report is prepared on the basis of Form-7 submitted by Warehouses and Form-7B submitted by Upazila Family Planning Offices by using WIMS & UIMS operational tools. It provides useful information on monthly distribution and stock balance of all the major contraceptives & DDS Kits of Warehouse/Upazila Stores. A summary of important events happened during reporting month included in this report. For more information you are requested to visit at www.scmpbd.org web site.

Comments and suggestions for improvement of this report will be highly appreciated.


30.08.2018
(Suleman Khan)

Joint Secretary (MEFW Division)
and
Director & Line Director (MIS)
Phone: 9146262
Mail: dirmisfp@gmail.com

Memo No. - DGFP/MIS/09(Report)/04/2017/674/1(202)

Date: 30 August, 2018.

Copy of the report forwarded to:

1. Secretary, Medical Education & Family Welfare Division (MEFW Division), Bangladesh Secretariat, Dhaka.
2. Additional Secretary (Admin), (MEFW Division), Bangladesh Secretariat, Dhaka.
3. Joint Secretary (Development), (MEFW Division), Bangladesh Secretariat, Dhaka.
4. Joint Chief (Planning), Health Service Division, Bangladesh Secretariat, Dhaka
5. Joint Chief (Population & Planning wing), Planning commission, Sher-e-Bangla Nagar, Dhaka.
6. Joint Chief (Planning), Program Management and Monitoring Unit (PMMU), Azimpur, Dhaka-1205.
7. Deputy Chief (Planning), (ME&FW Division), Bangladesh Secretariat, Dhaka.
8. P.S. to the Honorable Minister, Ministry of Health and Family Welfare, Bangladesh Secretariat, Dhaka, for kind information of the Honorable Minister.
9. P.S. to the Honorable State Minister, Ministry of Health and Family Welfare, Bangladesh Secretariat, Dhaka, for kind information of the Honorable State Minister.
10. Director Administration, Directorate General of Family Planning, 6 Kawran Bazar, Dhaka 1215.
11. Director Logistics & Supply and Line Director (Procurement, Storage & Supply Management), Directorate General of Family Planning, 6 Kawran Bazar, Dhaka 1215.

12. Director Finance & Line Director (Family Planning Field Service Delivery), Directorate General of Family Planning, 6 Kawran Bazar, Dhaka 1215.
13. Director (IEM) & Line Director (Information, Education and Communication), Directorate General of Family Planning, 6 Kawran Bazar, Dhaka 1215.
14. Director Planning & Line Director (Planning Monitoring and Evaluation), Directorate General of Family Planning, 6 Kawran Bazar, Dhaka 1215.
15. Line Director (Maternal, Child, Reproductive and Adolescent Health), Directorate General of Family Planning, 6 Kawran Bazar, Dhaka 1215.
16. Line Director (Clinical Contraception Services Delivery Program), Directorate General of Family Planning, 6 Kawran Bazar, Dhaka 1215.
17. Divisional Director, Family Planning, Dhaka / Chittagong / Rajshahi / Khulna / Sylhet / Barisal/ Rangpur Division.
18. Deputy Chief (FW)/ (Health), Ministry of Health & Family Welfare, Bangladesh Secretariat, Dhaka.
19. Additional Director (Drugs and Stores), Directorate General of Family Planning, Central Warehouse, Mohakhali, Dhaka.
20. Deputy Director, Family Planning, ----- District (Your are requested to take appropriate measures to ensure timely online submission of Form 7B report from upazilas.
21. Supply Officer, Family Planning, ----- CWH/RWHs.
22. Assistant Maintenance Engineer, MIS Unit, DGFP (Requested to upload this report to DGFP website (www.dgfp.gov.bd).
23. Country Project Director, SIAPS/MSH, House: 3, Road: No. 23B, Gulshan-1, Dhaka-1212.
24. Country Director, the World Bank, E-32, Agargaon, Sher-e-Banala Nagar, Dhaka-1207.
25. Team Leader, Population & Health Team, USAID, Madani Avenue, Baridhara, Dhaka.
26. Country Representative, UNFPA, IDB Bhaban, Agargaon, Sher-E-Bangla Nagar, Dhaka.
27. Managing Director, SMC, SMC Tower, 33 Banani C/A, Dhaka-1213.
28. Documentation Center, IEM Unit, Directorate General of Family Planning, 6 Kawran Bazar, Dhaka.
29. Responsible person of Dispatch Section, MIS Unit is requested to distribute the published 'Family Planning Monthly Logistics Report' to concerned Person/Office/Organization.
30. PA to Director General, Directorate General of Family Planning, 6 Kawran Bazar, Dhaka 1215.
31. Office copy, MIS, DGFP, 6 Kawran Bazar, Dhaka -1215.
32. Concerned Organization/Person.

Ajoy Ratan Barua
30.03.2018
(Ajoy Ratan Barua)
Deputy Director (MIS)

Table Of Contents

	Page
1. DGFP Stock Status Report	1-2
2. National Receipts Quantity by Product by Month	3
3. National Level Contraceptive Summary Report	4
4. Stock Status Report at Different Levels	5
5. Contraceptive Stock Status by Product at Upazila Store and Field	6-10
6. Contraceptive Stock Status by Product at Regional Warehouses/Upazila	11-31
7. Month-wise Consumption Trend	32-34
8. Report on Upazila and Warehouse Having Stock Out in last month	35

DGFP STOCK STATUS NOTES
(For Contraceptives)
Month: July 2018

CONDOM – Current national stock is 53.49 million pieces and this stock can be used up to March 2019.

- 2018-19: GoB (Rev) – Contract signed with EDCL for advance procurement of 175 million pcs, and received 32.86 million in May, June & July 2018 through Standing Board.
- UNFPA donation 10m: Out of 10m Central warehouse received 4.32m in June 2018 and rest amount is expecting by August 2018.

PILL – Current national stock of Oral Contraceptive Pill is 68.51 million cycles which will go up to June 2019.

- 2018-19: GoB (RPA) – 100 million cycles. IFT published. Tenders will be opened on 18.09.2018.

IUD – Current national stock is 0.114 million pcs and this stock can be used up to April 2019.

- Current status of 2017-18 procurement: 0.45 million sets – Product arrived at Chittagong warehouse. Waiting to receive by the standing board.
- Marie Stops donated 40,000 pcs. in July 2018. UNFPA will donate another 160,000 pcs.

INJECTABLES – Current stock of 11.67 million vials and that can be used up to August 2019.

- 2018-19: GOB (RPA) – 12.5 million vials. IFT published. Tenders will be opened on 18.09.2018.

IMPLANT – Current stock is 0.051 million sets and this can be used up to September 2018.

- 2018-19 procurement: RPA (GoB) – 0.165 million sets: IFT published and bid opening on 30th August.
- 2018 – 19 (GoB-Rev) - 0.22 million sets: IFT published. IFT published. Tenders will be opened on 24.09.2018.

You can also download the previous reports from <http://www.scmpbd.org/>

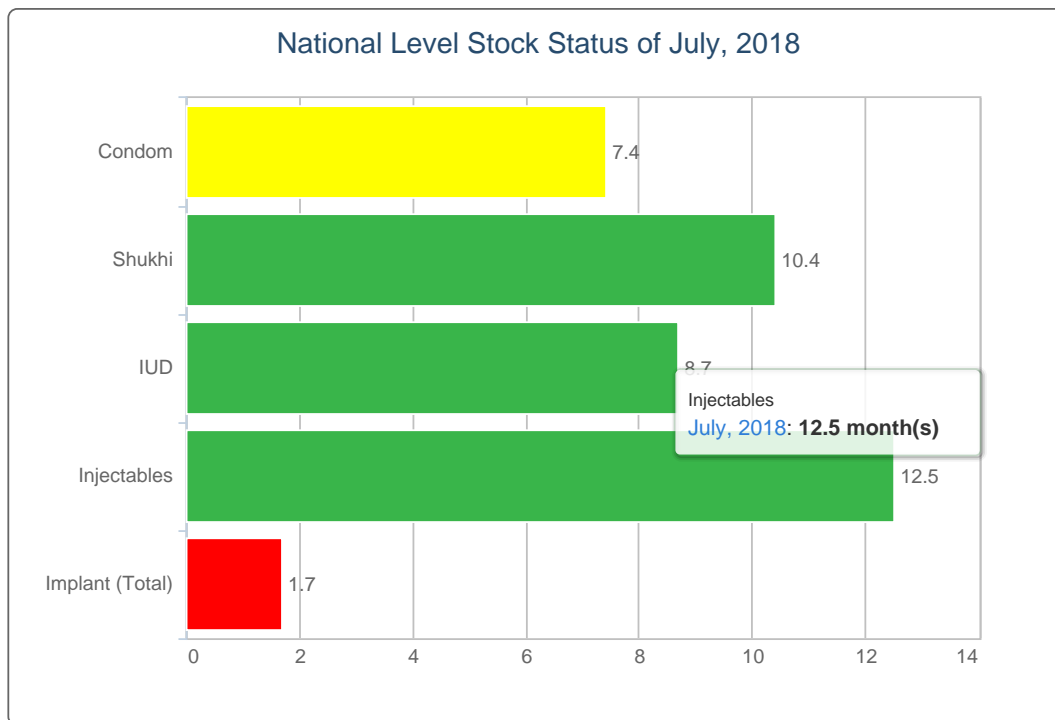
2. National Receipts Quantity by Product by Month

Contraceptive Received Report

Month: July, 2018

Item	Supplier	Receiver	Date Receipts	Qty
Condom	ESSENTIAL DRUGS CO. LTD.	Bogura RWH	31/07/18	14,025,600
	KHULNA ESSENTIAL LATEX PLANT((KELP)	Chattogram RWH	31/07/18	932,400
Total				14,958,000
IUD	MARIE STOPES CLINIC	Dhaka CWH	31/07/18	40,000
Total				40,000

3. National Level Contraceptive Summary Report

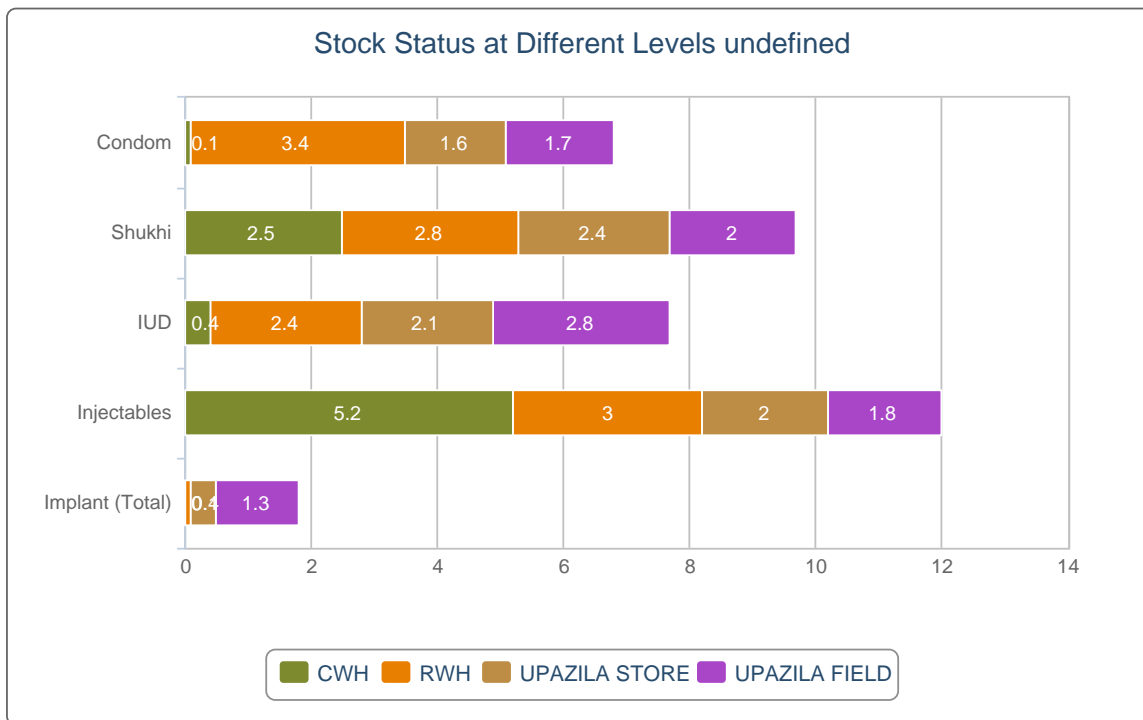


■ MOS less than 4.0
 ■ MOS 4.0 - 7.9
 ■ MOS 8.0 and above
 MOS = Month of Stock

National Level Stock Status of July, 2018

SL	Name of Products	Reported Consumption	Reported Closing Balance	Average Monthly Consumption	MOS
1	Condom	7,964,514	53,487,929	7,182,533	7.4
2	Shukhi	7,108,414	68,507,363	6,566,831	10.4
3	IUD	15,010	114,811	13,190	8.7
4	Injectables	979,378	11,675,196	932,524	12.5
5	Implant (Total)	30,704	51,435	30,551	1.7

4. Stock Status Report at Different Levels

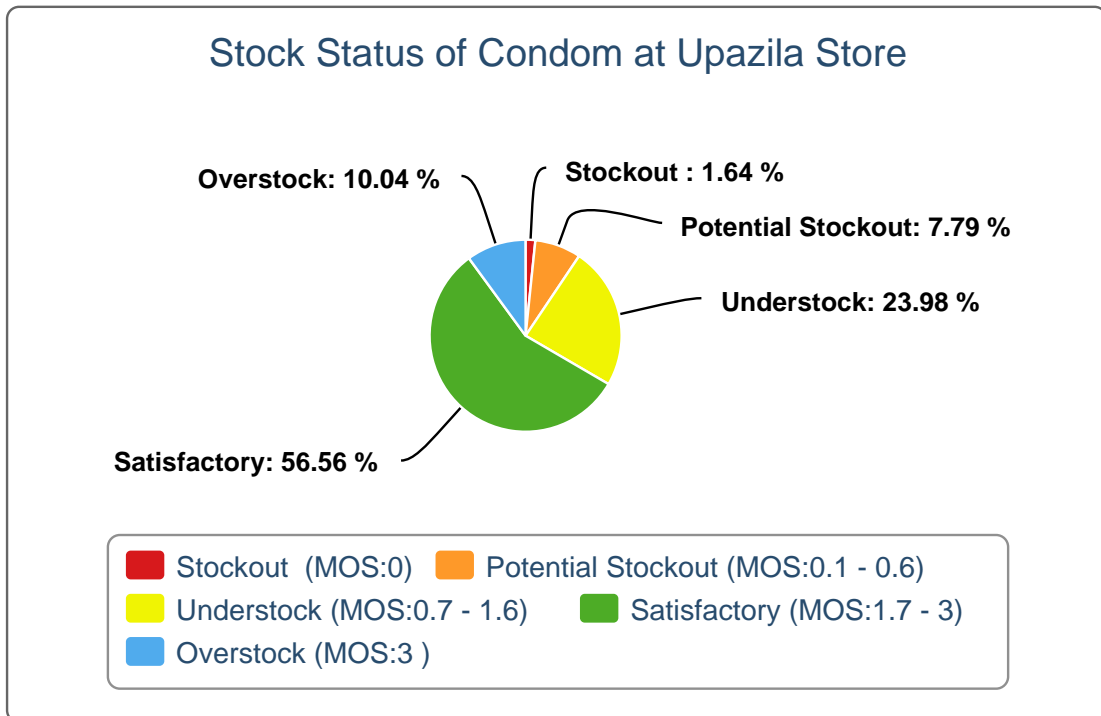


Stock Status at Different Levels July, 2018

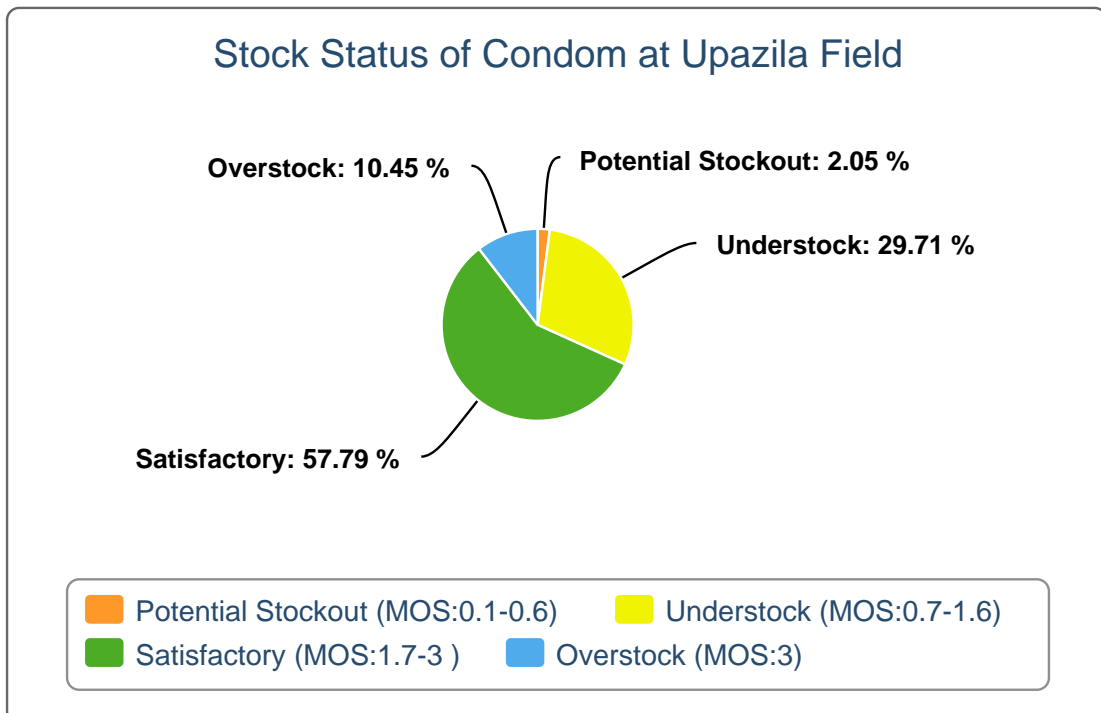
Products	Avg. Consump. of Last 6 Months	CWH Level	MOS	RWH Level	MOS	Upazila Level	MOS	Field Level	MOS	National Level	MOS
Condom	7,182,533	527,640	0.1	26,782,200	3.7	12,576,895	1.8	13,601,194	1.9	53,487,929	7.4
Shukhi	6,566,831	17,888,345	2.7	19,686,705	3	16,986,203	2.6	13,946,110	2.1	68,507,363	10.4
IUD	13,190	5,410	0.4	35,922	2.7	30,969	2.3	42,510	3.2	114,811	8.7
Injectables	932,524	5,075,885	5.4	2,935,200	3.1	1,929,075	2.1	1,735,036	1.9	11,675,196	12.5
Implant (Total)	30,551	150	0	1,593	0.1	10,850	0.4	38,842	1.3	51,435	1.7

5. Contraceptive Stock Status by Product at Upazila Store and Field

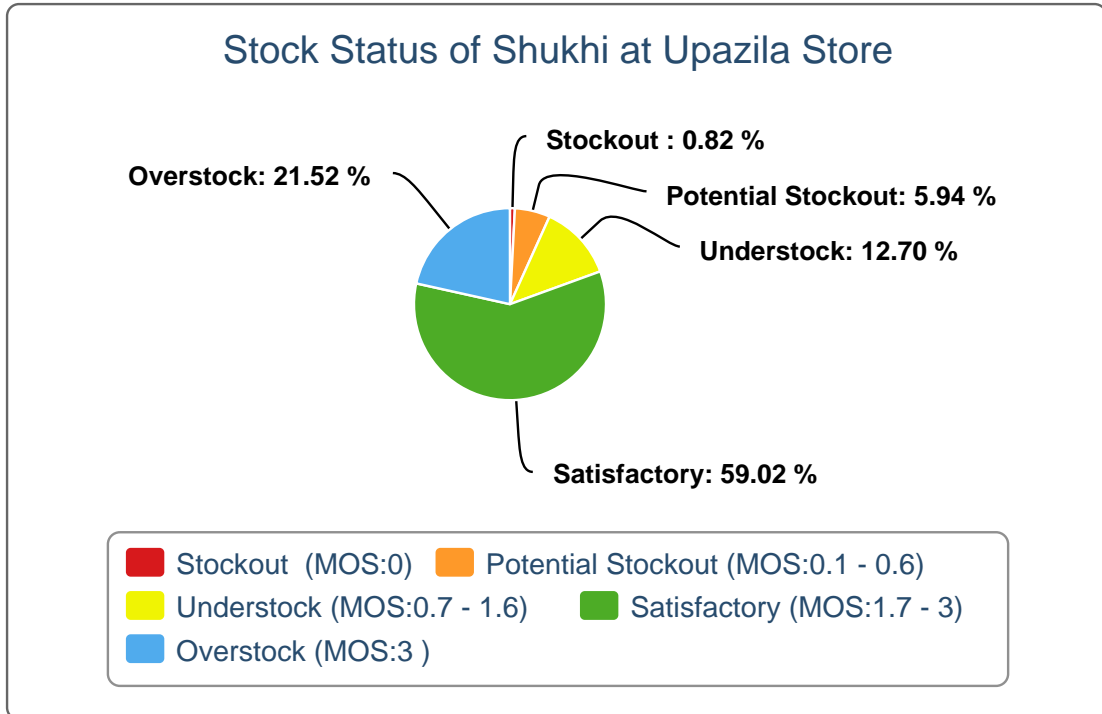
5(a).



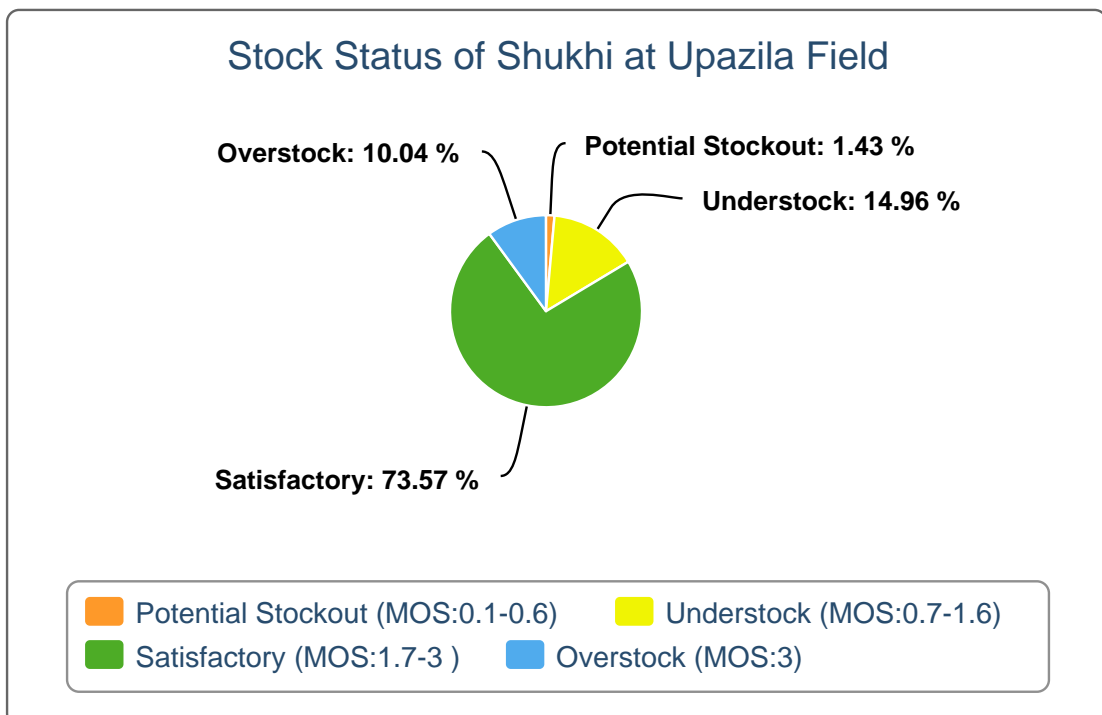
5(b).



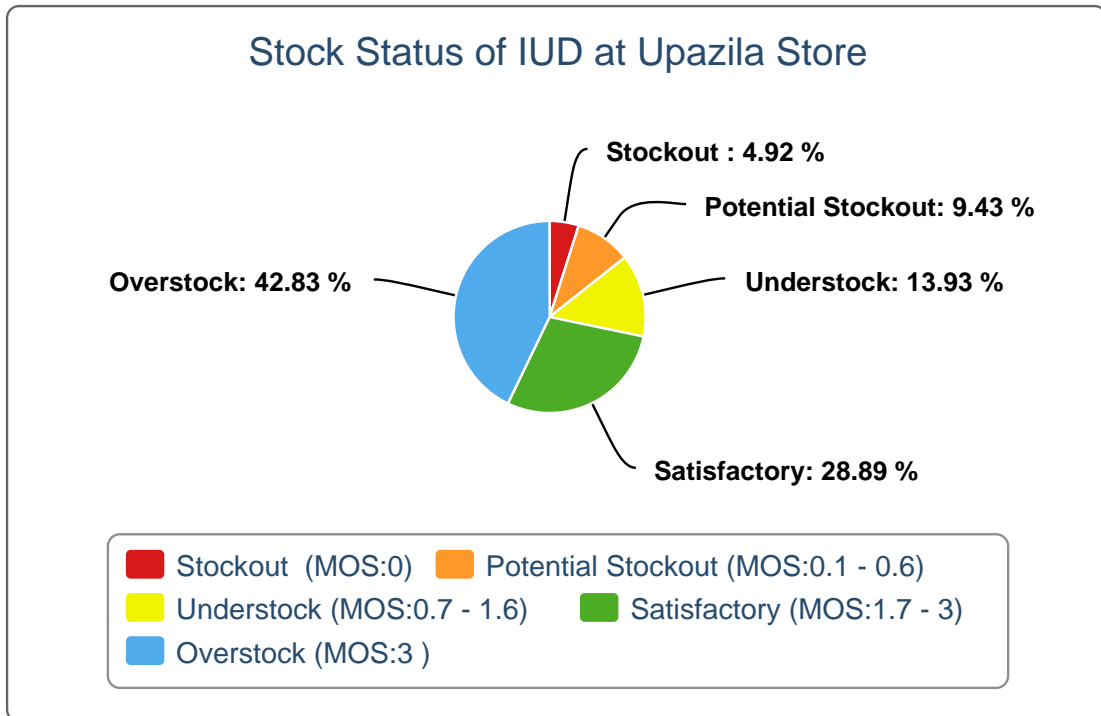
5(c).



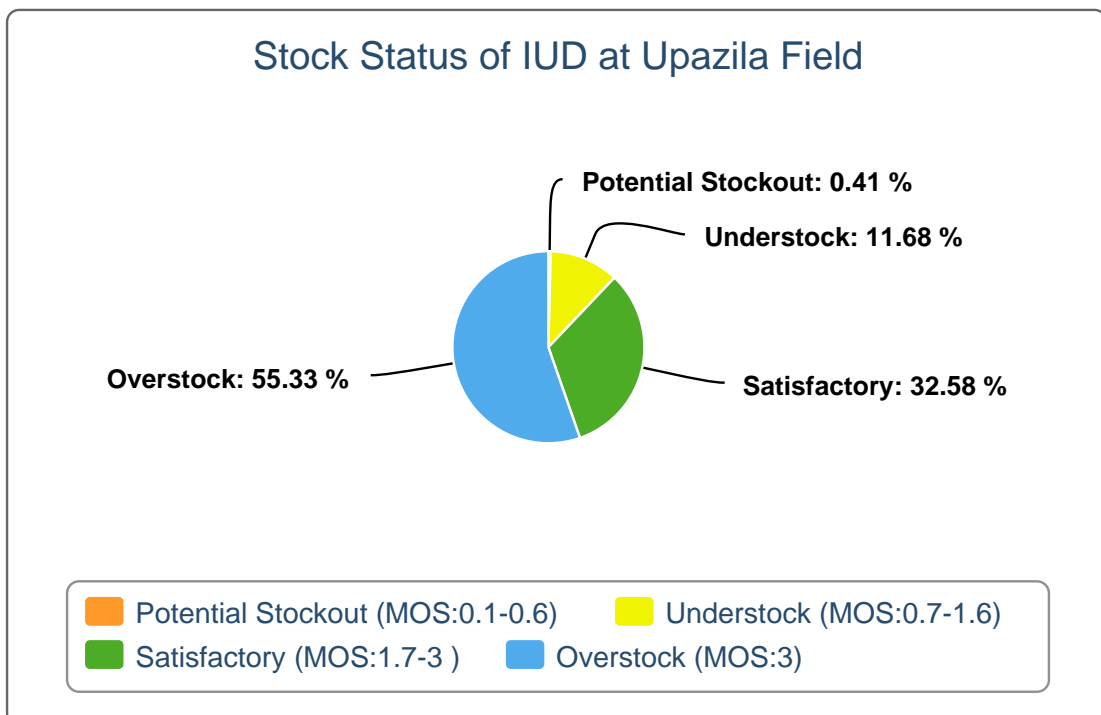
5(d).



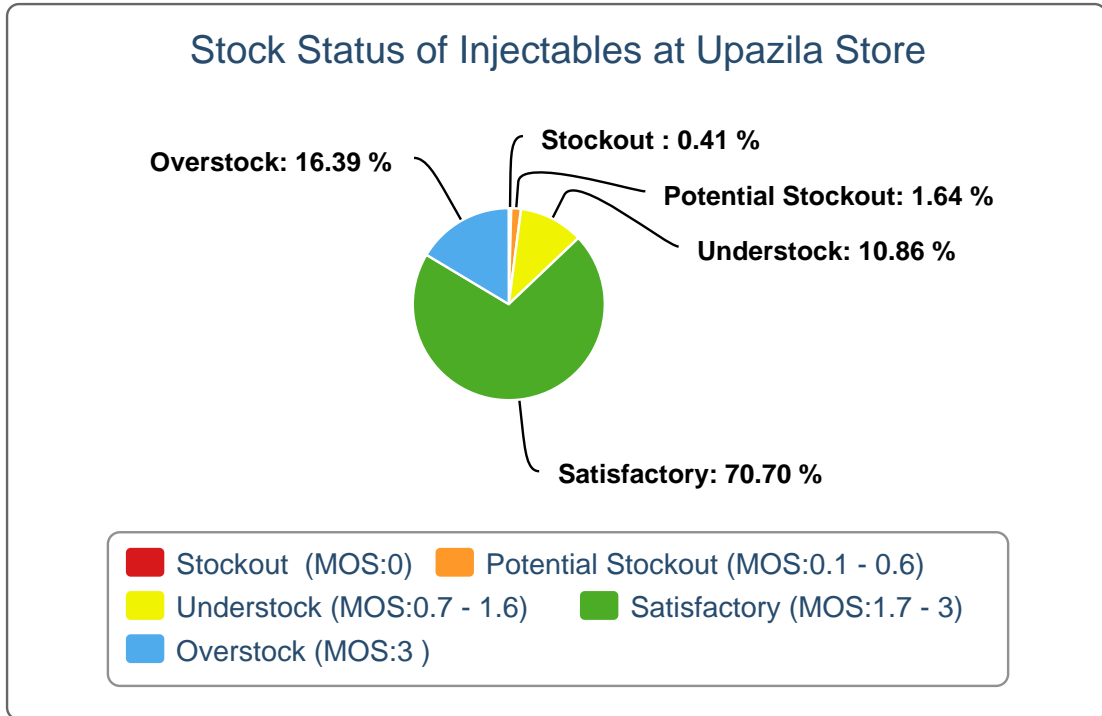
5(e).



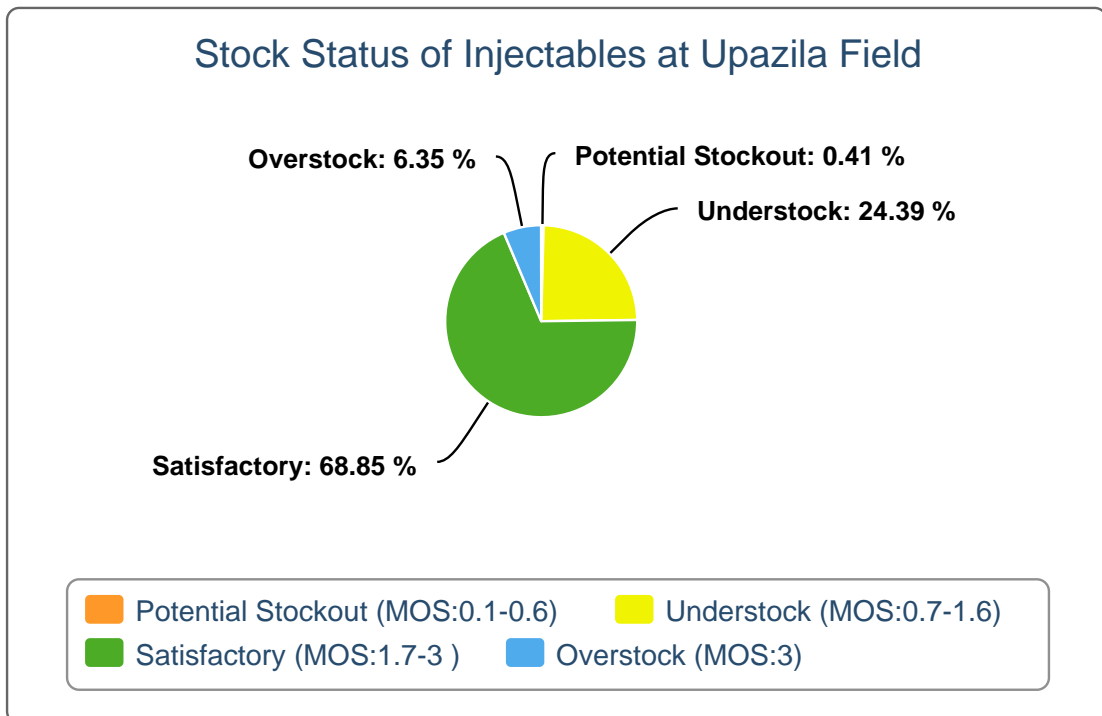
5(f).



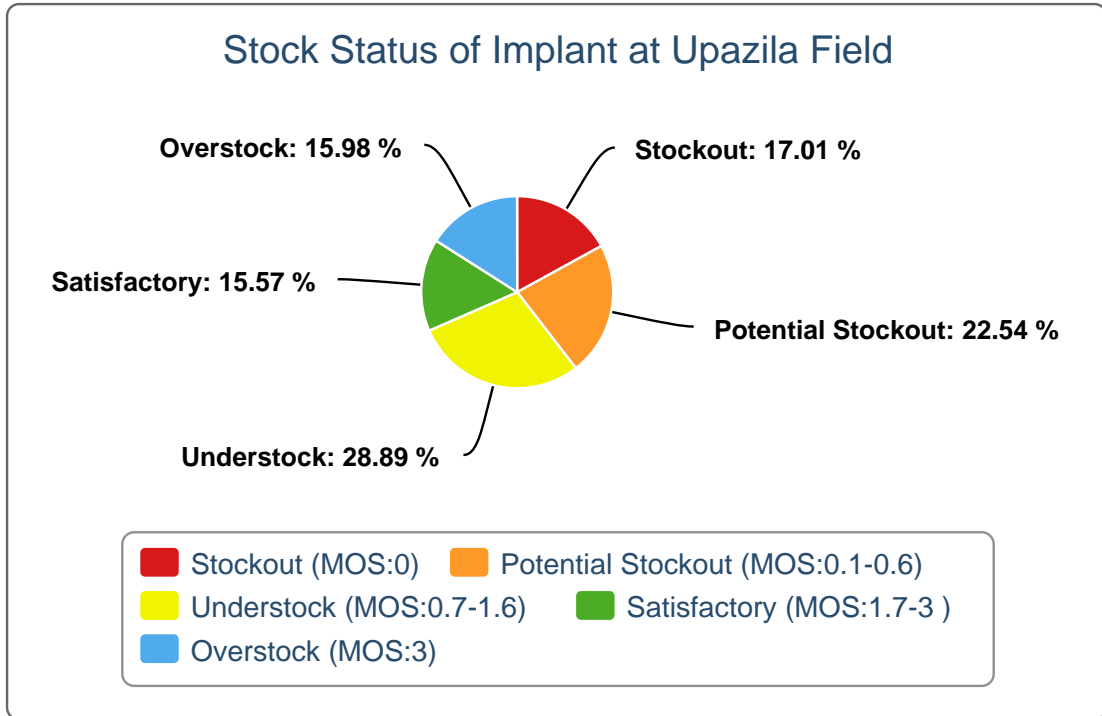
5(g).



5(h).



5(i).



6(a). Contraceptive Stock Status by Product at Regional Warehouses

SL	WH Name	Condom			Shukhi			IUD			Injectables			Implant		
		CBL	AMD	MOS	CBL	AMD	MOS	CBL	AMD	MOS	CBL	AMD	MOS	CBL	AMD	MOS
1	Bandarban RWH	86,400	33,953	2.5	73,440	21,036	3.5	450	93	4.8	3,000	3,174	0.9	0	191	0.0
2	Bhola RWH	327,600	99,039	3.3	705,600	83,573	8.4	2,250	205	11.0	31,000	38,773	0.8	72	370	0.2
3	Bogura RWH	2,371,000	457,041	5.2	717,760	404,415	1.8	3,500	640	5.5	229,200	32,618	7.0	0	2,371	0.0
4	Chattogram RWH	2,680,600	374,248	7.2	6,522,410	363,723	17.9	1,925	899	2.1	1,002,000	58,360	17.2	0	1,989	0.0
5	Cumilla RWH	326,600	395,968	0.8	370,800	389,427	1.0	3,200	1,297	2.5	137,000	66,629	2.1	28	1,970	0.0
6	Dhaka CWH	527,640	1,173,775	0.4	17,888,345	854,187	20.9	5,410	1,942	2.8	5,075,885	114,426	44.4	150	3,088	0.0
7	Dinajpur RWH	622,800	155,656	4.0	738,720	306,675	2.4	2,250	450	5.0	95,000	36,667	2.6	172	1,852	0.1
8	Faridpur RWH	1,123,200	558,639	2.0	963,360	352,379	2.7	1,565	974	1.6	257,000	46,403	5.5	5	1,980	0.0
9	Jamalpur RWH	637,200	189,113	3.4	1,000,800	210,612	4.8	1,348	380	3.5	135,300	30,199	4.5	0	970	0.0
10	Jashore RWH	500,400	377,753	1.3	551,520	254,093	2.2	2,550	557	4.6	112,700	46,188	2.4	2	1,241	0.0
11	Khulna RWH	13,941,200	602,991	23.1	2,377,770	401,872	5.9	1,810	810	2.2	59,500	44,224	1.3	30	1,747	0.0
12	Kushtia RWH	622,800	208,241	3.0	87,840	154,188	0.6	1,454	212	6.9	63,600	34,322	1.9	4	499	0.0
13	Mymensingh RWH	572,400	491,736	1.2	1,290,240	554,933	2.3	910	794	1.1	68,500	52,490	1.3	572	2,569	0.2
14	Noakhali RWH	237,600	197,285	1.2	326,880	189,398	1.7	2,180	422	5.2	58,000	39,812	1.5	520	1,124	0.5
15	Pabna RWH	514,800	340,607	1.5	859,680	350,737	2.5	1,100	634	1.7	104,000	46,556	2.2	100	1,081	0.1
16	Patuakhali RWH	356,400	116,148	3.1	14,400	154,159	0.1	1,100	309	3.6	70,200	25,087	2.8	31	823	0.0
17	Rajshahi RWH	1,004,400	472,712	2.1	161,280	312,984	0.5	2,065	444	4.7	146,700	37,738	3.9	0	1,130	0.0
18	Rangamati RWH	140,400	46,903	3.0	57,600	33,206	1.7	330	77	4.3	10,800	3,306	3.3	1	245	0.0
19	Rangpur RWH	93,600	368,614	0.3	1,016,205	530,546	1.9	2,875	1,045	2.8	191,000	100,400	1.9	0	2,558	0.0
20	Sylhet RWH	446,400	318,355	1.4	881,280	373,931	2.4	1,210	618	2.0	64,700	47,293	1.4	38	1,888	0.0
21	Tangail RWH	176,400	203,756	0.9	969,120	270,757	3.6	1,850	388	4.8	96,000	27,859	3.4	18	865	0.0

6(b). Contraceptive Stock Status by Product at Upazila

SL	Warehouse Name	Upazila Name	Condom			Shukhi			IUD			Injectables			Implant		
			CBL	AMD	MOS	CBL	AMD	MOS	CBL	AMD	MOS	CBL	AMD	MOS	CBL	AMD	MOS
1	Bandarban RWH	Alikadam	10,600	5,288	2.0	8,412	1,918	4.4	37	7	5.3	2,612	728	3.6	0	45	0.0
2	Bandarban RWH	Bandarban Sadar	8,700	4,905	1.8	9,240	4,096	2.3	44	31	1.4	1,764	655	2.7	0	34	0.0
3	Bandarban RWH	Lama	12,784	6,239	2.0	13,740	4,918	2.8	67	24	2.8	2,456	688	3.6	2	25	0.1
4	Bandarban RWH	Naikhongchhari	10,500	7,550	1.4	10,875	5,217	2.1	25	10	2.5	812	717	1.1	1	21	0.0
5	Bandarban RWH	Rowangchhari	8,900	2,188	4.1	10,705	1,947	5.5	43	5	8.6	869	191	4.5	0	25	0.0
6	Bandarban RWH	Ruma	11,400	5,270	2.2	6,060	1,506	4.0	28	7	4.0	637	123	5.2	4	10	0.4
7	Bandarban RWH	Thanchi	600	2,513	0.2	2,970	1,434	2.1	19	9	2.1	99	72	1.4	16	31	0.5
8	Bhola RWH	Bhola Sadar	26,500	11,563	2.3	19,530	9,953	2.0	114	42	2.7	11,100	5,112	2.2	79	92	0.9
9	Bhola RWH	Burhanuddin	9,400	4,411	2.1	14,235	7,393	1.9	75	15	5.0	3,991	1,601	2.5	124	65	1.9
10	Bhola RWH	Char Fasson	58,800	24,629	2.4	33,813	16,593	2.0	120	38	3.2	18,316	9,042	2.0	192	64	3.0
11	Bhola RWH	Daulat Khan	28,000	7,064	4.0	13,240	7,059	1.9	51	19	2.7	7,800	4,056	1.9	144	20	7.2
12	Bhola RWH	Hizla	22,500	9,293	2.4	11,700	5,224	2.2	31	13	2.4	3,409	1,509	2.3	72	17	4.2
13	Bhola RWH	Lalmohan	40,000	10,455	3.8	23,655	11,408	2.1	90	20	4.5	12,080	6,167	2.0	72	34	2.1
14	Bhola RWH	Manpura	6,152	3,530	1.7	6,528	2,711	2.4	15	9	1.7	3,661	1,944	1.9	72	21	3.4
15	Bhola RWH	Mehendiganj	32,800	14,048	2.3	25,950	10,760	2.4	75	22	3.4	8,864	4,434	2.0	72	12	6.0
16	Bhola RWH	Muladi	4,000	7,739	0.5	4,375	7,152	0.6	48	12	4.0	3,747	1,972	1.9	0	18	0.0
17	Bhola RWH	Tazumuddin	25,400	6,307	4.0	10,540	5,320	2.0	40	15	2.7	5,250	2,936	1.8	144	27	5.3
18	Bogura RWH	Adamdighi	22,800	9,198	2.5	27,795	7,310	3.8	56	21	2.7	1,188	450	2.6	0	40	0.0
19	Bogura RWH	Akkelpur	31,800	4,538	7.0	12,430	5,540	2.2	81	15	5.4	1,149	461	2.5	0	63	0.0
20	Bogura RWH	Atrai	29,200	8,771	3.3	18,845	12,609	1.5	3	10	0.3	1,349	482	2.8	1	66	0.0
21	Bogura RWH	Badalgachhi	25,700	13,301	1.9	18,435	14,722	1.3	1	11	0.1	7,643	1,740	4.4	144	49	2.9
22	Bogura RWH	Bogura Sadar	20,240	37,656	0.5	8,310	17,300	0.5	25	72	0.3	3,603	2,580	1.4	205	219	0.9
23	Bogura RWH	Dhamoirhat	18,100	6,215	2.9	19,988	8,709	2.3	65	19	3.4	2,240	894	2.5	0	44	0.0
24	Bogura RWH	Dhunat	54,900	28,442	1.9	41,330	19,803	2.1	105	20	5.3	4,398	2,094	2.1	0	95	0.0
25	Bogura RWH	Dhupchanchia	28,000	6,083	4.6	24,315	8,166	3.0	81	22	3.7	2,050	723	2.8	0	118	0.0

SL	Warehouse Name	Upazila Name	Condom			Shukhi			IUD			Injectables			Implant		
			CBL	AMD	MOS	CBL	AMD	MOS	CBL	AMD	MOS	CBL	AMD	MOS	CBL	AMD	MOS
26	Bogura RWH	Gabtali	72,300	33,234	2.2	41,535	19,399	2.1	71	15	4.7	4,039	2,555	1.6	0	88	0.0
27	Bogura RWH	Ghoraghat	13,800	5,445	2.5	17,130	7,172	2.4	2	18	0.1	1,125	405	2.8	0	30	0.0
28	Bogura RWH	Hakimpur	14,600	7,684	1.9	13,326	7,092	1.9	24	12	2.0	1,090	454	2.4	108	37	2.9
29	Bogura RWH	Joypurhat Sadar	28,800	15,621	1.8	33,543	12,910	2.6	100	67	1.5	2,750	1,214	2.3	62	193	0.3
30	Bogura RWH	Kahaloo	36,400	17,164	2.1	46,635	11,999	3.9	65	24	2.7	3,032	882	3.4	0	123	0.0
31	Bogura RWH	Kalai	4,940	4,046	1.2	48,705	8,182	6.0	14	7	2.0	1,480	438	3.4	0	28	0.0
32	Bogura RWH	Khetlal	11,200	7,223	1.6	12,120	5,213	2.3	28	9	3.1	562	213	2.6	0	40	0.0
33	Bogura RWH	Mahadebpur	22,700	14,828	1.5	22,185	17,839	1.2	5	18	0.3	2,040	955	2.1	216	97	2.2
34	Bogura RWH	Manda	32,400	18,766	1.7	33,120	32,421	1.0	56	51	1.1	4,685	1,830	2.6	24	62	0.4
35	Bogura RWH	Nandigram	13,800	7,899	1.7	17,625	12,348	1.4	11	4	2.8	1,648	358	4.6	92	49	1.9
36	Bogura RWH	Naogaon Sadar	28,728	21,764	1.3	27,075	19,458	1.4	16	31	0.5	1,897	1,378	1.4	0	79	0.0
37	Bogura RWH	Niamatpur	57,100	11,355	5.0	28,830	12,481	2.3	3	17	0.2	3,420	870	3.9	48	74	0.6
38	Bogura RWH	Panchbibi	23,590	10,425	2.3	19,917	9,277	2.1	75	13	5.8	1,183	685	1.7	0	102	0.0
39	Bogura RWH	Patnitala	23,200	8,453	2.7	20,807	9,017	2.3	37	12	3.1	1,189	487	2.4	2	74	0.0
40	Bogura RWH	Porsha	12,300	11,120	1.1	21,600	10,310	2.1	26	11	2.4	1,100	475	2.3	144	27	5.3
41	Bogura RWH	Raninagar	20,712	11,870	1.7	16,380	13,240	1.2	40	9	4.4	2,023	527	3.8	72	33	2.2
42	Bogura RWH	Sapahar	21,618	8,485	2.5	5,475	10,976	0.5	26	7	3.7	1,280	939	1.4	144	33	4.4
43	Bogura RWH	Sariakandi	36,528	12,010	3.0	18,600	8,879	2.1	81	21	3.9	2,529	1,089	2.3	0	118	0.0
44	Bogura RWH	Shajahanpur	12,100	36,250	0.3	20,025	16,529	1.2	7	25	0.3	1,692	1,055	1.6	0	100	0.0
45	Bogura RWH	Sherpur	72,500	31,659	2.3	39,001	21,054	1.9	72	17	4.2	3,815	1,559	2.4	0	99	0.0
46	Bogura RWH	Shibganj	5,300	25,648	0.2	28,620	24,136	1.2	1	28	0.0	2,700	3,684	0.7	0	90	0.0
47	Bogura RWH	Sonatola	14,400	21,888	0.7	18,705	20,324	0.9	0	34	0.0	1,417	1,142	1.2	30	101	0.3
48	Chattogram RWH	Anowara	21,900	9,258	2.4	24,735	12,076	2.0	179	22	8.1	1,994	912	2.2	100	49	2.0
49	Chattogram RWH	Banshkhali	39,700	13,540	2.9	32,850	14,934	2.2	190	20	9.5	5,193	2,365	2.2	102	48	2.1
50	Chattogram RWH	Boalkhali	20,400	7,819	2.6	23,369	10,969	2.1	155	30	5.2	1,236	561	2.2	100	37	2.7

SL	Warehouse Name	Upazila Name	Condom			Shukhi			IUD			Injectables			Implant		
			CBL	AMD	MOS	CBL	AMD	MOS	CBL	AMD	MOS	CBL	AMD	MOS	CBL	AMD	MOS
51	Chattogram RWH	Chakaria	30,200	13,173	2.3	34,290	16,906	2.0	205	30	6.8	8,614	4,128	2.1	0	111	0.0
52	Chattogram RWH	Chandanaish	57,000	8,801	6.5	28,965	10,035	2.9	46	35	1.3	2,831	902	3.1	20	42	0.5
53	Chattogram RWH	Cox's Bazar Sadar	43,500	19,522	2.2	42,510	20,612	2.1	225	36	6.3	6,505	2,926	2.2	40	101	0.4
54	Chattogram RWH	Dighinala	17,700	8,774	2.0	17,130	8,387	2.0	50	11	4.5	1,900	921	2.1	20	25	0.8
55	Chattogram RWH	Double Mooring	50,244	35,774	1.4	25,670	13,140	2.0	227	76	3.0	11,768	4,862	2.4	129	165	0.8
56	Chattogram RWH	Fatikchhari	31,200	19,362	1.6	39,390	19,203	2.1	73	29	2.5	5,313	2,439	2.2	0	120	0.0
57	Chattogram RWH	Hathazari	55,100	25,309	2.2	39,735	18,574	2.1	119	24	5.0	3,060	1,424	2.1	0	45	0.0
58	Chattogram RWH	Khagrachhari Sadar	22,200	6,941	3.2	11,985	5,855	2.0	151	39	3.9	1,042	696	1.5	5	38	0.1
59	Chattogram RWH	Kutubdia	33,800	3,698	9.1	25,185	4,406	5.7	67	15	4.5	4,220	1,339	3.2	72	73	1.0
60	Chattogram RWH	Lakshmichhari	16,000	1,990	8.0	10,380	2,712	3.8	60	13	4.6	213	104	2.0	27	12	2.3
61	Chattogram RWH	Lohagara	15,248	5,241	2.9	19,514	9,422	2.1	98	16	6.1	3,019	1,499	2.0	82	42	2.0
62	Chattogram RWH	Mahalchhari	10,700	3,417	3.1	10,410	4,370	2.4	44	5	8.8	804	362	2.2	0	35	0.0
63	Chattogram RWH	Maheshkhali	19,040	7,216	2.6	36,525	17,749	2.1	33	35	0.9	5,800	2,916	2.0	20	82	0.2
64	Chattogram RWH	Manikchhari	6,100	1,497	4.1	5,310	1,922	2.8	37	3	12.3	1,253	505	2.5	35	30	1.2
65	Chattogram RWH	Matiranga	15,000	6,978	2.1	13,830	7,203	1.9	114	21	5.4	2,004	939	2.1	42	25	1.7
66	Chattogram RWH	Mirsharai	18,900	11,792	1.6	37,099	15,813	2.3	181	40	4.5	4,904	2,312	2.1	0	73	0.0
67	Chattogram RWH	Panchhari	17,400	3,069	5.7	15,015	4,208	3.6	21	3	7.0	550	229	2.4	0	26	0.0
68	Chattogram RWH	Panchlaish	37,030	26,648	1.4	22,325	10,374	2.2	246	84	2.9	8,140	3,697	2.2	13	159	0.1
69	Chattogram RWH	Patiya	30,400	16,900	1.8	43,965	19,948	2.2	110	65	1.7	4,770	2,161	2.2	0	124	0.0
70	Chattogram RWH	Pekua	11,100	5,270	2.1	12,285	6,172	2.0	23	14	1.6	3,729	1,881	2.0	50	47	1.1
71	Chattogram RWH	Ramgarh	7,400	3,097	2.4	8,865	4,211	2.1	22	5	4.4	577	261	2.2	24	50	0.5
72	Chattogram RWH	Ramu	19,600	9,683	2.0	24,315	9,859	2.5	161	26	6.2	6,039	2,612	2.3	0	79	0.0
73	Chattogram RWH	Rangunia	49,600	17,864	2.8	34,365	15,861	2.2	151	34	4.4	4,244	1,912	2.2	0	50	0.0
74	Chattogram RWH	Raozan	32,148	15,935	2.0	31,250	14,490	2.2	52	24	2.2	2,694	1,300	2.1	2	51	0.0
75	Chattogram RWH	Sandwip	22,766	9,906	2.3	46,545	11,005	4.2	174	22	7.9	8,804	1,638	5.4	72	62	1.2

SL	Warehouse Name	Upazila Name	Condom			Shukhi			IUD			Injectables			Implant		
			CBL	AMD	MOS	CBL	AMD	MOS	CBL	AMD	MOS	CBL	AMD	MOS	CBL	AMD	MOS
76	Chattogram RWH	Satkania	27,600	9,309	3.0	22,815	11,468	2.0	94	25	3.8	2,106	962	2.2	0	49	0.0
77	Chattogram RWH	Sitakunda	48,100	19,079	2.5	31,940	14,942	2.1	208	43	4.8	3,765	1,790	2.1	0	55	0.0
78	Chattogram RWH	Teknaf	75,980	21,259	3.6	51,135	20,358	2.5	237	42	5.6	17,257	5,847	3.0	24	47	0.5
79	Chattogram RWH	Ukhia	43,400	6,127	7.1	22,935	6,539	3.5	96	12	8.0	9,155	1,958	4.7	100	37	2.7
80	Cumilla RWH	Akhaura	9,260	6,271	1.5	40,065	5,296	7.6	138	11	12.5	4,504	785	5.7	10	19	0.5
81	Cumilla RWH	Ashuganj	1,800	12,016	0.1	19,095	6,992	2.7	75	29	2.6	5,020	1,116	4.5	5	35	0.1
82	Cumilla RWH	Banchhampur	400	15,155	0.0	4,920	11,156	0.4	107	48	2.2	10	2,774	0.0	28	55	0.5
83	Cumilla RWH	Barura	3,700	13,873	0.3	1,025	19,603	0.1	4	66	0.1	5,778	3,010	1.9	50	89	0.6
84	Cumilla RWH	Bijoyagar	26,300	9,638	2.7	16,956	10,659	1.6	95	12	7.9	3,428	1,766	1.9	25	29	0.9
85	Cumilla RWH	Brahman Para	800	4,734	0.2	1,185	8,424	0.1	2	40	0.1	4,131	803	5.1	5	49	0.1
86	Cumilla RWH	Brahmanbaria Sadar	500	21,323	0.0	46,680	14,180	3.3	84	55	1.5	5,120	2,875	1.8	50	90	0.6
87	Cumilla RWH	Burichang	0	11,083	0.0	135	15,985	0.0	75	55	1.4	1,692	2,004	0.8	2	99	0.0
88	Cumilla RWH	Chandina	19,300	14,379	1.3	8,630	15,023	0.6	85	44	1.9	5,056	2,592	2.0	1	43	0.0
89	Cumilla RWH	Chandpur Sadar	33,600	15,168	2.2	27,665	13,304	2.1	27	80	0.3	6,884	2,333	3.0	70	79	0.9
90	Cumilla RWH	Chauddagam	700	18,232	0.0	1,065	20,498	0.1	165	38	4.3	2,722	3,657	0.7	0	64	0.0
91	Cumilla RWH	Cumilla Adarsha Sadar	20,400	19,228	1.1	7,065	18,361	0.4	0	121	0.0	6,954	3,176	2.2	104	145	0.7
92	Cumilla RWH	Cumilla Sadar Dakshin	10,200	10,346	1.0	0	18,158	0.0	0	59	0.0	7,267	2,683	2.7	0	76	0.0
93	Cumilla RWH	Daudkandi	27,800	13,551	2.1	14,235	11,202	1.3	56	62	0.9	6,167	1,964	3.1	100	59	1.7
94	Cumilla RWH	Debidwar	35,700	18,995	1.9	25,590	17,215	1.5	141	82	1.7	6,506	2,662	2.4	0	73	0.0
95	Cumilla RWH	Faridganj	36,500	10,737	3.4	39,150	10,897	3.6	125	29	4.3	4,890	2,591	1.9	100	64	1.6
96	Cumilla RWH	Haim Char	11,000	2,921	3.8	10,860	4,617	2.4	59	3	19.7	2,117	669	3.2	50	15	3.3
97	Cumilla RWH	Hajiganj	55,741	8,083	6.9	76,969	9,521	8.1	139	18	7.7	6,671	2,180	3.1	0	31	0.0
98	Cumilla RWH	Homna	25,600	9,708	2.6	23,445	8,067	2.9	101	35	2.9	5,519	1,247	4.4	100	32	3.1
99	Cumilla RWH	Kachua	21,600	20,950	1.0	39,495	14,316	2.8	138	34	4.1	1,709	3,356	0.5	100	36	2.8
100	Cumilla RWH	Kasba	1,300	7,816	0.2	1,095	13,318	0.1	110	25	4.4	3,873	1,396	2.8	0	41	0.0

SL	Warehouse Name	Upazila Name	Condom			Shukhi			IUD			Injectables			Implant		
			CBL	AMD	MOS	CBL	AMD	MOS	CBL	AMD	MOS	CBL	AMD	MOS	CBL	AMD	MOS
101	Cumilla RWH	Laksam	28,013	9,808	2.9	26,175	9,197	2.8	60	46	1.3	3,628	1,768	2.1	2	59	0.0
102	Cumilla RWH	Manoharganj	21,700	10,973	2.0	8,535	8,333	1.0	105	22	4.8	2,390	1,349	1.8	50	45	1.1
103	Cumilla RWH	Matlab Dakshin	22,498	7,746	2.9	42,612	5,773	7.4	90	18	5.0	5,997	1,277	4.7	0	35	0.0
104	Cumilla RWH	Matlab Uttar	24,400	14,284	1.7	21,060	13,498	1.6	93	18	5.2	6,176	1,564	3.9	0	74	0.0
105	Cumilla RWH	Meghna	26,800	5,331	5.0	24,720	4,241	5.8	50	15	3.3	2,583	818	3.2	40	27	1.5
106	Cumilla RWH	Muradnagar	36,200	27,715	1.3	15,030	18,985	0.8	143	70	2.0	6,601	2,928	2.3	0	149	0.0
107	Cumilla RWH	Nabinagar	36,000	16,827	2.1	10,521	16,651	0.6	116	19	6.1	6,645	2,486	2.7	300	74	4.1
108	Cumilla RWH	Nangalkot	25,600	10,968	2.3	15,240	11,132	1.4	80	48	1.7	6,323	2,338	2.7	0	106	0.0
109	Cumilla RWH	Nasirnagar	35,400	7,022	5.0	17,040	11,110	1.5	170	25	6.8	5,481	1,334	4.1	100	47	2.1
110	Cumilla RWH	Sarail	21,100	7,425	2.8	32,145	11,848	2.7	80	22	3.6	4,774	1,607	3.0	0	60	0.0
111	Cumilla RWH	Shahrasti	25,400	4,341	5.9	20,190	6,905	2.9	137	13	10.5	4,771	2,133	2.2	50	40	1.3
112	Cumilla RWH	Titas	18,600	9,321	2.0	41,445	4,962	8.4	48	35	1.4	3,038	1,388	2.2	150	31	4.8
113	Dhaka CWH	Araihazar	39,600	14,373	2.8	64,590	20,007	3.2	136	51	2.7	3,840	2,310	1.7	0	93	0.0
114	Dhaka CWH	Bandar	4,300	40,395	0.1	57,660	18,078	3.2	81	46	1.8	5,562	2,616	2.1	0	66	0.0
115	Dhaka CWH	Belabo	27,300	11,962	2.3	39,780	11,420	3.5	54	25	2.2	3,126	1,226	2.5	0	50	0.0
116	Dhaka CWH	Daulatpur	25,200	11,516	2.2	23,655	10,599	2.2	50	12	4.2	2,134	990	2.2	0	50	0.0
117	Dhaka CWH	Dhamrai	37,300	22,414	1.7	247,428	24,138	10.3	30	64	0.5	4,055	1,824	2.2	0	70	0.0
118	Dhaka CWH	Dohar	22,952	12,119	1.9	21,633	8,181	2.6	50	20	2.5	1,523	687	2.2	0	56	0.0
119	Dhaka CWH	Gazaria	12,000	5,782	2.1	12,590	6,360	2.0	18	8	2.3	989	553	1.8	190	13	14.6
120	Dhaka CWH	Gazipur Sadar	29,700	46,190	0.6	62,595	29,378	2.1	147	62	2.4	6,774	2,850	2.4	10	123	0.1
121	Dhaka CWH	Ghior	37,700	20,227	1.9	59,100	10,733	5.5	50	11	4.5	2,293	1,092	2.1	0	48	0.0
122	Dhaka CWH	Harirampur	25,800	11,270	2.3	20,910	6,332	3.3	72	11	6.5	1,417	593	2.4	100	72	1.4
123	Dhaka CWH	Kaliakair	26,300	16,607	1.6	37,965	17,540	2.2	137	21	6.5	1,341	621	2.2	0	69	0.0
124	Dhaka CWH	Kaliganj	59,800	30,723	1.9	36,860	16,251	2.3	89	21	4.2	2,703	1,304	2.1	50	21	2.4
125	Dhaka CWH	Kapasia	14,700	16,707	0.9	31,835	16,032	2.0	90	24	3.8	1,855	823	2.3	0	40	0.0

SL	Warehouse Name	Upazila Name	Condom			Shukhi			IUD			Injectables			Implant		
			CBL	AMD	MOS	CBL	AMD	MOS	CBL	AMD	MOS	CBL	AMD	MOS	CBL	AMD	MOS
126	Dhaka CWH	Keraniganj	80,128	48,474	1.7	80,570	30,368	2.7	250	157	1.6	11,518	4,336	2.7	200	131	1.5
127	Dhaka CWH	Lohajang	25,200	13,002	1.9	21,990	8,954	2.5	20	20	1.0	2,009	1,058	1.9	0	39	0.0
128	Dhaka CWH	Manikganj Sadar	48,300	34,642	1.4	64,245	17,148	3.7	67	30	2.2	4,335	2,184	2.0	0	93	0.0
129	Dhaka CWH	Manohardi	24,400	19,629	1.2	32,008	15,246	2.1	61	44	1.4	5,120	2,569	2.0	0	45	0.0
130	Dhaka CWH	Mirpur	21,900	115,920	0.2	105,300	48,084	2.2	175	189	0.9	4,380	12,234	0.4	10	325	0.0
131	Dhaka CWH	Munshiganj Sadar	42,886	26,096	1.6	69,552	17,793	3.9	68	24	2.8	4,110	1,696	2.4	20	50	0.4
132	Dhaka CWH	Narayanganj Sadar	128,400	56,028	2.3	89,040	54,522	1.6	250	72	3.5	18,357	8,846	2.1	27	150	0.2
133	Dhaka CWH	Narsingdi Sadar	117,634	63,530	1.9	121,180	58,900	2.1	249	115	2.2	16,124	9,716	1.7	2	124	0.0
134	Dhaka CWH	Nawabganj	45,900	20,987	2.2	29,346	12,483	2.4	103	26	4.0	2,270	1,037	2.2	0	64	0.0
135	Dhaka CWH	Palash	11,600	8,911	1.3	31,875	10,487	3.0	50	29	1.7	3,054	1,233	2.5	0	37	0.0
136	Dhaka CWH	Roypura	90,000	46,333	1.9	47,295	20,866	2.3	203	86	2.4	12,724	5,780	2.2	301	21	14.3
137	Dhaka CWH	Rupganj	75,700	37,593	2.0	69,685	34,594	2.0	135	40	3.4	7,121	3,357	2.1	0	58	0.0
138	Dhaka CWH	Saturia	15,300	7,203	2.1	15,210	7,630	2.0	59	26	2.3	1,387	729	1.9	0	54	0.0
139	Dhaka CWH	Savar	4,600	49,633	0.1	144,705	38,352	3.8	120	79	1.5	7,918	4,069	1.9	0	82	0.0
140	Dhaka CWH	Serajdikhan	36,700	21,358	1.7	40,235	19,458	2.1	69	36	1.9	3,278	1,590	2.1	300	32	9.4
141	Dhaka CWH	Shibalaya	25,200	12,014	2.1	69,120	9,496	7.3	53	16	3.3	2,775	1,432	1.9	0	41	0.0
142	Dhaka CWH	Shibpur	20,400	21,037	1.0	37,843	18,012	2.1	99	48	2.1	5,873	2,619	2.2	0	90	0.0
143	Dhaka CWH	Singair	51,000	20,375	2.5	57,070	13,841	4.1	83	18	4.6	2,471	1,048	2.4	0	43	0.0
144	Dhaka CWH	Sonargaon	53,700	24,139	2.2	60,855	22,310	2.7	89	31	2.9	6,271	2,946	2.1	0	80	0.0
145	Dhaka CWH	Sreenagar	57,900	28,654	2.0	46,905	24,365	1.9	69	37	1.9	4,370	1,980	2.2	100	33	3.0
146	Dhaka CWH	Sreepur	55,800	25,246	2.2	52,827	27,402	1.9	80	28	2.9	3,957	2,046	1.9	128	99	1.3
147	Dhaka CWH	Tejgaon	154,700	165,530	0.9	1,133,160	126,603	9.0	559	348	1.6	815	22,294	0.0	1	464	0.0
148	Dhaka CWH	Tongi	65,400	35,904	1.8	28,585	12,990	2.2	190	57	3.3	3,364	1,694	2.0	95	137	0.7
149	Dhaka CWH	Tongibari	21,300	11,252	1.9	101,115	9,234	11.0	21	10	2.1	1,058	444	2.4	0	25	0.0
150	Dinajpur RWH	Atwari	13,900	5,942	2.3	24,497	10,450	2.3	54	15	3.6	3,170	1,051	3.0	0	32	0.0

SL	Warehouse Name	Upazila Name	Condom			Shukhi			IUD			Injectables			Implant		
			CBL	AMD	MOS	CBL	AMD	MOS	CBL	AMD	MOS	CBL	AMD	MOS	CBL	AMD	MOS
151	Dinajpur RWH	Baliadangi	13,400	3,383	4.0	46,320	8,448	5.5	40	4	10.0	5,506	1,909	2.9	0	44	0.0
152	Dinajpur RWH	Biral	23,500	10,020	2.3	35,685	15,889	2.2	55	17	3.2	3,556	1,451	2.5	0	100	0.0
153	Dinajpur RWH	Birampur	13,200	4,364	3.0	35,670	6,833	5.2	61	16	3.8	1,528	390	3.9	0	52	0.0
154	Dinajpur RWH	Birganj	17,600	7,451	2.4	68,030	21,609	3.1	78	32	2.4	5,269	1,603	3.3	0	126	0.0
155	Dinajpur RWH	Bochaganj	14,912	5,678	2.6	23,577	11,591	2.0	76	30	2.5	1,724	742	2.3	34	84	0.4
156	Dinajpur RWH	Boda	12,900	5,991	2.2	42,780	19,193	2.2	61	18	3.4	6,189	2,475	2.5	0	130	0.0
157	Dinajpur RWH	Chirirbandar	13,100	4,961	2.6	52,095	14,971	3.5	42	21	2.0	3,296	1,195	2.8	0	100	0.0
158	Dinajpur RWH	Debiganj	14,000	8,660	1.6	47,130	25,347	1.9	35	30	1.2	5,335	3,383	1.6	0	61	0.0
159	Dinajpur RWH	Dinajpur Sadar	41,300	19,347	2.1	73,545	19,744	3.7	171	48	3.6	9,840	3,796	2.6	10	258	0.0
160	Dinajpur RWH	Fulbari	11,400	4,187	2.7	30,465	6,258	4.9	81	20	4.1	1,333	202	6.6	0	61	0.0
161	Dinajpur RWH	Haripur	20,600	4,860	4.2	22,560	9,000	2.5	30	5	6.0	4,202	1,318	3.2	0	29	0.0
162	Dinajpur RWH	Kaharole	11,300	3,166	3.6	19,718	8,743	2.3	47	12	3.9	2,480	658	3.8	0	83	0.0
163	Dinajpur RWH	Khansama	9,660	3,851	2.5	30,225	12,908	2.3	12	18	0.7	2,526	1,151	2.2	29	108	0.3
164	Dinajpur RWH	Nawabganj	21,800	7,898	2.8	60,255	13,345	4.5	85	9	9.4	5,482	1,295	4.2	0	64	0.0
165	Dinajpur RWH	Panchagarh Sadar	19,420	8,448	2.3	34,632	16,599	2.1	66	17	3.9	5,842	2,194	2.7	0	68	0.0
166	Dinajpur RWH	Parbatipur	39,900	15,184	2.6	61,763	18,907	3.3	126	42	3.0	6,447	2,810	2.3	45	123	0.4
167	Dinajpur RWH	Pirganj	23,900	6,138	3.9	38,820	13,926	2.8	77	18	4.3	6,392	1,764	3.6	0	79	0.0
168	Dinajpur RWH	Ranisankail	16,620	4,429	3.8	30,300	12,869	2.4	36	11	3.3	3,391	1,117	3.0	0	59	0.0
169	Dinajpur RWH	Tentulia	16,240	5,618	2.9	27,870	10,282	2.7	76	15	5.1	2,791	574	4.9	0	29	0.0
170	Dinajpur RWH	Thakurgaon Sadar	30,400	16,080	1.9	67,500	29,763	2.3	65	52	1.3	13,400	5,589	2.4	0	162	0.0
171	Faridpur RWH	Agailjhara	15,110	8,721	1.7	20,947	7,835	2.7	102	12	8.5	1,057	621	1.7	0	33	0.0
172	Faridpur RWH	Alfadanga	21,800	24,642	0.9	17,190	7,523	2.3	46	14	3.3	1,863	805	2.3	0	35	0.0
173	Faridpur RWH	Babuganj	4,500	5,326	0.8	14,040	5,650	2.5	50	23	2.2	1,879	672	2.8	0	33	0.0
174	Faridpur RWH	Baliakandi	31,000	22,262	1.4	27,000	12,864	2.1	76	32	2.4	3,770	1,227	3.1	0	56	0.0
175	Faridpur RWH	Banari Para	11,200	6,159	1.8	16,010	7,028	2.3	100	11	9.1	2,121	626	3.4	0	38	0.0

SL	Warehouse Name	Upazila Name	Condom			Shukhi			IUD			Injectables			Implant		
			CBL	AMD	MOS	CBL	AMD	MOS	CBL	AMD	MOS	CBL	AMD	MOS	CBL	AMD	MOS
176	Faridpur RWH	Barishal Sadar (kotwali)	57,700	28,171	2.0	46,875	15,689	3.0	230	48	4.8	9,234	3,514	2.6	44	100	0.4
177	Faridpur RWH	Bhanga	42,600	17,905	2.4	29,205	11,398	2.6	40	47	0.9	2,052	748	2.7	0	67	0.0
178	Faridpur RWH	Bhedarganj	26,100	14,200	1.8	20,625	8,892	2.3	41	30	1.4	3,691	1,711	2.2	0	50	0.0
179	Faridpur RWH	Boalmari	50,400	29,084	1.7	29,350	13,358	2.2	88	23	3.8	3,499	1,458	2.4	0	77	0.0
180	Faridpur RWH	Char Bhadrasan	16,800	6,500	2.6	4,389	1,745	2.5	30	8	3.8	1,115	220	5.1	0	24	0.0
181	Faridpur RWH	Damudya	8,580	4,404	1.9	12,495	3,471	3.6	50	14	3.6	1,608	409	3.9	22	13	1.7
182	Faridpur RWH	Faridpur Sadar	61,200	34,844	1.8	29,645	13,405	2.2	122	45	2.7	6,105	2,708	2.3	0	136	0.0
183	Faridpur RWH	Gaurnadi	18,400	8,811	2.1	20,895	9,950	2.1	100	12	8.3	2,867	1,103	2.6	0	27	0.0
184	Faridpur RWH	Goalanda	30,660	17,809	1.7	12,375	5,330	2.3	101	11	9.2	3,251	1,636	2.0	0	57	0.0
185	Faridpur RWH	Gopalganj Sadar	33,431	22,933	1.5	15,367	8,736	1.8	72	32	2.3	2,707	1,128	2.4	0	69	0.0
186	Faridpur RWH	Gosairhat	18,300	9,890	1.9	15,800	6,608	2.4	70	30	2.3	2,321	917	2.5	0	30	0.0
187	Faridpur RWH	Jhalokati Sadar	14,500	7,089	2.0	12,480	5,885	2.1	100	24	4.2	1,789	868	2.1	0	61	0.0
188	Faridpur RWH	Kalkini	16,000	9,258	1.7	14,865	8,397	1.8	94	25	3.8	2,288	1,221	1.9	0	66	0.0
189	Faridpur RWH	Kashiani	32,300	16,745	1.9	27,035	11,332	2.4	119	18	6.6	2,348	1,059	2.2	0	38	0.0
190	Faridpur RWH	Kotalipara	10,500	9,632	1.1	26,265	13,731	1.9	80	7	11.4	1,954	722	2.7	0	52	0.0
191	Faridpur RWH	Madaripur Sadar	33,200	14,570	2.3	18,255	13,018	1.4	104	51	2.0	8,768	4,289	2.0	0	70	0.0
192	Faridpur RWH	Madhukhali	28,500	15,192	1.9	28,680	14,337	2.0	145	44	3.3	3,352	1,306	2.6	0	55	0.0
193	Faridpur RWH	Muksudpur	29,400	22,035	1.3	33,285	16,439	2.0	20	23	0.9	4,108	1,734	2.4	0	65	0.0
194	Faridpur RWH	Nagarkanda	30,500	15,966	1.9	22,950	9,723	2.4	67	18	3.7	1,566	548	2.9	0	24	0.0
195	Faridpur RWH	Naria	17,756	6,349	2.8	22,860	8,053	2.8	50	16	3.1	2,819	766	3.7	72	40	1.8
196	Faridpur RWH	Nesarabad (swarupkati)	29,100	10,405	2.8	22,920	10,892	2.1	151	21	7.2	2,745	1,040	2.6	0	50	0.0
197	Faridpur RWH	Pangsha	73,200	37,454	2.0	41,010	20,322	2.0	146	34	4.3	6,392	2,555	2.5	0	103	0.0
198	Faridpur RWH	Rajbari Sadar	59,300	36,212	1.6	25,980	12,970	2.0	180	89	2.0	5,658	2,498	2.3	0	158	0.0
199	Faridpur RWH	Rajoir	30,200	13,230	2.3	24,575	10,308	2.4	111	18	6.2	3,379	1,467	2.3	0	32	0.0
200	Faridpur RWH	Sadarpur	20,500	11,632	1.8	11,930	5,792	2.1	50	22	2.3	1,484	606	2.4	6	27	0.2

SL	Warehouse Name	Upazila Name	Condom			Shukhi			IUD			Injectables			Implant		
			CBL	AMD	MOS	CBL	AMD	MOS	CBL	AMD	MOS	CBL	AMD	MOS	CBL	AMD	MOS
201	Faridpur RWH	Saltha	26,590	10,312	2.6	31,500	6,481	4.9	121	24	5.0	1,941	543	3.6	0	24	0.0
202	Faridpur RWH	Shariatpur Sadar	21,600	10,185	2.1	15,065	7,166	2.1	55	32	1.7	2,846	857	3.3	0	53	0.0
203	Faridpur RWH	Shib Char	52,700	23,969	2.2	34,560	16,320	2.1	25	65	0.4	6,400	2,934	2.2	0	79	0.0
204	Faridpur RWH	Tungipara	11,500	7,322	1.6	9,930	3,899	2.5	49	13	3.8	766	435	1.8	0	19	0.0
205	Faridpur RWH	Wazirpur	21,600	11,751	1.8	27,045	13,092	2.1	150	17	8.8	1,740	893	1.9	0	73	0.0
206	Faridpur RWH	Zanjira	13,800	7,670	1.8	18,355	4,740	3.9	92	21	4.4	2,983	559	5.3	4	46	0.1
207	Jamalpur RWH	Bakshiganj	18,200	8,945	2.0	20,250	8,753	2.3	51	21	2.4	1,488	834	1.8	1	47	0.0
208	Jamalpur RWH	Char Rajibpur	33,300	12,329	2.7	14,340	5,641	2.5	12	6	2.0	3,305	1,229	2.7	22	16	1.4
209	Jamalpur RWH	Dewanganj	26,500	12,068	2.2	30,290	13,369	2.3	51	18	2.8	6,288	3,173	2.0	0	116	0.0
210	Jamalpur RWH	Islampur	22,200	14,393	1.5	39,904	21,636	1.8	51	55	0.9	4,111	2,013	2.0	0	55	0.0
211	Jamalpur RWH	Jamalpur Sadar	54,600	25,546	2.1	66,725	34,023	2.0	103	75	1.4	8,029	4,538	1.8	0	119	0.0
212	Jamalpur RWH	Jhenaigati	18,000	8,067	2.2	37,391	12,925	2.9	38	10	3.8	1,876	1,311	1.4	20	61	0.3
213	Jamalpur RWH	Madarganj	21,300	13,741	1.6	82,080	13,181	6.2	1	60	0.0	1,870	1,046	1.8	0	103	0.0
214	Jamalpur RWH	Melandaha	36,300	15,474	2.3	238,320	19,897	12.0	56	31	1.8	3,950	2,491	1.6	0	53	0.0
215	Jamalpur RWH	Nakla	20,500	8,826	2.3	25,395	10,432	2.4	50	19	2.6	2,930	1,327	2.2	4	80	0.1
216	Jamalpur RWH	Nalitabari	19,300	9,905	1.9	62,670	12,954	4.8	7	7	1.0	1,573	1,145	1.4	0	57	0.0
217	Jamalpur RWH	Raumari	29,400	14,287	2.1	19,035	9,971	1.9	31	14	2.2	4,628	2,093	2.2	40	34	1.2
218	Jamalpur RWH	Sarishabari	28,800	13,508	2.1	94,125	8,914	10.6	50	38	1.3	3,274	1,780	1.8	0	58	0.0
219	Jamalpur RWH	Sherpur Sadar	50,900	22,887	2.2	41,430	28,338	1.5	35	21	1.7	10,965	6,301	1.7	20	92	0.2
220	Jamalpur RWH	Sreebardi	21,456	9,137	2.3	31,560	10,578	3.0	28	5	5.6	1,380	918	1.5	1	79	0.0
221	Jashore RWH	Abhaynagar	39,400	15,178	2.6	16,680	9,682	1.7	26	26	1.0	4,699	2,316	2.0	0	60	0.0
222	Jashore RWH	Bagher Para	32,500	14,210	2.3	17,415	9,436	1.8	109	30	3.6	3,013	1,362	2.2	0	68	0.0
223	Jashore RWH	Chaugachha	42,600	17,092	2.5	24,055	9,446	2.5	69	23	3.0	2,830	1,268	2.2	36	47	0.8
224	Jashore RWH	Harinakunda	28,700	8,694	3.3	28,845	10,175	2.8	51	15	3.4	2,395	1,081	2.2	72	53	1.4
225	Jashore RWH	Jashore Sadar	103,800	34,388	3.0	82,080	31,693	2.6	196	58	3.4	23,678	7,373	3.2	77	70	1.1

SL	Warehouse Name	Upazila Name	Condom			Shukhi			IUD			Injectables			Implant		
			CBL	AMD	MOS	CBL	AMD	MOS	CBL	AMD	MOS	CBL	AMD	MOS	CBL	AMD	MOS
226	Jashore RWH	Jhenaidah Sadar	55,400	24,018	2.3	37,730	17,336	2.2	152	50	3.0	6,200	2,714	2.3	0	89	0.0
227	Jashore RWH	Jhikargachha	36,300	18,319	2.0	21,615	9,884	2.2	100	27	3.7	5,100	2,022	2.5	2	68	0.0
228	Jashore RWH	Kalia	13,900	15,345	0.9	14,475	7,027	2.1	25	18	1.4	825	634	1.3	0	66	0.0
229	Jashore RWH	Kaliganj	47,200	16,818	2.8	29,940	12,264	2.4	54	14	3.9	3,040	1,257	2.4	72	48	1.5
230	Jashore RWH	Keshabpur	38,000	15,363	2.5	22,110	8,880	2.5	85	16	5.3	4,541	2,343	1.9	2	69	0.0
231	Jashore RWH	Kotchandpur	15,300	6,117	2.5	17,175	4,336	4.0	70	9	7.8	2,050	879	2.3	72	22	3.3
232	Jashore RWH	Lohagara	52,100	24,951	2.1	29,025	13,785	2.1	60	25	2.4	3,736	1,852	2.0	216	39	5.5
233	Jashore RWH	Magura Sadar	34,092	21,603	1.6	36,741	16,663	2.2	74	41	1.8	6,543	3,026	2.2	0	82	0.0
234	Jashore RWH	Maheshpur	57,896	20,946	2.8	27,640	10,954	2.5	95	34	2.8	6,300	3,104	2.0	0	49	0.0
235	Jashore RWH	Manirampur	69,700	29,412	2.4	40,600	18,017	2.3	125	48	2.6	11,358	5,848	1.9	22	58	0.4
236	Jashore RWH	Mohammadpur	15,000	5,950	2.5	18,885	6,228	3.0	115	16	7.2	1,919	781	2.5	0	40	0.0
237	Jashore RWH	Narail Sadar	41,400	25,037	1.7	14,424	12,786	1.1	125	32	3.9	4,454	2,125	2.1	0	66	0.0
238	Jashore RWH	Shailkupa	53,100	22,416	2.4	36,045	18,175	2.0	80	22	3.6	3,397	1,503	2.3	0	98	0.0
239	Jashore RWH	Shalikhha	20,000	5,176	3.9	16,455	5,659	2.9	35	12	2.9	1,285	576	2.2	5	37	0.1
240	Jashore RWH	Sharsha	42,000	27,561	1.5	32,025	13,505	2.4	50	27	1.9	6,842	3,072	2.2	2	66	0.0
241	Jashore RWH	Sreepur	21,700	9,159	2.4	16,230	8,162	2.0	97	14	6.9	2,097	1,052	2.0	0	46	0.0
242	Khulna RWH	Assasuni	29,800	16,497	1.8	29,790	17,833	1.7	58	6	9.7	2,575	1,300	2.0	0	32	0.0
243	Khulna RWH	Bagerhat Sadar	44,400	22,813	1.9	34,410	15,336	2.2	97	44	2.2	4,132	1,694	2.4	0	67	0.0
244	Khulna RWH	Batiaghata	22,200	12,948	1.7	31,995	11,157	2.9	48	15	3.2	2,295	792	2.9	25	89	0.3
245	Khulna RWH	Bhandaria	20,900	10,295	2.0	23,715	6,031	3.9	100	19	5.3	2,210	969	2.3	44	17	2.6
246	Khulna RWH	Chitalmari	32,700	18,382	1.8	28,485	10,243	2.8	25	4	6.3	2,291	1,156	2.0	0	32	0.0
247	Khulna RWH	Dacope	23,800	7,388	3.2	26,085	8,651	3.0	34	7	4.9	2,009	510	3.9	0	129	0.0
248	Khulna RWH	Daulatpur	96,600	58,187	1.7	50,580	18,550	2.7	120	32	3.8	8,800	4,617	1.9	0	84	0.0
249	Khulna RWH	Debhata	14,300	9,412	1.5	16,575	7,052	2.4	48	7	6.9	1,663	472	3.5	0	22	0.0
250	Khulna RWH	Dumuria	34,000	23,001	1.5	33,925	18,686	1.8	17	43	0.4	5,752	2,091	2.8	0	167	0.0

SL	Warehouse Name	Upazila Name	Condom			Shukhi			IUD			Injectables			Implant		
			CBL	AMD	MOS	CBL	AMD	MOS	CBL	AMD	MOS	CBL	AMD	MOS	CBL	AMD	MOS
251	Khulna RWH	Fakirhat	28,900	9,895	2.9	24,270	6,531	3.7	29	7	4.1	1,313	607	2.2	0	33	0.0
252	Khulna RWH	Indurkani	10,700	4,330	2.5	12,435	4,476	2.8	54	7	7.7	1,771	585	3.0	0	15	0.0
253	Khulna RWH	Kachua	23,600	8,581	2.8	16,305	5,869	2.8	41	12	3.4	1,485	584	2.5	0	22	0.0
254	Khulna RWH	Kalaroa	14,200	22,870	0.6	27,870	8,830	3.2	13	13	1.0	3,225	1,334	2.4	0	23	0.0
255	Khulna RWH	Kaliganj	19,200	20,116	1.0	32,580	18,717	1.7	60	14	4.3	3,129	1,322	2.4	0	41	0.0
256	Khulna RWH	Kanthalia	17,900	4,977	3.6	12,360	4,528	2.7	56	9	6.2	1,823	733	2.5	14	21	0.7
257	Khulna RWH	Kawkhali	12,000	3,616	3.3	10,320	3,479	3.0	50	21	2.4	1,005	323	3.1	0	20	0.0
258	Khulna RWH	Khulna Sadar	98,972	78,391	1.3	54,731	23,967	2.3	160	146	1.1	9,254	4,230	2.2	6	93	0.1
259	Khulna RWH	Koyra	28,800	12,063	2.4	28,935	16,226	1.8	100	17	5.9	1,565	560	2.8	0	116	0.0
260	Khulna RWH	Mathbaria	54,700	12,797	4.3	37,215	15,764	2.4	130	38	3.4	3,680	1,552	2.4	20	25	0.8
261	Khulna RWH	Mollahat	19,900	11,655	1.7	26,640	10,843	2.5	25	9	2.8	1,584	452	3.5	0	41	0.0
262	Khulna RWH	Mongla	30,000	19,374	1.5	21,435	10,110	2.1	105	24	4.4	2,816	1,680	1.7	0	22	0.0
263	Khulna RWH	Morrelganj	63,700	21,960	2.9	40,770	20,902	2.0	143	33	4.3	5,115	2,023	2.5	0	21	0.0
264	Khulna RWH	Nazirpur	27,300	13,843	2.0	22,725	11,636	2.0	80	27	3.0	2,620	1,305	2.0	62	36	1.7
265	Khulna RWH	Paikgachha	36,400	12,011	3.0	40,320	16,582	2.4	55	23	2.4	3,100	940	3.3	0	117	0.0
266	Khulna RWH	Phultala	40,416	13,871	2.9	27,975	5,844	4.8	137	28	4.9	2,263	922	2.5	25	53	0.5
267	Khulna RWH	Pirojpur Sadar	37,022	8,934	4.1	32,039	7,783	4.1	100	40	2.5	3,356	918	3.7	0	51	0.0
268	Khulna RWH	Rajapur	18,900	7,395	2.6	15,270	4,500	3.4	50	4	12.5	1,624	646	2.5	20	14	1.4
269	Khulna RWH	Rampal	49,600	14,249	3.5	40,840	10,053	4.1	42	23	1.8	1,990	566	3.5	0	31	0.0
270	Khulna RWH	Rupsa	27,000	11,442	2.4	23,820	7,504	3.2	114	37	3.1	1,656	461	3.6	0	62	0.0
271	Khulna RWH	Sarankhola	36,000	13,008	2.8	34,230	10,903	3.1	50	9	5.6	2,955	1,448	2.0	0	36	0.0
272	Khulna RWH	Satkhira Sadar	84,400	50,746	1.7	50,545	18,479	2.7	128	30	4.3	8,340	4,085	2.0	0	51	0.0
273	Khulna RWH	Shyamnagar	31,200	19,028	1.6	27,690	20,763	1.3	99	14	7.1	2,510	929	2.7	0	47	0.0
274	Khulna RWH	Tala	31,816	15,081	2.1	44,015	16,137	2.7	93	35	2.7	3,223	2,064	1.6	0	46	0.0
275	Khulna RWH	Terokhada	26,900	13,835	1.9	29,040	7,907	3.7	20	13	1.5	1,561	354	4.4	0	71	0.0

SL	Warehouse Name	Upazila Name	Condom			Shukhi			IUD			Injectables			Implant		
			CBL	AMD	MOS	CBL	AMD	MOS	CBL	AMD	MOS	CBL	AMD	MOS	CBL	AMD	MOS
276	Kushtia RWH	Alamdanga	29,400	15,469	1.9	34,650	15,471	2.2	58	12	4.8	6,450	2,887	2.2	0	51	0.0
277	Kushtia RWH	Bheramara	62,500	16,718	3.7	20,730	9,001	2.3	30	9	3.3	3,114	1,641	1.9	5	18	0.3
278	Kushtia RWH	Chuadanga Sadar	36,100	18,358	2.0	33,375	12,513	2.7	51	38	1.3	7,389	3,287	2.2	0	52	0.0
279	Kushtia RWH	Damurhuda	21,700	14,354	1.5	23,610	11,046	2.1	49	16	3.1	6,340	3,171	2.0	0	29	0.0
280	Kushtia RWH	Daulatpur	12,000	24,985	0.5	42,435	18,695	2.3	0	4	0.0	7,692	3,434	2.2	0	24	0.0
281	Kushtia RWH	Gangni	26,500	19,730	1.3	34,950	13,664	2.6	50	22	2.3	8,074	4,348	1.9	0	26	0.0
282	Kushtia RWH	Jiban Nagar	18,100	8,360	2.2	21,780	9,684	2.2	46	27	1.7	4,087	1,938	2.1	0	55	0.0
283	Kushtia RWH	Khoksa	25,800	10,447	2.5	17,335	7,318	2.4	24	8	3.0	1,312	436	3.0	25	19	1.3
284	Kushtia RWH	Kumarkhali	43,500	16,051	2.7	24,830	11,358	2.2	38	10	3.8	5,025	2,359	2.1	0	35	0.0
285	Kushtia RWH	Kushtia Sadar	47,400	20,201	2.3	34,620	17,510	2.0	71	37	1.9	9,431	4,721	2.0	13	98	0.1
286	Kushtia RWH	Meherpur Sadar	30,900	17,518	1.8	33,105	10,074	3.3	51	19	2.7	5,549	2,648	2.1	15	30	0.5
287	Kushtia RWH	Mirpur	43,200	19,351	2.2	33,060	15,106	2.2	22	7	3.1	5,206	2,403	2.2	0	29	0.0
288	Kushtia RWH	Mujib Nagar	21,600	6,699	3.2	8,805	2,748	3.2	22	3	7.3	2,437	1,049	2.3	0	33	0.0
289	Mymensingh RWH	Atpara	17,400	7,504	2.3	20,490	9,318	2.2	49	15	3.3	2,135	680	3.1	73	54	1.4
290	Mymensingh RWH	Austagram	9,900	10,667	0.9	23,535	7,894	3.0	51	21	2.4	1,765	1,293	1.4	62	35	1.8
291	Mymensingh RWH	Bajitpur	28,880	12,461	2.3	31,170	10,267	3.0	89	22	4.0	2,772	751	3.7	0	41	0.0
292	Mymensingh RWH	Barhatta	17,900	11,084	1.6	31,575	10,102	3.1	14	4	3.5	2,487	1,428	1.7	2	30	0.1
293	Mymensingh RWH	Bhairab	22,700	13,810	1.6	30,270	15,204	2.0	15	25	0.6	3,856	1,750	2.2	0	55	0.0
294	Mymensingh RWH	Bhaluka	15,100	20,000	0.8	26,625	23,542	1.1	0	34	0.0	3,994	1,784	2.2	0	69	0.0
295	Mymensingh RWH	Dharampasha	21,600	14,820	1.5	26,265	13,588	1.9	70	14	5.0	2,480	1,763	1.4	0	87	0.0
296	Mymensingh RWH	Dhobaura	14,400	10,731	1.3	17,115	9,808	1.7	1	7	0.1	1,800	1,369	1.3	82	18	4.6
297	Mymensingh RWH	Durgapur	12,400	14,499	0.9	20,130	14,691	1.4	58	23	2.5	1,744	1,747	1.0	0	95	0.0
298	Mymensingh RWH	Fulbaria	6,400	17,500	0.4	20,685	23,927	0.9	12	34	0.4	3,008	1,438	2.1	0	44	0.0
299	Mymensingh RWH	Gaffargaon	100	18,676	0.0	24,645	20,428	1.2	7	21	0.3	2,368	2,189	1.1	72	44	1.6
300	Mymensingh RWH	Gauripur	21,800	14,288	1.5	26,505	16,071	1.6	12	27	0.4	3,638	1,583	2.3	0	73	0.0

SL	Warehouse Name	Upazila Name	Condom			Shukhi			IUD			Injectables			Implant		
			CBL	AMD	MOS	CBL	AMD	MOS	CBL	AMD	MOS	CBL	AMD	MOS	CBL	AMD	MOS
301	Mymensingh RWH	Haluaghat	9,800	13,900	0.7	28,770	18,498	1.6	3	23	0.1	3,645	1,757	2.1	0	54	0.0
302	Mymensingh RWH	Hossainpur	30,000	11,473	2.6	46,665	13,065	3.6	1	24	0.0	4,432	1,219	3.6	0	44	0.0
303	Mymensingh RWH	Ishwarganj	8,406	14,030	0.6	8,655	27,137	0.3	29	9	3.2	2,626	1,763	1.5	18	59	0.3
304	Mymensingh RWH	Itna	30,836	11,671	2.6	22,920	11,637	2.0	5	13	0.4	1,585	651	2.4	0	68	0.0
305	Mymensingh RWH	Kalmakanda	32,400	11,914	2.7	24,300	12,566	1.9	50	7	7.1	2,435	1,101	2.2	0	32	0.0
306	Mymensingh RWH	Karimganj	24,400	14,136	1.7	15,105	13,009	1.2	1	13	0.1	2,472	1,194	2.1	0	103	0.0
307	Mymensingh RWH	Katiadi	30,800	19,840	1.6	45,638	17,128	2.7	23	28	0.8	3,918	1,913	2.0	4	57	0.1
308	Mymensingh RWH	Kendua	6,600	12,281	0.5	18,510	16,586	1.1	5	26	0.2	3,266	1,300	2.5	8	81	0.1
309	Mymensingh RWH	Khaliajuri	28,900	4,606	6.3	35,420	4,071	8.7	50	31	1.6	1,996	488	4.1	0	63	0.0
310	Mymensingh RWH	Kishoreganj Sadar	28,768	17,822	1.6	54,735	17,137	3.2	1	59	0.0	4,222	2,143	2.0	0	85	0.0
311	Mymensingh RWH	Kuliar Char	8,600	11,035	0.8	23,940	11,597	2.1	50	18	2.8	2,933	1,110	2.6	0	55	0.0
312	Mymensingh RWH	Madan	15,700	10,663	1.5	19,695	10,205	1.9	1	7	0.1	1,850	696	2.7	5	54	0.1
313	Mymensingh RWH	Mithamain	22,100	9,939	2.2	27,810	7,413	3.8	50	6	8.3	1,551	250	6.2	0	45	0.0
314	Mymensingh RWH	Mohanganj	20,950	6,980	3.0	25,430	10,928	2.3	38	9	4.2	2,146	847	2.5	0	68	0.0
315	Mymensingh RWH	Muktagachha	14,200	16,290	0.9	36,870	18,159	2.0	45	12	3.8	2,233	1,704	1.3	0	78	0.0
316	Mymensingh RWH	Mymensingh Sadar	1,100	25,446	0.0	46,695	32,266	1.4	17	84	0.2	1,303	3,408	0.4	65	359	0.2
317	Mymensingh RWH	Nandail	24,800	12,968	1.9	11,120	24,602	0.5	51	21	2.4	3,983	2,277	1.7	0	71	0.0
318	Mymensingh RWH	Netrakona Sadar	25,700	16,011	1.6	29,025	15,464	1.9	46	7	6.6	3,021	2,330	1.3	0	60	0.0
319	Mymensingh RWH	Nikli	18,900	12,156	1.6	26,520	7,831	3.4	60	27	2.2	2,670	798	3.3	0	75	0.0
320	Mymensingh RWH	Pakundia	23,700	13,205	1.8	36,960	14,146	2.6	5	12	0.4	3,597	1,209	3.0	2	54	0.0
321	Mymensingh RWH	Phulpur	30,300	16,885	1.8	19,440	27,497	0.7	5	55	0.1	2,694	2,185	1.2	0	172	0.0
322	Mymensingh RWH	Purbadhala	23,100	12,193	1.9	16,065	12,955	1.2	42	7	6.0	2,354	1,802	1.3	0	83	0.0
323	Mymensingh RWH	Tarail	21,250	12,758	1.7	28,195	9,977	2.8	85	20	4.3	1,347	814	1.7	0	42	0.0
324	Mymensingh RWH	Trishal	4,000	17,494	0.2	9,570	26,219	0.4	13	29	0.4	3,773	1,756	2.1	0	62	0.0
325	Noakhali RWH	Begumganj	17,500	21,689	0.8	14,445	13,709	1.1	25	63	0.4	490	2,058	0.2	10	96	0.1

SL	Warehouse Name	Upazila Name	Condom			Shukhi			IUD			Injectables			Implant		
			CBL	AMD	MOS	CBL	AMD	MOS	CBL	AMD	MOS	CBL	AMD	MOS	CBL	AMD	MOS
326	Noakhali RWH	Chatkhil	13,300	4,755	2.8	10,889	4,568	2.4	9	20	0.5	2,989	781	3.8	0	31	0.0
327	Noakhali RWH	Chhagalnaiya	13,600	9,758	1.4	15,000	7,972	1.9	50	14	3.6	2,095	1,142	1.8	70	32	2.2
328	Noakhali RWH	Companiganj	5,000	7,459	0.7	17,160	7,412	2.3	17	17	1.0	3,488	1,420	2.5	50	35	1.4
329	Noakhali RWH	Daganbhuiyan	21,600	11,130	1.9	13,620	6,251	2.2	120	10	12.0	2,309	1,009	2.3	120	39	3.1
330	Noakhali RWH	Feni Sadar	31,200	18,184	1.7	30,144	19,776	1.5	98	58	1.7	7,800	4,001	1.9	70	126	0.6
331	Noakhali RWH	Fulgazi	14,300	5,996	2.4	13,305	5,441	2.4	51	13	3.9	1,606	629	2.6	100	19	5.3
332	Noakhali RWH	Hatiya	39,600	10,458	3.8	30,255	14,945	2.0	122	28	4.4	6,655	2,523	2.6	0	102	0.0
333	Noakhali RWH	Kabirhat	1,300	7,181	0.2	12,480	7,687	1.6	34	13	2.6	3,099	1,425	2.2	50	55	0.9
334	Noakhali RWH	Kamalnagar	9,900	8,735	1.1	52,809	6,275	8.4	59	13	4.5	1,680	2,687	0.6	0	96	0.0
335	Noakhali RWH	Lakshmipur Sadar	15,200	11,542	1.3	26,979	16,206	1.7	100	41	2.4	5,450	5,176	1.1	50	100	0.5
336	Noakhali RWH	Noakhali Sadar	2,100	21,785	0.1	13,680	16,258	0.8	58	23	2.5	2,881	3,750	0.8	0	56	0.0
337	Noakhali RWH	Parshuram	14,800	6,026	2.5	11,684	5,313	2.2	33	11	3.0	1,735	780	2.2	100	28	3.6
338	Noakhali RWH	Ramganj	8,700	5,931	1.5	10,880	5,546	2.0	25	13	1.9	3,469	1,587	2.2	100	29	3.4
339	Noakhali RWH	Ramgati	9,457	8,108	1.2	110,593	7,235	15.3	20	15	1.3	1,861	2,940	0.6	0	38	0.0
340	Noakhali RWH	Roypur	18,100	4,055	4.5	31,065	8,509	3.7	0	14	0.0	4,679	1,490	3.1	0	56	0.0
341	Noakhali RWH	Senbagh	9,000	8,797	1.0	222,095	8,618	25.8	51	20	2.6	2,114	1,255	1.7	0	39	0.0
342	Noakhali RWH	Sonagazi	10,800	7,110	1.5	157,035	11,715	13.4	0	20	0.0	3,200	2,330	1.4	50	44	1.1
343	Noakhali RWH	Sonaimuri	19,100	8,733	2.2	268,575	5,947	45.2	56	10	5.6	3,223	1,401	2.3	1	50	0.0
344	Noakhali RWH	Subarnachar	3,100	9,853	0.3	18,720	10,015	1.9	25	6	4.2	2,685	1,428	1.9	10	53	0.2
345	Pabna RWH	Atgharia	6,700	5,616	1.2	16,125	8,702	1.9	8	12	0.7	1,256	527	2.4	5	25	0.2
346	Pabna RWH	Belkuchi	2,800	33,842	0.1	30,570	22,575	1.4	90	25	3.6	6,574	1,818	3.6	100	37	2.7
347	Pabna RWH	Bera	12,400	7,265	1.7	25,890	12,297	2.1	51	39	1.3	5,348	1,342	4.0	5	33	0.2
348	Pabna RWH	Bhangura	17,000	7,439	2.3	40,880	6,833	6.0	29	13	2.2	338	210	1.6	5	25	0.2
349	Pabna RWH	Chatmohar	36,500	19,426	1.9	118,560	22,785	5.2	80	36	2.2	2,041	1,079	1.9	0	40	0.0
350	Pabna RWH	Faridpur	14,400	5,052	2.9	21,840	4,889	4.5	10	13	0.8	2,495	859	2.9	0	33	0.0

SL	Warehouse Name	Upazila Name	Condom			Shukhi			IUD			Injectables			Implant		
			CBL	AMD	MOS	CBL	AMD	MOS	CBL	AMD	MOS	CBL	AMD	MOS	CBL	AMD	MOS
351	Pabna RWH	Ishwardi	3,524	20,488	0.2	172,470	15,951	10.8	23	29	0.8	2,915	1,995	1.5	25	74	0.3
352	Pabna RWH	Kamarkhanda	1,700	9,281	0.2	24,000	7,723	3.1	53	25	2.1	3,627	1,115	3.3	0	42	0.0
353	Pabna RWH	Kazipur	30,800	21,299	1.4	89,985	15,229	5.9	6	28	0.2	4,444	2,228	2.0	1	101	0.0
354	Pabna RWH	Pabna Sadar	23,950	47,222	0.5	79,875	59,153	1.4	166	87	1.9	1,640	9,540	0.2	120	108	1.1
355	Pabna RWH	Royganj	16,500	13,559	1.2	74,160	20,270	3.7	19	30	0.6	3,400	2,019	1.7	0	53	0.0
356	Pabna RWH	Santhia	28,860	12,492	2.3	94,410	21,526	4.4	52	26	2.0	9,000	3,960	2.3	0	55	0.0
357	Pabna RWH	Shahjadpur	12,300	46,325	0.3	186,750	31,692	5.9	63	83	0.8	15,387	7,989	1.9	0	193	0.0
358	Pabna RWH	Sirajganj Sadar	15,200	25,527	0.6	10,890	23,589	0.5	1	38	0.0	5,350	3,729	1.4	9	93	0.1
359	Pabna RWH	Sujanagar	27,300	14,431	1.9	115,845	15,767	7.3	45	15	3.0	5,733	2,999	1.9	0	72	0.0
360	Pabna RWH	Tarash	18,100	9,970	1.8	39,855	17,337	2.3	51	33	1.5	2,631	861	3.1	0	45	0.0
361	Pabna RWH	Ullah Para	43,800	41,373	1.1	215,865	44,419	4.9	171	102	1.7	8,000	4,286	1.9	50	52	1.0
362	Patuakhali RWH	Amtali	30,000	11,729	2.6	41,115	19,141	2.1	36	14	2.6	4,142	1,831	2.3	0	121	0.0
363	Patuakhali RWH	Bakerganj	49,716	17,619	2.8	32,925	15,064	2.2	54	25	2.2	4,165	1,975	2.1	0	85	0.0
364	Patuakhali RWH	Bamna	7,200	3,022	2.4	8,910	4,539	2.0	30	17	1.8	489	212	2.3	0	46	0.0
365	Patuakhali RWH	Barguna Sadar	28,300	10,236	2.8	32,415	14,668	2.2	200	41	4.9	7,450	3,699	2.0	0	117	0.0
366	Patuakhali RWH	Bauphal	27,180	10,604	2.6	37,740	17,153	2.2	50	39	1.3	4,500	2,217	2.0	0	36	0.0
367	Patuakhali RWH	Betagi	10,800	4,435	2.4	8,250	5,305	1.6	27	8	3.4	1,338	646	2.1	0	20	0.0
368	Patuakhali RWH	Dashmina	6,200	3,146	2.0	10,995	5,261	2.1	0	16	0.0	1,737	806	2.2	0	46	0.0
369	Patuakhali RWH	Dumki	10,800	3,574	3.0	6,525	3,141	2.1	23	7	3.3	990	448	2.2	25	15	1.7
370	Patuakhali RWH	Galachipa	18,068	7,693	2.3	40,800	20,020	2.0	50	14	3.6	6,517	3,287	2.0	10	66	0.2
371	Patuakhali RWH	Kalapara	29,072	9,901	2.9	31,020	14,513	2.1	104	27	3.9	6,402	3,177	2.0	100	49	2.0
372	Patuakhali RWH	Mirzaganj	11,000	6,985	1.6	13,120	6,731	1.9	26	6	4.3	1,210	584	2.1	0	25	0.0
373	Patuakhali RWH	Nalchity	14,800	6,032	2.5	14,745	6,572	2.2	30	12	2.5	3,094	1,411	2.2	2	40	0.1
374	Patuakhali RWH	Patharghata	18,200	6,860	2.7	18,645	8,179	2.3	61	13	4.7	2,797	1,332	2.1	0	97	0.0
375	Patuakhali RWH	Patuakhali Sadar	37,694	14,312	2.6	27,393	13,872	2.0	120	70	1.7	7,710	3,462	2.2	50	60	0.8

SL	Warehouse Name	Upazila Name	Condom			Shukhi			IUD			Injectables			Implant		
			CBL	AMD	MOS	CBL	AMD	MOS	CBL	AMD	MOS	CBL	AMD	MOS	CBL	AMD	MOS
376	Rajshahi RWH	Bagatipara	35,300	14,379	2.5	25,920	7,316	3.5	23	5	4.6	1,077	381	2.8	0	31	0.0
377	Rajshahi RWH	Bagha	39,300	21,798	1.8	23,040	9,322	2.5	32	10	3.2	3,243	1,387	2.3	0	44	0.0
378	Rajshahi RWH	Baghmara	61,000	32,485	1.9	6,735	29,545	0.2	152	50	3.0	4,936	2,260	2.2	0	67	0.0
379	Rajshahi RWH	Baraigram	62,400	23,942	2.6	38,895	19,292	2.0	93	29	3.2	6,102	2,455	2.5	20	72	0.3
380	Rajshahi RWH	Bholahat	4,100	7,846	0.5	29,190	5,572	5.2	19	3	6.3	1,036	640	1.6	0	14	0.0
381	Rajshahi RWH	Boalia	58,800	31,045	1.9	26,685	11,057	2.4	139	63	2.2	5,366	2,869	1.9	10	84	0.1
382	Rajshahi RWH	Chapai Nababganj Sadar	29,100	36,375	0.8	58,470	19,139	3.1	25	41	0.6	8,420	3,608	2.3	0	46	0.0
383	Rajshahi RWH	Charghat	69,300	16,349	4.2	48,075	12,211	3.9	6	16	0.4	2,144	726	3.0	0	42	0.0
384	Rajshahi RWH	Durgapur	42,500	16,162	2.6	32,940	9,095	3.6	21	8	2.6	2,219	540	4.1	0	30	0.0
385	Rajshahi RWH	Godagari	44,700	33,428	1.3	18,885	17,939	1.1	44	18	2.4	7,767	3,142	2.5	20	37	0.5
386	Rajshahi RWH	Gomastapur	24,300	19,617	1.2	21,315	14,360	1.5	10	12	0.8	3,007	1,205	2.5	0	13	0.0
387	Rajshahi RWH	Gurudaspur	60,016	24,704	2.4	38,913	17,369	2.2	30	9	3.3	3,202	1,465	2.2	0	51	0.0
388	Rajshahi RWH	Lalpur	60,200	20,814	2.9	49,695	17,281	2.9	54	16	3.4	4,105	1,813	2.3	0	61	0.0
389	Rajshahi RWH	Mohanpur	37,500	13,478	2.8	44,715	11,517	3.9	28	4	7.0	4,697	1,965	2.4	0	58	0.0
390	Rajshahi RWH	Nachole	12,300	9,973	1.2	10,620	6,193	1.7	8	4	2.0	2,200	1,045	2.1	0	12	0.0
391	Rajshahi RWH	Natore Sadar	48,480	34,347	1.4	22,777	17,174	1.3	179	73	2.5	3,887	1,619	2.4	40	140	0.3
392	Rajshahi RWH	Paba	81,500	32,434	2.5	93,489	14,557	6.4	17	5	3.4	8,267	3,753	2.2	0	34	0.0
393	Rajshahi RWH	Puthia	21,280	16,130	1.3	30,735	12,447	2.5	39	12	3.3	2,924	1,185	2.5	0	31	0.0
394	Rajshahi RWH	Shibganj	25,500	26,929	0.9	25,215	23,148	1.1	29	23	1.3	5,348	2,431	2.2	0	24	0.0
395	Rajshahi RWH	Singra	46,200	27,478	1.7	54,328	24,187	2.2	40	25	1.6	5,425	2,208	2.5	5	107	0.0
396	Rajshahi RWH	Tanore	23,400	12,999	1.8	65,310	14,263	4.6	35	18	1.9	2,701	1,041	2.6	240	132	1.8
397	Rangamati RWH	Baghaichhari	0	8,296	0.0	12,915	5,463	2.4	24	7	3.4	896	376	2.4	5	21	0.2
398	Rangamati RWH	Barkal	5,700	4,363	1.3	10,650	3,153	3.4	46	4	11.5	1,321	396	3.3	15	13	1.2
399	Rangamati RWH	Belai Chhari	5,064	1,830	2.8	6,530	2,219	2.9	14	3	4.7	378	116	3.3	10	20	0.5
400	Rangamati RWH	Jurai Chhari	16,600	2,668	6.2	16,740	1,969	8.5	32	5	6.4	1,518	149	10.2	10	13	0.8

SL	Warehouse Name	Upazila Name	Condom			Shukhi			IUD			Injectables			Implant		
			CBL	AMD	MOS	CBL	AMD	MOS	CBL	AMD	MOS	CBL	AMD	MOS	CBL	AMD	MOS
401	Rangamati RWH	Kaptai	3,100	4,006	0.8	7,590	2,545	3.0	11	3	3.7	1,046	387	2.7	42	27	1.6
402	Rangamati RWH	Kawkhali (betbunia)	3,400	3,790	0.9	10,826	2,959	3.7	35	7	5.0	2,151	541	4.0	12	25	0.5
403	Rangamati RWH	Langadu	7,000	5,793	1.2	4,475	3,545	1.3	0	12	0.0	425	339	1.3	3	39	0.1
404	Rangamati RWH	Naniarchar	5,100	5,261	1.0	9,432	4,099	2.3	33	3	11.0	547	225	2.4	72	18	4.0
405	Rangamati RWH	Rajasthali	3,400	1,396	2.4	4,685	1,508	3.1	41	2	20.5	759	84	9.0	25	19	1.3
406	Rangamati RWH	Rangamati Sadar	7,200	9,500	0.8	15,945	5,746	2.8	61	31	2.0	1,580	693	2.3	8	50	0.2
407	Rangpur RWH	Aditmari	17,700	11,494	1.5	2,745	12,766	0.2	64	48	1.3	4,776	2,876	1.7	0	79	0.0
408	Rangpur RWH	Badarganj	22,200	11,820	1.9	28,800	22,394	1.3	68	32	2.1	4,990	2,811	1.8	19	70	0.3
409	Rangpur RWH	Bhurungamari	13,793	9,187	1.5	23,761	11,538	2.1	82	22	3.7	4,022	2,748	1.5	0	44	0.0
410	Rangpur RWH	Chilmari	8,700	5,586	1.6	18,745	8,818	2.1	21	13	1.6	2,449	1,042	2.4	0	53	0.0
411	Rangpur RWH	Dimla	10,400	6,191	1.7	1,080	19,086	0.1	34	18	1.9	5,165	2,370	2.2	120	107	1.1
412	Rangpur RWH	Domar	10,900	7,109	1.5	0	15,188	0.0	32	19	1.7	4,126	2,373	1.7	0	65	0.0
413	Rangpur RWH	Fulchhari	7,800	15,496	0.5	7,860	10,863	0.7	13	28	0.5	4,728	2,783	1.7	0	32	0.0
414	Rangpur RWH	Gaibandha Sadar	31,700	16,513	1.9	1,605	20,994	0.1	221	45	4.9	8,677	4,618	1.9	0	132	0.0
415	Rangpur RWH	Gangachara	18,112	10,228	1.8	21,450	18,983	1.1	1	24	0.0	7,335	4,120	1.8	0	60	0.0
416	Rangpur RWH	Gobindaganj	33,200	22,995	1.4	10,570	26,342	0.4	62	25	2.5	6,582	3,737	1.8	0	61	0.0
417	Rangpur RWH	Hatibandha	18,200	10,213	1.8	11,400	14,302	0.8	80	32	2.5	5,108	2,373	2.2	0	77	0.0
418	Rangpur RWH	Jaldhaka	11,800	13,071	0.9	6,930	21,353	0.3	0	33	0.0	6,902	3,729	1.9	0	115	0.0
419	Rangpur RWH	Kaliganj	12,000	5,735	2.1	5,310	14,097	0.4	36	25	1.4	3,436	1,684	2.0	0	62	0.0
420	Rangpur RWH	Kaunia	17,100	8,793	1.9	12,975	9,787	1.3	21	11	1.9	5,179	2,457	2.1	0	63	0.0
421	Rangpur RWH	Kishoreganj	11,800	5,013	2.4	3,800	14,979	0.3	13	21	0.6	3,260	1,478	2.2	2	102	0.0
422	Rangpur RWH	Kurigram Sadar	14,800	7,677	1.9	27,540	12,307	2.2	58	25	2.3	5,288	3,105	1.7	0	58	0.0
423	Rangpur RWH	Lalmonirhat Sadar	15,700	9,722	1.6	18,760	11,046	1.7	51	12	4.3	6,149	3,485	1.8	0	70	0.0
424	Rangpur RWH	Mitha Pukur	18,500	13,054	1.4	29,235	16,058	1.8	50	15	3.3	6,657	3,634	1.8	0	115	0.0
425	Rangpur RWH	Nageshwari	12,400	8,274	1.5	47,790	16,508	2.9	42	28	1.5	6,336	3,554	1.8	0	54	0.0

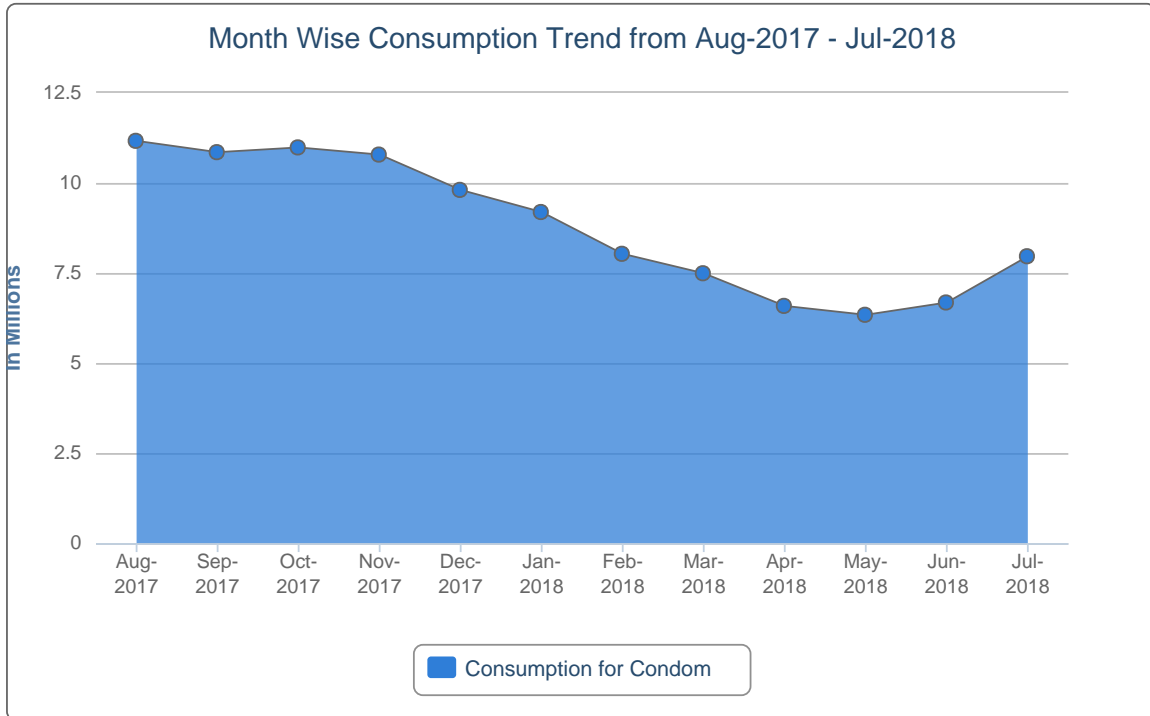
SL	Warehouse Name	Upazila Name	Condom			Shukhi			IUD			Injectables			Implant		
			CBL	AMD	MOS	CBL	AMD	MOS	CBL	AMD	MOS	CBL	AMD	MOS	CBL	AMD	MOS
426	Rangpur RWH	Nilphamari Sadar	20,800	13,111	1.6	3,045	27,973	0.1	97	46	2.1	8,664	4,055	2.1	0	65	0.0
427	Rangpur RWH	Palashbari	7,832	6,283	1.2	19,575	10,496	1.9	30	10	3.0	3,655	2,332	1.6	0	57	0.0
428	Rangpur RWH	Patgram	11,400	5,608	2.0	18,885	14,084	1.3	34	12	2.8	2,989	1,716	1.7	44	34	1.3
429	Rangpur RWH	Phulbari	7,300	4,879	1.5	12,435	10,983	1.1	31	40	0.8	4,545	2,875	1.6	0	49	0.0
430	Rangpur RWH	Pirgachha	16,600	14,240	1.2	9,935	14,799	0.7	75	65	1.2	5,725	3,429	1.7	0	80	0.0
431	Rangpur RWH	Pirganj	38,500	17,983	2.1	57,780	22,913	2.5	150	54	2.8	5,400	2,685	2.0	0	94	0.0
432	Rangpur RWH	Rajarhat	6,100	8,693	0.7	2,220	11,193	0.2	23	29	0.8	4,548	3,001	1.5	0	41	0.0
433	Rangpur RWH	Rangpur Sadar	54,300	19,282	2.8	60,355	24,965	2.4	112	77	1.5	10,000	5,493	1.8	0	215	0.0
434	Rangpur RWH	Sadullapur	15,300	16,965	0.9	740	18,455	0.0	9	35	0.3	8,879	4,366	2.0	0	73	0.0
435	Rangpur RWH	Saghata	16,600	8,276	2.0	6,210	12,231	0.5	46	17	2.7	3,540	1,399	2.5	0	32	0.0
436	Rangpur RWH	Saidpur	10,800	10,598	1.0	12,960	9,111	1.4	50	24	2.1	3,864	1,703	2.3	0	52	0.0
437	Rangpur RWH	Sundarganj	34,300	28,764	1.2	7,481	29,315	0.3	119	112	1.1	13,707	7,308	1.9	0	198	0.0
438	Rangpur RWH	Taraganj	13,200	5,023	2.6	4,000	7,910	0.5	24	11	2.2	2,196	1,178	1.9	0	73	0.0
439	Rangpur RWH	Ulipur	20,100	10,738	1.9	34,695	18,709	1.9	116	37	3.1	5,372	3,883	1.4	0	76	0.0
440	Sylhet RWH	Ajmiriganj	8,800	2,900	3.0	12,865	5,129	2.5	4	5	0.8	825	268	3.1	0	38	0.0
441	Sylhet RWH	Bahubal	13,216	2,871	4.6	16,512	4,445	3.7	0	10	0.0	626	414	1.5	0	32	0.0
442	Sylhet RWH	Balaganj	28,900	8,332	3.5	27,720	13,813	2.0	1	19	0.1	4,473	1,965	2.3	0	64	0.0
443	Sylhet RWH	Baniachong	27,775	8,266	3.4	29,560	12,547	2.4	1	8	0.1	2,839	794	3.6	26	56	0.5
444	Sylhet RWH	Barlekha	14,340	5,110	2.8	15,240	6,938	2.2	54	10	5.4	985	551	1.8	0	49	0.0
445	Sylhet RWH	Beani Bazar	13,800	6,946	2.0	11,793	6,499	1.8	34	14	2.4	1,669	554	3.0	5	55	0.1
446	Sylhet RWH	Bishwambarpur	16,400	5,715	2.9	15,225	6,952	2.2	26	6	4.3	932	472	2.0	2	27	0.1
447	Sylhet RWH	Bishwanath	17,200	5,938	2.9	18,179	3,832	4.7	33	19	1.7	1,396	445	3.1	17	44	0.4
448	Sylhet RWH	Chhatak	26,400	8,440	3.1	18,890	7,797	2.4	40	24	1.7	1,369	556	2.5	56	32	1.8
449	Sylhet RWH	Chunarughat	11,200	6,692	1.7	22,320	13,233	1.7	5	8	0.6	1,766	1,093	1.6	10	33	0.3
450	Sylhet RWH	Companiganj	7,400	8,715	0.8	13,155	8,084	1.6	10	4	2.5	1,770	1,421	1.2	1	57	0.0

SL	Warehouse Name	Upazila Name	Condom			Shukhi			IUD			Injectables			Implant		
			CBL	AMD	MOS	CBL	AMD	MOS	CBL	AMD	MOS	CBL	AMD	MOS	CBL	AMD	MOS
451	Sylhet RWH	Dakshin Sunamganj	10,300	6,465	1.6	20,580	7,524	2.7	26	9	2.9	1,596	687	2.3	0	39	0.0
452	Sylhet RWH	Dakshin Surma	37,200	17,213	2.2	28,545	14,047	2.0	19	9	2.1	2,496	1,409	1.8	10	33	0.3
453	Sylhet RWH	Derai	31,500	11,015	2.9	24,612	11,904	2.1	75	19	3.9	1,702	996	1.7	0	50	0.0
454	Sylhet RWH	Dowarabazar	7,500	4,762	1.6	23,179	12,233	1.9	19	4	4.8	2,064	975	2.1	2	50	0.0
455	Sylhet RWH	Fenchuganj	11,200	6,212	1.8	7,095	3,534	2.0	5	13	0.4	751	329	2.3	20	16	1.3
456	Sylhet RWH	Golapganj	9,700	10,419	0.9	20,670	5,954	3.5	28	13	2.2	1,021	615	1.7	0	64	0.0
457	Sylhet RWH	Gowainghat	5,800	9,218	0.6	20,940	10,049	2.1	25	16	1.6	2,416	2,741	0.9	2	44	0.0
458	Sylhet RWH	Habiganj Sadar	18,606	10,292	1.8	30,170	14,120	2.1	2	61	0.0	3,378	1,622	2.1	62	41	1.5
459	Sylhet RWH	Jagannathpur	12,600	8,250	1.5	17,460	7,315	2.4	4	19	0.2	1,580	476	3.3	13	46	0.3
460	Sylhet RWH	Jaintiapur	15,600	7,222	2.2	16,590	7,684	2.2	2	15	0.1	4,187	2,311	1.8	20	38	0.5
461	Sylhet RWH	Jamalganj	29,100	8,647	3.4	24,255	10,584	2.3	25	7	3.6	2,459	1,309	1.9	70	18	3.9
462	Sylhet RWH	Juri	8,800	4,915	1.8	21,720	5,406	4.0	29	19	1.5	1,005	456	2.2	0	46	0.0
463	Sylhet RWH	Kamalganj	1,500	14,214	0.1	29,205	15,616	1.9	15	31	0.5	1,295	1,063	1.2	5	53	0.1
464	Sylhet RWH	Kanaighat	18,180	9,074	2.0	24,600	13,130	1.9	16	17	0.9	3,135	2,251	1.4	25	47	0.5
465	Sylhet RWH	Kulaura	11,900	6,771	1.8	31,100	10,815	2.9	24	4	6.0	5,570	2,442	2.3	0	55	0.0
466	Sylhet RWH	Lakhai	8,300	3,755	2.2	8,535	5,803	1.5	34	2	17.0	645	355	1.8	13	15	0.9
467	Sylhet RWH	Madhabpur	16,400	10,878	1.5	19,365	17,427	1.1	11	5	2.2	1,944	824	2.4	5	40	0.1
468	Sylhet RWH	Maulvibazar Sadar	66,700	9,756	6.8	33,530	10,157	3.3	64	48	1.3	2,484	1,038	2.4	10	43	0.2
469	Sylhet RWH	Nabiganj	11,300	4,886	2.3	22,215	10,229	2.2	20	11	1.8	1,000	508	2.0	20	31	0.6
470	Sylhet RWH	Rajnagar	8,780	6,498	1.4	12,675	9,570	1.3	0	11	0.0	2,088	1,299	1.6	0	39	0.0
471	Sylhet RWH	Sreemangal	17,200	9,818	1.8	16,155	12,540	1.3	50	17	2.9	2,625	1,405	1.9	0	110	0.0
472	Sylhet RWH	Sulla	10,600	5,891	1.8	21,735	4,641	4.7	13	4	3.3	510	346	1.5	20	28	0.7
473	Sylhet RWH	Sunamganj Sadar	14,792	13,326	1.1	28,725	9,044	3.2	28	18	1.6	2,800	1,278	2.2	10	72	0.1
474	Sylhet RWH	Sylhet Sadar	1,900	24,687	0.1	96,735	33,028	2.9	5	104	0.0	4,619	9,860	0.5	2	247	0.0
475	Sylhet RWH	Tahirpur	23,544	10,572	2.2	23,999	9,471	2.5	7	7	1.0	1,809	671	2.7	0	69	0.0

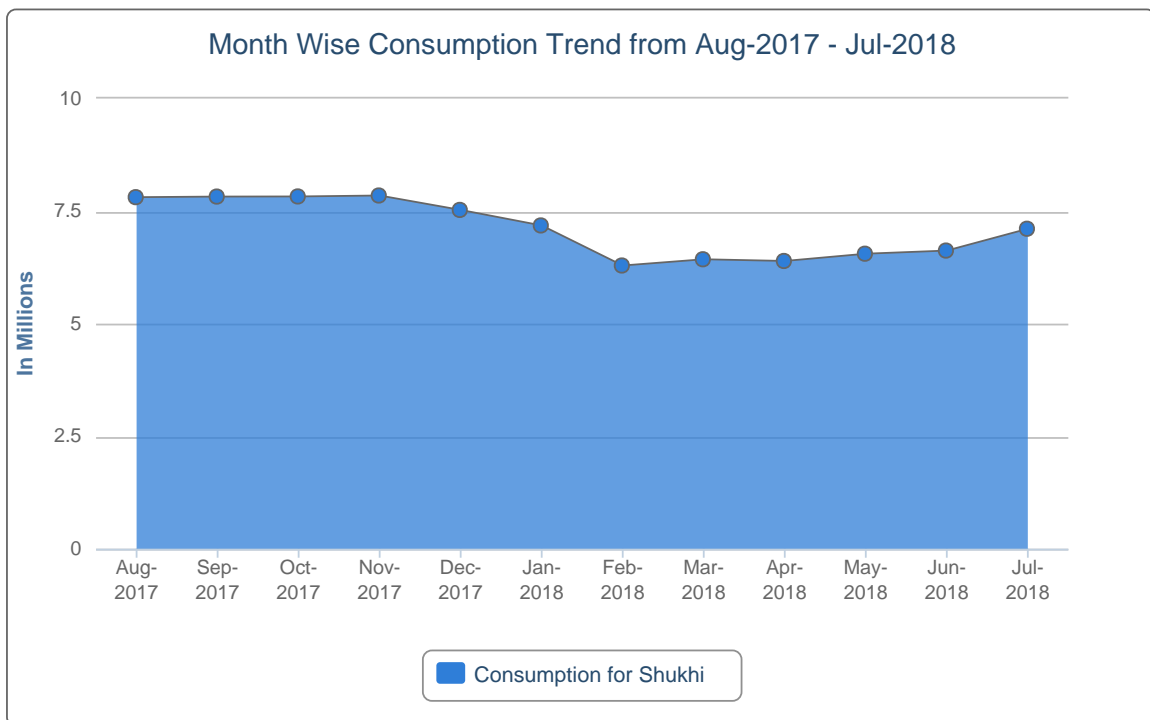
SL	Warehouse Name	Upazila Name	Condom			Shukhi			IUD			Injectables			Implant		
			CBL	AMD	MOS	CBL	AMD	MOS	CBL	AMD	MOS	CBL	AMD	MOS	CBL	AMD	MOS
476	Sylhet RWH	Zakiganj	2,360	13,674	0.2	24,141	12,837	1.9	10	8	1.3	2,180	1,494	1.5	0	67	0.0
477	Tangail RWH	Basail	9,400	7,546	1.2	179,092	16,262	11.0	0	19	0.0	7,010	1,332	5.3	0	89	0.0
478	Tangail RWH	Bhuapur	36,700	18,540	2.0	45,558	21,781	2.1	23	29	0.8	5,644	1,857	3.0	144	43	3.3
479	Tangail RWH	Chauhali	22,505	9,188	2.4	37,368	7,923	4.7	100	16	6.3	10,117	1,040	9.7	0	34	0.0
480	Tangail RWH	Delduar	4,800	13,048	0.4	152,037	19,791	7.7	100	27	3.7	13,020	1,191	10.9	72	36	2.0
481	Tangail RWH	Ghatail	28,800	19,861	1.5	28,350	36,844	0.8	45	29	1.6	3,850	3,787	1.0	0	100	0.0
482	Tangail RWH	Gopalpur	42,800	20,742	2.1	45,570	15,044	3.0	40	32	1.3	5,884	1,821	3.2	59	64	0.9
483	Tangail RWH	Kalihati	5,400	21,847	0.2	65,235	29,051	2.2	0	61	0.0	8,850	6,242	1.4	129	84	1.5
484	Tangail RWH	Madhupur	36,300	19,906	1.8	33,510	23,773	1.4	43	29	1.5	7,370	3,023	2.4	0	77	0.0
485	Tangail RWH	Mirzapur	900	18,362	0.0	9,465	26,545	0.4	0	40	0.0	4,872	1,134	4.3	0	52	0.0
486	Tangail RWH	Nagarpur	3,000	16,987	0.2	51,090	23,921	2.1	0	44	0.0	6,883	2,402	2.9	0	115	0.0
487	Tangail RWH	Sakhipur	5,000	15,656	0.3	45,210	24,846	1.8	6	18	0.3	7,006	1,106	6.3	0	43	0.0
488	Tangail RWH	Tangail Sadar	37,200	22,073	1.7	153,195	24,976	6.1	4	44	0.1	14,378	2,924	4.9	0	128	0.0

7. Month-wise Consumption Trend

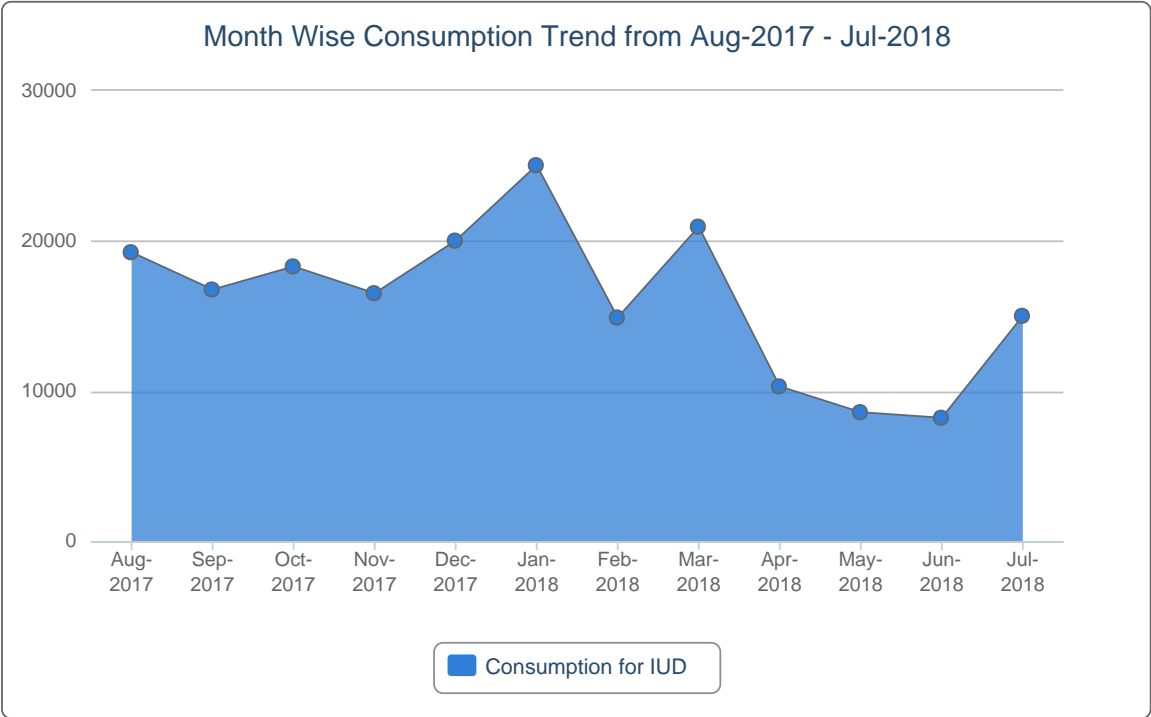
7(a).



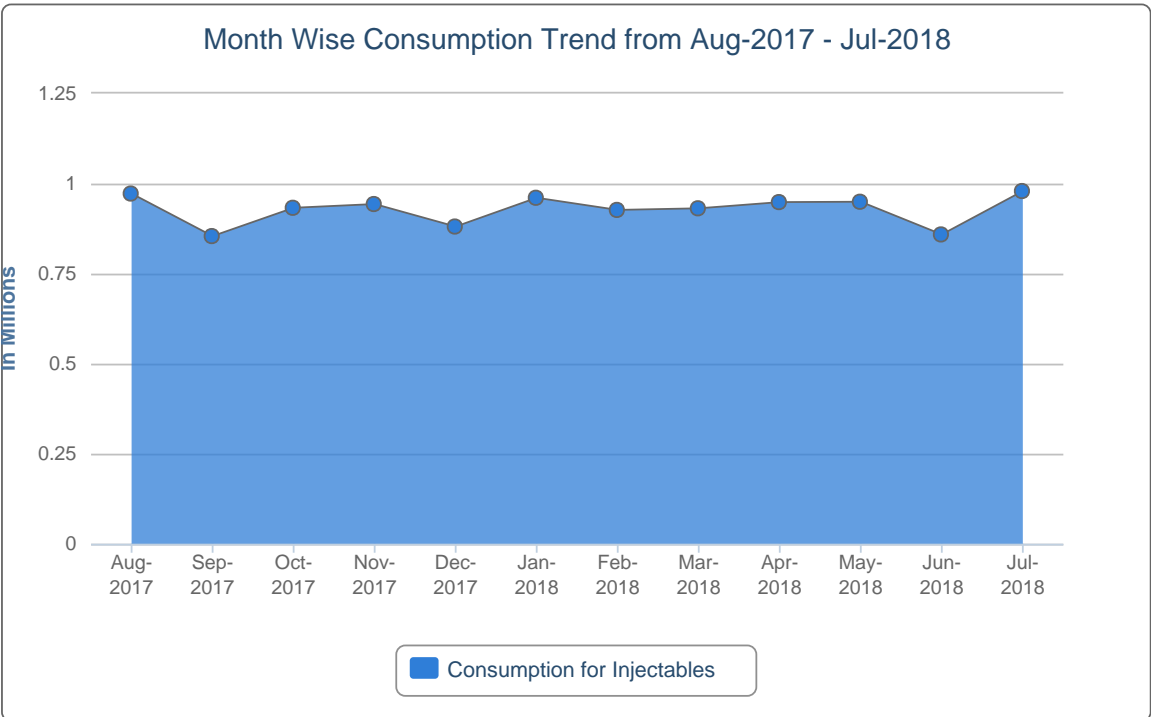
7(b).



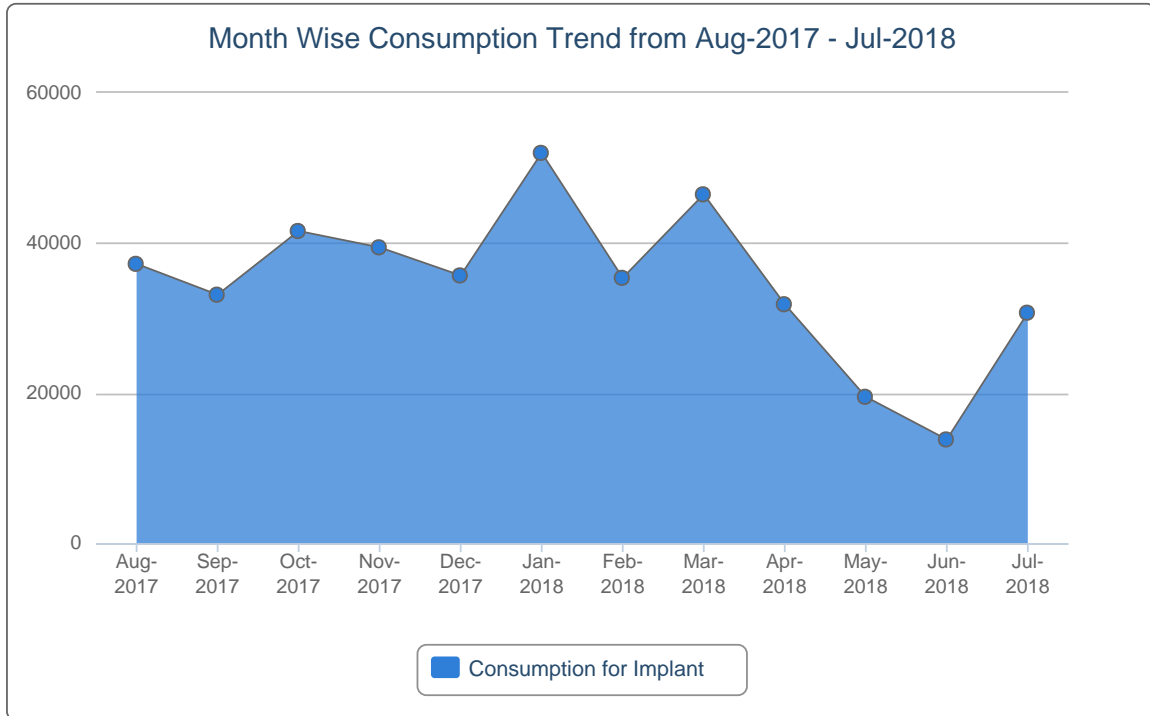
7(c).



7(d).



7(e).



8. Report on Upazila and Warehouse Having Stock Out in last month

SL	Products Name	No of Stockout WH	% of Stockout WH	No of Stockout Upazila Store	% of Stockout Upazila Store	No of Stockout Upazila Field	% of Stockout Upazila Field
1	Condom	0	0%	2	0%	0	0%
2	Shukhi	0	0%	2	0%	0	0%
3	IUD	0	0%	16	3%	0	0%
4	Injectables	0	0%	0	0%	0	0%
5	Implant (Total)	6	29%	-	-	51	10%

List of Stock Out Warehouses

SL	Commodity	Warehouse	Phone
1	Implant (Total)	Jamalpur RWH	0981-63107
2	Implant (Total)	Bandarban RWH	036162451
3	Implant (Total)	Rangpur RWH	0521-64911
4	Implant (Total)	Chattogram RWH	031723935
5	Implant (Total)	Bogura RWH	051-66706
6	Implant (Total)	Rajshahi RWH	0721-772196

List of StockOut Upazilas

SL	Commodity	Warehouse	District	Upazila	Phone
1	Condom	Cumilla RWH	Cumilla	Burichang, Cumilla	01723277989
2	Condom	Rangamati RWH	Rangamati	Baghaichhari, Rangamati	01517267757
3	Shukhi	Cumilla RWH	Cumilla	Cumilla Sadar Dakshin , Cumilla	01711806467
4	Shukhi	Rangpur RWH	Nilphamari	Domar, Nilphamari	01718543313
5	IUD	Bogura RWH	Bogura	Sonatola, Bogura	01752762889
6	IUD	Cumilla RWH	Cumilla	Cumilla Adarsha Sadar , Cumilla	01712266971
7	IUD	Cumilla RWH	Cumilla	Cumilla Sadar Dakshin , Cumilla	01711806467
8	IUD	Kushtia RWH	Kushtia	Daulatpur, Kushtia	01711473547
9	IUD	Mymensingh RWH	Mymensingh	Bhaluka, Mymensingh	01711076553
10	IUD	Noakhali RWH	Feni	Sonagazi, Feni	01813669013
11	IUD	Noakhali RWH	Lakshmipur	Roypur, Lakshmipur	01718459380
12	IUD	Patuakhali RWH	Patuakhali	Dashmina, Patuakhali	01727802566
13	IUD	Rangamati RWH	Rangamati	Langadu, Rangamati	01517267757
14	IUD	Rangpur RWH	Nilphamari	Jaldhaka, Nilphamari	01716012994
15	IUD	Sylhet RWH	Habiganj	Bahubal, Habiganj	01816593922
16	IUD	Sylhet RWH	Maulvibazar	Rajnagar, Maulvibazar	01715396352
17	IUD	Tangail RWH	Tangail	Basail, Tangail	01715870979
18	IUD	Tangail RWH	Tangail	Kalihati, Tangail	01712220065

19	IUD	Tangail RWH	Tangail	Mirzapur, Tangail	01720155591
20	IUD	Tangail RWH	Tangail	Nagarpur, Tangail	01712259728
21	Implant (Total)	Bandarban RWH	Bandarban	Rowangchhari, Bandarban	01558677516
22	Implant (Total)	Bogura RWH	Bogura	Gabtali, Bogura	01716214846
23	Implant (Total)	Cumilla RWH	Cumilla	Muradnagar, Cumilla	01726263709
24	Implant (Total)	Dhaka CWH	Narayanganj	Araihazar, Narayanganj	01712056717
25	Implant (Total)	Dhaka CWH	Narayanganj	Bandar, Narayanganj	01711029950
26	Implant (Total)	Dinajpur RWH	Dinajpur	Fulbari, Dinajpur	01712529845
27	Implant (Total)	Dinajpur RWH	Dinajpur	Nawabganj, Dinajpur	01717323307
28	Implant (Total)	Faridpur RWH	Barishal	Banari Para, Barishal	01924572131
29	Implant (Total)	Faridpur RWH	Faridpur	Madhukhali, Faridpur	01716319847
30	Implant (Total)	Faridpur RWH	Rajbari	Goalanda, Rajbari	01711805728
31	Implant (Total)	Faridpur RWH	Rajbari	Rajbari Sadar, Rajbari	01778728252
32	Implant (Total)	Faridpur RWH	Shariatpur	Bhedarganj, Shariatpur	01711282566
33	Implant (Total)	Jamalpur RWH	Jamalpur	Dewanganj, Jamalpur	01711020392
34	Implant (Total)	Jamalpur RWH	Jamalpur	Islampur, Jamalpur	01717036300
35	Implant (Total)	Jamalpur RWH	Jamalpur	Madarganj, Jamalpur	01712585916
36	Implant (Total)	Jamalpur RWH	Sherpur	Nalitabari, Sherpur	01715868694
37	Implant (Total)	Jashore RWH	Jashore	Bagher Para, Jashore	01711272110
38	Implant (Total)	Jashore RWH	Magura	Magura Sadar, Magura	01822888183
39	Implant (Total)	Khulna RWH	Bagerhat	Bagerhat Sadar, Bagerhat	01712109772
40	Implant (Total)	Khulna RWH	Bagerhat	Rampal, Bagerhat	01711472452
41	Implant (Total)	Khulna RWH	Bagerhat	Sarankhola, Bagerhat	01711781678
42	Implant (Total)	Khulna RWH	Khulna	Dacope, Khulna	01718846186
43	Implant (Total)	Khulna RWH	Khulna	Dumuria, Khulna	01718846186
44	Implant (Total)	Khulna RWH	Khulna	Koyra, Khulna	01716776883
45	Implant (Total)	Khulna RWH	Khulna	Paikgachha, Khulna	01711970942
46	Implant (Total)	Khulna RWH	Khulna	Terokhada, Khulna	01791153233
47	Implant (Total)	Kushtia RWH	Chuadanga	Alamdanga, Chuadanga	01745361277
48	Implant (Total)	Kushtia RWH	Chuadanga	Damurhuda, Chuadanga	01915774107
49	Implant (Total)	Mymensingh RWH	Kishoregonj	Hossainpur, Kishoreganj	01711447382
50	Implant (Total)	Mymensingh RWH	Mymensingh	Phulpur, Mymensingh	01717078746
51	Implant (Total)	Mymensingh RWH	Netrokona	Mohanganj, Netrakona	01720194369
52	Implant (Total)	Mymensingh RWH	Sunamganj	Dharampasha, Sunamganj	01716359782
53	Implant (Total)	Patuakhali RWH	Barguna	Amtali, Barguna	01716874547
54	Implant (Total)	Patuakhali RWH	Barguna	Bamna, Barguna	01716874547
55	Implant (Total)	Patuakhali RWH	Barguna	Patharghata, Barguna	01715380005
56	Implant (Total)	Rangpur RWH	Gaibandha	Gaibandha Sadar, Gaibandha	01723105847

57	Implant (Total)	Rangpur RWH	Gaibandha	Gobindaganj, Gaibandha	01712470308
58	Implant (Total)	Rangpur RWH	Gaibandha	Sadullapur, Gaibandha	01713712587
59	Implant (Total)	Rangpur RWH	Kurigram	Phulbari, Kurigram	01716884332
60	Implant (Total)	Rangpur RWH	Kurigram	Rajarhat, Kurigram	01715123095
61	Implant (Total)	Rangpur RWH	Lalmonirhat	Aditmari, Lalmonirhat	01712205978
62	Implant (Total)	Rangpur RWH	Lalmonirhat	Hatibandha, Lalmonirhat	01712205978
63	Implant (Total)	Rangpur RWH	Lalmonirhat	Lalmonirhat Sadar, Lalmonirhat	01712846958
64	Implant (Total)	Rangpur RWH	Rangpur	Gangachara, Rangpur	01716457825
65	Implant (Total)	Rangpur RWH	Rangpur	Mitha Pukur, Rangpur	01718280802
66	Implant (Total)	Rangpur RWH	Rangpur	Pirgachha, Rangpur	01712758566
67	Implant (Total)	Rangpur RWH	Rangpur	Pirganj, Rangpur	01718324808
68	Implant (Total)	Sylhet RWH	Habiganj	Ajmiriganj, Habiganj	01716810270
69	Implant (Total)	Sylhet RWH	Maulvibazar	Juri, Maulvibazar	01715389142
70	Implant (Total)	Sylhet RWH	Maulvibazar	Sreemangal, Maulvibazar	01712172639
71	Implant (Total)	Sylhet RWH	Sylhet	Zakiganj, Sylhet	01711966855



This report is generated with the financial support of USAID and the technical assistance from Systems for Improved Access to Pharmaceuticals and Services (SIAPS), implemented by Management Sciences for Health-MSH.

If you need more information, please visit at <https://www.scmpbd.org>