

FAMILY PLANNING MONTHLY LOGISTICS REPORT

October 2017



**Management Information System (MIS)
Directorate General of Family Planning (DGFP)**

6, Kawran Bazar, Dhaka1215

Email: dirmisfp@gmail.com, dirlsdgfp@gmail.com
www.dgfpmis.org, www.dgfplmis.org

Government of the People's Republic of Bangladesh
Directorate General of Family Planning
Management Information System (MIS)
6, Kawran Bazar, Dhaka- 1215
www.dgfp.gov.bd

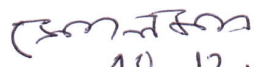
Memo No. DGFP/MIS/09(Report)/04/2017/895

Date: 10 December, 2017.

Sub: Family Planning Monthly Logistics Report for the Month of October' 2017.

Family Planning Monthly Logistics Report for the Month of October' 2017 is sent herewith for your kind information & necessary action. This report is prepared on the basis of Form-7 submitted by Warehouses and Form-7B submitted by Upazila Family Planning Offices by using WIMS & UIMS operational tools. It provides useful information on monthly distribution and stock balance of all the major contraceptives & DDS Kits of Warehouse/Upazila Stores. A summary of important events happened during reporting month included in this report. For more information you are requested to visit at www.scmpbd.org web site.

Comments and suggestions for improvement of this report will be highly appreciated.


10. 12. 2017

(Suleman Khan)
Joint Secretary (ME&FW Division)
and
Director & Line Director (MIS)
Phone: 9146262
Mail: dirmisfp@gmail.com

Memo No. - DGFP/MIS/09(Report)/04/2017/895/1(202)

Date: 10 December, 2017.

Copy of the report forwarded to:

1. Secretary, Medical Education & Family Welfare Division (ME&FW Division), Bangladesh Secretariat, Dhaka.
2. Additional Secretary (Admin), (ME&FW Division), Bangladesh Secretariat, Dhaka.
3. Joint Secretary (Development), (ME&FW Division), Bangladesh Secretariat, Dhaka.
4. Joint Chief (Planning), Health Service Division, Bangladesh Secretariat, Dhaka
5. Joint Chief (Population & Planning wing), Planning commission, Sher-e-Bangla Nagar, Dhaka.
6. Joint Chief (Planning), Program Management and Monitoring Unit (PMMU), Azimpur, Dhaka-1205.
7. Deputy Chief (Planning), (ME&FW Division), Bangladesh Secretariat, Dhaka.
8. P.S. to the Honorable Minister, Ministry of Health and Family Welfare, Bangladesh Secretariat, Dhaka, for kind information of the Honorable Minister.
9. P.S. to the Honorable State Minister, Ministry of Health and Family Welfare, Bangladesh Secretariat, Dhaka, for kind information of the Honorable State Minister.
10. Director Administration, Directorate General of Family Planning, 6 Kawran Bazar, Dhaka 1215.
11. Director Logistics & Supply and Line Director (Procurement, Storage & Supply Management), Directorate General of Family Planning, 6 Kawran Bazar, Dhaka 1215.






12. Director Finance & Line Director (Family Planning Field Service Delivery), Directorate General of Family Planning, 6 Kawran Bazar, Dhaka 1215.
13. Director (IEM) & Line Director (Information, Education and Communication), Directorate General of Family Planning, 6 Kawran Bazar, Dhaka 1215.
14. Director Planning & Line Director (Planning Monitoring and Evaluation), Directorate General of Family Planning, 6 Kawran Bazar, Dhaka 1215.
15. Line Director (Maternal, Child, Reproductive and Adolescent Health), Directorate General of Family Planning, 6 Kawran Bazar, Dhaka 1215.
16. Line Director (Clinical Contraception Services Delivery Program), Directorate General of Family Planning, 6 Kawran Bazar, Dhaka 1215.
17. Divisional Director, Family Planning, Dhaka / Chittagong / Rajshahi / Khulna / Sylhet / Barisal/ Rangpur Division.
18. Deputy Chief (FW)/ (Health), Ministry of Health & Family Welfare, Bangladesh Secretariat, Dhaka.
19. Additional Director (Drugs and Stores), Directorate General of Family Planning, Central Warehouse, Mohakhali, Dhaka.
20. Deputy Director, Family Planning, ----- District (Your are requested to take appropriate measures to ensure timely online submission of Form 7B report from upazilas.
21. Supply Officer, Family Planning, ----- CWH/RWHs.
22. Country Project Director, SIAPS/MSH, House: 3, Road: No. 23B, Gulshan-1, Dhaka-1212.
23. Country Director, the World Bank, E-32, Agargaon, Sher-e-Banala Nagar, Dhaka-1207.
24. Team Leader, Population & Health Team, USAID, Madani Avenue, Baridhara, Dhaka.
25. Country Representative, UNFPA, IDB Bhaban, Agargaon, Sher-E-Bangla Nagar, Dhaka.
26. Managing Director, SMC, SMC Tower, 33 Banani C/A, Dhaka-1213.
27. Documentation Center, IEM Unit, Directorate General of Family Planning, 6 Kawran Bazar, Dhaka.
28. PA to Director General, Directorate General of Family Planning, 6, Kawran Bazar, Dhaka 1215.
29. Office copy, MIS, DGFP, 6 Kawran Bazar, Dhaka -1215.
30. Concerned Organization.

Ratan
10.12.2017
(Ajoy Ratan Barua)
Deputy Director (MIS)

Table Of Contents

	Page
1. DGFP Stock Status Report	1-2
2. National Receipts Quantity by Product by Month	3
3. National Level Contraceptive Summary Report	4
4. Stock Status Report at Different Levels	5
5. Contraceptive Stock Status by Product at Upazila Store and Field	6-10
6. Contraceptive Stock Status by Product at Regional Warehouses/Upazila	11-31
7. Month-wise Consumption Trend	32-34
8. Report on Upazila and Warehouse Having Stock Out in last month	35

1. DGFP Stock Status Report

		 DGFP STOCK STATUS REPORT (For Contraceptives) October 2017 																													
Year →	2017	2018												2019												2020					
Month →	11	12	1	2	3	4	5	6	7	8	9	10	11	12	1	2	3	4	5	6	7	8	9	10	11	12	1	2	3	4	5
Min.-Max. →	Min												Max																		
Product ↓	CS-46.60m : 4.3 mo		2017-18: 39.38m= 3.6mon																												
Condom	CS (41.94m) : 5.4 mon		2017-18: 80m= 10 months																												
*AMC = 10.84m	2017-18: GoB (Rev):39.38m																														
Pill	CS (0.08m):5 mon		2017-18: 80m= 10 months																												
*AMC = 7.75m	2017-18: RPA:55m; GoB (Rev):25m																														
IUD	CS -3.38m: 3.7mon		0.065m*: 4 mon												2017-18: 0.45m= 28 months																
*AMC = 17,019	2017-18: RPA- 0.45m		**Donation from Marie Stopes																												
Injectables	CS (0.15m) - 4.9mon		6m = 6 months												2017-18: 9m= 10months																
*AMC = 0.922m	2017-18 : GoB (Rev) : 8m; RPA : 9 m																														
Implant	CS (0.15m) - 4.9mon		2016-17: 0.2m = 7 months												2017-18: 0.6m= 18months																
*AMC = 32,127	2017-18 : GoB(Dev)-0.4; RPA: 0.2m																														
Legend:  Current Stock  To be received  Planned for FY 2017-18 AMC = Average Monthly Consumption BER = Bid Evaluation Report CCGP = Cabinet Committee on Govt Purcha CS = Current Stock NOA = Notification of Award NO = No Objection TEC = Tender Evaluation Committee ICB = International Competitive Bidding NCT = National Competitive Tendering																															
*AMC is calculated based on past 6-months consumption Data Sources: DGFP/L&S unit, DGFP LMIS web site - https://scmpbd.org/ Central Warehouse WIMS data and Approved DGFP Procurement Plan																															
Page 1																															

DGFP STOCK STATUS NOTES
(For Contraceptives)
Month: October 2017

CONDOM – Current national stock is 46.60 million pieces and this stock can be used up to February 2018.

- Planned for 2017-18: GoB (Rev) - 39.38 million pcs.
- Current status of 2017-18 procurement: TEC meeting held on 24.10.2017.

PILL – Current national stock of Oral Contraceptive Pill is 41.94 million cycles which will go up to March 2018.

- Planned for 2017-18: RPA - 55 million cycles, GoB (Rev) – 25 million cycles.
- Current status of 2017-18 procurement: 55 million cycles – tender opened on 15.11.2017 & 25 million cycles - tender opening on 26.11.2017.

IUD – Current national stock is 0.085 million sets and this stock can be used up to February 2018.

- Planned for 2017-18: RPA - 0.45 million sets.
- Donation from Marie Stopes – 0.065 million sets to be received
- Current status of 2017-18 procurement : 0.45 million sets - IFB published tender opening on 15.12.2017

INJECTABLES – Current stock of 3.38 million vials and that can be used up to January 2018.

- Planned for 2017-18: (GoB-Rev) - 5 million vials & 3 million vials; RPA- 2 million vials (ICB) & 5 million vials (NCB).
- Current status of 2017-18 procurement: (GoB-Rev) - 5 million vials: contract signed & 3 million vials: contract signed - to be received. RPA- 4 million vials (ICB): IFB published – opening on 30.11.2017 & 5 million vials (NCT): IFT published – opening on 15.11.2017.

IMPLANT – Current stock is 0.156 million sets and this can be used up to March 2018.

- 2016-17: (GoB-Rev) - 0.2m sets, L/C opened, awaiting receipt.
- Planned for 2017-18: (GoB-Dev) - 0.4 million sets; RPA (GoB) – 0.2 million sets.
- Current status of 2017-18 procurement: (GoB-Dev) - 0.4 million sets: Offer opened on 29.10.2017; RPA (GoB) – 0.2 million sets: Offer sent to the bidder: offer will be opened on 23.11.2017.

You can also download the previous reports from <http://www.scmpbd.org/>

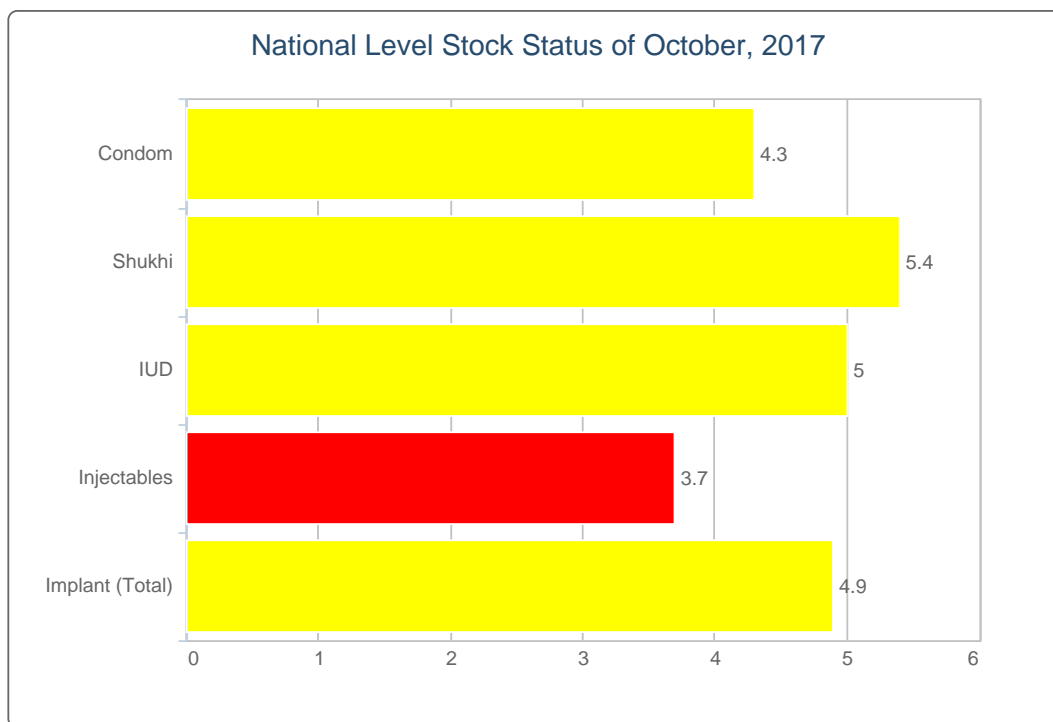
2. National Receipts Quantity by Product by Month

Contraceptive Received Report

Month: October, 2017

Item	Supplier	Receiver	Date Receipts	Qty
APON	M/S, RENETA LTD.	Dhaka CWH	31/10/17	750,000
Total				750,000
Injectables	TECHNO DRUGS Ltd	Dhaka CWH	31/10/17	2,000,000
Total				2,000,000
Disposable Syr.	JMI SYRINGE & MEDICAL DEVICES LTD.	Dhaka CWH	31/10/17	5,000,000
Total				5,000,000

3. National Level Contraceptive Summary Report

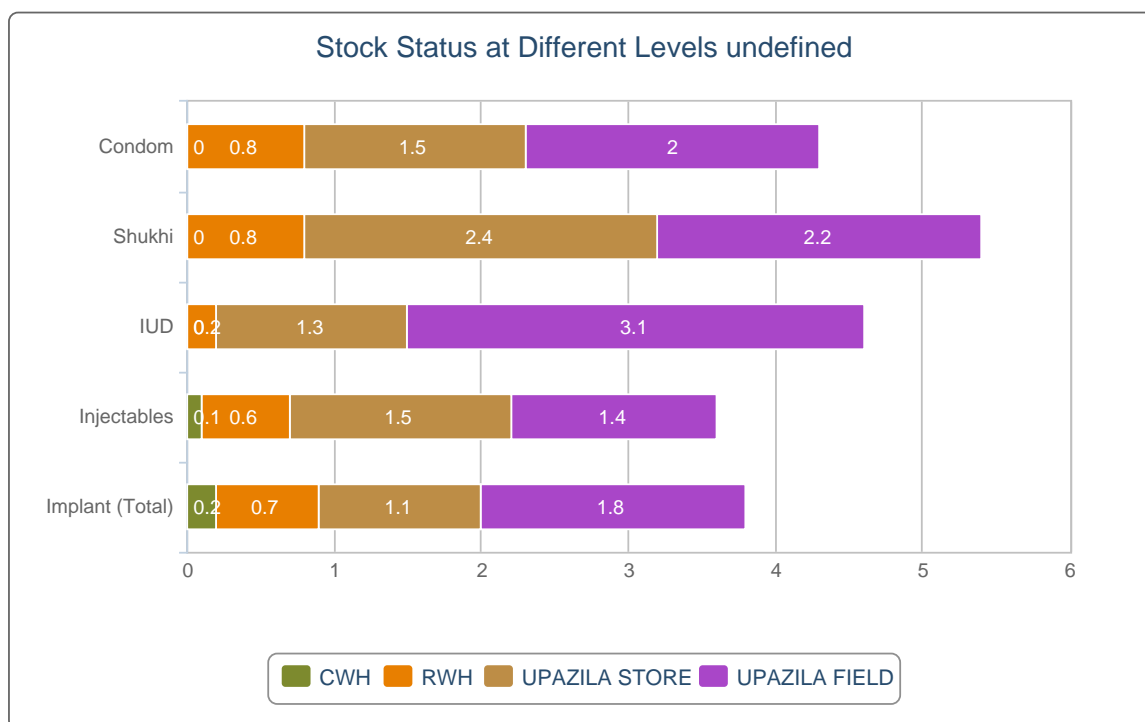


■ MOS less than 4.0
 ■ MOS 4.0 - 7.9
 ■ MOS 8.0 and above
 MOS = Month of Stock

National Level Stock Status of October, 2017

SL	Name of Products	Reported Consumption	Reported Closing Balance	Average Monthly Consumption	MOS
1	Condom	10,986,627	46,779,261	10,895,107	4.3
2	Shukhi	7,825,847	42,049,089	7,778,746	5.4
3	IUD	18,304	85,655	17,074	5.0
4	Injectables	932,883	3,407,592	926,552	3.7
5	Implant (Total)	41,597	156,678	32,200	4.9

4. Stock Status Report at Different Levels

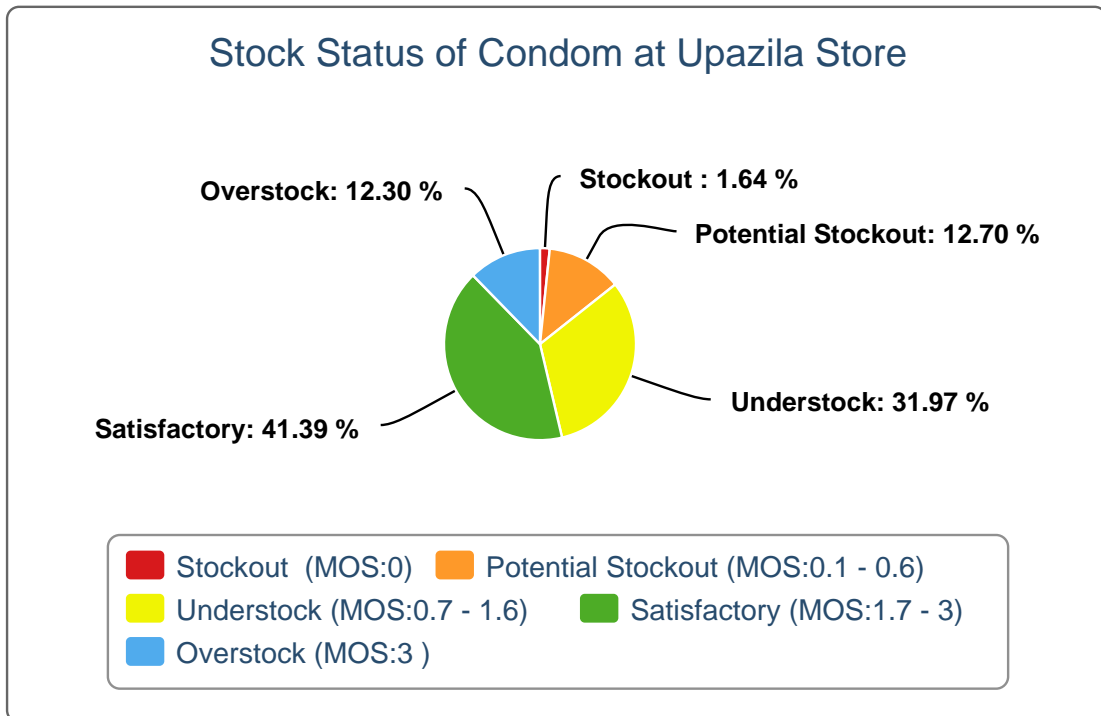


Stock Status at Different Levels October, 2017

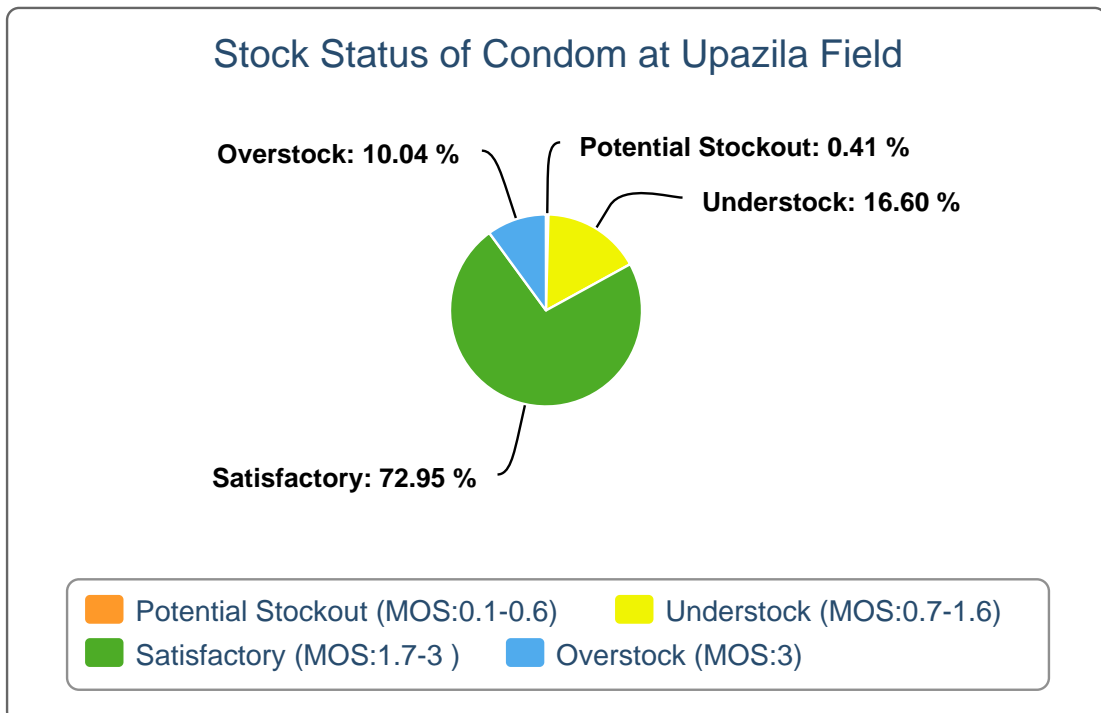
Products	Avg. Consump. of Last 6 Months	CWH Level	MOS	RWH Level	MOS	Upazila Level	MOS	Field Level	MOS	National Level	MOS
Condom	10,895,107	0	0	8,428,800	0.8	16,498,535	1.5	21,851,926	2	46,779,261	4.3
Shukhi	7,778,746	97,920	0	5,970,960	0.8	18,840,956	2.4	17,139,253	2.2	42,049,089	5.4
IUD	17,074	700	0	3,390	0.2	24,105	1.4	57,460	3.4	85,655	5
Injectables	926,552	127,400	0.1	592,500	0.6	1,364,337	1.5	1,323,355	1.4	3,407,592	3.7
Implant (Total)	32,200	6,656	0.2	30,341	0.9	45,462	1.4	74,219	2.3	156,678	4.9

5. Contraceptive Stock Status by Product at Upazila Store and Field

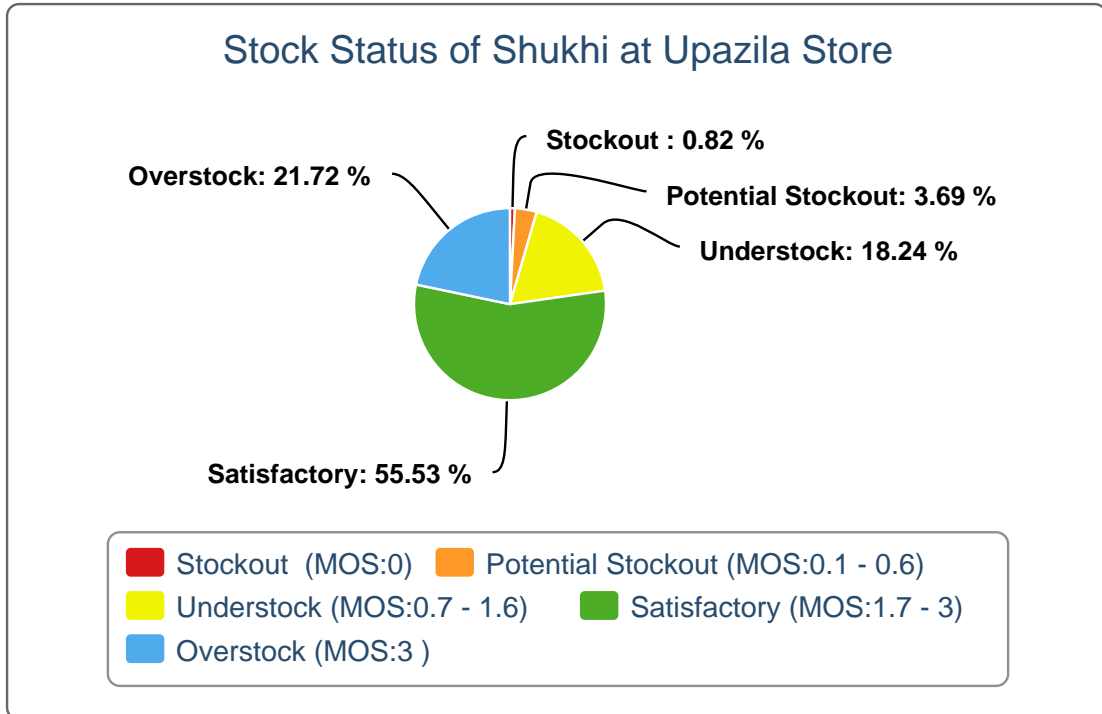
5(a).



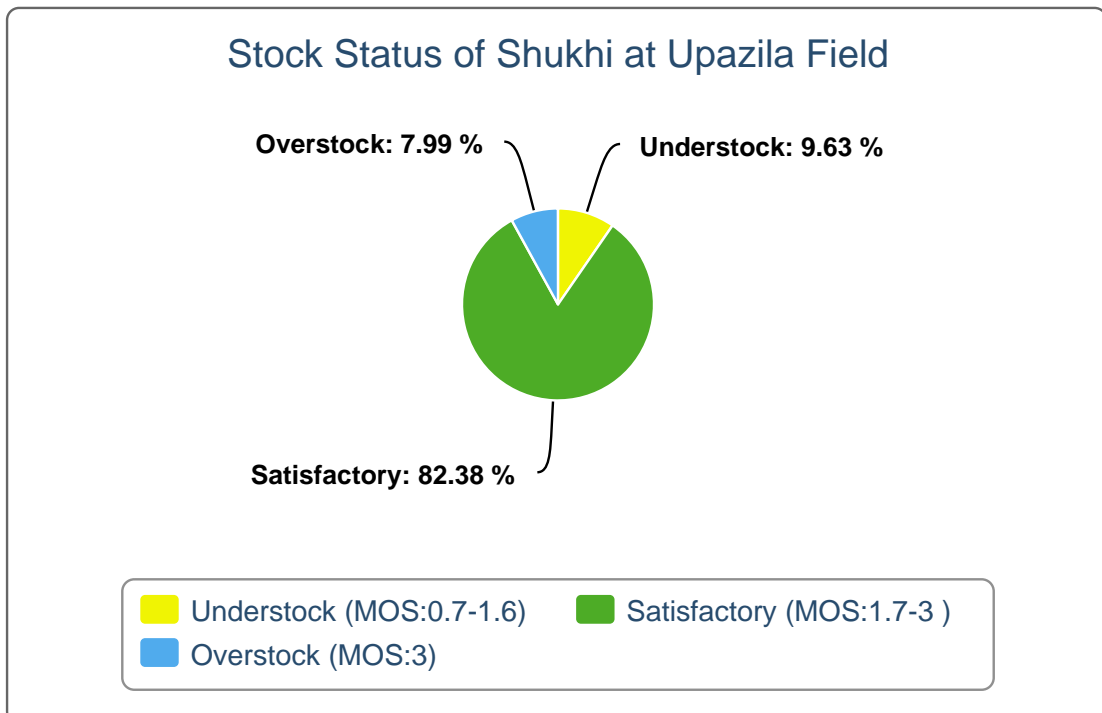
5(b).



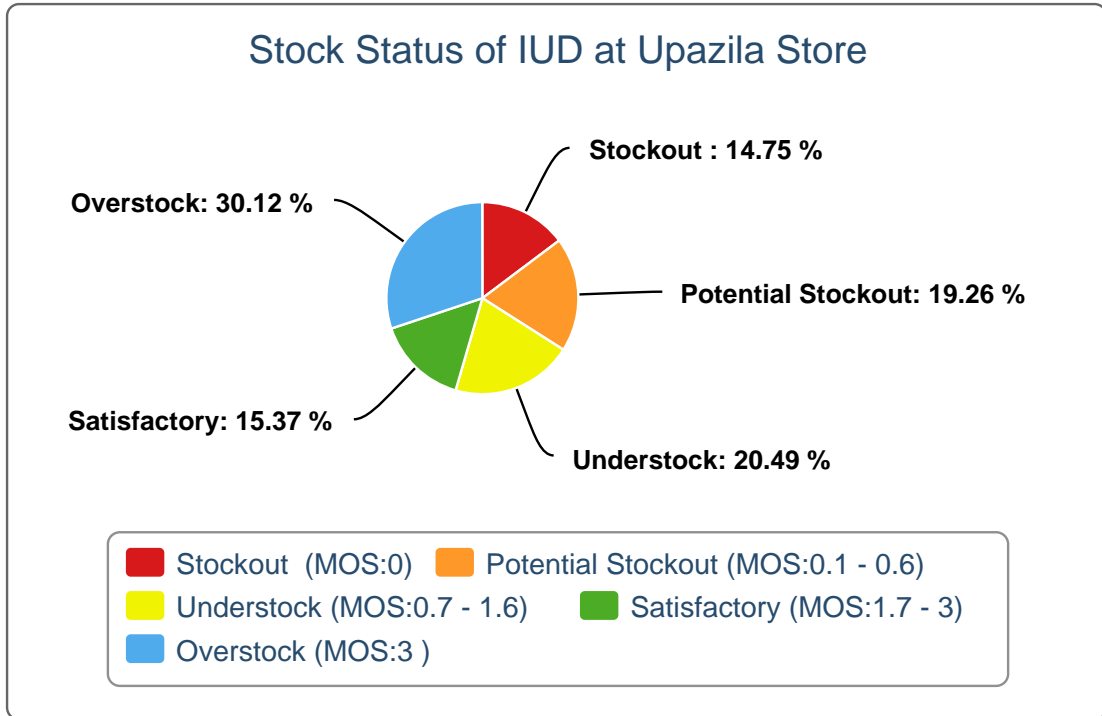
5(c).



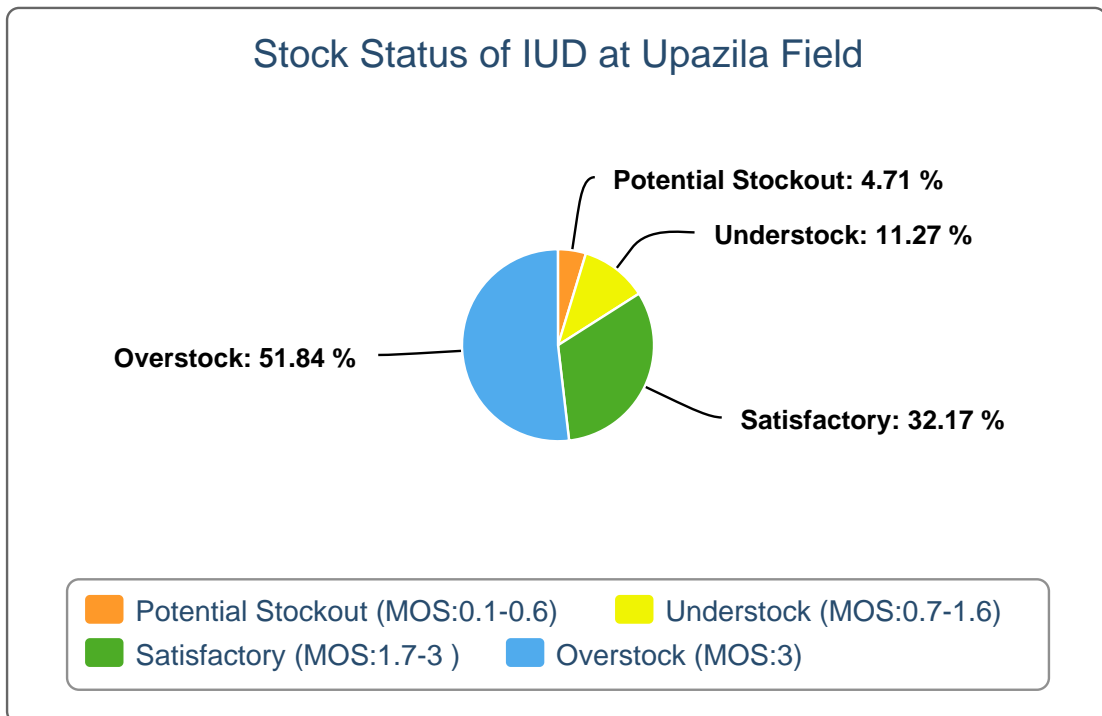
5(d).



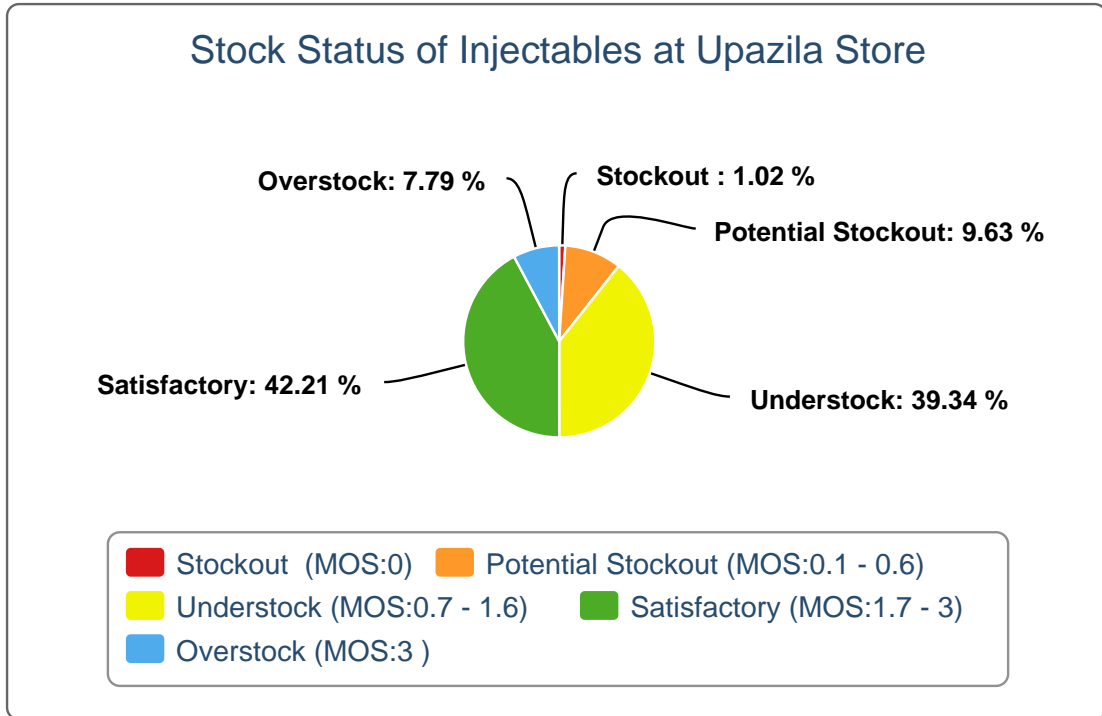
5(e).



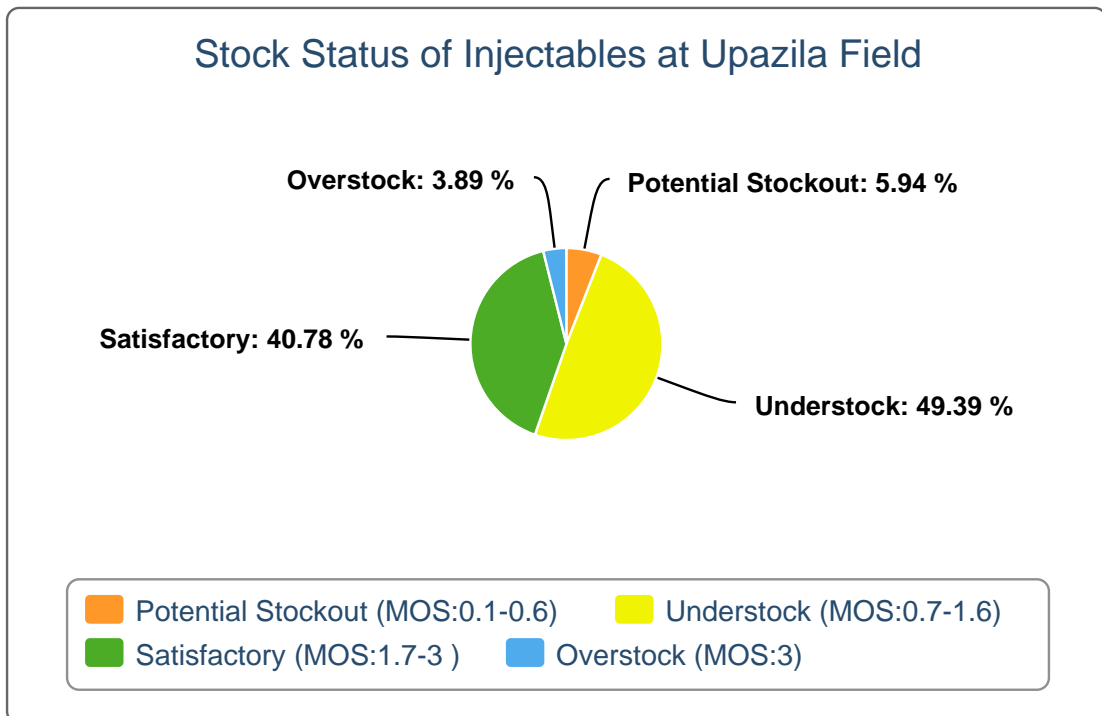
5(f).



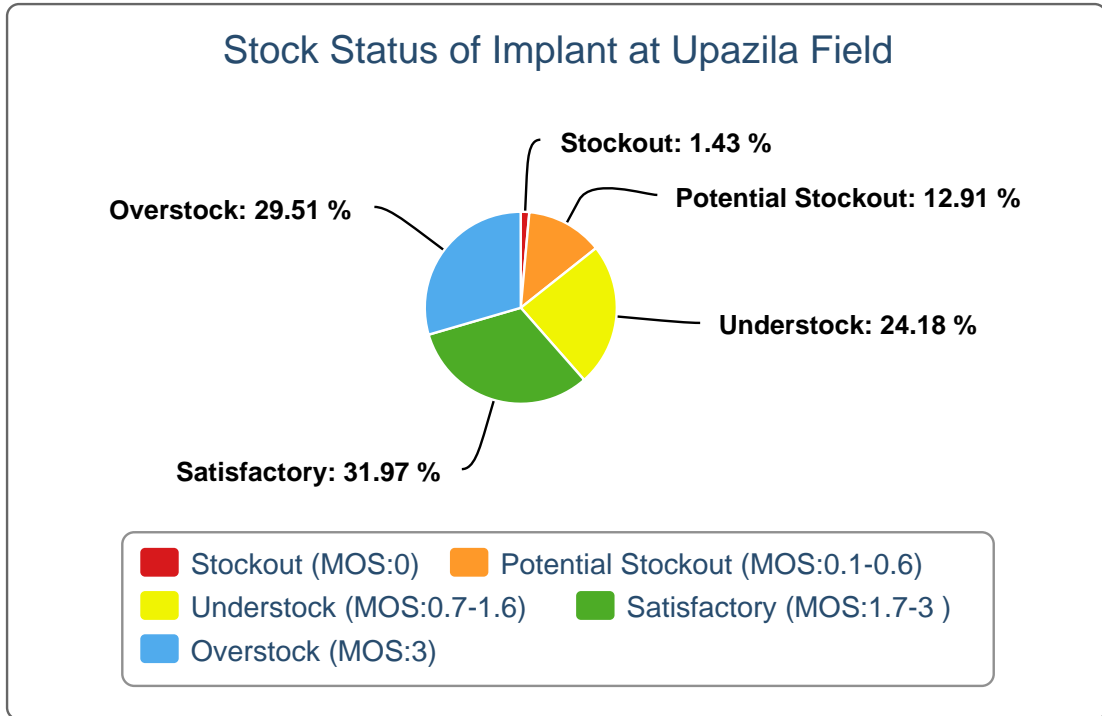
5(g).



5(h).



5(i).



6(a). Contraceptive Stock Status by Product at Regional Warehouses

SL	WH Name	Condom			Shukhi			IUD			Injectables			Implant		
		CBL	AMD	MOS	CBL	AMD	MOS	CBL	AMD	MOS	CBL	AMD	MOS	CBL	AMD	MOS
1	Bandarbon RWH	141,600	29,614	4.8	145,440	22,152	6.6	50	96	0.5	4,000	3,230	1.2	648	186	3.5
2	Bhola RWH	128,400	136,207	0.9	97,920	94,324	1.0	150	354	0.4	44,000	38,003	1.2	1,736	601	2.9
3	Bogra RWH	252,000	538,463	0.5	720,720	430,288	1.7	0	766	0.0	4,100	34,465	0.1	36	2,434	0.0
4	Chittagong RWH	120,200	563,645	0.2	1,162,080	374,269	3.1	25	1,276	0.0	57,500	57,325	1.0	5,042	2,089	2.4
5	Comilla RWH	75,000	805,357	0.1	578,880	414,319	1.4	0	1,447	0.0	46,000	70,053	0.7	5,446	1,879	2.9
6	Dhaka CWH	0	1,655,436	0.0	97,920	933,442	0.1	700	2,381	0.3	127,400	110,131	1.2	6,656	3,144	2.1
7	Dinajpur RWH	3,600	209,832	0.0	201,600	336,562	0.6	20	621	0.0	5,000	36,275	0.1	4,090	2,144	1.9
8	Faridpur RWH	237,600	702,570	0.3	0	484,379	0.0	0	1,259	0.0	22,000	46,309	0.5	280	2,168	0.1
9	Jamalpur RWH	241,200	389,494	0.6	64,800	271,174	0.2	40	492	0.1	25,900	32,932	0.8	1,150	1,031	1.1
10	Jessore RWH	582,000	506,092	1.1	40,320	345,549	0.1	50	741	0.1	25,500	46,231	0.6	288	1,366	0.2
11	Khulna RWH	4,494,400	730,749	6.2	198,720	461,113	0.4	250	908	0.3	36,200	42,389	0.9	2,632	1,455	1.8
12	Kushtia RWH	61,200	337,038	0.2	167,040	183,297	0.9	429	250	1.7	34,100	34,981	1.0	65	591	0.1
13	Mymensingh RWH	507,600	770,853	0.7	368,640	797,868	0.5	300	856	0.4	39,500	52,119	0.8	4,420	2,412	1.8
14	Noakhali RWH	253,800	342,924	0.7	488,160	200,211	2.4	10	726	0.0	17,000	39,139	0.4	1,050	1,303	0.8
15	Pabna RWH	3,600	554,075	0.0	204,480	371,797	0.5	25	961	0.0	33,000	46,477	0.7	68	1,121	0.1
16	Patuakhali RWH	1,011,000	123,856	8.2	443,520	154,752	2.9	650	412	1.6	29,900	26,242	1.1	1,264	951	1.3
17	Rajshahi RWH	75,600	695,359	0.1	190,080	326,265	0.6	191	538	0.4	32,700	38,027	0.9	300	1,349	0.2
18	Rangamati RWH	104,400	58,883	1.8	76,320	39,443	1.9	200	90	2.2	9,000	3,443	2.6	1,088	269	4.0
19	Rangpur RWH	0	618,407	0.0	100,800	806,863	0.1	0	1,628	0.0	47,500	94,184	0.5	0	3,199	0.0
20	Sylhet RWH	132,600	756,889	0.2	455,040	425,885	1.1	950	771	1.2	54,000	48,806	1.1	738	1,628	0.5
21	Tangail RWH	3,000	369,364	0.0	266,400	304,794	0.9	50	501	0.1	25,600	25,791	1.0	0	880	0.0

6(b). Contraceptive Stock Status by Product at Upazila

SL	Warehouse Name	Upazila Name	Condom			Shukhi			IUD			Injectables			Implant		
			CBL	AMD	MOS	CBL	AMD	MOS	CBL	AMD	MOS	CBL	AMD	MOS	CBL	AMD	MOS
1	Bandarbon RWH	Alikadam	8,200	2,099	3.9	5,850	1,817	3.2	50	7	7.1	2,997	735	4.1	42	24	1.8
2	Bandarbon RWH	Bandarban Sadar	12,800	5,064	2.5	9,400	4,517	2.1	51	36	1.4	1,552	712	2.2	94	39	2.4
3	Bandarbon RWH	Lama	12,700	6,292	2.0	5,790	5,172	1.1	60	24	2.5	1,521	712	2.1	25	51	0.5
4	Bandarbon RWH	Naikhongchhari	10,100	7,238	1.4	10,965	5,745	1.9	76	7	10.9	2,061	659	3.1	112	9	12.4
5	Bandarbon RWH	Rowangchhari	2,000	2,212	0.9	1,510	1,869	0.8	53	5	10.6	651	206	3.2	11	20	0.6
6	Bandarbon RWH	Ruma	16,500	4,222	3.9	11,880	1,280	9.3	55	5	11.0	1,818	99	18.4	32	12	2.7
7	Bandarbon RWH	Thanchi	7,200	2,487	2.9	4,975	1,752	2.8	47	12	3.9	712	107	6.7	7	31	0.2
8	Bhola RWH	Bhola Sadar	35,300	12,480	2.8	25,530	11,185	2.3	128	57	2.2	5,250	5,148	1.0	81	240	0.3
9	Bhola RWH	Burhanuddin	15,300	5,576	2.7	19,365	9,066	2.1	50	31	1.6	3,040	1,909	1.6	144	69	2.1
10	Bhola RWH	Char Fasson	88,230	37,781	2.3	40,713	17,973	2.3	155	99	1.6	7,271	8,610	0.8	184	78	2.4
11	Bhola RWH	Daulat Khan	30,100	12,938	2.3	18,130	8,870	2.0	25	27	0.9	4,000	3,749	1.1	216	16	13.5
12	Bhola RWH	Hizla	21,000	9,758	2.2	13,522	6,143	2.2	34	16	2.1	4,161	1,595	2.6	354	27	13.1
13	Bhola RWH	Lalmohan	39,700	19,172	2.1	23,865	14,604	1.6	100	54	1.9	4,300	6,737	0.6	72	61	1.2
14	Bhola RWH	Manpura	9,952	4,882	2.0	6,648	2,776	2.4	35	8	4.4	2,685	1,725	1.6	22	31	0.7
15	Bhola RWH	Mehendiganj	33,500	16,207	2.1	22,120	12,053	1.8	31	24	1.3	6,120	3,696	1.7	216	32	6.8
16	Bhola RWH	Muladi	20,800	8,200	2.5	13,740	6,179	2.2	49	21	2.3	3,205	1,703	1.9	288	21	13.7
17	Bhola RWH	Tazumuddin	23,200	9,213	2.5	12,160	5,475	2.2	25	17	1.5	2,300	3,131	0.7	216	26	8.3
18	Bogra RWH	Adamdighi	28,700	13,978	2.1	60,930	8,450	7.2	9	24	0.4	1,226	496	2.5	0	48	0.0
19	Bogra RWH	Akkelpur	43,000	5,755	7.5	34,285	6,284	5.5	21	15	1.4	1,606	442	3.6	0	72	0.0
20	Bogra RWH	Atrai	800	15,026	0.1	61,925	14,213	4.4	103	11	9.4	1,671	476	3.5	72	71	1.0
21	Bogra RWH	Badalgachhi	42,300	15,876	2.7	54,465	15,418	3.5	78	20	3.9	2,182	1,489	1.5	72	63	1.1
22	Bogra RWH	Bogra Sadar	45,200	62,219	0.7	15	21,799	0.0	58	79	0.7	2,738	4,150	0.7	471	255	1.8
23	Bogra RWH	Dhamoirhat	4,284	8,152	0.5	108,998	10,291	10.6	185	18	10.3	51	992	0.1	344	55	6.3
24	Bogra RWH	Dhunat	51,000	26,271	1.9	74,945	20,770	3.6	0	22	0.0	4,715	2,192	2.2	0	83	0.0
25	Bogra RWH	Dhupchanchia	28,000	7,619	3.7	30,450	8,294	3.7	6	15	0.4	2,706	806	3.4	0	99	0.0

SL	Warehouse Name	Upazila Name	Condom			Shukhi			IUD			Injectables			Implant		
			CBL	AMD	MOS	CBL	AMD	MOS	CBL	AMD	MOS	CBL	AMD	MOS	CBL	AMD	MOS
26	Bogra RWH	Gabtali	14,000	34,105	0.4	131,520	19,295	6.8	21	14	1.5	3,700	2,322	1.6	0	81	0.0
27	Bogra RWH	Ghoraghat	6,500	6,316	1.0	43,005	7,502	5.7	0	26	0.0	10	356	0.0	72	33	2.2
28	Bogra RWH	Hakimpur	1,995	8,481	0.2	6,046	5,751	1.1	3	12	0.3	66	333	0.2	288	41	7.0
29	Bogra RWH	Joypurhat Sadar	9,700	20,009	0.5	80,940	15,193	5.3	0	71	0.0	0	1,397	0.0	70	203	0.3
30	Bogra RWH	Kahaloo	31,000	15,763	2.0	44,190	11,798	3.7	23	25	0.9	2,857	771	3.7	0	103	0.0
31	Bogra RWH	Kalai	6,764	7,494	0.9	106,605	8,934	11.9	7	16	0.4	155	502	0.3	0	65	0.0
32	Bogra RWH	Khetlal	16,500	7,594	2.2	13,455	5,380	2.5	31	9	3.4	202	251	0.8	114	29	3.9
33	Bogra RWH	Mahadebpur	59,100	15,560	3.8	81,795	19,785	4.1	3	25	0.1	2,401	1,015	2.4	0	171	0.0
34	Bogra RWH	Manda	62,400	21,172	2.9	146,880	31,647	4.6	50	64	0.8	3,440	1,775	1.9	442	47	9.4
35	Bogra RWH	Nandigram	30,400	9,671	3.1	65,490	14,963	4.4	93	4	23.3	1,328	326	4.1	72	35	2.1
36	Bogra RWH	Naogaon Sadar	57,400	35,665	1.6	92,745	22,114	4.2	1	40	0.0	3,639	1,583	2.3	0	62	0.0
37	Bogra RWH	Niamatpur	52,900	12,074	4.4	59,655	14,599	4.1	71	18	3.9	2,106	1,033	2.0	288	59	4.9
38	Bogra RWH	Panchbibi	1,160	12,524	0.1	14,145	8,671	1.6	6	33	0.2	206	549	0.4	46	117	0.4
39	Bogra RWH	Patnitala	31,526	8,721	3.6	78,632	9,312	8.4	14	19	0.7	1,599	432	3.7	72	100	0.7
40	Bogra RWH	Porsha	39,264	11,616	3.4	37,620	11,336	3.3	16	11	1.5	2,081	497	4.2	72	24	3.0
41	Bogra RWH	Raninagar	712	13,174	0.1	60,495	13,622	4.4	150	11	13.6	2,516	671	3.7	388	33	11.8
42	Bogra RWH	Sapahar	39,800	9,051	4.4	40,650	10,829	3.8	18	6	3.0	1,867	859	2.2	216	24	9.0
43	Bogra RWH	Sariakandi	0	11,082	0.0	11,715	8,523	1.4	50	26	1.9	1,040	1,243	0.8	0	102	0.0
44	Bogra RWH	Shajahanpur	118,500	42,350	2.8	73,260	17,504	4.2	1	36	0.0	3,295	1,031	3.2	0	93	0.0
45	Bogra RWH	Sherpur	96,900	29,088	3.3	104,881	20,565	5.1	0	23	0.0	7,241	1,453	5.0	0	89	0.0
46	Bogra RWH	Shibganj	42,900	31,729	1.4	159,750	27,968	5.7	5	28	0.2	1,200	3,836	0.3	0	89	0.0
47	Bogra RWH	Sonatola	12,800	20,328	0.6	107,355	19,478	5.5	0	45	0.0	3,123	1,187	2.6	0	88	0.0
48	Chittagong RWH	Anowara	34,600	13,658	2.5	26,535	12,117	2.2	5	31	0.2	1,390	852	1.6	350	54	6.5
49	Chittagong RWH	Banshkhali	51,100	26,087	2.0	33,630	17,201	2.0	1	29	0.0	3,428	2,277	1.5	202	62	3.3
50	Chittagong RWH	Boalkhali	21,800	9,226	2.4	26,169	11,980	2.2	25	30	0.8	1,348	524	2.6	144	27	5.3

SL	Warehouse Name	Upazila Name	Condom			Shukhi			IUD			Injectables			Implant		
			CBL	AMD	MOS	CBL	AMD	MOS	CBL	AMD	MOS	CBL	AMD	MOS	CBL	AMD	MOS
51	Chittagong RWH	Chakaria	44,400	22,127	2.0	35,640	17,043	2.1	0	71	0.0	4,761	3,790	1.3	25	124	0.2
52	Chittagong RWH	Chandanaish	22,500	11,258	2.0	22,200	9,446	2.4	19	35	0.5	1,920	759	2.5	20	56	0.4
53	Chittagong RWH	Cox's Bazar Sadar	65,600	29,670	2.2	38,355	18,494	2.1	42	54	0.8	5,382	3,062	1.8	268	97	2.8
54	Chittagong RWH	Dighinala	27,000	11,256	2.4	16,335	8,729	1.9	12	9	1.3	1,365	959	1.4	100	21	4.8
55	Chittagong RWH	Double Mooring	130,476	61,928	2.1	37,725	15,756	2.4	8	136	0.1	6,280	5,075	1.2	664	209	3.2
56	Chittagong RWH	Fatikchhari	68,800	27,781	2.5	43,135	19,459	2.2	24	48	0.5	4,045	2,524	1.6	200	114	1.8
57	Chittagong RWH	Hathazari	79,700	38,791	2.1	38,865	19,882	2.0	3	35	0.1	1,540	1,304	1.2	172	58	3.0
58	Chittagong RWH	Khagrachhari Sadar	22,200	7,843	2.8	17,688	6,290	2.8	18	42	0.4	1,323	759	1.7	89	36	2.5
59	Chittagong RWH	Kutubdia	5,400	4,717	1.1	7,110	4,988	1.4	0	15	0.0	1,142	1,357	0.8	144	63	2.3
60	Chittagong RWH	Lakshmichhari	4,400	2,003	2.2	11,490	2,698	4.3	21	8	2.6	375	88	4.3	55	5	11.0
61	Chittagong RWH	Lohagara	32,400	9,860	3.3	20,400	8,713	2.3	14	18	0.8	1,663	1,382	1.2	100	32	3.1
62	Chittagong RWH	Mahalchhari	12,100	3,974	3.0	15,540	4,423	3.5	8	6	1.3	1,095	377	2.9	50	11	4.5
63	Chittagong RWH	Maheshkhali	18,400	8,202	2.2	37,620	18,029	2.1	32	47	0.7	2,835	2,835	1.0	200	118	1.7
64	Chittagong RWH	Manikchhari	13,600	1,602	8.5	4,050	1,873	2.2	40	4	10.0	838	501	1.7	60	14	4.3
65	Chittagong RWH	Matiranga	21,200	8,908	2.4	14,610	7,211	2.0	10	21	0.5	154	983	0.2	136	26	5.2
66	Chittagong RWH	Mirsharai	40,399	18,431	2.2	31,425	16,669	1.9	10	59	0.2	1,710	2,734	0.6	200	45	4.4
67	Chittagong RWH	Panchhari	12,700	3,879	3.3	9,615	5,015	1.9	35	2	17.5	625	306	2.0	0	29	0.0
68	Chittagong RWH	Panchlaish	100,360	52,313	1.9	27,191	10,449	2.6	67	105	0.6	5,422	3,688	1.5	464	158	2.9
69	Chittagong RWH	Patiya	55,700	23,353	2.4	44,550	20,500	2.2	5	118	0.0	3,010	2,288	1.3	200	119	1.7
70	Chittagong RWH	Pekua	7,900	5,996	1.3	10,710	7,229	1.5	5	10	0.5	1,271	1,882	0.7	106	74	1.4
71	Chittagong RWH	Ramgarh	12,950	3,219	4.0	8,640	4,007	2.2	27	5	5.4	129	246	0.5	84	27	3.1
72	Chittagong RWH	Ramu	31,400	13,444	2.3	27,330	12,483	2.2	1	24	0.0	4,347	2,795	1.6	150	64	2.3
73	Chittagong RWH	Rangunia	53,500	29,760	1.8	30,285	15,090	2.0	2	57	0.0	2,191	1,871	1.2	200	69	2.9
74	Chittagong RWH	Raozan	60,316	25,900	2.3	32,120	15,419	2.1	2	74	0.0	1,534	1,258	1.2	278	51	5.5
75	Chittagong RWH	Sandwip	44,766	10,813	4.1	61,320	12,781	4.8	114	38	3.0	3,069	2,046	1.5	288	57	5.1

SL	Warehouse Name	Upazila Name	Condom			Shukhi			IUD			Injectables			Implant		
			CBL	AMD	MOS	CBL	AMD	MOS	CBL	AMD	MOS	CBL	AMD	MOS	CBL	AMD	MOS
76	Chittagong RWH	Satkania	33,200	11,673	2.8	24,002	11,472	2.1	1	31	0.0	1,333	1,129	1.2	100	83	1.2
77	Chittagong RWH	Sitakunda	86,200	26,916	3.2	50,855	15,005	3.4	0	64	0.0	2,861	1,675	1.7	128	61	2.1
78	Chittagong RWH	Teknaf	54,300	29,799	1.8	106,170	17,093	6.2	22	36	0.6	7,062	4,157	1.7	432	71	6.1
79	Chittagong RWH	Ukhia	44,300	9,258	4.8	27,510	6,725	4.1	58	14	4.1	8,712	1,842	4.7	200	54	3.7
80	Comilla RWH	Akhaura	60,400	9,556	6.3	29,415	6,217	4.7	132	16	8.3	3,162	837	3.8	110	24	4.6
81	Comilla RWH	Ashuganj	17,700	15,374	1.2	12,210	7,312	1.7	145	31	4.7	2,487	1,155	2.2	486	30	16.2
82	Comilla RWH	Banchhampur	124,200	21,259	5.8	54,285	10,759	5.0	38	57	0.7	3,028	2,632	1.2	100	59	1.7
83	Comilla RWH	Barura	53,600	35,635	1.5	66,195	21,076	3.1	10	62	0.2	557	3,035	0.2	150	86	1.7
84	Comilla RWH	Bijoyagar	45,300	21,811	2.1	19,305	10,824	1.8	6	11	0.5	2,123	1,971	1.1	108	27	4.0
85	Comilla RWH	Brahman Para	13,200	12,332	1.1	19,230	9,691	2.0	2	31	0.1	2,526	1,028	2.5	50	42	1.2
86	Comilla RWH	Brahmanbaria Sadar	76,000	54,491	1.4	68,250	15,444	4.4	157	60	2.6	1,820	3,155	0.6	300	72	4.2
87	Comilla RWH	Burichang	35,000	44,563	0.8	40,650	17,420	2.3	21	85	0.2	3,170	2,236	1.4	272	74	3.7
88	Comilla RWH	Chandina	60,489	31,176	1.9	73,520	13,933	5.3	10	61	0.2	202	2,519	0.1	72	18	4.0
89	Comilla RWH	Chandpur Sadar	84,200	14,405	5.8	31,830	14,308	2.2	157	79	2.0	4,037	2,368	1.7	100	81	1.2
90	Comilla RWH	Chauddagam	78,100	22,840	3.4	60,240	21,087	2.9	396	47	8.4	463	3,856	0.1	100	60	1.7
91	Comilla RWH	Comilla Adarsha Sadar	50,000	55,484	0.9	39,885	19,185	2.1	20	119	0.2	3,713	3,095	1.2	278	138	2.0
92	Comilla RWH	Comilla Sadar Dakshin	31,900	26,645	1.2	24,055	19,476	1.2	49	52	0.9	3,722	2,921	1.3	342	49	7.0
93	Comilla RWH	Daudkandi	54,700	25,801	2.1	41,640	13,008	3.2	34	84	0.4	2,645	2,154	1.2	100	35	2.9
94	Comilla RWH	Debidwar	100,400	22,138	4.5	57,930	19,894	2.9	113	102	1.1	4,159	2,581	1.6	100	105	1.0
95	Comilla RWH	Faridganj	68,500	21,978	3.1	57,300	12,580	4.6	335	30	11.2	4,980	2,675	1.9	200	99	2.0
96	Comilla RWH	Haim Char	23,400	3,476	6.7	20,985	4,974	4.2	89	4	22.3	3,126	723	4.3	25	15	1.7
97	Comilla RWH	Hajiganj	69,700	10,415	6.7	98,280	9,984	9.8	411	21	19.6	3,684	2,171	1.7	250	40	6.3
98	Comilla RWH	Homna	16,800	28,387	0.6	44,790	8,171	5.5	3	39	0.1	3,282	1,568	2.1	100	24	4.2
99	Comilla RWH	Kachua	115,800	23,500	4.9	83,085	14,489	5.7	237	32	7.4	1,011	3,299	0.3	100	56	1.8
100	Comilla RWH	Kasba	35,700	42,878	0.8	42,735	17,277	2.5	180	28	6.4	3,345	1,460	2.3	0	59	0.0

SL	Warehouse Name	Upazila Name	Condom			Shukhi			IUD			Injectables			Implant		
			CBL	AMD	MOS	CBL	AMD	MOS	CBL	AMD	MOS	CBL	AMD	MOS	CBL	AMD	MOS
101	Comilla RWH	Laksam	33,749	15,509	2.2	31,982	9,029	3.5	9	65	0.1	3,282	1,832	1.8	250	38	6.6
102	Comilla RWH	Manoharganj	66,600	13,070	5.1	29,160	7,617	3.8	69	25	2.8	778	1,333	0.6	200	34	5.9
103	Comilla RWH	Matlab Dakshin	34,298	19,316	1.8	27,597	7,520	3.7	185	23	8.0	3,447	1,998	1.7	196	38	5.2
104	Comilla RWH	Matlab Uttar	67,500	17,756	3.8	61,365	13,284	4.6	202	37	5.5	5,828	1,955	3.0	100	85	1.2
105	Comilla RWH	Meghna	25,100	6,379	3.9	22,915	4,500	5.1	7	15	0.5	1,883	939	2.0	160	13	12.3
106	Comilla RWH	Muradnagar	146,800	50,401	2.9	45,075	22,147	2.0	10	54	0.2	670	2,827	0.2	243	65	3.7
107	Comilla RWH	Nabinagar	168,300	49,276	3.4	78,015	16,881	4.6	444	28	15.9	5,635	2,775	2.0	350	124	2.8
108	Comilla RWH	Nangalkot	700	27,774	0.0	28,305	10,812	2.6	37	58	0.6	3,847	2,398	1.6	0	75	0.0
109	Comilla RWH	Nasirnagar	48,700	18,961	2.6	30,885	12,823	2.4	85	21	4.0	3,991	1,376	2.9	272	61	4.5
110	Comilla RWH	Sarail	28,200	26,322	1.1	72,315	11,021	6.6	110	29	3.8	1,537	1,850	0.8	100	75	1.3
111	Comilla RWH	Shahrasti	11,000	4,499	2.4	17,340	6,961	2.5	135	13	10.4	3,501	1,974	1.8	30	38	0.8
112	Comilla RWH	Titas	63,300	11,950	5.3	55,348	4,615	12.0	62	28	2.2	3,061	1,357	2.3	100	40	2.5
113	Dhaka CWH	Araihazar	70,200	15,423	4.6	44,861	22,267	2.0	100	46	2.2	5,020	2,080	2.4	0	86	0.0
114	Dhaka CWH	Bandar	84,200	47,303	1.8	39,125	18,313	2.1	9	51	0.2	1,827	2,542	0.7	390	58	6.7
115	Dhaka CWH	Belabo	16,800	13,179	1.3	24,420	12,097	2.0	6	23	0.3	2,406	1,272	1.9	100	62	1.6
116	Dhaka CWH	Daulatpur	15,500	12,732	1.2	22,845	10,472	2.2	0	19	0.0	1,492	886	1.7	0	42	0.0
117	Dhaka CWH	Dhamrai	35,700	27,697	1.3	45,888	25,006	1.8	3	84	0.0	2,854	1,664	1.7	0	66	0.0
118	Dhaka CWH	Dohar	18,352	13,974	1.3	16,953	8,184	2.1	220	16	13.8	849	678	1.3	216	42	5.1
119	Dhaka CWH	Gazaria	17,000	6,852	2.5	15,625	6,212	2.5	110	10	11.0	1,025	573	1.8	40	14	2.9
120	Dhaka CWH	Gazipur Sadar	142,400	76,852	1.9	66,585	36,630	1.8	0	105	0.0	6,884	2,851	2.4	100	136	0.7
121	Dhaka CWH	Ghior	40,100	22,819	1.8	40,615	11,118	3.7	16	20	0.8	1,101	1,094	1.0	0	34	0.0
122	Dhaka CWH	Harirampur	19,900	13,815	1.4	43,230	6,219	7.0	61	18	3.4	1,620	695	2.3	400	62	6.5
123	Dhaka CWH	Kaliakair	26,800	18,760	1.4	35,085	19,027	1.8	2	24	0.1	1,520	600	2.5	206	68	3.0
124	Dhaka CWH	Kaliganj	44,900	39,543	1.1	33,840	19,291	1.8	34	39	0.9	2,588	1,205	2.1	144	27	5.3
125	Dhaka CWH	Kapasias	87,300	22,408	3.9	37,100	17,424	2.1	4	26	0.2	1,362	872	1.6	100	46	2.2

SL	Warehouse Name	Upazila Name	Condom			Shukhi			IUD			Injectables			Implant		
			CBL	AMD	MOS	CBL	AMD	MOS	CBL	AMD	MOS	CBL	AMD	MOS	CBL	AMD	MOS
126	Dhaka CWH	Keraniganj	103,758	53,421	1.9	68,629	31,951	2.1	128	144	0.9	7,435	4,175	1.8	424	145	2.9
127	Dhaka CWH	Lohajang	23,300	20,684	1.1	22,665	11,154	2.0	0	21	0.0	2,000	935	2.1	350	45	7.8
128	Dhaka CWH	Manikganj Sadar	72,800	42,087	1.7	34,575	16,438	2.1	30	37	0.8	4,670	2,170	2.2	200	97	2.1
129	Dhaka CWH	Manohardi	23,500	28,153	0.8	122,443	14,142	8.7	0	67	0.0	5,500	2,367	2.3	200	16	12.5
130	Dhaka CWH	Mirpur	2,400	165,521	0.0	82,425	51,562	1.6	5	313	0.0	13,309	11,751	1.1	20	326	0.1
131	Dhaka CWH	Munshiganj Sadar	48,000	26,599	1.8	33,075	16,497	2.0	5	31	0.2	2,992	1,759	1.7	100	101	1.0
132	Dhaka CWH	Narayanganj Sadar	116,800	143,302	0.8	103,425	59,912	1.7	8	144	0.1	14,230	8,755	1.6	730	220	3.3
133	Dhaka CWH	Narsingdi Sadar	80,135	90,408	0.9	118,394	63,317	1.9	0	94	0.0	11,254	8,640	1.3	1,034	93	11.1
134	Dhaka CWH	Nawabganj	43,300	20,802	2.1	27,576	12,395	2.2	33	21	1.6	970	999	1.0	200	55	3.6
135	Dhaka CWH	Palash	17,000	9,708	1.8	23,760	10,909	2.2	0	20	0.0	2,000	1,185	1.7	0	31	0.0
136	Dhaka CWH	Roypura	24,200	66,445	0.4	42,135	20,615	2.0	77	77	1.0	9,103	4,133	2.2	631	36	17.5
137	Dhaka CWH	Rupganj	67,977	36,856	1.8	68,200	34,198	2.0	0	50	0.0	3,860	3,339	1.2	0	60	0.0
138	Dhaka CWH	Saturia	7,000	9,761	0.7	16,485	8,242	2.0	4	26	0.2	1,372	739	1.9	0	63	0.0
139	Dhaka CWH	Savar	38,300	81,763	0.5	83,730	38,436	2.2	14	71	0.2	4,855	3,677	1.3	100	70	1.4
140	Dhaka CWH	Serajdikhan	44,300	29,952	1.5	39,670	20,454	1.9	0	42	0.0	3,081	1,667	1.8	300	31	9.7
141	Dhaka CWH	Shibalaya	14,936	16,778	0.9	20,368	7,567	2.7	23	15	1.5	2,000	1,174	1.7	56	54	1.0
142	Dhaka CWH	Shibpur	9,000	25,444	0.4	39,090	18,938	2.1	0	76	0.0	5,363	2,813	1.9	0	128	0.0
143	Dhaka CWH	Singair	24,800	25,690	1.0	38,635	14,023	2.8	84	21	4.0	2,061	944	2.2	0	48	0.0
144	Dhaka CWH	Sonargaon	54,600	27,242	2.0	48,195	23,445	2.1	42	44	1.0	4,234	2,981	1.4	50	78	0.6
145	Dhaka CWH	Sreenagar	53,680	43,176	1.2	113,365	23,999	4.7	0	37	0.0	3,500	1,763	2.0	200	41	4.9
146	Dhaka CWH	Sreepur	58,300	46,736	1.2	47,997	29,640	1.6	0	49	0.0	5,050	2,400	2.1	0	64	0.0
147	Dhaka CWH	Tejgaon	3,600	250,360	0.0	41,040	168,285	0.2	31	401	0.1	25,785	22,760	1.1	304	430	0.7
148	Dhaka CWH	Tongi	81,020	49,126	1.6	33,147	15,501	2.1	5	88	0.1	3,844	1,500	2.6	417	143	2.9
149	Dhaka CWH	Tongibari	40,900	14,065	2.9	39,195	9,562	4.1	56	11	5.1	851	493	1.7	200	26	7.7
150	Dinajpur RWH	Atwari	15,300	7,952	1.9	30,017	11,420	2.6	22	17	1.3	2,148	899	2.4	194	48	4.0

SL	Warehouse Name	Upazila Name	Condom			Shukhi			IUD			Injectables			Implant		
			CBL	AMD	MOS	CBL	AMD	MOS	CBL	AMD	MOS	CBL	AMD	MOS	CBL	AMD	MOS
151	Dinajpur RWH	Baliadangi	8,000	4,312	1.9	40,365	10,586	3.8	104	6	17.3	5,156	2,301	2.2	0	75	0.0
152	Dinajpur RWH	Biral	23,100	11,972	1.9	36,870	16,517	2.2	10	28	0.4	2,500	1,383	1.8	250	76	3.3
153	Dinajpur RWH	Birampur	7,100	6,687	1.1	44,205	7,276	6.1	29	14	2.1	976	328	3.0	72	38	1.9
154	Dinajpur RWH	Birganj	12,500	9,446	1.3	51,695	24,304	2.1	23	51	0.5	4,024	1,596	2.5	0	145	0.0
155	Dinajpur RWH	Bochaganj	15,300	6,169	2.5	32,742	12,579	2.6	8	39	0.2	1,505	710	2.1	0	94	0.0
156	Dinajpur RWH	Boda	10,000	11,589	0.9	43,905	21,131	2.1	25	20	1.3	4,779	2,279	2.1	0	117	0.0
157	Dinajpur RWH	Chirirbandar	3,848	7,682	0.5	26,205	17,215	1.5	41	23	1.8	2,521	1,235	2.0	0	86	0.0
158	Dinajpur RWH	Debiganj	17,000	12,179	1.4	54,090	27,975	1.9	37	51	0.7	6,114	3,185	1.9	0	100	0.0
159	Dinajpur RWH	Dinajpur Sadar	22,900	32,084	0.7	55,050	23,089	2.4	86	61	1.4	9,097	4,044	2.2	20	329	0.1
160	Dinajpur RWH	Fulbari	11,600	4,359	2.7	48,390	6,849	7.1	35	29	1.2	689	266	2.6	10	78	0.1
161	Dinajpur RWH	Haripur	11,700	5,289	2.2	32,010	9,182	3.5	28	9	3.1	2,489	1,270	2.0	0	43	0.0
162	Dinajpur RWH	Kaharole	8,600	3,202	2.7	34,868	8,380	4.2	11	31	0.4	1,154	682	1.7	0	89	0.0
163	Dinajpur RWH	Khansama	2,500	5,479	0.5	30,165	14,380	2.1	20	23	0.9	2,510	1,190	2.1	188	91	2.1
164	Dinajpur RWH	Nawabganj	13,100	10,228	1.3	39,405	14,624	2.7	34	16	2.1	3,007	1,266	2.4	0	52	0.0
165	Dinajpur RWH	Panchagarh Sadar	18,900	10,180	1.9	43,800	17,951	2.4	45	34	1.3	5,347	2,461	2.2	0	97	0.0
166	Dinajpur RWH	Parbatipur	25,200	21,773	1.2	63,068	22,070	2.9	174	58	3.0	5,887	2,694	2.2	22	125	0.2
167	Dinajpur RWH	Pirganj	12,900	6,287	2.1	44,895	13,239	3.4	38	17	2.2	4,124	1,686	2.4	200	79	2.5
168	Dinajpur RWH	Ranisankail	10,400	5,131	2.0	37,950	15,119	2.5	25	14	1.8	2,935	1,216	2.4	0	60	0.0
169	Dinajpur RWH	Tentulia	13,100	7,255	1.8	28,017	11,751	2.4	25	25	1.0	1,278	516	2.5	0	84	0.0
170	Dinajpur RWH	Thakurgaon Sadar	35,500	20,577	1.7	76,680	30,925	2.5	60	55	1.1	12,050	5,068	2.4	0	238	0.0
171	Faridpur RWH	Agailjhara	18,410	9,781	1.9	13,057	9,687	1.3	40	16	2.5	584	632	0.9	144	35	4.1
172	Faridpur RWH	Alfadanga	37,820	21,293	1.8	6,354	7,149	0.9	133	15	8.9	311	771	0.4	72	39	1.8
173	Faridpur RWH	Babuganj	9,400	5,263	1.8	9,045	7,510	1.2	28	32	0.9	576	704	0.8	0	40	0.0
174	Faridpur RWH	Baliakandi	46,600	24,882	1.9	20,010	14,837	1.3	8	43	0.2	1,923	1,031	1.9	0	43	0.0
175	Faridpur RWH	Banari Para	13,700	6,395	2.1	12,092	8,341	1.4	17	15	1.1	548	634	0.9	72	77	0.9

SL	Warehouse Name	Upazila Name	Condom			Shukhi			IUD			Injectables			Implant		
			CBL	AMD	MOS	CBL	AMD	MOS	CBL	AMD	MOS	CBL	AMD	MOS	CBL	AMD	MOS
176	Faridpur RWH	Barisal Sadar (kotwali)	59,400	34,570	1.7	27,405	22,073	1.2	14	57	0.2	2,812	3,131	0.9	40	98	0.4
177	Faridpur RWH	Bhanga	45,500	23,617	1.9	19,540	15,649	1.2	35	51	0.7	1,157	823	1.4	0	58	0.0
178	Faridpur RWH	Bhedarganj	26,600	14,298	1.9	14,340	9,603	1.5	5	28	0.2	1,641	1,731	0.9	0	32	0.0
179	Faridpur RWH	Boalmari	54,600	30,961	1.8	14,365	15,490	0.9	12	21	0.6	1,113	1,501	0.7	0	69	0.0
180	Faridpur RWH	Char Bhadrasan	19,600	10,422	1.9	4,614	2,764	1.7	29	11	2.6	244	253	1.0	0	20	0.0
181	Faridpur RWH	Damudya	13,600	7,079	1.9	7,915	5,194	1.5	11	13	0.8	526	473	1.1	22	27	0.8
182	Faridpur RWH	Faridpur Sadar	109,100	56,943	1.9	32,040	21,997	1.5	90	67	1.3	4,804	2,528	1.9	72	195	0.4
183	Faridpur RWH	Gaurnadi	16,200	8,780	1.8	14,760	10,587	1.4	0	21	0.0	1,037	1,087	1.0	172	31	5.5
184	Faridpur RWH	Goalanda	58,300	30,651	1.9	8,760	6,636	1.3	155	8	19.4	1,480	1,665	0.9	0	46	0.0
185	Faridpur RWH	Gopalganj Sadar	64,436	33,933	1.9	21,307	17,128	1.2	77	62	1.2	1,780	1,047	1.7	144	44	3.3
186	Faridpur RWH	Gosairhat	21,900	14,333	1.5	15,740	9,834	1.6	0	49	0.0	860	865	1.0	72	19	3.8
187	Faridpur RWH	Jhalokati Sadar	19,800	9,752	2.0	14,100	9,458	1.5	64	15	4.3	1,505	812	1.9	72	83	0.9
188	Faridpur RWH	Kalkini	27,400	11,397	2.4	16,890	13,636	1.2	111	31	3.6	1,771	1,259	1.4	0	97	0.0
189	Faridpur RWH	Kashiani	52,100	30,952	1.7	22,445	18,098	1.2	42	28	1.5	2,062	1,180	1.7	144	29	5.0
190	Faridpur RWH	Kotalipara	17,600	10,931	1.6	21,000	16,174	1.3	47	6	7.8	800	843	0.9	50	54	0.9
191	Faridpur RWH	Madaripur Sadar	46,900	19,701	2.4	25,950	22,795	1.1	0	94	0.0	2,199	4,252	0.5	144	106	1.4
192	Faridpur RWH	Madhukhali	26,900	15,462	1.7	20,010	15,427	1.3	6	48	0.1	2,000	1,161	1.7	0	85	0.0
193	Faridpur RWH	Muksudpur	45,800	26,735	1.7	36,937	24,983	1.5	16	48	0.3	1,588	1,886	0.8	0	62	0.0
194	Faridpur RWH	Nagarkanda	42,700	21,527	2.0	17,380	12,072	1.4	32	24	1.3	621	607	1.0	0	43	0.0
195	Faridpur RWH	Naria	196	7,749	0.0	18,695	11,042	1.7	12	19	0.6	506	785	0.6	0	36	0.0
196	Faridpur RWH	Nesarabad (swarupkati)	15,900	9,091	1.7	14,445	11,739	1.2	5	37	0.1	505	1,034	0.5	0	44	0.0
197	Faridpur RWH	Pangsha	73,000	37,579	1.9	35,750	23,955	1.5	0	42	0.0	3,014	2,359	1.3	172	131	1.3
198	Faridpur RWH	Rajbari Sadar	62,500	32,552	1.9	21,060	15,534	1.4	0	130	0.0	632	2,678	0.2	72	158	0.5
199	Faridpur RWH	Rajoir	23,700	17,239	1.4	13,670	16,276	0.8	154	17	9.1	770	1,454	0.5	0	43	0.0
200	Faridpur RWH	Sadarpur	29,700	15,951	1.9	15,356	8,171	1.9	56	19	2.9	517	684	0.8	72	46	1.6

SL	Warehouse Name	Upazila Name	Condom			Shukhi			IUD			Injectables			Implant		
			CBL	AMD	MOS	CBL	AMD	MOS	CBL	AMD	MOS	CBL	AMD	MOS	CBL	AMD	MOS
201	Faridpur RWH	Saltha	24,200	11,652	2.1	11,820	8,818	1.3	6	52	0.1	579	599	1.0	0	40	0.0
202	Faridpur RWH	Shariatpur Sadar	27,700	13,744	2.0	13,841	8,925	1.6	43	40	1.1	1,505	1,061	1.4	100	34	2.9
203	Faridpur RWH	Shib Char	73,800	35,508	2.1	38,160	28,113	1.4	50	47	1.1	4,300	2,583	1.7	72	68	1.1
204	Faridpur RWH	Tungipara	29,600	13,662	2.2	18,855	10,164	1.9	26	10	2.6	376	575	0.7	0	15	0.0
205	Faridpur RWH	Wazirpur	29,100	13,813	2.1	17,835	15,305	1.2	40	17	2.4	1,008	954	1.1	0	80	0.0
206	Faridpur RWH	Zanjira	25,200	14,372	1.8	16,680	9,215	1.8	18	26	0.7	1,200	667	1.8	100	41	2.4
207	Jamalpur RWH	Bakshiganj	10,600	16,936	0.6	27,360	11,924	2.3	10	22	0.5	1,352	747	1.8	172	64	2.7
208	Jamalpur RWH	Char Rajibpur	23,100	31,606	0.7	16,215	7,284	2.2	70	4	17.5	2,330	1,224	1.9	150	17	8.8
209	Jamalpur RWH	Dewanganj	38,300	27,669	1.4	35,915	15,470	2.3	4	20	0.2	5,437	3,076	1.8	100	111	0.9
210	Jamalpur RWH	Islampur	6,000	40,033	0.1	46,519	24,779	1.9	0	58	0.0	5,417	2,245	2.4	0	93	0.0
211	Jamalpur RWH	Jamalpur Sadar	44,400	52,733	0.8	56,998	40,573	1.4	2	92	0.0	7,218	4,602	1.6	0	100	0.0
212	Jamalpur RWH	Jhenaigati	2,500	14,207	0.2	30,105	16,673	1.8	17	10	1.7	2,427	1,225	2.0	100	49	2.0
213	Jamalpur RWH	Madarganj	15,400	23,080	0.7	30,165	15,893	1.9	0	53	0.0	1,850	1,054	1.8	72	76	0.9
214	Jamalpur RWH	Melandaha	11,700	26,279	0.4	95,760	20,293	4.7	5	43	0.1	3,600	2,597	1.4	50	74	0.7
215	Jamalpur RWH	Nakla	26,100	10,362	2.5	24,905	11,971	2.1	11	20	0.6	2,088	1,353	1.5	110	109	1.0
216	Jamalpur RWH	Nalitabari	16,200	19,830	0.8	38,100	19,707	1.9	29	9	3.2	2,267	1,488	1.5	300	87	3.4
217	Jamalpur RWH	Raumari	30,100	32,503	0.9	18,015	12,818	1.4	0	31	0.0	3,659	2,172	1.7	176	36	4.9
218	Jamalpur RWH	Sarishabari	4,600	31,478	0.1	24,500	22,820	1.1	12	63	0.2	4,317	1,859	2.3	100	49	2.0
219	Jamalpur RWH	Sherpur Sadar	64,700	44,919	1.4	66,870	35,466	1.9	34	60	0.6	11,120	7,908	1.4	320	84	3.8
220	Jamalpur RWH	Sreebardi	35,500	17,859	2.0	38,040	15,503	2.5	51	7	7.3	3,741	1,382	2.7	262	82	3.2
221	Jessore RWH	Abhaynagar	48,000	20,941	2.3	28,785	10,903	2.6	20	32	0.6	4,615	2,548	1.8	0	75	0.0
222	Jessore RWH	Bagher Para	75,300	31,054	2.4	30,760	14,156	2.2	82	53	1.5	3,668	1,840	2.0	100	67	1.5
223	Jessore RWH	Chaugachha	22,800	21,841	1.0	12,840	12,313	1.0	149	21	7.1	2,880	1,370	2.1	0	56	0.0
224	Jessore RWH	Harinakunda	16,400	7,943	2.1	31,050	14,921	2.1	65	19	3.4	2,035	994	2.0	72	74	1.0
225	Jessore RWH	Jessore Sadar	97,400	84,601	1.2	94,160	49,124	1.9	115	90	1.3	10,155	6,506	1.6	0	147	0.0

SL	Warehouse Name	Upazila Name	Condom			Shukhi			IUD			Injectables			Implant		
			CBL	AMD	MOS	CBL	AMD	MOS	CBL	AMD	MOS	CBL	AMD	MOS	CBL	AMD	MOS
226	Jessore RWH	Jhenaidah Sadar	63,400	33,869	1.9	44,705	22,590	2.0	71	90	0.8	7,468	3,241	2.3	108	85	1.3
227	Jessore RWH	Jhikargachha	33,500	20,821	1.6	20,295	12,515	1.6	50	36	1.4	3,000	2,383	1.3	10	64	0.2
228	Jessore RWH	Kalia	70,100	17,105	4.1	13,075	10,378	1.3	30	12	2.5	875	598	1.5	72	21	3.4
229	Jessore RWH	Kaliganj	42,700	23,124	1.8	31,545	16,901	1.9	70	17	4.1	2,991	1,311	2.3	172	24	7.2
230	Jessore RWH	Keshabpur	32,300	14,602	2.2	30,465	10,988	2.8	210	19	11.1	4,419	2,446	1.8	216	68	3.2
231	Jessore RWH	Kotchandpur	28,100	5,609	5.0	11,565	4,895	2.4	65	10	6.5	2,025	914	2.2	0	21	0.0
232	Jessore RWH	Lohagara	130,400	23,605	5.5	63,780	14,747	4.3	130	28	4.6	2,225	1,736	1.3	100	36	2.8
233	Jessore RWH	Magura Sadar	56,700	27,137	2.1	66,616	27,521	2.4	174	40	4.4	6,386	2,897	2.2	0	123	0.0
234	Jessore RWH	Maheshpur	51,000	24,530	2.1	32,120	15,069	2.1	0	50	0.0	5,825	3,216	1.8	100	43	2.3
235	Jessore RWH	Manirampur	67,600	33,060	2.0	47,730	22,155	2.2	210	99	2.1	10,605	5,603	1.9	288	61	4.7
236	Jessore RWH	Mohammadpur	29,800	5,707	5.2	19,955	9,459	2.1	222	12	18.5	1,591	741	2.1	0	51	0.0
237	Jessore RWH	Narail Sadar	71,100	31,440	2.3	39,844	19,569	2.0	319	12	26.6	3,352	1,941	1.7	0	54	0.0
238	Jessore RWH	Shailkupa	56,000	29,340	1.9	51,570	23,624	2.2	56	40	1.4	3,243	1,696	1.9	72	129	0.6
239	Jessore RWH	Shalikhha	27,200	4,637	5.9	17,280	6,991	2.5	46	16	2.9	1,459	507	2.9	172	30	5.7
240	Jessore RWH	Sharsha	68,800	34,779	2.0	33,285	16,952	2.0	66	37	1.8	3,013	3,023	1.0	244	94	2.6
241	Jessore RWH	Sreepur	26,700	10,347	2.6	21,120	9,778	2.2	27	8	3.4	1,657	720	2.3	0	43	0.0
242	Khulna RWH	Assasuni	37,200	15,852	2.3	40,770	20,816	2.0	36	8	4.5	2,166	1,204	1.8	0	35	0.0
243	Khulna RWH	Bagerhat Sadar	41,500	27,383	1.5	35,400	17,552	2.0	89	51	1.7	42	1,741	0.0	0	73	0.0
244	Khulna RWH	Batiaghata	41,200	16,964	2.4	35,910	13,862	2.6	63	16	3.9	1,510	769	2.0	216	56	3.9
245	Khulna RWH	Bhandaria	29,000	11,745	2.5	18,225	6,790	2.7	102	18	5.7	285	981	0.3	72	33	2.2
246	Khulna RWH	Chitalmari	40,600	19,669	2.1	23,250	11,018	2.1	120	3	40.0	824	1,109	0.7	72	20	3.6
247	Khulna RWH	Dacope	33,100	8,394	3.9	34,815	11,044	3.2	80	7	11.4	1,568	614	2.6	0	57	0.0
248	Khulna RWH	Daulatpur	135,000	81,192	1.7	36,495	19,082	1.9	70	44	1.6	3,900	4,909	0.8	72	93	0.8
249	Khulna RWH	Debhata	23,200	10,766	2.2	15,045	7,558	2.0	43	7	6.1	1,100	441	2.5	0	17	0.0
250	Khulna RWH	Dumuria	58,200	25,666	2.3	36,775	18,721	2.0	59	55	1.1	3,573	2,084	1.7	0	133	0.0

SL	Warehouse Name	Upazila Name	Condom			Shukhi			IUD			Injectables			Implant		
			CBL	AMD	MOS	CBL	AMD	MOS	CBL	AMD	MOS	CBL	AMD	MOS	CBL	AMD	MOS
251	Khulna RWH	Fakirhat	26,600	11,457	2.3	18,675	7,449	2.5	83	8	10.4	1,527	648	2.4	0	36	0.0
252	Khulna RWH	Indurkani	11,100	4,295	2.6	10,330	4,477	2.3	38	28	1.4	1,198	601	2.0	72	18	4.0
253	Khulna RWH	Kachua	25,300	11,202	2.3	17,520	7,374	2.4	80	10	8.0	113	634	0.2	42	12	3.5
254	Khulna RWH	Kalaroa	57,200	22,884	2.5	23,970	9,260	2.6	60	10	6.0	2,372	1,514	1.6	10	21	0.5
255	Khulna RWH	Kaliganj	45,300	24,172	1.9	34,935	19,986	1.7	35	12	2.9	2,192	1,221	1.8	144	62	2.3
256	Khulna RWH	Kanthalia	15,200	6,910	2.2	12,840	5,296	2.4	58	7	8.3	239	696	0.3	14	19	0.7
257	Khulna RWH	Kawkhali	11,000	4,185	2.6	9,080	3,735	2.4	40	22	1.8	185	376	0.5	72	15	4.8
258	Khulna RWH	Khulna Sadar	182,648	120,703	1.5	37,381	38,709	1.0	82	126	0.7	8,519	3,333	2.6	296	103	2.9
259	Khulna RWH	Koyra	34,600	12,870	2.7	35,270	18,768	1.9	34	16	2.1	1,081	544	2.0	72	36	2.0
260	Khulna RWH	Mathbaria	33,100	14,661	2.3	32,280	16,924	1.9	19	48	0.4	2,166	1,557	1.4	72	40	1.8
261	Khulna RWH	Mollahat	37,300	10,691	3.5	27,630	10,724	2.6	46	8	5.8	1,681	442	3.8	0	11	0.0
262	Khulna RWH	Mongla	55,100	25,481	2.2	27,960	11,849	2.4	26	26	1.0	2,724	1,345	2.0	0	20	0.0
263	Khulna RWH	Morrelganj	86,900	23,383	3.7	51,240	23,944	2.1	89	33	2.7	1,024	1,806	0.6	0	26	0.0
264	Khulna RWH	Nazirpur	29,100	15,849	1.8	22,620	12,630	1.8	70	14	5.0	2,260	1,164	1.9	144	29	5.0
265	Khulna RWH	Paikgachha	44,600	12,202	3.7	58,320	18,482	3.2	55	20	2.8	1,975	1,068	1.8	0	73	0.0
266	Khulna RWH	Phultala	44,300	19,598	2.3	20,700	7,198	2.9	84	69	1.2	1,660	939	1.8	0	46	0.0
267	Khulna RWH	Pirojpur Sadar	26,200	10,626	2.5	20,700	8,722	2.4	22	62	0.4	2,328	964	2.4	72	54	1.3
268	Khulna RWH	Rajapur	21,300	8,732	2.4	11,715	5,071	2.3	95	6	15.8	423	573	0.7	72	14	5.1
269	Khulna RWH	Rampal	52,200	14,381	3.6	38,065	10,202	3.7	35	16	2.2	1,796	454	4.0	0	22	0.0
270	Khulna RWH	Rupsa	35,600	14,995	2.4	23,130	9,362	2.5	85	33	2.6	2,001	414	4.8	72	37	1.9
271	Khulna RWH	Sarankhola	27,500	13,612	2.0	27,540	11,736	2.3	111	9	12.3	130	1,367	0.1	72	11	6.5
272	Khulna RWH	Satkhira Sadar	118,800	57,821	2.1	40,645	22,836	1.8	133	26	5.1	7,546	3,677	2.1	0	84	0.0
273	Khulna RWH	Shyamnagar	38,600	20,676	1.9	41,340	23,633	1.7	26	24	1.1	1,979	958	2.1	144	78	1.8
274	Khulna RWH	Tala	38,300	15,278	2.5	43,230	17,521	2.5	77	52	1.5	4,285	1,907	2.2	0	53	0.0
275	Khulna RWH	Terokhada	64,800	16,454	3.9	34,695	8,782	4.0	22	14	1.6	1,408	335	4.2	0	18	0.0

SL	Warehouse Name	Upazila Name	Condom			Shukhi			IUD			Injectables			Implant		
			CBL	AMD	MOS	CBL	AMD	MOS	CBL	AMD	MOS	CBL	AMD	MOS	CBL	AMD	MOS
276	Kushtia RWH	Alamdanga	39,500	19,725	2.0	32,490	17,987	1.8	90	15	6.0	4,025	2,795	1.4	72	76	0.9
277	Kushtia RWH	Bheramara	41,000	20,467	2.0	17,205	9,884	1.7	32	10	3.2	2,663	1,593	1.7	25	15	1.7
278	Kushtia RWH	Chuadanga Sadar	53,700	34,415	1.6	27,030	14,531	1.9	111	42	2.6	4,034	3,282	1.2	97	62	1.6
279	Kushtia RWH	Damurhuda	37,140	18,043	2.1	20,971	11,806	1.8	20	26	0.8	3,024	3,125	1.0	0	35	0.0
280	Kushtia RWH	Daulatpur	55,200	36,329	1.5	32,025	21,064	1.5	33	10	3.3	4,055	3,603	1.1	72	22	3.3
281	Kushtia RWH	Gangni	37,000	31,330	1.2	26,895	17,053	1.6	55	22	2.5	6,158	4,556	1.4	0	39	0.0
282	Kushtia RWH	Jiban Nagar	36,100	15,825	2.3	18,180	10,961	1.7	41	30	1.4	2,641	1,833	1.4	0	58	0.0
283	Kushtia RWH	Khoksa	29,600	14,143	2.1	16,015	7,587	2.1	34	4	8.5	871	434	2.0	30	10	3.0
284	Kushtia RWH	Kumarkhali	54,280	30,744	1.8	27,922	14,107	2.0	71	15	4.7	4,883	2,500	2.0	40	67	0.6
285	Kushtia RWH	Kushtia Sadar	64,200	49,061	1.3	30,630	27,461	1.1	115	34	3.4	5,335	4,817	1.1	119	127	0.9
286	Kushtia RWH	Meherpur Sadar	43,900	30,147	1.5	21,420	11,080	1.9	66	28	2.4	3,432	2,797	1.2	5	38	0.1
287	Kushtia RWH	Mirpur	50,100	28,836	1.7	34,875	16,730	2.1	34	11	3.1	4,018	2,385	1.7	21	28	0.8
288	Kushtia RWH	Mujib Nagar	20,700	7,973	2.6	7,140	3,046	2.3	38	3	12.7	1,706	1,261	1.4	0	14	0.0
289	Mymensingh RWH	Atpara	6,100	6,408	1.0	6,305	9,803	0.6	20	5	4.0	911	707	1.3	145	83	1.7
290	Mymensingh RWH	Austagram	16,500	15,458	1.1	6,042	10,028	0.6	56	23	2.4	1,943	1,186	1.6	100	23	4.3
291	Mymensingh RWH	Bajitpur	19,700	16,964	1.2	5,385	15,163	0.4	54	10	5.4	1,381	748	1.8	0	36	0.0
292	Mymensingh RWH	Barhatta	7,600	13,091	0.6	11,250	9,572	1.2	20	9	2.2	2,075	1,361	1.5	2	24	0.1
293	Mymensingh RWH	Bhairab	18,600	32,690	0.6	1,020	21,477	0.0	60	26	2.3	2,086	1,834	1.1	72	79	0.9
294	Mymensingh RWH	Bhaluka	37,100	27,904	1.3	19,320	31,390	0.6	60	65	0.9	2,300	1,713	1.3	100	73	1.4
295	Mymensingh RWH	Dharampasha	0	20,339	0.0	21,600	15,577	1.4	15	7	2.1	3,000	1,663	1.8	0	91	0.0
296	Mymensingh RWH	Dhobaura	24,600	19,520	1.3	15,315	15,522	1.0	60	7	8.6	2,550	1,284	2.0	225	18	12.5
297	Mymensingh RWH	Durgapur	11,320	16,029	0.7	7,804	14,662	0.5	45	15	3.0	2,671	1,671	1.6	288	63	4.6
298	Mymensingh RWH	Fulbaria	9,000	21,317	0.4	435	35,620	0.0	33	34	1.0	2,158	1,351	1.6	0	31	0.0
299	Mymensingh RWH	Gaffargaon	31,240	47,738	0.7	33,841	33,917	1.0	71	10	7.1	1,474	2,199	0.7	144	58	2.5
300	Mymensingh RWH	Gauripur	25,932	20,226	1.3	22,905	21,903	1.0	43	41	1.0	2,121	1,631	1.3	288	63	4.6

SL	Warehouse Name	Upazila Name	Condom			Shukhi			IUD			Injectables			Implant		
			CBL	AMD	MOS	CBL	AMD	MOS	CBL	AMD	MOS	CBL	AMD	MOS	CBL	AMD	MOS
301	Mymensingh RWH	Haluaghat	30,400	20,727	1.5	29,685	27,510	1.1	156	18	8.7	2,236	1,722	1.3	0	77	0.0
302	Mymensingh RWH	Hossainpur	12,900	15,012	0.9	5,475	17,330	0.3	42	22	1.9	1,602	1,282	1.2	72	45	1.6
303	Mymensingh RWH	Ishwarganj	14,128	18,618	0.8	0	42,199	0.0	29	6	4.8	2,059	1,578	1.3	144	83	1.7
304	Mymensingh RWH	Itna	24,000	17,630	1.4	22,230	15,342	1.4	50	17	2.9	1,230	663	1.9	144	62	2.3
305	Mymensingh RWH	Kalmakanda	7,200	23,610	0.3	18,720	19,671	1.0	58	5	11.6	1,395	1,155	1.2	72	36	2.0
306	Mymensingh RWH	Karimganj	27,000	17,479	1.5	28,890	18,543	1.6	47	23	2.0	2,010	1,154	1.7	0	116	0.0
307	Mymensingh RWH	Katiadi	15,500	31,821	0.5	9,098	18,782	0.5	52	32	1.6	2,245	1,931	1.2	94	65	1.4
308	Mymensingh RWH	Kendua	23,000	15,295	1.5	15,945	23,906	0.7	152	19	8.0	1,393	1,271	1.1	18	57	0.3
309	Mymensingh RWH	Khaliajuri	13,100	5,236	2.5	8,760	4,627	1.9	58	3	19.3	382	539	0.7	72	33	2.2
310	Mymensingh RWH	Kishoreganj Sadar	17,000	35,678	0.5	9,555	29,269	0.3	52	72	0.7	2,640	2,212	1.2	62	95	0.7
311	Mymensingh RWH	Kuliar Char	1,800	16,906	0.1	2,030	14,192	0.1	32	12	2.7	1,389	1,138	1.2	190	51	3.7
312	Mymensingh RWH	Madan	9,860	11,139	0.9	8,342	12,923	0.6	9	4	2.3	1,500	644	2.3	0	36	0.0
313	Mymensingh RWH	Mithamain	19,100	10,655	1.8	11,310	7,833	1.4	25	11	2.3	846	251	3.4	144	28	5.1
314	Mymensingh RWH	Mohanganj	6,700	9,427	0.7	20,660	14,190	1.5	50	15	3.3	1,067	896	1.2	0	79	0.0
315	Mymensingh RWH	Muktagachha	22,412	26,448	0.8	22,570	37,569	0.6	16	8	2.0	2,003	1,755	1.1	144	70	2.1
316	Mymensingh RWH	Mymensingh Sadar	77,400	75,059	1.0	75,150	47,831	1.6	231	132	1.8	3,421	3,650	0.9	268	278	1.0
317	Mymensingh RWH	Nandail	16,400	13,253	1.2	15,750	47,833	0.3	58	39	1.5	3,090	2,132	1.4	192	36	5.3
318	Mymensingh RWH	Netrakona Sadar	23,760	20,380	1.2	20,250	20,721	1.0	138	5	27.6	4,027	2,172	1.9	144	63	2.3
319	Mymensingh RWH	Nikli	9,100	16,414	0.6	3,135	9,023	0.3	27	13	2.1	1,201	824	1.5	144	47	3.1
320	Mymensingh RWH	Pakundia	8,500	19,850	0.4	4,980	17,363	0.3	56	23	2.4	1,304	1,168	1.1	144	67	2.1
321	Mymensingh RWH	Phulpur	29,700	24,797	1.2	62,554	41,321	1.5	128	71	1.8	2,635	2,017	1.3	527	155	3.4
322	Mymensingh RWH	Purbadhala	7,900	16,553	0.5	22,410	20,317	1.1	62	5	12.4	3,140	1,908	1.6	0	81	0.0
323	Mymensingh RWH	Tarail	33,450	20,836	1.6	24,525	12,826	1.9	50	23	2.2	1,169	773	1.5	0	46	0.0
324	Mymensingh RWH	Trishal	35,200	30,346	1.2	36,360	42,113	0.9	86	26	3.3	2,185	1,936	1.1	128	64	2.0
325	Noakhali RWH	Begumganj	6,100	26,694	0.2	6,345	14,930	0.4	0	89	0.0	857	2,068	0.4	0	92	0.0

SL	Warehouse Name	Upazila Name	Condom			Shukhi			IUD			Injectables			Implant		
			CBL	AMD	MOS	CBL	AMD	MOS	CBL	AMD	MOS	CBL	AMD	MOS	CBL	AMD	MOS
326	Noakhali RWH	Chatkhil	33,615	4,947	6.8	20,474	4,715	4.3	2	22	0.1	1,279	818	1.6	0	31	0.0
327	Noakhali RWH	Chhagalnaiya	65,500	10,058	6.5	41,865	8,072	5.2	0	19	0.0	2,190	1,066	2.1	200	21	9.5
328	Noakhali RWH	Companiganj	4,000	15,454	0.3	15,456	8,021	1.9	0	30	0.0	1,189	1,613	0.7	50	24	2.1
329	Noakhali RWH	Daganbhuiyan	39,500	16,264	2.4	20,340	7,384	2.8	3	25	0.1	2,408	1,115	2.2	170	47	3.6
330	Noakhali RWH	Feni Sadar	73,500	52,778	1.4	29,184	22,083	1.3	5	141	0.0	7,043	3,817	1.8	51	156	0.3
331	Noakhali RWH	Fulgazi	22,100	12,024	1.8	27,540	5,647	4.9	20	13	1.5	1,347	680	2.0	200	28	7.1
332	Noakhali RWH	Hatiya	44,900	21,098	2.1	33,375	15,680	2.1	2	36	0.1	6,800	2,936	2.3	450	190	2.4
333	Noakhali RWH	Kabirhat	7,499	13,898	0.5	13,017	7,524	1.7	25	16	1.6	535	1,489	0.4	60	64	0.9
334	Noakhali RWH	Kamalnagar	21,300	12,719	1.7	117,519	6,656	17.7	0	27	0.0	5,034	2,224	2.3	100	67	1.5
335	Noakhali RWH	Lakshmipur Sadar	5,100	19,636	0.3	22,779	17,510	1.3	0	76	0.0	325	4,752	0.1	42	130	0.3
336	Noakhali RWH	Noakhali Sadar	10,300	35,462	0.3	8,265	16,969	0.5	3	68	0.0	916	3,535	0.3	5	73	0.1
337	Noakhali RWH	Parshuram	35,400	16,160	2.2	44,054	5,760	7.6	1	11	0.1	2,104	924	2.3	0	44	0.0
338	Noakhali RWH	Ramganj	11,200	8,195	1.4	10,580	5,536	1.9	1	27	0.0	2,952	1,478	2.0	50	41	1.2
339	Noakhali RWH	Ramgati	30,557	9,159	3.3	181,768	8,176	22.2	52	17	3.1	5,046	2,779	1.8	100	42	2.4
340	Noakhali RWH	Roypur	41,700	4,580	9.1	141,540	9,528	14.9	0	45	0.0	4,000	1,414	2.8	0	59	0.0
341	Noakhali RWH	Senbagh	17,900	15,712	1.1	66,975	9,678	6.9	29	18	1.6	2,019	1,348	1.5	50	49	1.0
342	Noakhali RWH	Sonagazi	31,800	17,571	1.8	262,125	10,363	25.3	0	27	0.0	4,025	2,048	2.0	100	49	2.0
343	Noakhali RWH	Sonaimuri	16,100	8,493	1.9	105,000	6,436	16.3	0	13	0.0	2,580	1,430	1.8	5	63	0.1
344	Noakhali RWH	Subarnachar	10,200	22,022	0.5	16,625	9,543	1.7	85	6	14.2	786	1,605	0.5	0	33	0.0
345	Pabna RWH	Atgharia	10,100	9,981	1.0	28,530	9,496	3.0	10	15	0.7	1,231	513	2.4	0	30	0.0
346	Pabna RWH	Belkuchi	14,480	49,924	0.3	55,955	25,609	2.2	0	35	0.0	2,732	1,977	1.4	0	43	0.0
347	Pabna RWH	Bera	11,800	12,356	1.0	27,330	13,168	2.1	52	55	0.9	1,116	1,361	0.8	20	40	0.5
348	Pabna RWH	Bhangura	14,500	9,631	1.5	58,400	7,580	7.7	3	20	0.2	657	172	3.8	0	37	0.0
349	Pabna RWH	Chatmohar	40,600	32,735	1.2	57,600	26,005	2.2	5	44	0.1	534	1,036	0.5	0	47	0.0
350	Pabna RWH	Faridpur	9,400	7,535	1.2	36,030	5,178	7.0	0	21	0.0	1,000	1,094	0.9	100	30	3.3

SL	Warehouse Name	Upazila Name	Condom			Shukhi			IUD			Injectables			Implant		
			CBL	AMD	MOS	CBL	AMD	MOS	CBL	AMD	MOS	CBL	AMD	MOS	CBL	AMD	MOS
351	Pabna RWH	Ishwardi	40,108	33,735	1.2	40,035	18,695	2.1	0	39	0.0	2,658	1,866	1.4	0	77	0.0
352	Pabna RWH	Kamarkhanda	10,900	8,913	1.2	22,435	8,414	2.7	0	28	0.0	2,000	1,009	2.0	0	43	0.0
353	Pabna RWH	Kazipur	32,900	37,111	0.9	45,330	16,746	2.7	30	53	0.6	2,875	2,379	1.2	0	89	0.0
354	Pabna RWH	Pabna Sadar	0	75,297	0.0	77,115	58,833	1.3	5	142	0.0	1,500	9,356	0.2	0	101	0.0
355	Pabna RWH	Royganj	39,600	23,160	1.7	64,800	18,914	3.4	15	47	0.3	3,200	2,344	1.4	0	52	0.0
356	Pabna RWH	Santhia	21,600	29,072	0.7	66,720	26,029	2.6	0	35	0.0	5,000	3,694	1.4	0	105	0.0
357	Pabna RWH	Shahjadpur	34,800	63,998	0.5	102,165	32,978	3.1	0	150	0.0	8,230	7,818	1.1	200	108	1.9
358	Pabna RWH	Sirajganj Sadar	28,600	44,475	0.6	61,590	25,098	2.5	10	54	0.2	5,475	3,631	1.5	0	96	0.0
359	Pabna RWH	Sujanagar	3,600	22,499	0.2	31,395	16,823	1.9	3	71	0.0	1,443	2,710	0.5	0	55	0.0
360	Pabna RWH	Tarash	17,500	15,690	1.1	45,450	16,536	2.7	1	46	0.0	1,033	982	1.1	0	46	0.0
361	Pabna RWH	Ullah Para	2,500	77,963	0.0	96,045	45,695	2.1	0	106	0.0	6,000	4,535	1.3	0	122	0.0
362	Patuakhali RWH	Amtali	23,200	12,019	1.9	34,350	19,254	1.8	15	18	0.8	2,469	1,866	1.3	0	140	0.0
363	Patuakhali RWH	Bakerganj	39,900	18,805	2.1	30,075	15,106	2.0	39	30	1.3	2,472	2,135	1.2	50	96	0.5
364	Patuakhali RWH	Bamna	10,000	2,558	3.9	8,280	4,132	2.0	50	11	4.5	131	194	0.7	200	58	3.4
365	Patuakhali RWH	Barguna Sadar	16,600	10,838	1.5	24,485	14,819	1.7	56	51	1.1	5,298	3,556	1.5	200	142	1.4
366	Patuakhali RWH	Bauphal	31,400	10,957	2.9	36,300	18,164	2.0	0	50	0.0	2,300	2,321	1.0	300	75	4.0
367	Patuakhali RWH	Betagi	11,700	4,178	2.8	18,855	4,513	4.2	30	18	1.7	1,145	720	1.6	200	19	10.5
368	Patuakhali RWH	Dashmina	7,900	3,180	2.5	11,760	5,048	2.3	77	19	4.1	626	911	0.7	200	54	3.7
369	Patuakhali RWH	Dumki	11,500	3,325	3.5	6,690	3,210	2.1	40	8	5.0	416	469	0.9	200	20	10.0
370	Patuakhali RWH	Galachipa	22,800	8,931	2.6	42,249	20,268	2.1	4	25	0.2	3,157	3,481	0.9	50	68	0.7
371	Patuakhali RWH	Kalapara	20,600	12,072	1.7	29,685	15,941	1.9	57	45	1.3	1,704	3,651	0.5	300	81	3.7
372	Patuakhali RWH	Mirzaganj	17,100	7,435	2.3	14,305	6,769	2.1	49	12	4.1	506	579	0.9	100	40	2.5
373	Patuakhali RWH	Nalchity	13,800	7,139	1.9	14,235	6,708	2.1	25	19	1.3	1,527	1,434	1.1	250	48	5.2
374	Patuakhali RWH	Patharghata	11,000	6,415	1.7	13,590	7,594	1.8	45	18	2.5	1,381	1,348	1.0	200	38	5.3
375	Patuakhali RWH	Patuakhali Sadar	40,500	16,004	2.5	26,205	13,226	2.0	106	88	1.2	3,830	3,577	1.1	250	72	3.5

SL	Warehouse Name	Upazila Name	Condom			Shukhi			IUD			Injectables			Implant		
			CBL	AMD	MOS	CBL	AMD	MOS	CBL	AMD	MOS	CBL	AMD	MOS	CBL	AMD	MOS
376	Rajshahi RWH	Bagatipara	18,500	15,303	1.2	149,655	7,652	19.6	30	9	3.3	1,004	396	2.5	0	46	0.0
377	Rajshahi RWH	Bagha	47,700	27,656	1.7	20,670	9,926	2.1	37	11	3.4	3,943	1,367	2.9	0	41	0.0
378	Rajshahi RWH	Baghmara	67,500	36,462	1.9	47,775	29,359	1.6	63	57	1.1	3,460	2,132	1.6	0	127	0.0
379	Rajshahi RWH	Baraigram	50,200	37,382	1.3	54,000	19,241	2.8	85	45	1.9	6,002	2,556	2.3	200	80	2.5
380	Rajshahi RWH	Bholahat	19,900	7,128	2.8	13,380	5,106	2.6	24	4	6.0	1,813	622	2.9	100	18	5.6
381	Rajshahi RWH	Boalia	71,700	131,110	0.5	26,100	10,269	2.5	146	59	2.5	6,434	3,072	2.1	30	76	0.4
382	Rajshahi RWH	Chapai Nababganj Sadar	36,000	47,848	0.8	36,095	19,908	1.8	120	55	2.2	8,260	3,700	2.2	0	73	0.0
383	Rajshahi RWH	Charghat	30,900	20,377	1.5	126,720	13,593	9.3	33	12	2.8	2,166	791	2.7	0	47	0.0
384	Rajshahi RWH	Durgapur	27,800	18,340	1.5	86,970	9,128	9.5	47	9	5.2	775	586	1.3	0	35	0.0
385	Rajshahi RWH	Godagari	47,400	36,405	1.3	60,270	18,118	3.3	55	27	2.0	6,170	2,778	2.2	0	47	0.0
386	Rajshahi RWH	Gomastapur	45,600	23,542	1.9	28,950	14,414	2.0	50	16	3.1	3,007	1,181	2.5	0	26	0.0
387	Rajshahi RWH	Gurudaspur	57,500	31,321	1.8	32,999	19,282	1.7	36	14	2.6	4,252	1,606	2.6	0	66	0.0
388	Rajshahi RWH	Lalpur	30,200	23,994	1.3	141,840	18,219	7.8	47	19	2.5	4,351	1,651	2.6	0	54	0.0
389	Rajshahi RWH	Mohanpur	56,000	19,395	2.9	28,685	13,636	2.1	29	9	3.2	4,855	2,090	2.3	0	52	0.0
390	Rajshahi RWH	Nachole	25,500	10,506	2.4	13,545	5,927	2.3	55	4	13.8	2,400	1,049	2.3	0	13	0.0
391	Rajshahi RWH	Natore Sadar	50,600	45,689	1.1	42,306	19,346	2.2	210	85	2.5	3,843	1,631	2.4	140	107	1.3
392	Rajshahi RWH	Paba	57,170	48,318	1.2	32,289	15,691	2.1	119	8	14.9	6,982	3,680	1.9	0	51	0.0
393	Rajshahi RWH	Puthia	33,700	26,023	1.3	29,175	12,995	2.2	19	21	0.9	3,147	1,305	2.4	0	52	0.0
394	Rajshahi RWH	Shibganj	42,050	36,851	1.1	49,770	24,108	2.1	79	26	3.0	5,679	2,537	2.2	50	61	0.8
395	Rajshahi RWH	Singra	62,298	36,366	1.7	55,300	26,201	2.1	119	29	4.1	2,976	2,250	1.3	205	132	1.6
396	Rajshahi RWH	Tanore	36,100	15,343	2.4	45,645	14,146	3.2	47	19	2.5	2,550	1,047	2.4	0	145	0.0
397	Rangamati RWH	Baghaichhari	23,500	9,839	2.4	10,200	6,757	1.5	45	8	5.6	2,438	468	5.2	50	14	3.6
398	Rangamati RWH	Barkal	12,800	5,182	2.5	11,580	3,257	3.6	50	4	12.5	1,108	396	2.8	25	25	1.0
399	Rangamati RWH	Belai Chhari	37,964	2,221	17.1	5,885	2,439	2.4	74	2	37.0	388	114	3.4	0	12	0.0
400	Rangamati RWH	Jurai Chhari	23,600	2,571	9.2	12,315	2,042	6.0	51	4	12.8	1,177	139	8.5	60	17	3.5

SL	Warehouse Name	Upazila Name	Condom			Shukhi			IUD			Injectables			Implant		
			CBL	AMD	MOS	CBL	AMD	MOS	CBL	AMD	MOS	CBL	AMD	MOS	CBL	AMD	MOS
401	Rangamati RWH	Kaptai	16,200	5,414	3.0	9,120	2,400	3.8	23	3	7.7	1,759	378	4.7	14	59	0.2
402	Rangamati RWH	Kawkhali (betbunia)	20,800	5,301	3.9	8,000	3,122	2.6	62	9	6.9	1,415	597	2.4	27	28	1.0
403	Rangamati RWH	Langadu	18,500	11,988	1.5	5,340	7,308	0.7	74	20	3.7	511	429	1.2	21	35	0.6
404	Rangamati RWH	Naniarchar	12,100	5,805	2.1	11,832	4,206	2.8	43	3	14.3	833	201	4.1	61	13	4.7
405	Rangamati RWH	Rajsthali	23,100	1,331	17.4	5,730	1,540	3.7	61	2	30.5	276	77	3.6	53	19	2.8
406	Rangamati RWH	Rangamati Sadar	30,000	9,231	3.2	17,695	6,372	2.8	154	35	4.4	2,154	644	3.3	100	47	2.1
407	Rangpur RWH	Aditmari	4,700	15,673	0.3	20,954	16,139	1.3	3	78	0.0	1,425	2,439	0.6	0	109	0.0
408	Rangpur RWH	Badarganj	57,700	13,076	4.4	125,905	28,079	4.5	0	40	0.0	5,000	2,442	2.0	0	82	0.0
409	Rangpur RWH	Bhurungamari	2,100	29,479	0.1	37,270	27,977	1.3	24	32	0.8	4,391	2,561	1.7	72	49	1.5
410	Rangpur RWH	Chilmari	3,400	10,525	0.3	26,125	15,620	1.7	4	27	0.1	2,038	929	2.2	0	47	0.0
411	Rangpur RWH	Dimla	5,000	6,222	0.8	44,565	23,063	1.9	3	40	0.1	86	3,103	0.0	72	95	0.8
412	Rangpur RWH	Domar	500	9,677	0.1	42,050	17,126	2.5	36	21	1.7	211	2,696	0.1	0	139	0.0
413	Rangpur RWH	Fulchhari	11,900	20,435	0.6	7,980	11,888	0.7	18	25	0.7	1,205	2,069	0.6	0	32	0.0
414	Rangpur RWH	Gaibandha Sadar	24,600	30,541	0.8	59,010	35,075	1.7	167	134	1.2	4,304	5,018	0.9	0	280	0.0
415	Rangpur RWH	Gangachara	11,100	12,938	0.9	107,970	21,376	5.1	1	48	0.0	7,000	3,437	2.0	0	105	0.0
416	Rangpur RWH	Gobindaganj	55,499	55,253	1.0	78,595	41,017	1.9	43	48	0.9	7,056	3,517	2.0	0	98	0.0
417	Rangpur RWH	Hatibandha	34,200	11,750	2.9	102,555	15,385	6.7	36	27	1.3	1,857	2,460	0.8	0	124	0.0
418	Rangpur RWH	Jaldhaka	6,700	15,962	0.4	45,585	26,462	1.7	0	40	0.0	5,461	3,108	1.8	172	96	1.8
419	Rangpur RWH	Kaliganj	5,500	8,567	0.6	77,505	15,323	5.1	2	42	0.0	3,049	1,753	1.7	0	91	0.0
420	Rangpur RWH	Kaunia	4,600	14,605	0.3	27,555	13,542	2.0	25	27	0.9	5,010	2,274	2.2	0	115	0.0
421	Rangpur RWH	Kishoreganj	10,000	5,202	1.9	32,305	17,471	1.8	33	28	1.2	1,810	1,670	1.1	0	95	0.0
422	Rangpur RWH	Kurigram Sadar	8,600	15,064	0.6	40,843	23,184	1.8	24	52	0.5	6,229	2,832	2.2	0	75	0.0
423	Rangpur RWH	Lalmonirhat Sadar	14,300	12,127	1.2	35,215	18,524	1.9	75	15	5.0	5,964	3,061	1.9	0	72	0.0
424	Rangpur RWH	Mitha Pukur	8,600	29,085	0.3	59,175	34,592	1.7	4	37	0.1	6,009	3,449	1.7	0	122	0.0
425	Rangpur RWH	Nageshwari	11,400	13,665	0.8	83,798	36,590	2.3	0	52	0.0	7,577	3,852	2.0	0	54	0.0

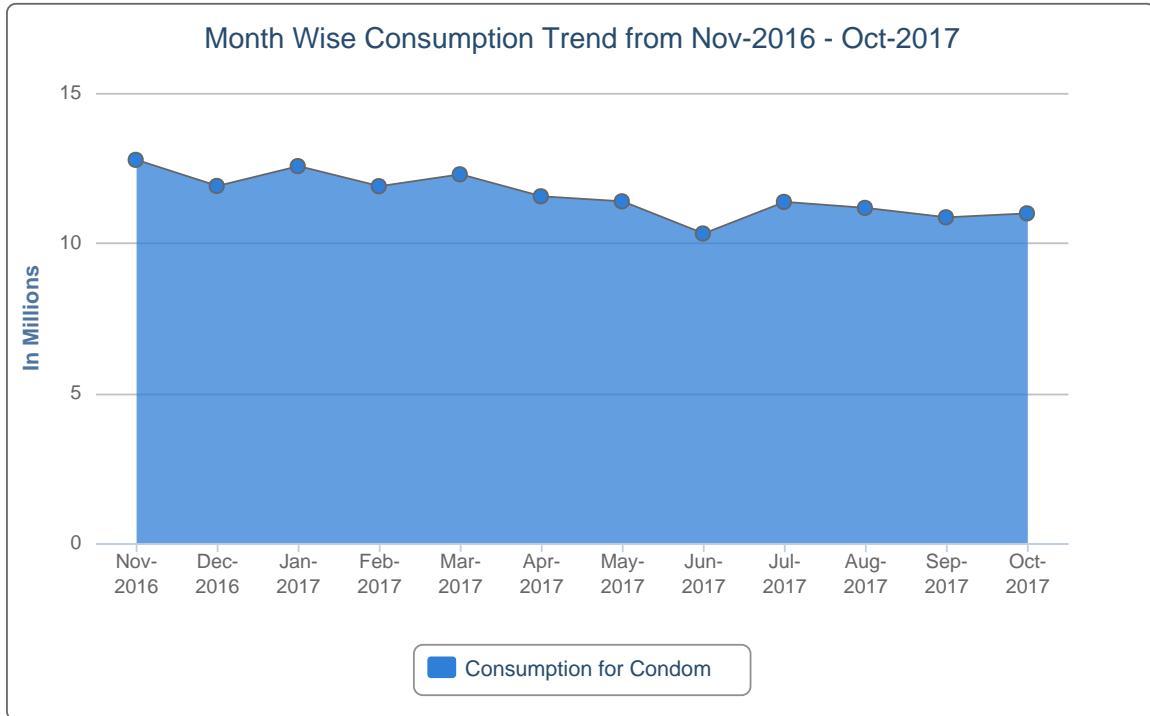
SL	Warehouse Name	Upazila Name	Condom			Shukhi			IUD			Injectables			Implant		
			CBL	AMD	MOS	CBL	AMD	MOS	CBL	AMD	MOS	CBL	AMD	MOS	CBL	AMD	MOS
426	Rangpur RWH	Nilphamari Sadar	7,100	14,865	0.5	63,690	37,294	1.7	58	64	0.9	3,062	3,777	0.8	0	77	0.0
427	Rangpur RWH	Palashbari	8,300	8,308	1.0	38,940	20,320	1.9	12	23	0.5	4,198	2,071	2.0	0	62	0.0
428	Rangpur RWH	Patgram	2,200	7,532	0.3	77,175	14,630	5.3	60	14	4.3	3,046	1,561	2.0	50	63	0.8
429	Rangpur RWH	Phulbari	300	5,956	0.1	25,800	14,359	1.8	0	59	0.0	2,237	2,602	0.9	0	53	0.0
430	Rangpur RWH	Pirgachha	13,400	23,484	0.6	48,306	27,999	1.7	74	91	0.8	1,775	3,407	0.5	0	103	0.0
431	Rangpur RWH	Pirganj	54,000	31,475	1.7	74,655	37,592	2.0	40	82	0.5	6,000	3,235	1.9	0	100	0.0
432	Rangpur RWH	Rajarhat	12,000	15,665	0.8	28,815	17,976	1.6	0	45	0.0	4,022	2,845	1.4	0	61	0.0
433	Rangpur RWH	Rangpur Sadar	27,900	37,444	0.7	71,215	34,428	2.1	60	104	0.6	10,025	4,978	2.0	0	237	0.0
434	Rangpur RWH	Sadullapur	16,600	34,548	0.5	44,240	25,155	1.8	29	75	0.4	2,402	3,569	0.7	0	52	0.0
435	Rangpur RWH	Saghata	17,800	8,798	2.0	36,000	21,330	1.7	11	35	0.3	4,010	1,226	3.3	0	40	0.0
436	Rangpur RWH	Saidpur	17,300	32,164	0.5	26,070	16,213	1.6	7	32	0.2	3,170	1,743	1.8	0	72	0.0
437	Rangpur RWH	Sundarganj	37,300	38,555	1.0	79,511	44,750	1.8	80	125	0.6	9,088	5,498	1.7	72	246	0.3
438	Rangpur RWH	Taraganj	10,500	6,816	1.5	25,012	11,996	2.1	1	15	0.1	2,005	1,136	1.8	0	88	0.0
439	Rangpur RWH	Ulipur	4,600	22,951	0.2	78,180	44,388	1.8	5	51	0.1	6,890	3,866	1.8	0	65	0.0
440	Sylhet RWH	Ajmiriganj	11,000	3,963	2.8	16,905	5,573	3.0	22	2	11.0	173	237	0.7	144	22	6.5
441	Sylhet RWH	Bahubal	11,200	8,223	1.4	15,061	6,839	2.2	69	8	8.6	641	500	1.3	0	24	0.0
442	Sylhet RWH	Balaganj	49,300	49,000	1.0	26,775	14,765	1.8	76	11	6.9	3,032	2,088	1.5	5	55	0.1
443	Sylhet RWH	Baniachong	9,950	13,351	0.7	29,895	12,126	2.5	94	5	18.8	229	873	0.3	4	31	0.1
444	Sylhet RWH	Barlekha	17,600	10,503	1.7	20,430	8,383	2.4	138	18	7.7	500	646	0.8	100	39	2.6
445	Sylhet RWH	Beani Bazar	18,362	22,606	0.8	12,633	7,123	1.8	68	16	4.3	62	588	0.1	155	17	9.1
446	Sylhet RWH	Bishwambarpur	9,500	6,843	1.4	16,625	6,909	2.4	59	7	8.4	1,037	751	1.4	76	11	6.9
447	Sylhet RWH	Bishwanath	12,900	9,027	1.4	10,894	3,926	2.8	29	12	2.4	678	425	1.6	52	35	1.5
448	Sylhet RWH	Chhatak	21,200	20,245	1.0	21,348	11,522	1.9	14	53	0.3	33	665	0.0	110	24	4.6
449	Sylhet RWH	Chunarughat	14,630	9,838	1.5	32,625	14,173	2.3	39	11	3.5	1,285	1,152	1.1	100	54	1.9
450	Sylhet RWH	Companiganj	19,400	17,067	1.1	18,075	8,395	2.2	82	3	27.3	385	1,601	0.2	20	56	0.4

SL	Warehouse Name	Upazila Name	Condom			Shukhi			IUD			Injectables			Implant		
			CBL	AMD	MOS	CBL	AMD	MOS	CBL	AMD	MOS	CBL	AMD	MOS	CBL	AMD	MOS
451	Sylhet RWH	Dakshin Sunamganj	16,300	11,082	1.5	19,755	6,536	3.0	59	8	7.4	1,199	713	1.7	20	19	1.1
452	Sylhet RWH	Dakshin Surma	55,300	43,582	1.3	30,390	13,503	2.3	40	6	6.7	1,621	1,116	1.5	100	20	5.0
453	Sylhet RWH	Derai	41,900	33,298	1.3	27,852	11,997	2.3	15	37	0.4	1,002	922	1.1	87	64	1.4
454	Sylhet RWH	Dowarabazar	16,100	13,568	1.2	22,697	11,701	1.9	62	5	12.4	819	995	0.8	90	42	2.1
455	Sylhet RWH	Fenchuganj	9,200	7,223	1.3	5,925	3,575	1.7	48	8	6.0	774	278	2.8	25	18	1.4
456	Sylhet RWH	Golapganj	59,500	34,363	1.7	25,455	9,410	2.7	39	24	1.6	2,432	682	3.6	0	51	0.0
457	Sylhet RWH	Gowainghat	23,700	27,798	0.9	18,405	11,399	1.6	7	21	0.3	2,077	2,990	0.7	100	49	2.0
458	Sylhet RWH	Habiganj Sadar	28,330	20,943	1.4	31,355	14,137	2.2	95	46	2.1	1,167	1,510	0.8	0	44	0.0
459	Sylhet RWH	Jagannathpur	21,300	14,699	1.4	18,345	7,798	2.4	59	18	3.3	438	439	1.0	63	30	2.1
460	Sylhet RWH	Jaintiapur	33,469	22,618	1.5	16,728	7,483	2.2	89	11	8.1	3,204	2,159	1.5	120	34	3.5
461	Sylhet RWH	Jamalganj	22,400	14,705	1.5	24,190	10,858	2.2	94	6	15.7	1,584	1,230	1.3	0	20	0.0
462	Sylhet RWH	Juri	14,400	8,654	1.7	11,705	5,766	2.0	20	30	0.7	525	548	1.0	64	33	1.9
463	Sylhet RWH	Kamalganj	26,800	18,016	1.5	28,260	16,508	1.7	10	38	0.3	1,265	1,429	0.9	40	59	0.7
464	Sylhet RWH	Kanaighat	36,300	41,328	0.9	27,405	13,437	2.0	63	16	3.9	1,880	2,329	0.8	50	33	1.5
465	Sylhet RWH	Kulaura	17,800	12,451	1.4	18,800	10,960	1.7	117	11	10.6	520	2,369	0.2	100	25	4.0
466	Sylhet RWH	Lakhai	6,600	6,936	1.0	13,875	8,011	1.7	99	2	49.5	272	370	0.7	39	30	1.3
467	Sylhet RWH	Madhabpur	20,200	16,691	1.2	37,680	19,531	1.9	73	11	6.6	928	864	1.1	60	61	1.0
468	Sylhet RWH	Maulvibazar Sadar	22,200	12,423	1.8	30,620	10,192	3.0	13	50	0.3	1,305	943	1.4	40	44	0.9
469	Sylhet RWH	Nabiganj	11,800	8,822	1.3	21,045	13,301	1.6	30	22	1.4	1,300	642	2.0	72	37	1.9
470	Sylhet RWH	Rajnagar	14,380	10,079	1.4	16,405	10,398	1.6	3	31	0.1	1,500	1,532	1.0	122	35	3.5
471	Sylhet RWH	Sreemangal	17,800	18,227	1.0	33,225	14,433	2.3	23	32	0.7	1,429	1,484	1.0	0	91	0.0
472	Sylhet RWH	Sulla	47,300	8,281	5.7	20,130	4,436	4.5	70	4	17.5	1,056	324	3.3	100	17	5.9
473	Sylhet RWH	Sunamganj Sadar	24,080	17,023	1.4	24,848	9,861	2.5	103	22	4.7	2,232	1,282	1.7	0	45	0.0
474	Sylhet RWH	Sylhet Sadar	99,200	95,075	1.0	66,875	56,506	1.2	103	148	0.7	892	10,124	0.1	171	231	0.7
475	Sylhet RWH	Tahirpur	20,800	18,988	1.1	23,775	12,188	2.0	59	9	6.6	654	436	1.5	0	51	0.0

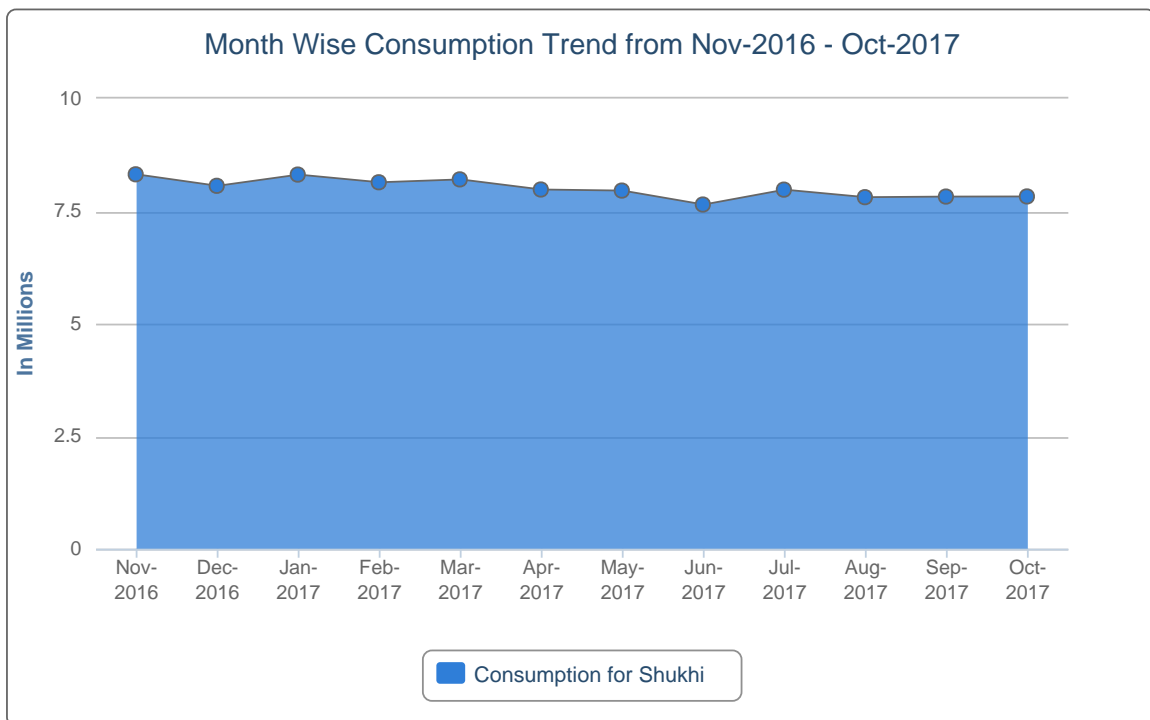
SL	Warehouse Name	Upazila Name	Condom			Shukhi			IUD			Injectables			Implant		
			CBL	AMD	MOS	CBL	AMD	MOS	CBL	AMD	MOS	CBL	AMD	MOS	CBL	AMD	MOS
476	Sylhet RWH	Zakiganj	34,560	49,350	0.7	28,101	12,226	2.3	68	9	7.6	474	1,570	0.3	10	77	0.1
477	Tangail RWH	Basail	40,860	24,292	1.7	352,657	13,551	26.0	3	35	0.1	2,512	1,025	2.5	100	71	1.4
478	Tangail RWH	Bhuapur	108,600	25,375	4.3	205,863	19,087	10.8	9	53	0.2	3,362	1,698	2.0	100	66	1.5
479	Tangail RWH	Chauhali	4,646	11,427	0.4	38,692	6,643	5.8	44	15	2.9	4,127	887	4.7	76	19	4.0
480	Tangail RWH	Delduar	104,200	35,269	3.0	203,682	20,017	10.2	80	32	2.5	7,260	949	7.7	100	48	2.1
481	Tangail RWH	Ghatail	12,900	47,528	0.3	68,685	44,704	1.5	90	21	4.3	3,125	3,435	0.9	0	94	0.0
482	Tangail RWH	Gopalpur	180,900	21,157	8.6	184,125	16,437	11.2	125	37	3.4	3,799	1,761	2.2	0	57	0.0
483	Tangail RWH	Kalihati	40,300	39,943	1.0	50,090	40,187	1.2	0	72	0.0	5,750	6,144	0.9	100	104	1.0
484	Tangail RWH	Madhupur	54,200	27,874	1.9	66,600	36,957	1.8	89	28	3.2	3,187	2,726	1.2	0	75	0.0
485	Tangail RWH	Mirzapur	10,300	28,600	0.4	15,240	29,972	0.5	47	49	1.0	1,614	1,114	1.4	72	74	1.0
486	Tangail RWH	Nagarpur	7,400	31,647	0.2	22,800	26,770	0.9	0	52	0.0	2,034	2,052	1.0	0	91	0.0
487	Tangail RWH	Sakhipur	26,700	24,973	1.1	32,175	24,628	1.3	0	28	0.0	4,364	1,035	4.2	144	40	3.6
488	Tangail RWH	Tangail Sadar	21,800	51,279	0.4	118,155	25,841	4.6	10	79	0.1	3,520	2,965	1.2	172	141	1.2

7. Month-wise Consumption Trend

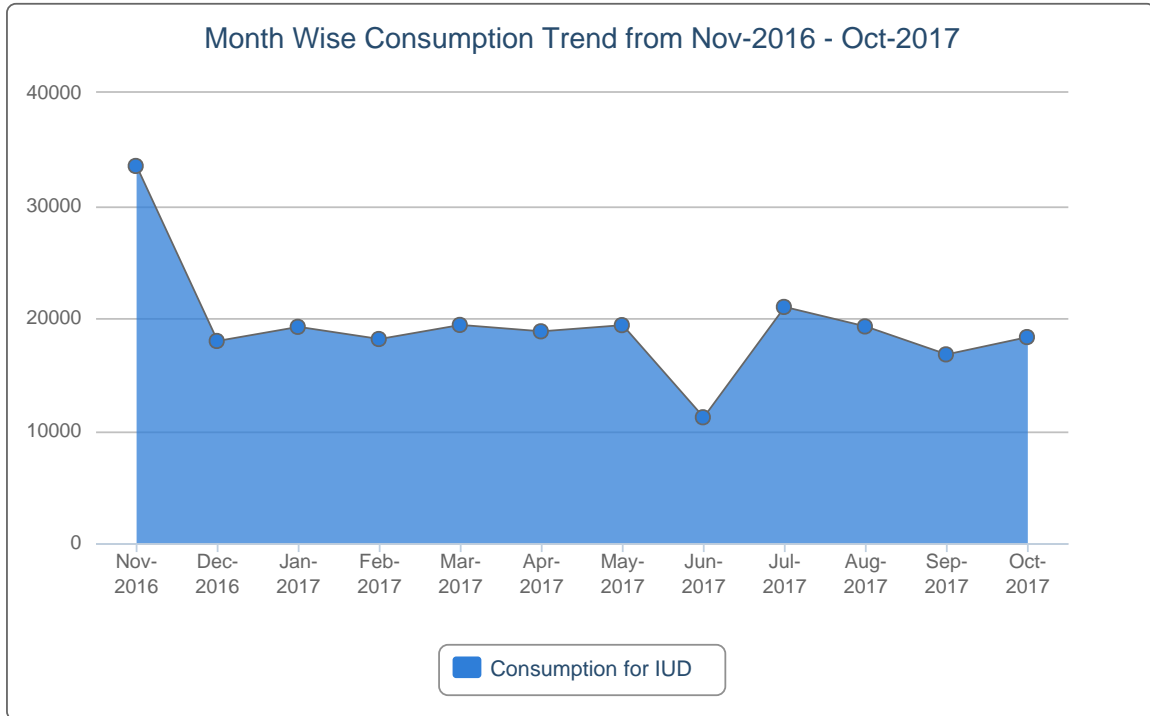
7(a).



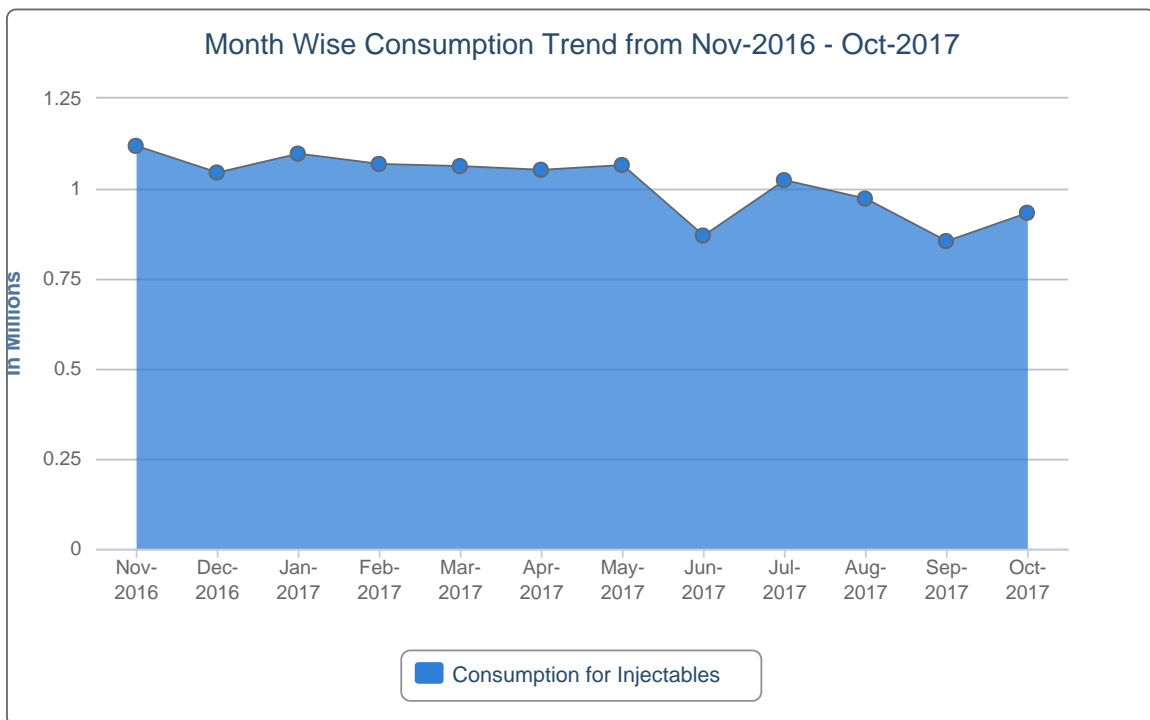
7(b).



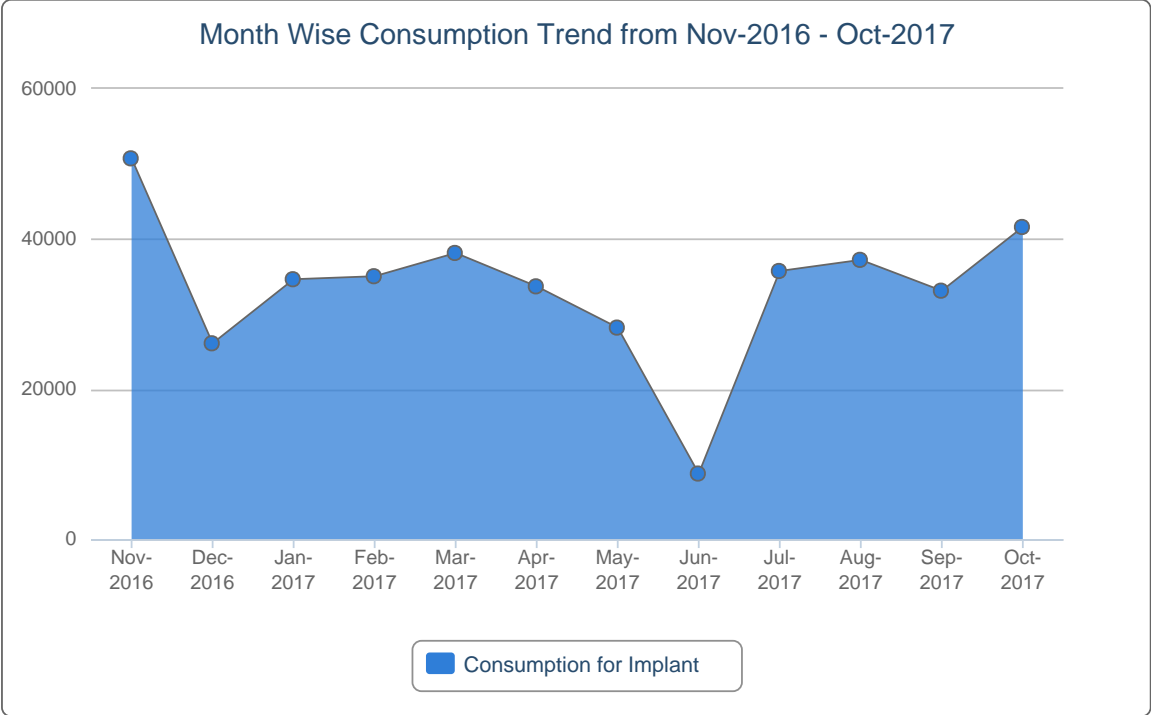
7(c).



7(d).



7(e).



8. Report on Upazila and Warehouse Having Stock Out in last month

SL	Products Name	No of Stockout WH	% of Stockout WH	No of Stockout Upazila Store	% of Stockout Upazila Store	No of Stockout Upazila Field	% of Stockout Upazila Field
1	Condom	2	10%	3	1%	0	0%
2	Shukhi	1	5%	1	0%	0	0%
3	IUD	4	19%	52	11%	0	0%
4	Injectables	0	0%	1	0%	0	0%
5	Implant (Total)	2	10%	-	-	0	0%

List of Stock Out Warehouses

SL	Commodity	Warehouse	Phone
1	Condom	Rangpur RWH	0521-64911
2	Condom	Dhaka CWH	02-9881001
3	Shukhi	Faridpur RWH	0631-64414
4	IUD	Comilla RWH	081-65203
5	IUD	Rangpur RWH	0521-64911
6	IUD	Bogra RWH	051-66706
7	IUD	Faridpur RWH	0631-64414
8	Implant (Total)	Rangpur RWH	0521-64911
9	Implant (Total)	Tangail RWH	0921-64316

List of StockOut Upazilas

SL	Commodity	Warehouse	District	Upazila	Phone
1	Condom	Bogra RWH	Bogra	Sariakandi, Bogra	
2	Condom	Mymensingh RWH	Sunamganj	Dharampasha, Sunamganj	
3	Condom	Pabna RWH	Pabna	Pabna Sadar, Pabna	
4	Shukhi	Mymensingh RWH	Mymensingh	Ishwarganj, Mymensingh	
5	IUD	Bogra RWH	Bogra	Dhunat, Bogra	
6	IUD	Bogra RWH	Bogra	Sherpur, Bogra	
7	IUD	Bogra RWH	Bogra	Sonatola, Bogra	
8	IUD	Bogra RWH	Dinajpur	Ghoraghat, Dinajpur	
9	IUD	Bogra RWH	Joypurhat	Joypurhat Sadar, Joypurhat	
10	IUD	Chittagong RWH	Chittagong	Sitakunda, Chittagong	
11	IUD	Chittagong RWH	Cox\'s Bazar	Chakaria, Cox\'s Bazar	
12	IUD	Chittagong RWH	Cox\'s Bazar	Kutubdia, Cox\'s Bazar	
13	IUD	Dhaka CWH	Gazipur	Gazipur Sadar, Gazipur	
14	IUD	Dhaka CWH	Gazipur	Sreepur, Gazipur	
15	IUD	Dhaka CWH	Manikganj	Daulatpur, Manikganj	

16	IUD	Dhaka CWH	Munshiganj	Lohajang, Munshiganj	
17	IUD	Dhaka CWH	Munshiganj	Serajdikhan, Munshiganj	
18	IUD	Dhaka CWH	Munshiganj	Sreenagar, Munshiganj	
19	IUD	Dhaka CWH	Narayanganj	Rupganj, Narayanganj	
20	IUD	Dhaka CWH	Narsingdi	Manohardi, Narsingdi	
21	IUD	Dhaka CWH	Narsingdi	Narsingdi Sadar, Narsingdi	
22	IUD	Dhaka CWH	Narsingdi	Palash, Narsingdi	
23	IUD	Dhaka CWH	Narsingdi	Shibpur, Narsingdi	
24	IUD	Faridpur RWH	Barisal	Gaurandi, Barisal	
25	IUD	Faridpur RWH	Madaripur	Madaripur Sadar, Madaripur	
26	IUD	Faridpur RWH	Rajbari	Pangsha, Rajbari	
27	IUD	Faridpur RWH	Rajbari	Rajbari Sadar, Rajbari	
28	IUD	Faridpur RWH	Shariatpur	Gosairhat, Shariatpur	
29	IUD	Jamalpur RWH	Jamalpur	Islampur, Jamalpur	
30	IUD	Jamalpur RWH	Jamalpur	Madarganj, Jamalpur	
31	IUD	Jamalpur RWH	Kurigram	Raumari, Kurigram	
32	IUD	Jessore RWH	Jhenaidah	Maheshpur, Jhenaidah	
33	IUD	Noakhali RWH	Feni	Chhagalnaiya, Feni	
34	IUD	Noakhali RWH	Feni	Sonagazi, Feni	
35	IUD	Noakhali RWH	Lakshmipur	Kamalnagar, Lakshmipur	
36	IUD	Noakhali RWH	Lakshmipur	Lakshmipur Sadar, Lakshmipur	
37	IUD	Noakhali RWH	Lakshmipur	Roypur, Lakshmipur	
38	IUD	Noakhali RWH	Noakhali	Begumganj, Noakhali	
39	IUD	Noakhali RWH	Noakhali	Companiganj, Noakhali	
40	IUD	Noakhali RWH	Noakhali	Sonaimuri, Noakhali	
41	IUD	Pabna RWH	Pabna	Faridpur, Pabna	
42	IUD	Pabna RWH	Pabna	Ishwardi, Pabna	
43	IUD	Pabna RWH	Pabna	Santhia, Pabna	
44	IUD	Pabna RWH	Sirajganj	Belkuchi, Sirajganj	
45	IUD	Pabna RWH	Sirajganj	Kamarkhanda, Sirajganj	
46	IUD	Pabna RWH	Sirajganj	Shahjampur, Sirajganj	
47	IUD	Pabna RWH	Sirajganj	Ullah Para, Sirajganj	
48	IUD	Patuakhali RWH	Patuakhali	Bauphal, Patuakhali	
49	IUD	Rangpur RWH	Kurigram	Nageshwari, Kurigram	
50	IUD	Rangpur RWH	Kurigram	Phulbari, Kurigram	
51	IUD	Rangpur RWH	Kurigram	Rajarhat, Kurigram	
52	IUD	Rangpur RWH	Nilphamari	Jaldhaka, Nilphamari	
53	IUD	Rangpur RWH	Rangpur	Badarganj, Rangpur	
54	IUD	Tangail RWH	Tangail	Kalihati, Tangail	
55	IUD	Tangail RWH	Tangail	Nagarpur, Tangail	

56	IUD	Tangail RWH	Tangail	Sakhipur, Tangail	
57	Injectables	Bogra RWH	Joypurhat	Joypurhat Sadar, Joypurhat	



This report is generated with the financial support of USAID and the technical assistance from Systems for Improved Access to Pharmaceuticals and Services (SIAPS), implemented by Management Sciences for Health-MSH.

If you need more information, please visit at <http://www.dgfplmis.org>