

FAMILY PLANNING MONTHLY LOGISTICS REPORT

January 2019



**Management Information System (MIS)
Directorate General of Family Planning (DGFP)**

6, Kawran Bazar, Dhaka1215

Email: dirmisfp@gmail.com, dirlsdgfp@gmail.com
www.dgfp.gov.bd, www.scmpbd.org

Government of the People's Republic of Bangladesh
Directorate General of Family Planning
Management Information System (MIS)
6, Kawran Bazar, Dhaka- 1215
www.dgfp.gov.bd


Memo No. DGFP/MIS/09(Report)/04/2017/207

Date: 10 March, 2019.

Sub: Family Planning Monthly Logistics Report for the Month of January' 2019.

Family Planning Monthly Logistics Report for the Month of January'2019 is sent herewith for your kind information & necessary action. This report is prepared on the basis of Form-7 submitted by Warehouses and Form-7B submitted by Upazila Family Planning Offices by using WIMS & UIMS operational tools. It provides useful information on monthly distribution and stock balance of all the major contraceptives & DDS Kits of Warehouse/Upazila Stores. A summary of important events happened during reporting month included in this report. For more information you are requested to visit at www.scmpbd.org web site.

Comments and suggestions for improvement of this report will be highly appreciated.


(Md. Nazmus Sadat Salim)
Joint Secretary (MEFW Division)
and
Director & Line Director (MIS)
Phone: 9146262
Mail: dirmis@dgfp.gov.bd

Memo No. - DGFP/MIS/09(Report)/04/2017/207/1(202)

Date: 10 March, 2019.

Copy of the report forwarded to:

1. Secretary, Medical Education & Family Welfare Division (MEFW Division), Bangladesh Secretariat, Dhaka.
2. Additional Secretary (Admin), (MEFW Division), Bangladesh Secretariat, Dhaka.
3. Joint Secretary (Development), (MEFW Division), Bangladesh Secretariat, Dhaka.
4. Joint Chief (Planning), Health Service Division, Bangladesh Secretariat, Dhaka
5. Joint Chief (Population & Planning wing), Planning commission, Sher-e-Bangla Nagar, Dhaka.
6. Joint Chief (Planning), Program Management and Monitoring Unit (PMMU), Azimpur, Dhaka-1205.
7. Deputy Chief (Planning), (ME&FW Division), Bangladesh Secretariat, Dhaka.
8. P.S. to the Honorable Minister, Ministry of Health and Family Welfare, Bangladesh Secretariat, Dhaka, for kind information of the Honorable Minister.
9. P.S. to the Honorable State Minister, Ministry of Health and Family Welfare, Bangladesh Secretariat, Dhaka, for kind information of the Honorable State Minister.
10. Director Administration, Directorate General of Family Planning, 6 Kawran Bazar, Dhaka 1215.
11. Director Logistics & Supply and Line Director (Procurement, Storage & Supply Management), Directorate General of Family Planning, 6 Kawran Bazar, Dhaka 1215.

12. Director Finance & Line Director (Family Planning Field Service Delivery), Directorate General of Family Planning, 6 Kawran Bazar, Dhaka 1215.
13. Director (IEM) & Line Director (Information, Education and Communication), Directorate General of Family Planning, 6 Kawran Bazar, Dhaka 1215.
14. Director Planning & Line Director (Planning Monitoring and Evaluation), Directorate General of Family Planning, 6 Kawran Bazar, Dhaka 1215.
15. Line Director (Maternal, Child, Reproductive and Adolescent Health), Directorate General of Family Planning, 6 Kawran Bazar, Dhaka 1215.
16. Line Director (Clinical Contraception Services Delivery Program), Directorate General of Family Planning, 6 Kawran Bazar, Dhaka 1215.
17. Divisional Director, Family Planning, Dhaka / Chittagong / Rajshahi / Khulna / Sylhet / Barisal/ Rangpur Division.
18. Deputy Chief (FW)/ (Health), Ministry of Health & Family Welfare, Bangladesh Secretariat, Dhaka.
19. Additional Director (Drugs and Stores), Directorate General of Family Planning, Central Warehouse, Mohakhali, Dhaka.
20. Deputy Director, Family Planning, ----- District (You are requested to take appropriate measures to ensure timely online submission of Form 7B report from upazilas.
21. Regional/District Consultant, FPCS-QIT, District Family Planning Office, ----- District.
22. Supply Officer, Family Planning, ----- CWH/RWHs.
23. Assistant Maintenance Engineer, MIS Unit, DGFP (Requested to upload this report to DGFP website (www.dgfp.gov.bd).
24. Country Project Director, SIAPS/MSH, House: 3, Road: No. 23B, Gulshan-1, Dhaka-1212.
25. Country Director, the World Bank, E-32, Agargaon, Sher-e-Banala Nagar, Dhaka-1207.
26. Team Leader, Population & Health Team, USAID, Madani Avenue, Baridhara, Dhaka.
27. Country Representative, UNFPA, IDB Bhaban, Agargaon, Sher-E-Bangla Nagar, Dhaka.
28. Managing Director, SMC, SMC Tower, 33 Banani C/A, Dhaka-1213.
29. Documentation Center, IEM Unit, Directorate General of Family Planning, 6 Kawran Bazar, Dhaka.
30. Responsible person of Dispatch Section, MIS Unit is requested to distribute the published 'Family Planning Monthly Logistics Report' to concerned Person/Office/Organization.
31. PA to Director General, Directorate General of Family Planning, 6 Kawran Bazar, Dhaka 1215.
32. Office copy, MIS, DGFP, 6 Kawran Bazar, Dhaka -1215.
33. Concerned Organization/Person.

Review
10.03.2019
(Ajoy Ratan Barua)
Deputy Director (MIS)

Table Of Contents

	Page
1. DGFP Stock Status Report	1-2
2. National Receipts Quantity by Product by Month	3
3. National Level Contraceptive Summary Report	4
4. Stock Status Report at Different Levels	5
5. Contraceptive Stock Status by Product at Upazila Store and Field	6-10
6. Contraceptive Stock Status by Product at Regional Warehouses/Upazila	11-31
7. Month-wise Consumption Trend	32-34
8. Report on Upazila and Warehouse Having Stock Out in last month	35

1. DGFP Stock Status Report

Year →	2019												2020												2021							
	2	3	4	5	6	7	8	9	10	11	12	1	2	3	4	5	6	7	8	9	10	11	12	1	2	3	4	5	6	7	8	
Min.-Max. →	Min						Max																									
Product ↓	CS - 52.50m : 5.9 MOS																															
Condom	5.9 MOS						2018-19: 95.37m to be received = 11 MOS																									
*AMC = 8.88m	2018-19: GoB (Rev):175m																															
	CS (25.67m) : 3.6 MOS																															
Pill	3.6 MOS						2018-19: 110m = 15 MOS																									
*AMC = 7.17m							2018-19: 110m																									
	CS (0.620m): 38.2 MOS																															
IUD	38.2 MOS																															
*AMC = 16,258							2018-19: 0.3m																									
Injectables	CS 18.5 m = 19.6 MOS																															
*AMC = 0.944m							2018-19:12.5m																									
	CS - (0.455m) - 15.1 MOS																															
Implant	15.1 MOS						2018-19: 0.2m = 6.6 MOS						2018-19: 0.4m = 13 MOS																			
*AMC = 30,222	2018-19: GoB (Rev) - 0.42m & GoB (RPA) - 0.165m & 0.4m Single Rod																															
													Legend:																			
													<div style="display: flex; flex-direction: column; gap: 5px;"> <div style="display: flex; align-items: center;"> Current Stock (CS): Less than 3 MOS</div> <div style="display: flex; align-items: center;"> Current Stock (CS): MOS 3.0 to Less than 6 MOS</div> <div style="display: flex; align-items: center;"> Current Stock (CS): MOS 6 and above</div> <div style="display: flex; align-items: center;"> Planned for FY 2018-19</div> <div style="display: flex; align-items: center;"> Procurement completed, yet to be received</div> <div style="display: flex; align-items: center;"> Donation</div> </div>																			
	*AMC is calculated based on past 6-months consumption																															
	Data Sources: DGFP/L&S unit, DGFP LMIS web site - https://scmpbd.org/																															
	Central Warehouse WIMS data and Approved DGFP Procurement Plan																															
	National min-max stock level is 6 & 10 MOS																															
													AMC = Average Monthly Consumption																			

DGFP STOCK STATUS NOTES
(For Contraceptives)
Month: January 2019

CONDOM – Current national stock is 52.50 million pieces and this stock can be used up to July 2019.

- 2018-19: GoB (Rev) – Contract signed for of 175 million pcs, and received 79.63 million in till January 2019. EDCL will supply rest 95.37 million by June 2019.

PILL – Current national stock of Oral Contraceptive Pill is 25.67 million cycles which will go up to May 2019.

- 2018-19: GoB (RPA) – 100 million cycles. Purchase summary sent to ministry for CCGP.
- 2018-19: GoB (RPA) – 10 million cycles (Third generation oral pill), contract signed, awaiting receipt.

IUD – Current national stock is 0.62 million pcs and this stock can be used up to March 2022.

- Status of 2018-19 procurement: 0.30 million sets – Tenders was opened on 22.01.2019.

INJECTABLES – Current stock of 18.5 million vials and that can be used up to September 2020.

- 2018-19: GOB (RPA) – 12.5 million vials. Total quantity received.

IMPLANT – Current stock is 0.455 million sets and this can be used up to April 2020.

- 2018-19 procurement: RPA (GoB) – 0.165 million sets: First shipment of 50,000 sets received on 12th September and rest 115,000 sets received on 4th October 2018.
- 2018 – 19 (GoB-Rev) - 0.22 million sets: Goods received on 12th November 2018.
- UNFPA donated 200,000 units of single rod implant received on 13th December 2018.
- 2018 – 19 (GoB-Dev.) - 0.2 million sets: IFT published. Purchase Summary sent to ministry for approval.
- 2018 – 19 (GoB-Dev.) - 0.4 million sets (Single rod): Tenders was opened on 23.01.2019, no tenderer participated.

You can also download the previous reports from <http://www.scmpbd.org/>

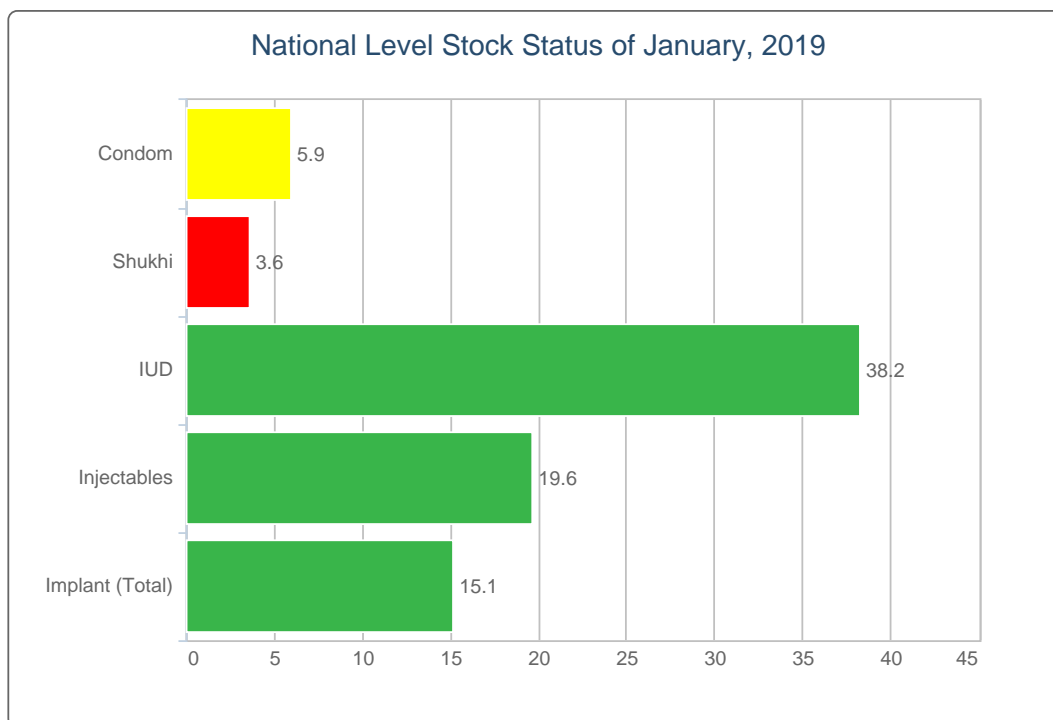
2. National Receipts Quantity by Product by Month

Contraceptive Received Report

Month: January, 2019

Item	Supplier	Receiver	Date Receipts	Qty
Injectables	TECHNO DRUGS Ltd	Khulna RWH	31/01/19	4,000,000
Total				4,000,000
Disposable Syr.	JMI SYRINGE & MEDICAL DEVICES LTD.	Khulna RWH	31/01/19	5,000,000
Total				5,000,000

3. National Level Contraceptive Summary Report

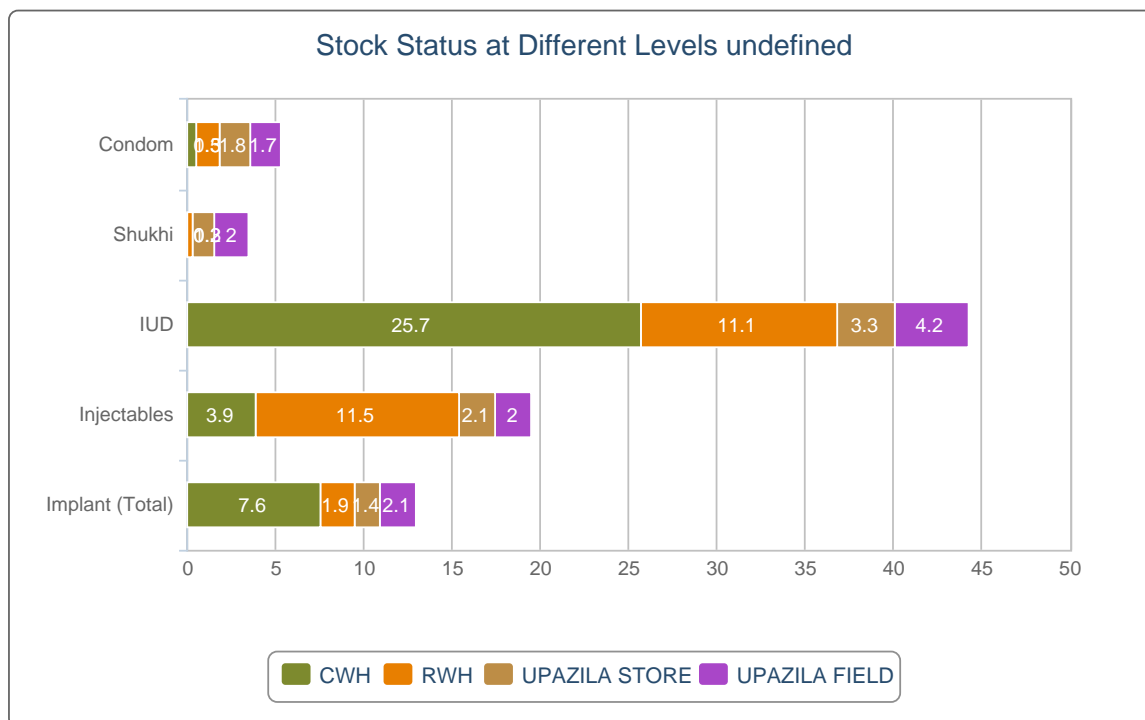


■ MOS less than 4.0
 ■ MOS 4.0 - 7.9
 ■ MOS 8.0 and above
 MOS = Month of Stock

National Level Stock Status of January, 2019

SL	Name of Products	Reported Consumption	Reported Closing Balance	Average Monthly Consumption	MOS
1	Condom	9,924,768	52,507,848	8,889,436	5.9
2	Shukhi	7,235,833	25,672,943	7,173,293	3.6
3	IUD	13,992	620,370	16,258	38.2
4	Injectables	950,582	18,501,256	943,971	19.6
5	Implant (Total)	34,982	455,065	30,222	15.1

4. Stock Status Report at Different Levels

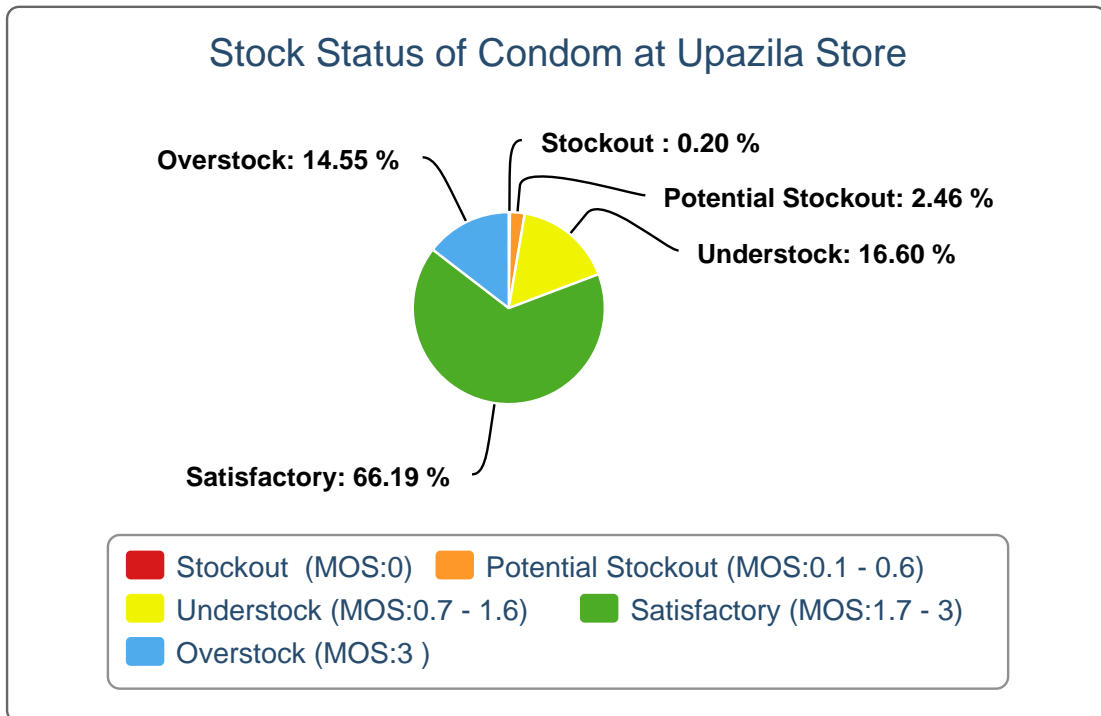


Stock Status at Different Levels January, 2019

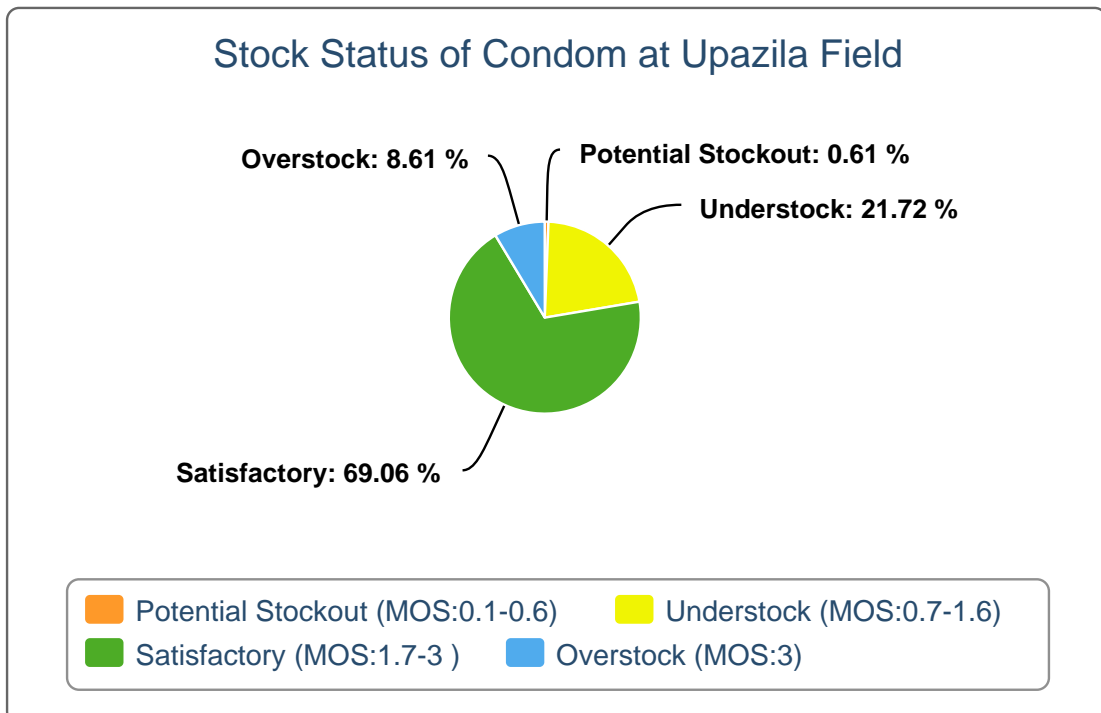
Products	Avg. Consump. of Last 6 Months	CWH Level	MOS	RWH Level	MOS	Upazila Level	MOS	Field Level	MOS	National Level	MOS
Condom	8,889,436	4,665,600	0.5	13,125,600	1.5	17,379,728	2	17,336,920	2	52,507,848	5.9
Shukhi	7,173,293	340,304	0	1,848,756	0.3	8,753,109	1.2	14,730,774	2.1	25,672,943	3.6
IUD	16,258	359,305	22.1	155,412	9.6	46,443	2.9	59,210	3.6	620,370	38.2
Injectables	943,971	3,710,685	3.9	10,920,500	11.6	1,979,246	2.1	1,890,825	2	18,501,256	19.6
Implant (Total)	30,222	265,840	8.8	67,892	2.2	49,307	1.6	72,026	2.4	455,065	15.1

5. Contraceptive Stock Status by Product at Upazila Store and Field

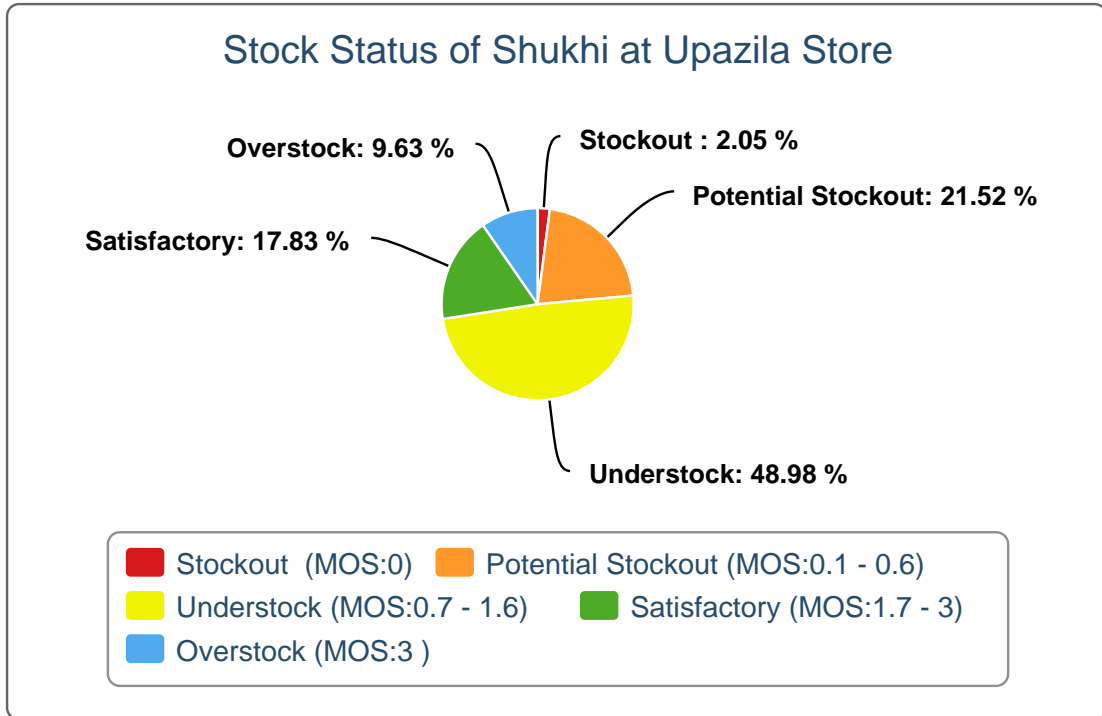
5(a).



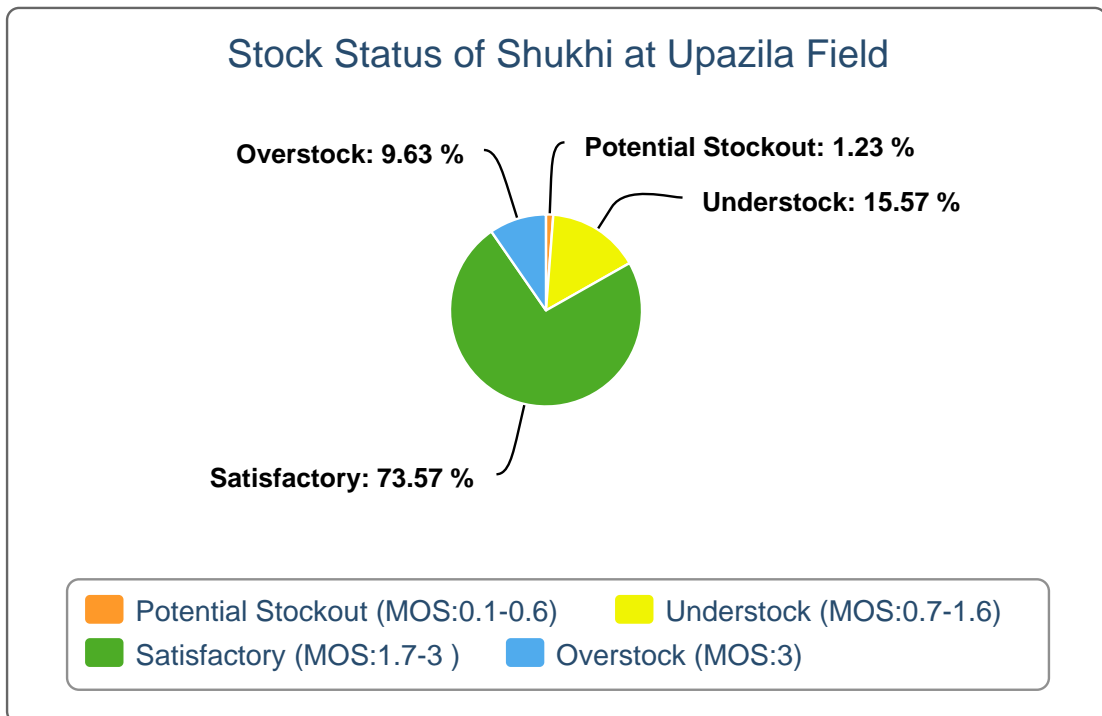
5(b).



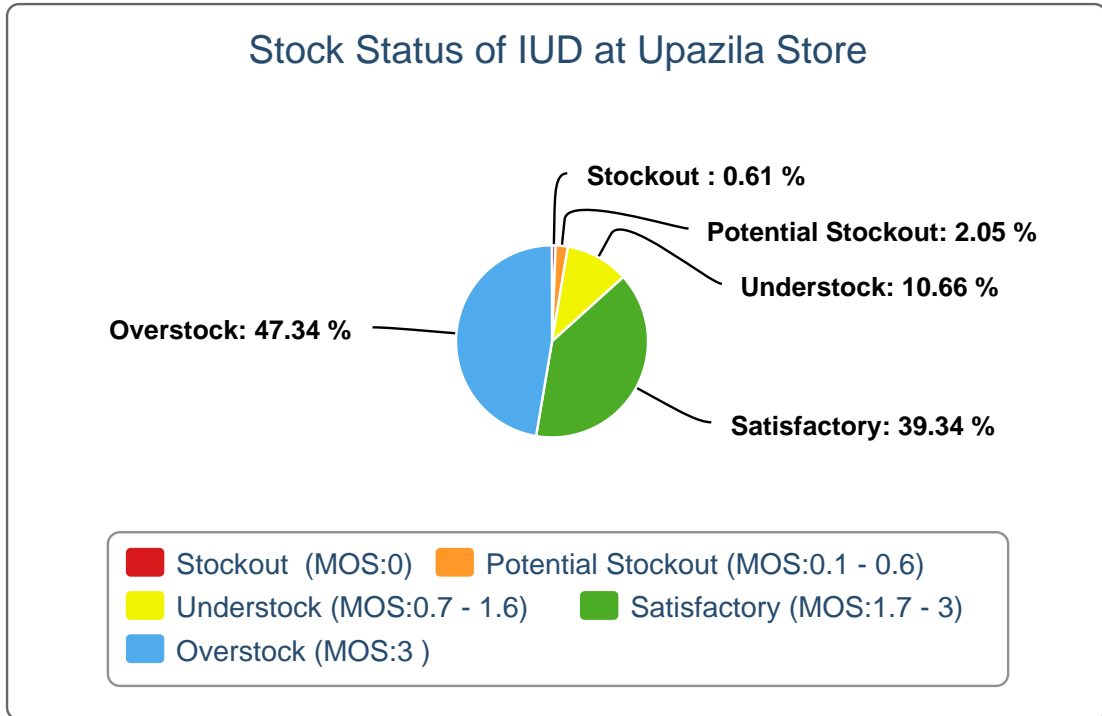
5(c).



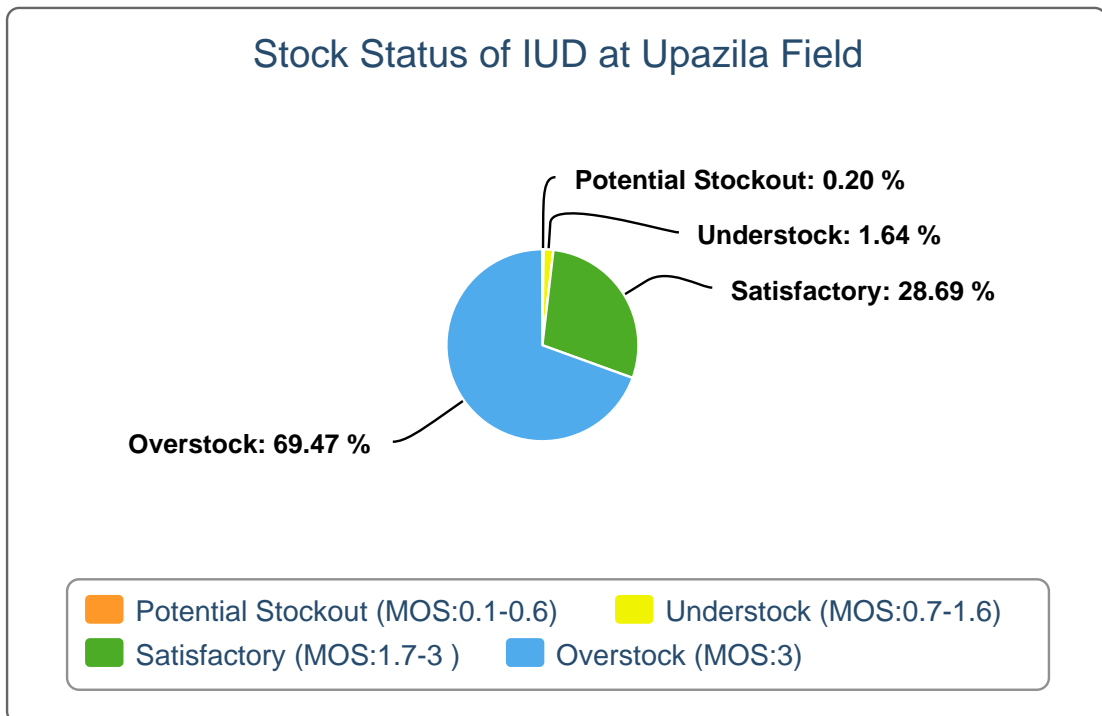
5(d).



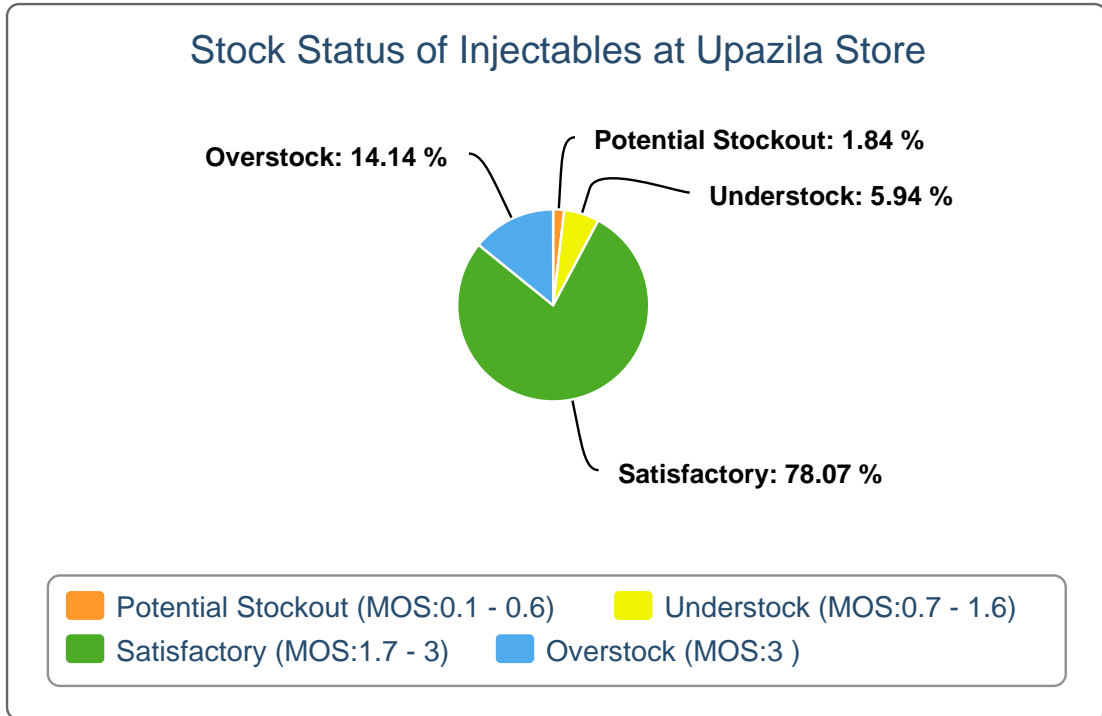
5(e).



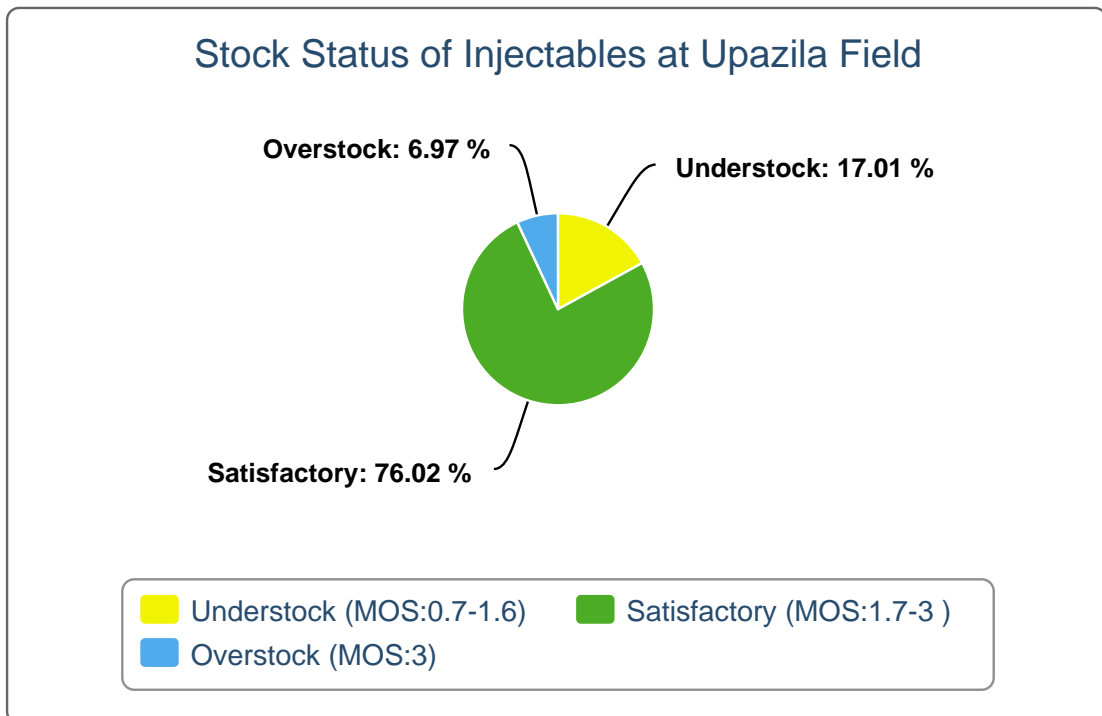
5(f).



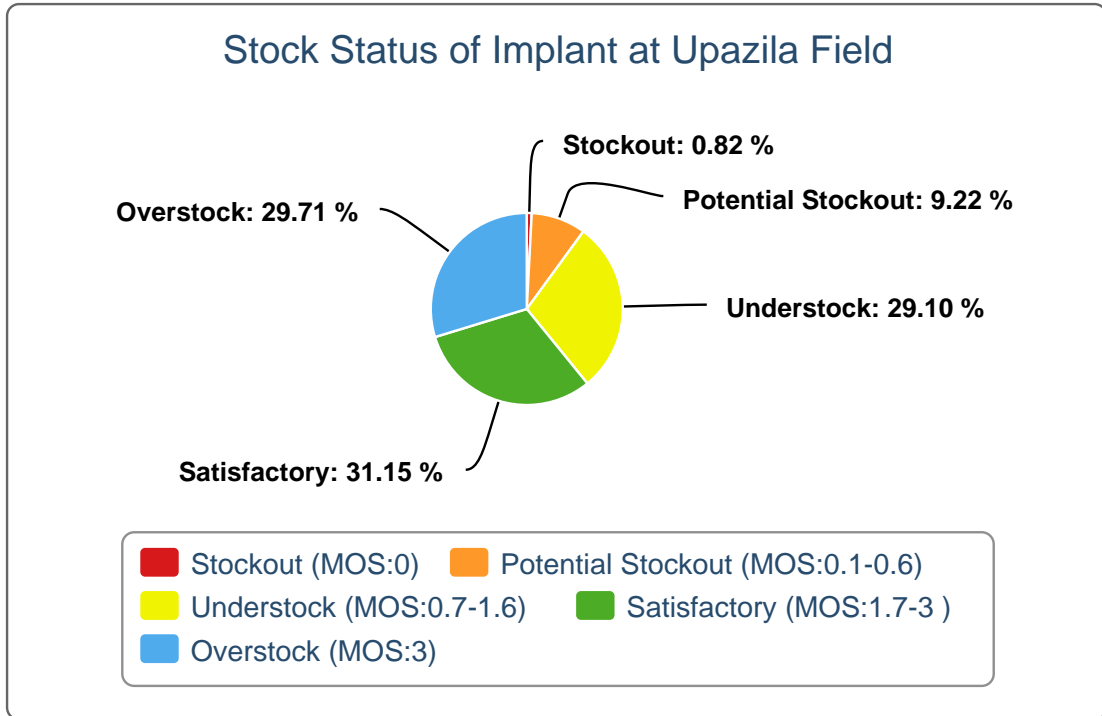
5(g).



5(h).



5(i).



6(a). Contraceptive Stock Status by Product at Regional Warehouses

SL	WH Name	Condom			Shukhi			IUD			Injectables			Implant		
		CBL	AMD	MOS	CBL	AMD	MOS	CBL	AMD	MOS	CBL	AMD	MOS	CBL	AMD	MOS
1	Bandarban RWH	111,600	38,275	2.9	40,320	20,119	2.0	570	114	5.0	10,000	3,280	3.0	500	203	2.5
2	Bhola RWH	190,800	100,611	1.9	252,000	86,217	2.9	2,331	242	9.6	23,000	40,406	0.6	1,652	442	3.7
3	Bogura RWH	160,600	530,451	0.3	30,755	393,727	0.1	5,350	635	8.4	189,500	32,113	5.9	3,412	2,239	1.5
4	Chattogram RWH	2,289,800	470,174	4.9	308,810	355,720	0.9	56,880	1,643	34.6	5,090,400	58,739	86.7	6,050	2,021	3.0
5	Cumilla RWH	802,800	489,110	1.6	103,180	382,451	0.3	7,716	1,454	5.3	213,000	68,608	3.1	5,545	1,959	2.8
6	Dhaka CWH	4,665,600	1,393,637	3.3	340,304	877,421	0.4	359,305	2,303	156.0	3,710,685	111,089	33.4	265,840	2,725	97.6
7	Dinajpur RWH	633,600	195,381	3.2	2,880	312,674	0.0	2,600	529	4.9	89,000	36,878	2.4	2,000	1,878	1.1
8	Faridpur RWH	828,000	615,413	1.3	1,440	409,899	0.0	4,850	1,198	4.0	155,000	46,764	3.3	5,088	2,082	2.4
9	Jamalpur RWH	468,000	275,203	1.7	267,760	244,117	1.1	4,678	441	10.6	84,500	31,451	2.7	5,050	1,084	4.7
10	Jashore RWH	362,400	445,152	0.8	18,720	311,166	0.1	4,650	517	9.0	144,300	45,849	3.1	3,788	1,315	2.9
11	Khulna RWH	1,720,800	636,017	2.7	4,650	439,016	0.0	9,525	788	12.1	3,929,500	43,949	89.4	4,680	1,345	3.5
12	Kushtia RWH	388,800	266,140	1.5	2,880	167,125	0.0	1,924	220	8.7	80,200	34,475	2.3	1,810	545	3.3
13	Mymensingh RWH	1,026,000	647,547	1.6	40,320	749,162	0.1	6,350	942	6.7	113,500	55,031	2.1	3,110	2,230	1.4
14	Noakhali RWH	226,800	254,775	0.9	136,800	184,034	0.7	4,550	698	6.5	72,200	41,674	1.7	2,000	1,425	1.4
15	Pabna RWH	651,600	465,089	1.4	60,480	363,920	0.2	10,350	942	11.0	150,000	45,458	3.3	6,350	963	6.6
16	Patuakhali RWH	406,800	120,484	3.4	74,880	156,410	0.5	4,350	413	10.5	78,400	25,533	3.1	3,000	973	3.1
17	Rajshahi RWH	633,600	602,822	1.1	14,400	319,310	0.0	6,839	458	14.9	162,700	37,074	4.4	4,350	1,230	3.5
18	Rangamati RWH	63,600	45,702	1.4	24,480	33,051	0.7	424	72	5.9	6,700	3,346	2.0	895	229	3.9
19	Rangpur RWH	874,800	493,389	1.8	73,440	677,796	0.1	12,125	1,463	8.3	162,000	104,967	1.5	4,212	2,756	1.5
20	Sylhet RWH	561,600	515,779	1.1	282,240	393,931	0.7	7,250	713	10.2	79,600	49,672	1.6	2,400	1,747	1.4
21	Tangail RWH	723,600	288,285	2.5	108,321	296,027	0.4	2,100	473	4.4	87,000	27,615	3.2	2,000	831	2.4

6(b). Contraceptive Stock Status by Product at Upazila

SL	Warehouse Name	Upazila Name	Condom			Shukhi			IUD			Injectables			Implant		
			CBL	AMD	MOS	CBL	AMD	MOS	CBL	AMD	MOS	CBL	AMD	MOS	CBL	AMD	MOS
1	Bandarban RWH	Alikadam	3,200	8,697	0.4	3,927	2,412	1.6	21	19	1.1	1,599	772	2.1	0	44	0.0
2	Bandarban RWH	Bandarban Sadar	11,500	5,130	2.2	8,290	4,075	2.0	124	23	5.4	1,348	684	2.0	127	29	4.4
3	Bandarban RWH	Lama	12,544	6,147	2.0	9,735	4,639	2.1	165	33	5.0	2,558	771	3.3	155	40	3.9
4	Bandarban RWH	Naikhongchhari	8,900	8,382	1.1	11,370	4,203	2.7	10	14	0.7	2,191	708	3.1	10	16	0.6
5	Bandarban RWH	Rowangchhari	13,300	2,135	6.2	7,615	1,743	4.4	33	4	8.3	979	149	6.6	30	19	1.6
6	Bandarban RWH	Ruma	15,300	5,156	3.0	5,385	1,542	3.5	64	12	5.3	847	130	6.5	40	14	2.9
7	Bandarban RWH	Thanchi	9,600	2,628	3.7	5,865	1,505	3.9	17	9	1.9	541	66	8.2	0	41	0.0
8	Bhola RWH	Bhola Sadar	33,900	12,686	2.7	14,520	10,179	1.4	150	71	2.1	11,800	5,616	2.1	20	135	0.1
9	Bhola RWH	Burhanuddin	11,300	4,452	2.5	11,160	7,718	1.4	60	20	3.0	3,310	1,690	2.0	50	60	0.8
10	Bhola RWH	Char Fasson	41,500	17,869	2.3	18,075	16,851	1.1	150	41	3.7	19,401	9,480	2.0	216	69	3.1
11	Bhola RWH	Daulat Khan	14,600	7,007	2.1	7,495	7,502	1.0	61	11	5.5	10,000	4,213	2.4	122	19	6.4
12	Bhola RWH	Hizla	20,400	8,318	2.5	6,090	5,133	1.2	49	13	3.8	3,734	1,554	2.4	30	18	1.7
13	Bhola RWH	Lalmohan	28,400	14,823	1.9	22,845	12,373	1.8	85	23	3.7	13,530	6,225	2.2	82	50	1.6
14	Bhola RWH	Manpura	10,052	4,330	2.3	2,408	2,904	0.8	15	4	3.8	4,761	1,924	2.5	72	22	3.3
15	Bhola RWH	Mehendiganj	33,000	15,213	2.2	11,835	10,809	1.1	69	25	2.8	9,719	4,636	2.1	122	18	6.8
16	Bhola RWH	Muladi	15,800	8,335	1.9	12,565	7,473	1.7	38	18	2.1	5,178	1,925	2.7	50	26	1.9
17	Bhola RWH	Tazumuddin	16,900	7,578	2.2	5,760	5,275	1.1	55	16	3.4	7,300	3,143	2.3	72	25	2.9
18	Bogura RWH	Adamdighi	38,700	10,186	3.8	40,200	6,371	6.3	116	16	7.3	1,850	378	4.9	100	48	2.1
19	Bogura RWH	Akkelpur	59,100	5,274	11.2	19,240	5,313	3.6	108	11	9.8	3,007	441	6.8	0	57	0.0
20	Bogura RWH	Atrai	21,500	11,064	1.9	26,058	12,017	2.2	234	12	19.5	2,485	461	5.4	210	40	5.3
21	Bogura RWH	Badalgachhi	29,000	15,424	1.9	15,390	14,466	1.1	101	9	11.2	3,041	1,711	1.8	400	53	7.5
22	Bogura RWH	Bogura Sadar	28,340	66,819	0.4	5,610	18,892	0.3	355	51	7.0	3,443	1,973	1.7	256	194	1.3
23	Bogura RWH	Dhamoirhat	31,000	8,865	3.5	22,696	8,436	2.7	146	18	8.1	2,892	917	3.2	200	30	6.7
24	Bogura RWH	Dhunat	63,800	30,413	2.1	41,465	19,600	2.1	158	26	6.1	4,852	2,118	2.3	200	89	2.2
25	Bogura RWH	Dhupchanchia	60,900	7,000	8.7	38,145	7,697	5.0	436	18	24.2	4,361	722	6.0	300	90	3.3

SL	Warehouse Name	Upazila Name	Condom			Shukhi			IUD			Injectables			Implant		
			CBL	AMD	MOS	CBL	AMD	MOS	CBL	AMD	MOS	CBL	AMD	MOS	CBL	AMD	MOS
26	Bogura RWH	Gabtali	70,700	36,742	1.9	31,860	19,476	1.6	120	12	10.0	5,560	2,657	2.1	0	116	0.0
27	Bogura RWH	Ghoraghat	40,000	5,858	6.8	25,500	6,645	3.8	119	27	4.4	2,408	427	5.6	100	40	2.5
28	Bogura RWH	Hakimpur	55,100	5,748	9.6	21,396	4,178	5.1	102	10	10.2	3,610	182	19.8	150	39	3.8
29	Bogura RWH	Joypurhat Sadar	53,100	20,359	2.6	36,603	13,070	2.8	170	60	2.8	3,550	1,208	2.9	100	183	0.5
30	Bogura RWH	Kahaloo	36,600	18,453	2.0	19,635	11,950	1.6	85	29	2.9	2,957	922	3.2	100	98	1.0
31	Bogura RWH	Kalai	20,076	6,442	3.1	25,800	8,336	3.1	100	12	8.3	1,750	498	3.5	100	32	3.1
32	Bogura RWH	Khetlal	29,200	7,848	3.7	17,220	5,054	3.4	94	10	9.4	1,526	242	6.3	0	38	0.0
33	Bogura RWH	Mahadebpur	25,300	14,682	1.7	15,135	17,476	0.9	40	11	3.6	1,926	888	2.2	200	62	3.2
34	Bogura RWH	Manda	72,900	21,474	3.4	57,600	31,287	1.8	313	68	4.6	9,405	1,826	5.2	60	74	0.8
35	Bogura RWH	Nandigram	18,300	8,627	2.1	14,685	11,945	1.2	90	3	30.0	3,290	385	8.5	100	45	2.2
36	Bogura RWH	Naogaon Sadar	48,000	23,802	2.0	23,355	18,682	1.3	175	19	9.2	2,930	1,389	2.1	0	97	0.0
37	Bogura RWH	Niamatpur	22,200	15,383	1.4	17,505	13,362	1.3	135	17	7.9	4,526	973	4.7	100	50	2.0
38	Bogura RWH	Panchbibi	15,790	13,157	1.2	23,742	8,627	2.8	95	11	8.6	2,079	661	3.1	151	137	1.1
39	Bogura RWH	Patnitala	51,900	10,792	4.8	31,127	9,253	3.4	105	14	7.5	4,334	537	8.1	152	72	2.1
40	Bogura RWH	Porsha	39,276	11,358	3.5	32,025	10,013	3.2	123	9	13.7	3,527	491	7.2	250	36	6.9
41	Bogura RWH	Raninagar	36,300	12,823	2.8	24,705	13,033	1.9	155	8	19.4	4,072	482	8.4	250	33	7.6
42	Bogura RWH	Sapahar	51,490	9,364	5.5	42,945	10,849	4.0	139	5	27.8	2,925	955	3.1	200	39	5.1
43	Bogura RWH	Sariakandi	32,100	12,181	2.6	19,815	8,624	2.3	164	29	5.7	3,192	1,091	2.9	200	130	1.5
44	Bogura RWH	Shajahanpur	55,600	39,278	1.4	44,645	16,530	2.7	179	28	6.4	4,466	1,046	4.3	0	75	0.0
45	Bogura RWH	Sherpur	91,700	31,675	2.9	61,636	20,034	3.1	182	25	7.3	5,967	1,579	3.8	200	65	3.1
46	Bogura RWH	Shibganj	78,500	27,267	2.9	25,830	23,149	1.1	106	27	3.9	5,750	3,776	1.5	100	91	1.1
47	Bogura RWH	Sonatola	87,500	22,093	4.0	52,800	19,362	2.7	60	40	1.5	4,720	1,177	4.0	0	86	0.0
48	Chattogram RWH	Anowara	25,500	10,480	2.4	13,200	11,581	1.1	115	35	3.3	1,995	878	2.3	210	52	4.0
49	Chattogram RWH	Banshkhali	34,700	15,355	2.3	14,685	13,277	1.1	136	47	2.9	4,727	2,302	2.1	202	62	3.3
50	Chattogram RWH	Boalkhali	16,200	8,063	2.0	12,494	11,270	1.1	74	39	1.9	1,087	526	2.1	50	42	1.2

SL	Warehouse Name	Upazila Name	Condom			Shukhi			IUD			Injectables			Implant		
			CBL	AMD	MOS	CBL	AMD	MOS	CBL	AMD	MOS	CBL	AMD	MOS	CBL	AMD	MOS
51	Chattogram RWH	Chakaria	49,800	21,236	2.3	20,415	16,971	1.2	111	74	1.5	8,658	4,313	2.0	172	131	1.3
52	Chattogram RWH	Chandanaish	22,200	10,058	2.2	7,215	10,085	0.7	91	48	1.9	2,019	947	2.1	101	42	2.4
53	Chattogram RWH	Cox's Bazar Sadar	42,700	29,886	1.4	21,795	20,242	1.1	277	42	6.6	6,095	3,248	1.9	505	109	4.6
54	Chattogram RWH	Dighinala	24,000	8,878	2.7	9,570	8,501	1.1	65	15	4.3	2,105	1,005	2.1	100	23	4.3
55	Chattogram RWH	Double Mooring	77,144	50,943	1.5	17,550	13,380	1.3	306	175	1.7	9,404	4,814	2.0	445	129	3.4
56	Chattogram RWH	Fatikchhari	52,544	23,198	2.3	19,310	18,231	1.1	129	44	2.9	5,117	2,433	2.1	300	175	1.7
57	Chattogram RWH	Hathazari	58,100	31,083	1.9	19,200	17,863	1.1	130	46	2.8	2,923	1,349	2.2	0	40	0.0
58	Chattogram RWH	Khagrachhari Sadar	16,700	6,839	2.4	7,395	6,206	1.2	56	59	0.9	1,361	737	1.8	190	13	14.6
59	Chattogram RWH	Kutubdia	11,800	3,889	3.0	13,275	4,504	2.9	86	23	3.7	165	1,273	0.1	0	52	0.0
60	Chattogram RWH	Lakshmichhari	11,100	1,951	5.7	5,400	2,684	2.0	57	16	3.6	379	106	3.6	60	12	5.0
61	Chattogram RWH	Lohagara	17,168	7,543	2.3	11,730	9,294	1.3	110	25	4.4	3,483	1,580	2.2	150	49	3.1
62	Chattogram RWH	Mahalchhari	6,400	3,669	1.7	2,145	4,336	0.5	51	6	8.5	835	361	2.3	50	22	2.3
63	Chattogram RWH	Maheshkhali	19,100	9,011	2.1	17,655	17,033	1.0	140	69	2.0	5,956	3,077	1.9	20	91	0.2
64	Chattogram RWH	Manikchhari	4,600	1,392	3.3	2,880	1,867	1.5	19	3	6.3	1,022	491	2.1	70	13	5.4
65	Chattogram RWH	Matiranga	13,800	10,066	1.4	8,640	7,497	1.2	61	16	3.8	1,696	921	1.8	115	28	4.1
66	Chattogram RWH	Mirsharai	29,400	14,315	2.1	17,614	15,235	1.2	163	70	2.3	5,027	2,332	2.2	0	73	0.0
67	Chattogram RWH	Panchhari	9,000	2,920	3.1	8,340	4,257	2.0	65	3	21.7	450	230	2.0	0	36	0.0
68	Chattogram RWH	Panchlaish	57,630	40,630	1.4	18,450	10,640	1.7	277	168	1.6	6,863	3,603	1.9	300	79	3.8
69	Chattogram RWH	Patiya	51,200	21,600	2.4	21,525	19,049	1.1	310	161	1.9	4,550	2,129	2.1	230	126	1.8
70	Chattogram RWH	Pekua	14,600	6,821	2.1	7,050	6,745	1.0	76	14	5.4	3,884	2,086	1.9	200	73	2.7
71	Chattogram RWH	Ramgarh	12,100	3,638	3.3	6,825	4,217	1.6	41	6	6.8	694	274	2.5	31	38	0.8
72	Chattogram RWH	Ramu	12,200	12,070	1.0	0	10,200	0.0	50	31	1.6	1,322	2,668	0.5	200	86	2.3
73	Chattogram RWH	Rangunia	53,900	24,856	2.2	17,610	14,511	1.2	157	76	2.1	4,227	1,827	2.3	0	52	0.0
74	Chattogram RWH	Raozan	33,960	15,799	2.1	18,450	13,841	1.3	123	73	1.7	2,519	1,328	1.9	102	52	2.0
75	Chattogram RWH	Sandwip	46,166	10,416	4.4	23,670	11,073	2.1	334	48	7.0	6,699	1,560	4.3	200	63	3.2

SL	Warehouse Name	Upazila Name	Condom			Shukhi			IUD			Injectables			Implant		
			CBL	AMD	MOS	CBL	AMD	MOS	CBL	AMD	MOS	CBL	AMD	MOS	CBL	AMD	MOS
76	Chattogram RWH	Satkania	24,700	12,003	2.1	13,305	11,425	1.2	103	30	3.4	2,078	950	2.2	100	74	1.4
77	Chattogram RWH	Sitakunda	45,700	20,271	2.3	11,105	14,178	0.8	111	84	1.3	3,774	1,854	2.0	0	44	0.0
78	Chattogram RWH	Teknaf	53,440	25,402	2.1	27,000	19,501	1.4	154	78	2.0	10,576	5,413	2.0	200	96	2.1
79	Chattogram RWH	Ukhia	19,900	5,893	3.4	15,000	6,026	2.5	76	19	4.0	5,534	2,124	2.6	200	44	4.5
80	Cumilla RWH	Akhaura	20,460	6,393	3.2	23,220	5,211	4.5	114	12	9.5	2,292	713	3.2	170	27	6.3
81	Cumilla RWH	Ashuganj	15,524	12,490	1.2	38,335	6,970	5.5	136	34	4.0	7,977	1,092	7.3	100	38	2.6
82	Cumilla RWH	Banchharampur	31,900	15,768	2.0	38,040	11,026	3.5	166	39	4.3	6,342	2,912	2.2	200	135	1.5
83	Cumilla RWH	Barura	26,300	20,399	1.3	16,190	19,887	0.8	230	58	4.0	4,561	3,155	1.4	100	53	1.9
84	Cumilla RWH	Bijoy Nagar	8,208	13,212	0.6	6,636	10,486	0.6	137	10	13.7	277	1,730	0.2	100	42	2.4
85	Cumilla RWH	Brahman Para	23,000	7,226	3.2	15,645	8,157	1.9	126	25	5.0	1,645	740	2.2	100	35	2.9
86	Cumilla RWH	Brahmanbaria Sadar	15,200	21,401	0.7	55,530	12,882	4.3	284	72	3.9	3,318	2,879	1.2	50	94	0.5
87	Cumilla RWH	Burichang	21,600	18,247	1.2	8,640	13,741	0.6	98	66	1.5	2,869	2,216	1.3	152	80	1.9
88	Cumilla RWH	Chandina	20,600	17,902	1.2	11,855	14,502	0.8	133	40	3.3	3,742	2,668	1.4	115	37	3.1
89	Cumilla RWH	Chandpur Sadar	30,400	15,869	1.9	23,990	14,531	1.7	128	100	1.3	4,578	2,477	1.8	100	133	0.8
90	Cumilla RWH	Chauddagam	19,400	18,699	1.0	16,590	19,392	0.9	213	40	5.3	4,109	3,800	1.1	100	45	2.2
91	Cumilla RWH	Cumilla Adarsha Sadar	1,200	30,904	0.0	20,760	19,069	1.1	220	116	1.9	5,016	3,239	1.5	320	108	3.0
92	Cumilla RWH	Cumilla Sadar Dakshin	28,300	15,444	1.8	325	16,959	0.0	210	63	3.3	6,285	2,835	2.2	150	42	3.6
93	Cumilla RWH	Daudkandi	34,600	14,560	2.4	23,625	11,166	2.1	154	60	2.6	4,796	1,928	2.5	100	26	3.8
94	Cumilla RWH	Debidwar	40,700	18,869	2.2	15,375	17,492	0.9	134	88	1.5	4,047	2,734	1.5	0	44	0.0
95	Cumilla RWH	Faridganj	74,400	14,000	5.3	46,155	10,897	4.2	205	50	4.1	6,860	2,763	2.5	250	86	2.9
96	Cumilla RWH	Haim Char	6,300	2,746	2.3	9,255	4,032	2.3	54	9	6.0	1,035	574	1.8	50	22	2.3
97	Cumilla RWH	Hajiganj	92,576	8,283	11.2	70,884	9,683	7.3	394	33	11.9	6,681	2,068	3.2	150	85	1.8
98	Cumilla RWH	Homna	15,200	14,590	1.0	32,400	7,782	4.2	216	31	7.0	3,427	1,323	2.6	150	21	7.1
99	Cumilla RWH	Kachua	33,100	19,285	1.7	44,715	14,058	3.2	37	50	0.7	1,566	3,663	0.4	99	69	1.4
100	Cumilla RWH	Kasba	16,300	17,752	0.9	29,595	13,395	2.2	116	28	4.1	3,754	1,484	2.5	0	62	0.0

SL	Warehouse Name	Upazila Name	Condom			Shukhi			IUD			Injectables			Implant		
			CBL	AMD	MOS	CBL	AMD	MOS	CBL	AMD	MOS	CBL	AMD	MOS	CBL	AMD	MOS
101	Cumilla RWH	Laksam	21,700	10,071	2.2	23,865	8,760	2.7	80	42	1.9	4,012	1,755	2.3	100	49	2.0
102	Cumilla RWH	Manoharganj	18,864	9,972	1.9	30,960	7,881	3.9	110	18	6.1	4,498	1,335	3.4	100	33	3.0
103	Cumilla RWH	Matlab Dakshin	27,398	10,135	2.7	30,252	6,007	5.0	230	29	7.9	4,371	1,547	2.8	215	52	4.1
104	Cumilla RWH	Matlab Uttar	49,400	13,078	3.8	33,110	13,289	2.5	56	49	1.1	5,574	1,587	3.5	100	86	1.2
105	Cumilla RWH	Meghna	27,200	5,397	5.0	22,500	4,095	5.5	125	14	8.9	2,840	788	3.6	100	15	6.7
106	Cumilla RWH	Muradnagar	10,910	30,798	0.4	14,475	18,331	0.8	0	77	0.0	5,519	3,096	1.8	0	71	0.0
107	Cumilla RWH	Nabinagar	50,300	21,349	2.4	34,470	15,865	2.2	164	22	7.5	5,952	2,508	2.4	200	97	2.1
108	Cumilla RWH	Nangalkot	14,400	19,710	0.7	27,555	11,555	2.4	215	44	4.9	6,572	2,463	2.7	0	50	0.0
109	Cumilla RWH	Nasirnagar	25,900	14,071	1.8	13,095	11,997	1.1	210	39	5.4	4,111	1,296	3.2	200	52	3.8
110	Cumilla RWH	Sarail	18,100	15,217	1.2	28,065	11,778	2.4	40	29	1.4	4,482	1,692	2.6	100	77	1.3
111	Cumilla RWH	Shahrasti	15,900	4,274	3.7	20,700	6,602	3.1	184	24	7.7	3,549	2,090	1.7	150	66	2.3
112	Cumilla RWH	Titas	11,500	10,999	1.0	37,680	4,973	7.6	54	43	1.3	4,065	1,458	2.8	50	27	1.9
113	Dhaka CWH	Araihazar	28,500	14,735	1.9	9,240	21,163	0.4	150	56	2.7	4,405	2,416	1.8	0	78	0.0
114	Dhaka CWH	Bandar	101,900	44,512	2.3	28,775	18,008	1.6	182	45	4.0	6,534	2,657	2.5	100	66	1.5
115	Dhaka CWH	Belabo	30,600	11,063	2.8	16,230	11,186	1.5	4	31	0.1	2,854	1,242	2.3	0	36	0.0
116	Dhaka CWH	Daulatpur	22,600	12,438	1.8	14,985	10,090	1.5	40	12	3.3	2,011	995	2.0	100	60	1.7
117	Dhaka CWH	Dhamrai	43,400	25,388	1.7	98,688	24,182	4.1	240	132	1.8	3,882	1,808	2.1	72	74	1.0
118	Dhaka CWH	Dohar	24,652	12,328	2.0	10,083	7,769	1.3	82	27	3.0	1,439	678	2.1	200	54	3.7
119	Dhaka CWH	Gazaria	12,899	5,844	2.2	6,800	6,597	1.0	35	10	3.5	1,121	578	1.9	173	21	8.2
120	Dhaka CWH	Gazipur Sadar	77,700	55,126	1.4	33,420	27,705	1.2	156	71	2.2	6,082	2,808	2.2	0	78	0.0
121	Dhaka CWH	Ghior	40,400	21,060	1.9	18,630	10,568	1.8	41	14	2.9	2,331	1,134	2.1	300	35	8.6
122	Dhaka CWH	Harirampur	22,080	12,111	1.8	14,370	6,236	2.3	29	10	2.9	1,367	497	2.8	250	58	4.3
123	Dhaka CWH	Kaliakair	37,200	21,298	1.7	23,550	18,240	1.3	82	27	3.0	1,208	675	1.8	200	47	4.3
124	Dhaka CWH	Kaliganj	62,400	29,590	2.1	25,235	16,399	1.5	80	20	4.0	2,722	1,291	2.1	410	24	17.1
125	Dhaka CWH	Kapasias	35,800	19,948	1.8	15,740	15,739	1.0	105	22	4.8	1,933	833	2.3	0	42	0.0

SL	Warehouse Name	Upazila Name	Condom			Shukhi			IUD			Injectables			Implant		
			CBL	AMD	MOS	CBL	AMD	MOS	CBL	AMD	MOS	CBL	AMD	MOS	CBL	AMD	MOS
126	Dhaka CWH	Keraniganj	78,068	47,031	1.7	28,260	29,015	1.0	381	124	3.1	8,235	3,535	2.3	800	110	7.3
127	Dhaka CWH	Lohajang	15,700	14,237	1.1	12,735	9,692	1.3	93	24	3.9	2,491	1,043	2.4	300	54	5.6
128	Dhaka CWH	Manikganj Sadar	28,500	39,028	0.7	15,330	16,813	0.9	120	27	4.4	5,059	2,069	2.4	0	93	0.0
129	Dhaka CWH	Manohardi	51,100	24,802	2.1	16,468	13,778	1.2	140	59	2.4	5,080	2,459	2.1	100	23	4.3
130	Dhaka CWH	Mirpur	34,400	143,253	0.2	60,750	45,581	1.3	605	271	2.2	26,476	11,920	2.2	580	283	2.0
131	Dhaka CWH	Munshiganj Sadar	52,386	27,457	1.9	32,397	17,050	1.9	146	22	6.6	3,413	1,667	2.0	300	53	5.7
132	Dhaka CWH	Narayanganj Sadar	100,300	72,734	1.4	60,675	54,021	1.1	220	87	2.5	17,953	8,995	2.0	200	167	1.2
133	Dhaka CWH	Narsingdi Sadar	123,451	60,241	2.0	40,378	58,545	0.7	249	131	1.9	19,455	9,473	2.1	143	95	1.5
134	Dhaka CWH	Nawabganj	37,900	22,831	1.7	10,176	13,167	0.8	80	21	3.8	2,275	1,024	2.2	200	72	2.8
135	Dhaka CWH	Palash	20,600	9,974	2.1	14,700	10,760	1.4	57	24	2.4	2,491	1,195	2.1	0	43	0.0
136	Dhaka CWH	Roypura	106,800	52,551	2.0	76,020	19,178	4.0	39	98	0.4	3,015	6,859	0.4	500	29	17.2
137	Dhaka CWH	Rupganj	80,990	39,965	2.0	38,155	34,557	1.1	150	44	3.4	6,970	3,402	2.0	0	54	0.0
138	Dhaka CWH	Saturia	16,800	8,680	1.9	7,215	7,902	0.9	80	27	3.0	1,591	785	2.0	0	47	0.0
139	Dhaka CWH	Savar	33,000	71,290	0.5	19,860	39,201	0.5	210	104	2.0	8,393	4,408	1.9	250	92	2.7
140	Dhaka CWH	Serajdikhan	42,992	20,682	2.1	24,470	19,201	1.3	151	42	3.6	3,311	1,632	2.0	350	47	7.4
141	Dhaka CWH	Shibalaya	29,900	15,649	1.9	15,480	8,854	1.7	56	18	3.1	3,270	1,496	2.2	100	45	2.2
142	Dhaka CWH	Shibpur	38,700	19,984	1.9	20,128	17,389	1.2	96	30	3.2	5,013	2,378	2.1	72	56	1.3
143	Dhaka CWH	Singair	43,670	23,295	1.9	22,435	13,961	1.6	134	21	6.4	2,162	1,001	2.2	300	37	8.1
144	Dhaka CWH	Sonargaon	45,100	25,685	1.8	35,070	22,853	1.5	121	46	2.6	6,533	3,000	2.2	0	55	0.0
145	Dhaka CWH	Sreenagar	40,700	29,509	1.4	35,745	24,447	1.5	118	32	3.7	4,115	1,837	2.2	400	50	8.0
146	Dhaka CWH	Sreepur	45,460	28,729	1.6	27,252	28,158	1.0	60	26	2.3	4,201	1,983	2.1	200	76	2.6
147	Dhaka CWH	Tejgaon	66,900	258,970	0.3	186,840	155,657	1.2	1,135	470	2.4	1,550	19,106	0.1	1,004	352	2.9
148	Dhaka CWH	Tongi	74,100	40,256	1.8	25,120	14,425	1.7	182	72	2.5	3,579	1,772	2.0	950	95	10.0
149	Dhaka CWH	Tongibari	21,300	11,363	1.9	43,380	9,334	4.6	60	6	10.0	1,011	438	2.3	300	24	12.5
150	Dinajpur RWH	Atwari	19,100	6,410	3.0	8,672	10,271	0.8	80	12	6.7	1,296	1,049	1.2	0	35	0.0

SL	Warehouse Name	Upazila Name	Condom			Shukhi			IUD			Injectables			Implant		
			CBL	AMD	MOS	CBL	AMD	MOS	CBL	AMD	MOS	CBL	AMD	MOS	CBL	AMD	MOS
151	Dinajpur RWH	Baliadangi	22,100	4,102	5.4	19,050	7,992	2.4	52	7	7.4	4,055	2,004	2.0	0	26	0.0
152	Dinajpur RWH	Biral	34,604	9,242	3.7	29,235	13,876	2.1	118	20	5.9	5,428	1,172	4.6	10	74	0.1
153	Dinajpur RWH	Birampur	6,600	5,179	1.3	12,075	6,297	1.9	86	14	6.1	1,228	299	4.1	0	65	0.0
154	Dinajpur RWH	Birganj	6,200	9,103	0.7	26,075	22,088	1.2	23	45	0.5	1,732	1,695	1.0	0	168	0.0
155	Dinajpur RWH	Bochaganj	22,064	6,580	3.4	11,412	11,012	1.0	58	35	1.7	2,790	714	3.9	200	70	2.9
156	Dinajpur RWH	Boda	20,900	8,713	2.4	9,885	20,953	0.5	83	18	4.6	5,799	2,512	2.3	0	133	0.0
157	Dinajpur RWH	Chirirbandar	21,600	6,498	3.3	18,285	15,261	1.2	53	20	2.7	3,284	1,140	2.9	110	130	0.8
158	Dinajpur RWH	Debiganj	14,400	11,400	1.3	9,930	26,735	0.4	41	34	1.2	3,453	3,899	0.9	0	84	0.0
159	Dinajpur RWH	Dinajpur Sadar	74,000	27,467	2.7	44,010	20,404	2.2	205	62	3.3	7,140	3,177	2.2	100	166	0.6
160	Dinajpur RWH	Fulbari	10,200	5,186	2.0	7,845	6,282	1.2	38	24	1.6	619	218	2.8	50	58	0.9
161	Dinajpur RWH	Haripur	13,328	6,765	2.0	8,940	9,512	0.9	28	4	7.0	3,585	1,386	2.6	0	30	0.0
162	Dinajpur RWH	Kaharole	15,500	3,944	3.9	6,540	9,099	0.7	71	25	2.8	1,969	636	3.1	0	100	0.0
163	Dinajpur RWH	Khansama	6,560	4,526	1.4	20,448	13,883	1.5	18	29	0.6	542	1,149	0.5	0	164	0.0
164	Dinajpur RWH	Nawabganj	11,600	9,368	1.2	20,085	13,053	1.5	108	13	8.3	2,749	1,320	2.1	0	59	0.0
165	Dinajpur RWH	Panchagarh Sadar	27,756	10,686	2.6	11,922	18,088	0.7	64	19	3.4	3,403	2,257	1.5	0	62	0.0
166	Dinajpur RWH	Parbatipur	41,080	19,388	2.1	15,278	20,377	0.7	192	67	2.9	6,811	2,740	2.5	50	135	0.4
167	Dinajpur RWH	Pirganj	19,200	7,639	2.5	15,600	13,019	1.2	61	18	3.4	3,965	2,082	1.9	140	77	1.8
168	Dinajpur RWH	Ranisankail	21,220	4,922	4.3	14,535	13,343	1.1	32	9	3.6	3,099	1,060	2.9	100	51	2.0
169	Dinajpur RWH	Tentulia	17,940	7,207	2.5	6,150	10,265	0.6	40	15	2.7	2,252	666	3.4	100	25	4.0
170	Dinajpur RWH	Thakurgaon Sadar	48,100	21,056	2.3	39,420	30,864	1.3	60	39	1.5	11,300	5,703	2.0	100	166	0.6
171	Faridpur RWH	Agailjhara	20,610	7,769	2.7	4,927	7,977	0.6	60	13	4.6	2,191	626	3.5	50	21	2.4
172	Faridpur RWH	Alfadanga	50,800	22,010	2.3	7,155	5,934	1.2	26	13	2.0	2,141	730	2.9	0	19	0.0
173	Faridpur RWH	Babuganj	15,300	5,395	2.8	6,900	6,596	1.0	72	34	2.1	1,751	661	2.6	0	29	0.0
174	Faridpur RWH	Baliakandi	59,000	22,038	2.7	0	13,604	0.0	37	29	1.3	3,584	1,191	3.0	150	67	2.2
175	Faridpur RWH	Banari Para	14,500	6,472	2.2	6,005	8,197	0.7	42	11	3.8	1,541	601	2.6	50	54	0.9

SL	Warehouse Name	Upazila Name	Condom			Shukhi			IUD			Injectables			Implant		
			CBL	AMD	MOS	CBL	AMD	MOS	CBL	AMD	MOS	CBL	AMD	MOS	CBL	AMD	MOS
176	Faridpur RWH	Barishal Sadar (kotwali)	57,800	29,414	2.0	12,135	18,268	0.7	202	68	3.0	7,204	3,221	2.2	50	92	0.5
177	Faridpur RWH	Bhanga	33,100	19,698	1.7	0	12,771	0.0	115	59	1.9	1,532	764	2.0	72	79	0.9
178	Faridpur RWH	Bhedarganj	33,900	12,976	2.6	5,865	8,572	0.7	106	37	2.9	5,231	1,667	3.1	100	57	1.8
179	Faridpur RWH	Boalmari	68,500	31,018	2.2	11,725	14,512	0.8	52	25	2.1	3,461	1,505	2.3	50	49	1.0
180	Faridpur RWH	Char Bhadrasan	17,000	6,884	2.5	969	1,851	0.5	44	14	3.1	930	215	4.3	50	37	1.4
181	Faridpur RWH	Damudya	16,040	5,253	3.1	5,295	3,718	1.4	68	20	3.4	2,368	375	6.3	50	15	3.3
182	Faridpur RWH	Faridpur Sadar	82,800	39,788	2.1	9,900	16,433	0.6	209	71	2.9	6,684	2,975	2.2	216	126	1.7
183	Faridpur RWH	Gaurnadi	22,400	9,337	2.4	8,220	10,141	0.8	87	14	6.2	3,889	1,135	3.4	200	36	5.6
184	Faridpur RWH	Goalanda	64,728	28,467	2.3	7,830	6,391	1.2	96	8	12.0	3,561	1,504	2.4	100	46	2.2
185	Faridpur RWH	Gopalganj Sadar	52,031	29,920	1.7	13,822	14,900	0.9	51	43	1.2	3,538	1,329	2.7	155	72	2.2
186	Faridpur RWH	Gosairhat	23,600	10,662	2.2	10,250	7,785	1.3	142	43	3.3	3,940	1,015	3.9	100	24	4.2
187	Faridpur RWH	Jhalokati Sadar	21,800	8,253	2.6	4,545	7,727	0.6	50	22	2.3	3,030	903	3.4	50	47	1.1
188	Faridpur RWH	Kalkini	20,000	11,193	1.8	7,815	10,716	0.7	101	32	3.2	2,575	1,182	2.2	105	93	1.1
189	Faridpur RWH	Kashiani	57,100	16,655	3.4	20,945	14,018	1.5	23	14	1.6	4,213	1,154	3.7	80	34	2.4
190	Faridpur RWH	Kotalipara	25,500	10,226	2.5	12,525	15,514	0.8	77	7	11.0	2,220	769	2.9	20	58	0.3
191	Faridpur RWH	Madaripur Sadar	30,300	18,723	1.6	10,890	20,924	0.5	215	82	2.6	9,443	4,721	2.0	0	104	0.0
192	Faridpur RWH	Madhukhali	36,600	15,985	2.3	8,565	14,818	0.6	169	41	4.1	3,013	1,367	2.2	250	73	3.4
193	Faridpur RWH	Muksudpur	52,695	25,145	2.1	7,995	22,403	0.4	100	28	3.6	3,679	1,831	2.0	72	50	1.4
194	Faridpur RWH	Nagarkanda	35,200	16,898	2.1	10,095	10,270	1.0	100	36	2.8	1,118	578	1.9	0	31	0.0
195	Faridpur RWH	Naria	19,300	8,795	2.2	5,130	9,282	0.6	57	22	2.6	3,747	880	4.3	201	40	5.0
196	Faridpur RWH	Nesarabad (swarupkati)	28,600	14,533	2.0	9,495	12,277	0.8	56	31	1.8	2,890	1,119	2.6	150	67	2.2
197	Faridpur RWH	Pangsha	97,500	37,718	2.6	20,025	20,937	1.0	109	36	3.0	5,127	1,863	2.8	300	113	2.7
198	Faridpur RWH	Rajbari Sadar	94,800	41,579	2.3	11,370	13,914	0.8	213	113	1.9	5,436	2,531	2.1	200	144	1.4
199	Faridpur RWH	Rajoir	30,700	13,814	2.2	8,165	12,329	0.7	51	14	3.6	3,129	1,480	2.1	194	51	3.8
200	Faridpur RWH	Sadarpur	29,800	12,109	2.5	12,330	6,777	1.8	172	20	8.6	2,297	597	3.8	196	26	7.5

SL	Warehouse Name	Upazila Name	Condom			Shukhi			IUD			Injectables			Implant		
			CBL	AMD	MOS	CBL	AMD	MOS	CBL	AMD	MOS	CBL	AMD	MOS	CBL	AMD	MOS
201	Faridpur RWH	Saltha	29,800	11,532	2.6	10,815	8,348	1.3	64	36	1.8	2,260	605	3.7	194	30	6.5
202	Faridpur RWH	Shariatpur Sadar	28,300	11,250	2.5	3,450	7,991	0.4	131	52	2.5	2,493	875	2.8	150	35	4.3
203	Faridpur RWH	Shib Char	46,100	22,542	2.0	11,520	18,988	0.6	100	43	2.3	5,600	2,683	2.1	50	77	0.6
204	Faridpur RWH	Tungipara	21,500	8,633	2.5	7,395	5,837	1.3	32	12	2.7	2,667	500	5.3	60	35	1.7
205	Faridpur RWH	Wazirpur	26,000	11,727	2.2	8,235	12,872	0.6	43	20	2.2	3,158	894	3.5	0	86	0.0
206	Faridpur RWH	Zanjira	30,600	11,002	2.8	10,585	6,307	1.7	76	35	2.2	2,792	718	3.9	320	65	4.9
207	Jamalpur RWH	Bakshiganj	33,800	16,012	2.1	11,215	10,300	1.1	56	23	2.4	1,655	952	1.7	101	66	1.5
208	Jamalpur RWH	Char Rajibpur	36,960	16,488	2.2	9,800	6,115	1.6	33	2	16.5	2,839	1,395	2.0	27	16	1.7
209	Jamalpur RWH	Dewanganj	30,480	20,101	1.5	16,460	15,134	1.1	65	32	2.0	8,665	3,132	2.8	250	110	2.3
210	Jamalpur RWH	Islampur	33,900	22,146	1.5	25,309	22,256	1.1	68	62	1.1	4,232	1,922	2.2	200	82	2.4
211	Jamalpur RWH	Jamalpur Sadar	50,900	36,556	1.4	40,855	36,944	1.1	128	81	1.6	10,097	4,650	2.2	200	172	1.2
212	Jamalpur RWH	Jhenaigati	20,800	11,508	1.8	18,379	16,547	1.1	47	16	2.9	2,675	1,472	1.8	20	48	0.4
213	Jamalpur RWH	Madarganj	32,200	15,665	2.1	28,800	14,258	2.0	100	55	1.8	1,970	1,044	1.9	0	103	0.0
214	Jamalpur RWH	Melandaha	59,100	22,747	2.6	144,000	20,715	7.0	70	33	2.1	4,950	2,509	2.0	100	69	1.4
215	Jamalpur RWH	Nakla	22,500	11,072	2.0	51,885	11,748	4.4	44	23	1.9	2,745	1,325	2.1	200	78	2.6
216	Jamalpur RWH	Nalitabari	27,200	16,008	1.7	20,910	16,998	1.2	28	11	2.5	2,582	1,303	2.0	100	69	1.4
217	Jamalpur RWH	Raumari	34,900	20,047	1.7	13,785	11,568	1.2	54	18	3.0	4,668	2,195	2.1	0	27	0.0
218	Jamalpur RWH	Sarishabari	40,300	24,871	1.6	22,695	14,607	1.6	100	47	2.1	4,147	1,951	2.1	0	61	0.0
219	Jamalpur RWH	Sherpur Sadar	48,250	28,612	1.7	33,030	32,211	1.0	46	32	1.4	12,620	6,614	1.9	100	112	0.9
220	Jamalpur RWH	Sreebardi	23,376	13,370	1.7	17,380	14,716	1.2	42	6	7.0	2,025	987	2.1	200	71	2.8
221	Jashore RWH	Abhaynagar	40,800	21,386	1.9	12,270	10,338	1.2	103	35	2.9	4,872	2,250	2.2	0	58	0.0
222	Jashore RWH	Bagher Para	36,300	15,699	2.3	7,200	12,164	0.6	75	26	2.9	2,803	1,441	1.9	100	71	1.4
223	Jashore RWH	Chaugachha	44,800	18,398	2.4	9,300	10,426	0.9	89	18	4.9	2,500	1,039	2.4	180	57	3.2
224	Jashore RWH	Harinakunda	21,000	8,720	2.4	8,625	12,870	0.7	96	16	6.0	2,340	1,064	2.2	172	57	3.0
225	Jashore RWH	Jashore Sadar	90,400	67,168	1.3	15,810	53,391	0.3	152	52	2.9	16,196	7,894	2.1	292	97	3.0

SL	Warehouse Name	Upazila Name	Condom			Shukhi			IUD			Injectables			Implant		
			CBL	AMD	MOS	CBL	AMD	MOS	CBL	AMD	MOS	CBL	AMD	MOS	CBL	AMD	MOS
226	Jashore RWH	Jhenaidah Sadar	55,900	24,641	2.3	9,825	17,788	0.6	121	46	2.6	5,775	2,569	2.2	20	67	0.3
227	Jashore RWH	Jhikargachha	39,000	19,041	2.0	6,705	10,513	0.6	160	25	6.4	4,400	1,901	2.3	52	46	1.1
228	Jashore RWH	Kalia	32,200	17,001	1.9	1,350	9,016	0.1	69	15	4.6	1,500	634	2.4	322	44	7.3
229	Jashore RWH	Kaliganj	32,500	22,073	1.5	7,260	14,817	0.5	83	13	6.4	2,450	1,107	2.2	172	41	4.2
230	Jashore RWH	Keshabpur	31,000	16,495	1.9	18,510	10,010	1.8	121	18	6.7	5,658	2,187	2.6	4	78	0.1
231	Jashore RWH	Kotchandpur	12,700	7,708	1.6	6,810	5,143	1.3	50	7	7.1	1,750	765	2.3	150	23	6.5
232	Jashore RWH	Lohagara	31,300	22,025	1.4	9,795	12,488	0.8	60	20	3.0	2,445	1,637	1.5	422	47	9.0
233	Jashore RWH	Magura Sadar	44,600	27,591	1.6	9,316	23,712	0.4	124	53	2.3	6,453	3,227	2.0	0	110	0.0
234	Jashore RWH	Maheshpur	44,896	20,923	2.1	9,865	11,386	0.9	75	29	2.6	5,800	2,970	2.0	172	53	3.2
235	Jashore RWH	Manirampur	54,000	29,462	1.8	36,685	19,607	1.9	268	20	13.4	13,005	6,265	2.1	222	79	2.8
236	Jashore RWH	Mohammadpur	18,400	6,296	2.9	7,200	7,853	0.9	107	15	7.1	1,400	787	1.8	0	48	0.0
237	Jashore RWH	Narail Sadar	50,600	28,148	1.8	64	18,131	0.0	83	28	3.0	4,553	2,046	2.2	274	63	4.3
238	Jashore RWH	Shailkupa	51,000	24,461	2.1	1,410	20,466	0.1	120	19	6.3	3,078	1,501	2.1	72	122	0.6
239	Jashore RWH	Shalikhha	13,500	5,087	2.7	7,755	7,321	1.1	135	15	9.0	1,320	566	2.3	322	41	7.9
240	Jashore RWH	Sharsha	52,800	32,836	1.6	6,990	14,101	0.5	128	27	4.7	6,556	3,021	2.2	74	71	1.0
241	Jashore RWH	Sreepur	25,300	9,993	2.5	6,585	9,625	0.7	65	20	3.3	2,079	978	2.1	222	42	5.3
242	Khulna RWH	Assasuni	44,300	17,888	2.5	1,275	21,100	0.1	47	7	6.7	3,020	1,321	2.3	0	49	0.0
243	Khulna RWH	Bagerhat Sadar	45,500	21,284	2.1	7,515	16,059	0.5	70	17	4.1	4,310	1,618	2.7	122	43	2.8
244	Khulna RWH	Batiaghata	21,000	12,993	1.6	1,380	10,898	0.1	38	9	4.2	1,845	736	2.5	0	28	0.0
245	Khulna RWH	Bhandaria	29,700	11,049	2.7	7,215	6,898	1.0	112	23	4.9	2,443	1,026	2.4	122	31	3.9
246	Khulna RWH	Chitalmari	36,600	19,247	1.9	4,035	10,606	0.4	42	6	7.0	2,689	1,172	2.3	122	30	4.1
247	Khulna RWH	Dacope	25,000	7,822	3.2	1,305	8,791	0.1	16	4	4.0	964	553	1.7	244	103	2.4
248	Khulna RWH	Daulatpur	145,500	55,657	2.6	16,620	17,668	0.9	120	30	4.0	11,100	3,792	2.9	0	35	0.0
249	Khulna RWH	Debhata	30,500	11,320	2.7	5,670	7,757	0.7	54	7	7.7	1,036	499	2.1	22	26	0.8
250	Khulna RWH	Dumuria	60,600	27,603	2.2	2,815	20,352	0.1	200	38	5.3	4,998	2,151	2.3	216	109	2.0

SL	Warehouse Name	Upazila Name	Condom			Shukhi			IUD			Injectables			Implant		
			CBL	AMD	MOS	CBL	AMD	MOS	CBL	AMD	MOS	CBL	AMD	MOS	CBL	AMD	MOS
251	Khulna RWH	Fakirhat	31,000	10,884	2.8	6,345	7,097	0.9	52	8	6.5	1,439	664	2.2	0	32	0.0
252	Khulna RWH	Indurkani	10,900	4,263	2.6	3,240	4,477	0.7	77	16	4.8	1,700	589	2.9	122	24	5.1
253	Khulna RWH	Kachua	20,500	8,271	2.5	12,015	5,910	2.0	59	12	4.9	1,798	541	3.3	50	25	2.0
254	Khulna RWH	Kalaroa	57,400	25,371	2.3	7,650	9,457	0.8	73	13	5.6	3,224	1,290	2.5	164	23	7.1
255	Khulna RWH	Kaliganj	54,900	23,075	2.4	8,085	19,428	0.4	66	18	3.7	3,193	1,363	2.3	0	42	0.0
256	Khulna RWH	Kanthalia	18,097	4,692	3.9	5,415	4,381	1.2	50	9	5.6	1,982	766	2.6	150	33	4.5
257	Khulna RWH	Kawkhali	8,500	3,518	2.4	3,215	3,442	0.9	50	13	3.8	748	352	2.1	0	22	0.0
258	Khulna RWH	Khulna Sadar	161,600	90,241	1.8	13,256	34,645	0.4	313	182	1.7	9,396	5,348	1.8	20	42	0.5
259	Khulna RWH	Koyra	40,700	12,269	3.3	1,785	17,750	0.1	48	13	3.7	1,810	640	2.8	144	70	2.1
260	Khulna RWH	Mathbaria	47,200	13,983	3.4	1,395	16,898	0.1	118	28	4.2	4,102	1,648	2.5	122	22	5.5
261	Khulna RWH	Mollahat	29,000	12,033	2.4	4,320	10,791	0.4	51	7	7.3	1,271	481	2.6	144	42	3.4
262	Khulna RWH	Mongla	33,500	18,610	1.8	7,440	11,073	0.7	65	22	3.0	3,347	1,080	3.1	172	22	7.8
263	Khulna RWH	Morrelganj	97,720	23,817	4.1	11,745	26,630	0.4	190	44	4.3	4,735	1,975	2.4	50	36	1.4
264	Khulna RWH	Nazirpur	39,400	13,785	2.9	2,220	11,966	0.2	60	22	2.7	3,170	1,331	2.4	222	29	7.7
265	Khulna RWH	Paikgachha	45,300	13,650	3.3	11,520	17,640	0.7	80	19	4.2	3,150	997	3.2	0	66	0.0
266	Khulna RWH	Phultala	41,100	16,823	2.4	7,845	6,563	1.2	65	17	3.8	1,980	783	2.5	144	37	3.9
267	Khulna RWH	Pirojpur Sadar	30,120	9,521	3.2	5,640	8,600	0.7	150	38	3.9	2,768	903	3.1	122	63	1.9
268	Khulna RWH	Rajapur	23,700	6,805	3.5	8,205	4,864	1.7	20	4	5.0	1,663	597	2.8	100	9	11.1
269	Khulna RWH	Rampal	30,000	13,892	2.2	12,070	9,609	1.3	37	20	1.9	1,160	467	2.5	466	40	11.7
270	Khulna RWH	Rupsa	33,500	13,513	2.5	3,705	9,568	0.4	110	26	4.2	1,493	466	3.2	72	32	2.3
271	Khulna RWH	Sarankhola	37,500	12,913	2.9	16,640	10,992	1.5	85	6	14.2	3,282	1,447	2.3	0	23	0.0
272	Khulna RWH	Satkhira Sadar	102,900	48,413	2.1	5,710	19,819	0.3	80	30	2.7	9,312	4,036	2.3	0	56	0.0
273	Khulna RWH	Shyamnagar	79,900	19,436	4.1	13,470	22,712	0.6	100	15	6.7	2,900	929	3.1	72	35	2.1
274	Khulna RWH	Tala	39,900	17,231	2.3	8,985	16,516	0.5	150	57	2.6	3,496	2,073	1.7	0	39	0.0
275	Khulna RWH	Terokhada	44,200	14,145	3.1	8,160	8,059	1.0	19	8	2.4	424	315	1.3	0	27	0.0

SL	Warehouse Name	Upazila Name	Condom			Shukhi			IUD			Injectables			Implant		
			CBL	AMD	MOS	CBL	AMD	MOS	CBL	AMD	MOS	CBL	AMD	MOS	CBL	AMD	MOS
276	Kushtia RWH	Alamdanga	36,500	17,540	2.1	22,380	16,814	1.3	38	13	2.9	6,200	2,708	2.3	0	85	0.0
277	Kushtia RWH	Bheramara	36,800	20,427	1.8	14,760	8,946	1.6	42	9	4.7	3,772	1,825	2.1	10	22	0.5
278	Kushtia RWH	Chuadanga Sadar	43,200	24,227	1.8	18,270	12,946	1.4	73	46	1.6	7,089	3,334	2.1	300	58	5.2
279	Kushtia RWH	Damurhuda	33,300	18,026	1.8	19,065	11,379	1.7	64	19	3.4	7,312	3,592	2.0	0	47	0.0
280	Kushtia RWH	Daulatpur	44,100	33,506	1.3	31,320	20,885	1.5	9	3	3.0	7,597	3,684	2.1	0	25	0.0
281	Kushtia RWH	Gangni	45,700	23,862	1.9	24,645	12,661	1.9	31	25	1.2	8,458	4,429	1.9	52	27	1.9
282	Kushtia RWH	Jiban Nagar	25,600	10,285	2.5	19,230	10,382	1.9	87	31	2.8	4,350	1,897	2.3	0	59	0.0
283	Kushtia RWH	Khoksa	26,200	14,112	1.9	13,570	8,054	1.7	4	6	0.7	538	182	3.0	50	15	3.3
284	Kushtia RWH	Kumarkhali	34,600	20,625	1.7	22,380	12,887	1.7	52	13	4.0	4,825	2,211	2.2	0	47	0.0
285	Kushtia RWH	Kushtia Sadar	44,665	29,575	1.5	36,906	24,369	1.5	75	36	2.1	9,822	4,377	2.2	265	82	3.2
286	Kushtia RWH	Meherpur Sadar	35,900	24,024	1.5	19,305	9,711	2.0	43	9	4.8	5,947	2,867	2.1	75	29	2.6
287	Kushtia RWH	Mirpur	43,500	22,839	1.9	27,945	15,547	1.8	30	8	3.8	5,216	2,361	2.2	0	31	0.0
288	Kushtia RWH	Mujib Nagar	18,300	7,092	2.6	6,615	2,544	2.6	29	2	14.5	2,342	1,008	2.3	0	18	0.0
289	Mymensingh RWH	Atpara	17,600	8,643	2.0	11,020	10,252	1.1	25	4	6.3	1,656	804	2.1	1	51	0.0
290	Mymensingh RWH	Austagram	26,220	14,115	1.9	9,615	11,088	0.9	52	29	1.8	2,541	1,382	1.8	50	21	2.4
291	Mymensingh RWH	Bajitpur	32,880	15,760	2.1	9,435	13,453	0.7	100	23	4.3	1,674	770	2.2	200	40	5.0
292	Mymensingh RWH	Barhatta	23,300	11,800	2.0	7,200	13,821	0.5	54	6	9.0	2,796	1,430	2.0	5	40	0.1
293	Mymensingh RWH	Bhairab	36,900	22,609	1.6	7,200	19,861	0.4	30	23	1.3	3,276	1,751	1.9	200	86	2.3
294	Mymensingh RWH	Bhaluka	37,400	22,764	1.6	6,360	29,057	0.2	120	38	3.2	3,623	1,775	2.0	0	82	0.0
295	Mymensingh RWH	Dharampasha	32,600	19,655	1.7	8,910	17,441	0.5	83	27	3.1	3,680	1,883	2.0	150	107	1.4
296	Mymensingh RWH	Dhobaura	24,600	13,488	1.8	9,555	13,658	0.7	42	9	4.7	3,000	1,354	2.2	50	17	2.9
297	Mymensingh RWH	Durgapur	30,000	21,622	1.4	4,410	17,398	0.3	50	25	2.0	4,618	2,415	1.9	0	44	0.0
298	Mymensingh RWH	Fulbaria	42,400	21,809	1.9	450	36,380	0.0	103	34	3.0	3,161	1,454	2.2	0	47	0.0
299	Mymensingh RWH	Gaffargaon	38,500	33,579	1.1	32,850	28,775	1.1	83	23	3.6	4,608	2,256	2.0	200	62	3.2
300	Mymensingh RWH	Gauripur	28,700	15,061	1.9	12,855	19,932	0.6	86	29	3.0	3,309	1,725	1.9	0	60	0.0

SL	Warehouse Name	Upazila Name	Condom			Shukhi			IUD			Injectables			Implant		
			CBL	AMD	MOS	CBL	AMD	MOS	CBL	AMD	MOS	CBL	AMD	MOS	CBL	AMD	MOS
301	Mymensingh RWH	Haluaghat	34,200	17,085	2.0	21,545	23,143	0.9	85	23	3.7	4,448	1,923	2.3	0	55	0.0
302	Mymensingh RWH	Hossainpur	31,200	12,859	2.4	9,540	13,780	0.7	86	23	3.7	2,425	1,189	2.0	50	44	1.1
303	Mymensingh RWH	Ishwarganj	30,906	18,187	1.7	8,730	34,513	0.3	28	13	2.2	3,839	1,816	2.1	100	63	1.6
304	Mymensingh RWH	Itna	31,800	13,548	2.3	16,110	14,505	1.1	28	17	1.6	1,626	639	2.5	0	47	0.0
305	Mymensingh RWH	Kalmakanda	28,500	17,747	1.6	8,460	18,617	0.5	0	13	0.0	2,167	1,176	1.8	0	25	0.0
306	Mymensingh RWH	Karimganj	38,500	15,802	2.4	10,935	17,811	0.6	62	22	2.8	2,639	1,208	2.2	100	60	1.7
307	Mymensingh RWH	Katiadi	32,000	22,326	1.4	12,113	18,227	0.7	71	34	2.1	3,659	1,753	2.1	105	69	1.5
308	Mymensingh RWH	Kendua	24,400	14,571	1.7	165	24,011	0.0	72	30	2.4	2,724	1,265	2.2	8	80	0.1
309	Mymensingh RWH	Khaliajuri	11,380	5,489	2.1	12,360	5,332	2.3	104	6	17.3	907	492	1.8	0	28	0.0
310	Mymensingh RWH	Kishoreganj Sadar	45,400	25,353	1.8	8,460	22,326	0.4	200	95	2.1	4,767	2,399	2.0	100	111	0.9
311	Mymensingh RWH	Kuliar Char	27,200	14,128	1.9	12,625	13,901	0.9	48	20	2.4	2,339	1,132	2.1	0	51	0.0
312	Mymensingh RWH	Madan	20,115	12,703	1.6	8,250	12,706	0.6	19	13	1.5	1,818	721	2.5	60	43	1.4
313	Mymensingh RWH	Mithamain	22,500	9,961	2.3	11,310	7,595	1.5	42	8	5.3	704	232	3.0	5	27	0.2
314	Mymensingh RWH	Mohanganj	20,400	7,717	2.6	8,180	14,245	0.6	65	15	4.3	1,873	830	2.3	0	53	0.0
315	Mymensingh RWH	Muktagachha	46,200	22,237	2.1	21,990	28,712	0.8	52	18	2.9	4,144	1,910	2.2	100	80	1.3
316	Mymensingh RWH	Mymensingh Sadar	41,200	54,429	0.8	40,185	46,698	0.9	213	102	2.1	7,392	3,451	2.1	44	130	0.3
317	Mymensingh RWH	Nandail	12,200	14,280	0.9	1,520	40,626	0.0	46	25	1.8	4,350	2,272	1.9	150	52	2.9
318	Mymensingh RWH	Netrakona Sadar	39,300	19,932	2.0	14,880	24,257	0.6	45	5	9.0	5,004	2,441	2.0	250	85	2.9
319	Mymensingh RWH	Nikli	29,300	13,622	2.2	3,915	8,393	0.5	90	38	2.4	1,710	796	2.1	50	38	1.3
320	Mymensingh RWH	Pakundia	33,516	16,669	2.0	7,320	17,089	0.4	60	21	2.9	2,448	1,287	1.9	100	55	1.8
321	Mymensingh RWH	Phulpur	52,500	23,370	2.2	8,160	39,707	0.2	166	66	2.5	4,685	2,343	2.0	400	182	2.2
322	Mymensingh RWH	Purbadhala	32,576	14,744	2.2	6,375	20,521	0.3	38	9	4.2	4,240	2,045	2.1	50	66	0.8
323	Mymensingh RWH	Tarail	31,050	16,539	1.9	9,850	12,679	0.8	50	24	2.1	1,932	884	2.2	50	43	1.2
324	Mymensingh RWH	Trishal	43,500	23,344	1.9	13,855	38,652	0.4	100	32	3.1	3,675	1,828	2.0	100	86	1.2
325	Noakhali RWH	Begumganj	7,400	22,424	0.3	11,295	13,048	0.9	173	98	1.8	906	2,124	0.4	10	152	0.1

SL	Warehouse Name	Upazila Name	Condom			Shukhi			IUD			Injectables			Implant		
			CBL	AMD	MOS	CBL	AMD	MOS	CBL	AMD	MOS	CBL	AMD	MOS	CBL	AMD	MOS
326	Noakhali RWH	Chatkhil	14,550	4,868	3.0	5,374	4,472	1.2	59	24	2.5	1,624	768	2.1	0	37	0.0
327	Noakhali RWH	Chhagalnaiya	24,700	10,511	2.3	7,830	7,497	1.0	23	12	1.9	2,077	1,094	1.9	50	43	1.2
328	Noakhali RWH	Companiganj	22,312	10,775	2.1	7,140	7,357	1.0	63	22	2.9	2,339	1,332	1.8	0	60	0.0
329	Noakhali RWH	Daganbhuiyan	29,600	13,998	2.1	8,685	6,284	1.4	39	17	2.3	2,052	1,055	1.9	160	37	4.3
330	Noakhali RWH	Feni Sadar	59,500	36,681	1.6	19,149	18,684	1.0	231	116	2.0	7,480	3,923	1.9	300	126	2.4
331	Noakhali RWH	Fulgazi	20,500	8,546	2.4	4,005	5,207	0.8	48	16	3.0	1,440	721	2.0	150	28	5.4
332	Noakhali RWH	Hatiya	55,700	15,888	3.5	25,500	14,973	1.7	238	37	6.4	6,747	2,750	2.5	50	84	0.6
333	Noakhali RWH	Kabirhat	15,480	7,940	1.9	9,015	7,916	1.1	55	27	2.0	2,444	1,515	1.6	60	56	1.1
334	Noakhali RWH	Kamalnagar	18,100	7,586	2.4	19,434	6,043	3.2	34	20	1.7	4,641	3,047	1.5	205	154	1.3
335	Noakhali RWH	Lakshmipur Sadar	26,900	14,267	1.9	10,020	15,609	0.6	30	42	0.7	8,825	5,514	1.6	50	123	0.4
336	Noakhali RWH	Noakhali Sadar	10,500	28,130	0.4	11,610	13,132	0.9	119	76	1.6	2,740	3,789	0.7	0	93	0.0
337	Noakhali RWH	Parshuram	18,100	9,476	1.9	989	5,276	0.2	32	13	2.5	1,597	827	1.9	50	32	1.6
338	Noakhali RWH	Ramganj	14,300	7,040	2.0	7,490	5,278	1.4	54	22	2.5	3,525	1,622	2.2	50	56	0.9
339	Noakhali RWH	Ramgati	11,257	7,059	1.6	52,033	7,422	7.0	40	17	2.4	4,377	3,410	1.3	105	46	2.3
340	Noakhali RWH	Roypur	10,100	3,814	2.6	2,475	8,051	0.3	70	40	1.8	3,175	1,443	2.2	0	58	0.0
341	Noakhali RWH	Senbagh	27,500	11,506	2.4	13,190	8,377	1.6	58	19	3.1	2,686	1,204	2.2	0	65	0.0
342	Noakhali RWH	Sonagazi	18,000	10,367	1.7	85,230	11,363	7.5	15	27	0.6	4,600	2,449	1.9	50	38	1.3
343	Noakhali RWH	Sonaimuri	20,100	9,240	2.2	15,345	5,983	2.6	74	32	2.3	3,097	1,471	2.1	102	65	1.6
344	Noakhali RWH	Subarnachar	26,300	14,659	1.8	9,870	12,062	0.8	56	21	2.7	2,835	1,616	1.8	0	72	0.0
345	Pabna RWH	Atgharia	19,100	7,652	2.5	19,245	9,143	2.1	68	17	4.0	1,306	532	2.5	100	22	4.5
346	Pabna RWH	Belkuchi	79,132	42,506	1.9	38,670	23,094	1.7	155	23	6.7	3,375	1,936	1.7	100	33	3.0
347	Pabna RWH	Bera	24,000	10,338	2.3	11,460	13,498	0.8	120	64	1.9	3,357	1,471	2.3	5	46	0.1
348	Pabna RWH	Bhangura	15,400	8,519	1.8	14,390	6,476	2.2	27	13	2.1	594	209	2.8	10	31	0.3
349	Pabna RWH	Chatmohar	12,100	24,541	0.5	9,195	23,406	0.4	75	49	1.5	1,773	1,014	1.7	100	56	1.8
350	Pabna RWH	Faridpur	14,200	7,405	1.9	32,190	5,323	6.0	55	16	3.4	2,149	942	2.3	0	37	0.0

SL	Warehouse Name	Upazila Name	Condom			Shukhi			IUD			Injectables			Implant		
			CBL	AMD	MOS	CBL	AMD	MOS	CBL	AMD	MOS	CBL	AMD	MOS	CBL	AMD	MOS
351	Pabna RWH	Ishwardi	50,964	30,485	1.7	66,960	16,977	3.9	83	28	3.0	3,009	1,691	1.8	100	110	0.9
352	Pabna RWH	Kamarkhanda	22,500	10,158	2.2	11,370	8,133	1.4	87	27	3.2	1,929	1,044	1.8	10	34	0.3
353	Pabna RWH	Kazipur	61,600	31,493	2.0	23,545	16,184	1.5	179	61	2.9	4,500	2,259	2.0	107	89	1.2
354	Pabna RWH	Pabna Sadar	10,000	67,953	0.1	29,655	54,468	0.5	120	157	0.8	800	8,457	0.1	100	100	1.0
355	Pabna RWH	Royganj	22,300	16,613	1.3	26,640	22,380	1.2	125	43	2.9	5,699	2,177	2.6	50	22	2.3
356	Pabna RWH	Santhia	33,660	16,946	2.0	26,010	24,003	1.1	52	18	2.9	7,500	3,799	2.0	0	42	0.0
357	Pabna RWH	Shahjadpur	104,400	59,010	1.8	36,705	32,816	1.1	285	141	2.0	14,830	7,617	1.9	0	132	0.0
358	Pabna RWH	Sirajganj Sadar	61,600	37,457	1.6	23,130	25,877	0.9	211	62	3.4	7,250	3,997	1.8	0	60	0.0
359	Pabna RWH	Sujanagar	23,800	21,202	1.1	40,320	15,654	2.6	133	44	3.0	3,587	2,899	1.2	100	42	2.4
360	Pabna RWH	Tarash	48,600	15,626	3.1	36,630	18,911	1.9	66	44	1.5	2,585	967	2.7	0	51	0.0
361	Pabna RWH	Ullah Para	104,000	57,185	1.8	134,100	47,577	2.8	310	135	2.3	8,000	4,447	1.8	10	56	0.2
362	Patuakhali RWH	Amtali	18,500	11,334	1.6	27,375	17,998	1.5	88	22	4.0	3,580	1,752	2.0	0	117	0.0
363	Patuakhali RWH	Bakerganj	36,316	17,711	2.1	26,895	15,174	1.8	97	33	2.9	4,223	2,030	2.1	300	54	5.6
364	Patuakhali RWH	Bamna	6,500	3,086	2.1	7,905	4,392	1.8	35	17	2.1	599	208	2.9	100	74	1.4
365	Patuakhali RWH	Barguna Sadar	19,500	10,305	1.9	19,275	14,686	1.3	115	40	2.9	6,700	3,679	1.8	0	112	0.0
366	Patuakhali RWH	Bauphal	22,100	10,691	2.1	25,200	16,846	1.5	115	44	2.6	5,920	2,129	2.8	200	61	3.3
367	Patuakhali RWH	Betagi	8,700	5,193	1.7	10,575	5,493	1.9	55	18	3.1	1,258	675	1.9	100	35	2.9
368	Patuakhali RWH	Dashmina	7,700	3,453	2.2	10,980	5,349	2.1	34	20	1.7	1,653	879	1.9	100	39	2.6
369	Patuakhali RWH	Dumki	7,700	3,601	2.1	7,515	3,367	2.2	25	13	1.9	1,047	450	2.3	100	25	4.0
370	Patuakhali RWH	Galachipa	16,668	8,931	1.9	26,220	21,165	1.2	75	22	3.4	7,162	3,874	1.8	150	94	1.6
371	Patuakhali RWH	Kalapara	16,808	9,982	1.7	22,785	14,497	1.6	84	38	2.2	6,508	3,172	2.1	250	43	5.8
372	Patuakhali RWH	Mirzaganj	15,600	7,101	2.2	14,145	6,757	2.1	46	10	4.6	1,340	627	2.1	200	31	6.5
373	Patuakhali RWH	Nalchity	12,400	6,273	2.0	10,905	6,981	1.6	30	18	1.7	3,008	1,431	2.1	302	45	6.7
374	Patuakhali RWH	Patharghata	15,500	7,367	2.1	13,050	8,571	1.5	84	21	4.0	2,691	1,336	2.0	100	103	1.0
375	Patuakhali RWH	Patuakhali Sadar	29,772	15,456	1.9	23,850	15,134	1.6	230	97	2.4	7,000	3,291	2.1	30	140	0.2

SL	Warehouse Name	Upazila Name	Condom			Shukhi			IUD			Injectables			Implant		
			CBL	AMD	MOS	CBL	AMD	MOS	CBL	AMD	MOS	CBL	AMD	MOS	CBL	AMD	MOS
376	Rajshahi RWH	Bagatipara	33,800	15,645	2.2	3,540	7,305	0.5	22	6	3.7	1,007	343	2.9	80	46	1.7
377	Rajshahi RWH	Bagha	43,800	26,173	1.7	9,270	9,606	1.0	36	6	6.0	2,898	1,471	2.0	0	36	0.0
378	Rajshahi RWH	Baghmara	81,800	41,470	2.0	28,050	28,928	1.0	176	62	2.8	4,793	2,191	2.2	0	76	0.0
379	Rajshahi RWH	Baraigram	62,100	30,915	2.0	8,130	20,316	0.4	46	39	1.2	5,072	2,366	2.1	0	93	0.0
380	Rajshahi RWH	Bholahat	22,000	9,037	2.4	5,745	5,243	1.1	17	5	3.4	1,448	638	2.3	0	15	0.0
381	Rajshahi RWH	Boalia	100,800	47,146	2.1	13,680	11,348	1.2	169	64	2.6	5,900	3,090	1.9	300	80	3.8
382	Rajshahi RWH	Chapai Nababganj Sadar	123,000	45,981	2.7	19,770	21,163	0.9	80	41	2.0	7,730	3,795	2.0	150	40	3.8
383	Rajshahi RWH	Charghat	37,200	22,588	1.6	10,575	13,130	0.8	43	18	2.4	1,750	736	2.4	0	54	0.0
384	Rajshahi RWH	Durgapur	49,300	20,278	2.4	12,555	8,949	1.4	20	6	3.3	1,157	552	2.1	0	34	0.0
385	Rajshahi RWH	Godagari	81,900	43,875	1.9	20,850	18,481	1.1	40	15	2.7	6,888	3,107	2.2	0	46	0.0
386	Rajshahi RWH	Gomastapur	40,684	25,385	1.6	5,580	14,800	0.4	59	15	3.9	2,792	1,226	2.3	0	13	0.0
387	Rajshahi RWH	Gurudaspur	62,900	27,986	2.2	960	16,261	0.1	37	12	3.1	2,865	1,249	2.3	0	76	0.0
388	Rajshahi RWH	Lalpur	49,600	24,388	2.0	19,770	17,592	1.1	56	22	2.5	4,068	1,746	2.3	100	61	1.6
389	Rajshahi RWH	Mohanpur	12,634	14,915	0.8	13,950	11,478	1.2	12	5	2.4	2,070	1,874	1.1	0	42	0.0
390	Rajshahi RWH	Nachole	23,700	11,975	2.0	11,265	6,446	1.7	11	3	3.7	2,200	989	2.2	0	14	0.0
391	Rajshahi RWH	Natore Sadar	81,600	40,452	2.0	12,285	17,772	0.7	160	67	2.4	3,528	1,528	2.3	71	177	0.4
392	Rajshahi RWH	Paba	67,300	39,089	1.7	18,864	15,114	1.2	21	6	3.5	5,572	3,807	1.5	0	31	0.0
393	Rajshahi RWH	Puthia	37,680	21,696	1.7	12,115	12,802	0.9	28	8	3.5	2,657	1,122	2.4	0	26	0.0
394	Rajshahi RWH	Shibganj	68,700	43,299	1.6	675	23,633	0.0	65	17	3.8	4,936	2,432	2.0	0	28	0.0
395	Rajshahi RWH	Singra	64,928	33,479	1.9	18,780	24,382	0.8	100	24	4.2	4,226	1,847	2.3	5	117	0.0
396	Rajshahi RWH	Tanore	19,884	17,050	1.2	20,160	14,561	1.4	42	17	2.5	2,370	965	2.5	0	125	0.0
397	Rangamati RWH	Baghaichhari	2,900	8,595	0.3	1,545	5,507	0.3	2	5	0.4	471	354	1.3	0	21	0.0
398	Rangamati RWH	Barkal	17,700	4,021	4.4	16,530	3,161	5.2	33	4	8.3	1,050	386	2.7	20	14	1.4
399	Rangamati RWH	Belai Chhari	9,464	1,755	5.4	6,305	2,291	2.8	17	3	5.7	650	124	5.2	20	17	1.2
400	Rangamati RWH	Jurai Chhari	22,200	2,349	9.5	23,085	2,016	11.5	21	3	7.0	519	157	3.3	20	7	2.9

SL	Warehouse Name	Upazila Name	Condom			Shukhi			IUD			Injectables			Implant		
			CBL	AMD	MOS	CBL	AMD	MOS	CBL	AMD	MOS	CBL	AMD	MOS	CBL	AMD	MOS
401	Rangamati RWH	Kaptai	16,900	4,982	3.4	8,370	2,585	3.2	29	2	14.5	1,081	408	2.6	70	35	2.0
402	Rangamati RWH	Kawkhali (betbunia)	4,800	3,643	1.3	2,636	2,975	0.9	22	5	4.4	489	531	0.9	62	25	2.5
403	Rangamati RWH	Langadu	23,600	4,828	4.9	11,815	3,152	3.7	51	11	4.6	1,007	363	2.8	107	35	3.1
404	Rangamati RWH	Naniarchar	21,100	4,771	4.4	11,335	4,066	2.8	28	3	9.3	562	241	2.3	20	21	1.0
405	Rangamati RWH	Rajsthali	6,100	1,465	4.2	5,715	1,516	3.8	35	2	17.5	219	90	2.4	20	11	1.8
406	Rangamati RWH	Rangamati Sadar	22,200	9,293	2.4	15,615	5,782	2.7	100	34	2.9	1,506	692	2.2	200	43	4.7
407	Rangpur RWH	Aditmari	31,500	16,125	2.0	6,195	15,434	0.4	166	91	1.8	6,192	3,228	1.9	0	83	0.0
408	Rangpur RWH	Badarganj	22,300	11,695	1.9	10,011	21,754	0.5	70	38	1.8	5,860	3,114	1.9	100	73	1.4
409	Rangpur RWH	Bhurungamari	49,100	14,339	3.4	2,740	17,676	0.2	65	20	3.3	4,590	3,039	1.5	100	31	3.2
410	Rangpur RWH	Chilmari	14,500	10,068	1.4	2,995	14,022	0.2	38	16	2.4	1,864	1,070	1.7	50	61	0.8
411	Rangpur RWH	Dimla	43,500	7,011	6.2	3,390	20,365	0.2	113	29	3.9	4,800	2,310	2.1	52	98	0.5
412	Rangpur RWH	Domar	46,100	7,809	5.9	5,565	16,133	0.3	50	25	2.0	5,155	2,408	2.1	0	89	0.0
413	Rangpur RWH	Fulchhari	44,400	21,685	2.0	9,945	12,111	0.8	92	39	2.4	6,160	2,882	2.1	0	22	0.0
414	Rangpur RWH	Gaibandha Sadar	59,700	19,349	3.1	9,630	26,156	0.4	149	63	2.4	9,188	4,799	1.9	0	145	0.0
415	Rangpur RWH	Gangachara	24,912	12,513	2.0	5,055	21,066	0.2	103	43	2.4	9,725	4,426	2.2	0	116	0.0
416	Rangpur RWH	Gobindaganj	62,900	37,978	1.7	315	38,353	0.0	88	39	2.3	8,551	4,060	2.1	200	76	2.6
417	Rangpur RWH	Hatibandha	22,300	10,830	2.1	11,025	13,997	0.8	95	39	2.4	4,389	2,435	1.8	0	94	0.0
418	Rangpur RWH	Jaldhaka	30,100	15,688	1.9	4,695	25,072	0.2	40	50	0.8	7,926	3,952	2.0	0	130	0.0
419	Rangpur RWH	Kaliganj	79,500	6,216	12.8	13,815	13,786	1.0	70	46	1.5	3,275	1,733	1.9	200	81	2.5
420	Rangpur RWH	Kaunia	18,900	12,267	1.5	3,105	11,492	0.3	41	13	3.2	5,668	2,481	2.3	100	49	2.0
421	Rangpur RWH	Kishoreganj	19,100	4,944	3.9	9,560	16,454	0.6	87	32	2.7	2,475	1,475	1.7	2	86	0.0
422	Rangpur RWH	Kurigram Sadar	32,700	10,601	3.1	7,920	17,762	0.4	73	42	1.7	6,444	2,749	2.3	0	82	0.0
423	Rangpur RWH	Lalmonirhat Sadar	23,800	12,136	2.0	5,805	13,956	0.4	51	15	3.4	6,720	3,668	1.8	0	93	0.0
424	Rangpur RWH	Mitha Pukur	29,200	19,319	1.5	4,335	23,576	0.2	85	29	2.9	7,700	3,856	2.0	0	106	0.0
425	Rangpur RWH	Nageshwari	51,000	13,251	3.8	8,755	24,125	0.4	56	36	1.6	8,259	4,523	1.8	0	38	0.0

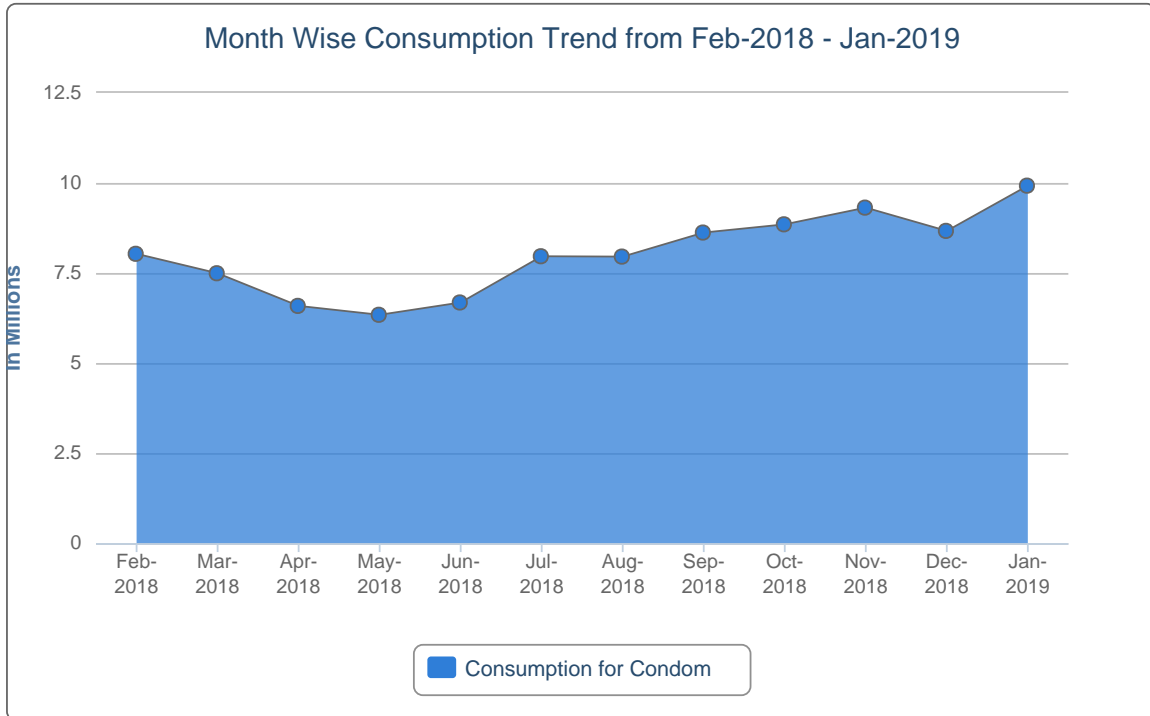
SL	Warehouse Name	Upazila Name	Condom			Shukhi			IUD			Injectables			Implant		
			CBL	AMD	MOS	CBL	AMD	MOS	CBL	AMD	MOS	CBL	AMD	MOS	CBL	AMD	MOS
426	Rangpur RWH	Nilphamari Sadar	32,800	14,256	2.3	6,000	33,638	0.2	151	61	2.5	8,767	4,071	2.2	0	91	0.0
427	Rangpur RWH	Palashbari	14,932	7,681	1.9	10,225	13,911	0.7	68	20	3.4	4,752	2,514	1.9	0	81	0.0
428	Rangpur RWH	Patgram	17,500	7,362	2.4	6,120	14,844	0.4	50	17	2.9	3,586	1,867	1.9	50	33	1.5
429	Rangpur RWH	Phulbari	10,700	6,486	1.6	6,210	13,995	0.4	104	74	1.4	6,032	2,959	2.0	200	50	4.0
430	Rangpur RWH	Pirgachha	39,700	20,781	1.9	5,540	24,269	0.2	145	76	1.9	7,200	3,593	2.0	100	70	1.4
431	Rangpur RWH	Pirganj	35,200	18,231	1.9	5,820	29,044	0.2	145	74	2.0	5,500	2,637	2.1	250	83	3.0
432	Rangpur RWH	Rajarhat	48,200	14,756	3.3	5,170	17,519	0.3	77	45	1.7	5,961	2,994	2.0	0	43	0.0
433	Rangpur RWH	Rangpur Sadar	53,700	28,767	1.9	12,280	29,397	0.4	165	79	2.1	10,243	5,036	2.0	350	199	1.8
434	Rangpur RWH	Sadullapur	73,500	26,782	2.7	4,520	23,280	0.2	143	69	2.1	8,729	4,414	2.0	100	56	1.8
435	Rangpur RWH	Saghata	20,800	9,492	2.2	5,760	20,136	0.3	101	37	2.7	3,440	1,477	2.3	2	38	0.1
436	Rangpur RWH	Saidpur	74,100	15,305	4.8	3,045	10,578	0.3	66	22	3.0	3,180	1,725	1.8	0	64	0.0
437	Rangpur RWH	Sundarganj	69,500	37,214	1.9	7,271	43,946	0.2	232	131	1.8	15,250	7,872	1.9	0	251	0.0
438	Rangpur RWH	Taraganj	30,400	6,028	5.0	3,925	9,689	0.4	28	11	2.5	2,624	1,233	2.1	0	82	0.0
439	Rangpur RWH	Ulipur	25,900	16,424	1.6	18,120	30,260	0.6	80	42	1.9	8,790	4,367	2.0	0	62	0.0
440	Sylhet RWH	Ajmiriganj	10,400	3,429	3.0	4,105	5,349	0.8	4	4	1.0	1,072	276	3.9	28	55	0.5
441	Sylhet RWH	Bahubal	10,828	4,961	2.2	11,852	5,422	2.2	30	9	3.3	1,316	439	3.0	50	32	1.6
442	Sylhet RWH	Balaganj	34,000	24,100	1.4	26,040	13,773	1.9	44	20	2.2	4,318	2,062	2.1	0	62	0.0
443	Sylhet RWH	Baniachong	24,440	10,631	2.3	18,370	12,547	1.5	16	12	1.3	1,766	847	2.1	34	39	0.9
444	Sylhet RWH	Barlekha	17,740	6,315	2.8	10,890	6,804	1.6	23	6	3.8	1,450	529	2.7	50	48	1.0
445	Sylhet RWH	Beani Bazar	28,500	14,649	1.9	6,483	6,745	1.0	11	15	0.7	1,352	592	2.3	10	40	0.3
446	Sylhet RWH	Bishwambarpur	18,700	6,156	3.0	7,370	6,588	1.1	30	8	3.8	1,210	480	2.5	52	24	2.2
447	Sylhet RWH	Bishwanath	21,872	8,196	2.7	10,214	3,734	2.7	20	14	1.4	810	446	1.8	52	33	1.6
448	Sylhet RWH	Chhatak	23,990	13,806	1.7	13,225	9,800	1.3	84	50	1.7	1,268	545	2.3	61	20	3.1
449	Sylhet RWH	Chunarughat	17,800	8,672	2.1	5,650	14,614	0.4	22	7	3.1	1,772	1,197	1.5	1	28	0.0
450	Sylhet RWH	Companiganj	25,500	14,653	1.7	22,650	7,925	2.9	39	5	7.8	2,555	1,436	1.8	1	39	0.0

SL	Warehouse Name	Upazila Name	Condom			Shukhi			IUD			Injectables			Implant		
			CBL	AMD	MOS	CBL	AMD	MOS	CBL	AMD	MOS	CBL	AMD	MOS	CBL	AMD	MOS
451	Sylhet RWH	Dakshin Sunamganj	24,900	10,449	2.4	15,000	7,806	1.9	21	10	2.1	1,424	710	2.0	120	62	1.9
452	Sylhet RWH	Dakshin Surma	40,000	25,781	1.6	27,255	15,224	1.8	25	7	3.6	3,035	1,469	2.1	50	25	2.0
453	Sylhet RWH	Derai	37,704	19,679	1.9	18,132	11,642	1.6	79	22	3.6	2,096	1,043	2.0	50	55	0.9
454	Sylhet RWH	Dowarabazar	25,200	10,185	2.5	39,615	11,478	3.5	27	8	3.4	2,104	949	2.2	30	100	0.3
455	Sylhet RWH	Fenchuganj	17,000	6,366	2.7	8,985	3,250	2.8	26	14	1.9	731	313	2.3	100	24	4.2
456	Sylhet RWH	Golapganj	41,500	22,749	1.8	9,750	7,427	1.3	15	9	1.7	1,127	698	1.6	5	62	0.1
457	Sylhet RWH	Gowainghat	35,400	19,778	1.8	16,575	10,484	1.6	21	18	1.2	5,832	3,309	1.8	50	21	2.4
458	Sylhet RWH	Habiganj Sadar	27,946	15,667	1.8	18,835	14,890	1.3	10	60	0.2	3,861	1,624	2.4	0	50	0.0
459	Sylhet RWH	Jagannathpur	27,800	12,452	2.2	9,225	7,376	1.3	57	30	1.9	1,179	411	2.9	60	49	1.2
460	Sylhet RWH	Jaintiapur	28,840	17,764	1.6	9,770	8,220	1.2	26	15	1.7	4,628	2,577	1.8	25	25	1.0
461	Sylhet RWH	Jamalganj	27,700	13,154	2.1	15,405	10,810	1.4	32	7	4.6	2,658	1,348	2.0	0	35	0.0
462	Sylhet RWH	Juri	18,500	7,455	2.5	8,385	5,630	1.5	5	20	0.3	955	444	2.2	10	50	0.2
463	Sylhet RWH	Kamalganj	40,400	16,999	2.4	24,960	13,722	1.8	5	41	0.1	2,145	1,113	1.9	10	57	0.2
464	Sylhet RWH	Kanaighat	26,928	17,243	1.6	10,995	15,797	0.7	28	19	1.5	4,838	2,588	1.9	60	36	1.7
465	Sylhet RWH	Kulaura	23,000	10,440	2.2	17,810	10,883	1.6	4	4	1.0	4,380	2,385	1.8	0	42	0.0
466	Sylhet RWH	Lakhai	15,300	4,996	3.1	7,935	6,087	1.3	17	4	4.3	797	380	2.1	0	26	0.0
467	Sylhet RWH	Madhabpur	33,200	9,773	3.4	19,965	14,855	1.3	7	8	0.9	1,894	796	2.4	5	37	0.1
468	Sylhet RWH	Maulvibazar Sadar	26,900	11,093	2.4	16,305	9,876	1.7	138	47	2.9	1,965	964	2.0	125	35	3.6
469	Sylhet RWH	Nabiganj	16,700	7,411	2.3	15,255	11,478	1.3	92	7	13.1	1,347	584	2.3	100	43	2.3
470	Sylhet RWH	Rajnagar	20,000	9,323	2.1	8,850	10,214	0.9	44	15	2.9	2,788	1,338	2.1	0	37	0.0
471	Sylhet RWH	Sreemangal	22,600	11,368	2.0	17,690	12,004	1.5	50	19	2.6	2,745	1,289	2.1	0	92	0.0
472	Sylhet RWH	Sulla	13,600	7,021	1.9	11,535	4,932	2.3	25	3	8.3	1,501	345	4.4	100	19	5.3
473	Sylhet RWH	Sunamganj Sadar	42,228	14,529	2.9	13,380	8,838	1.5	0	32	0.0	3,444	1,314	2.6	50	70	0.7
474	Sylhet RWH	Sylhet Sadar	77,900	61,613	1.3	50,320	43,037	1.2	61	130	0.5	16,330	10,534	1.6	97	160	0.6
475	Sylhet RWH	Tahirpur	32,144	15,678	2.1	17,009	10,587	1.6	26	5	5.2	1,392	688	2.0	50	52	1.0

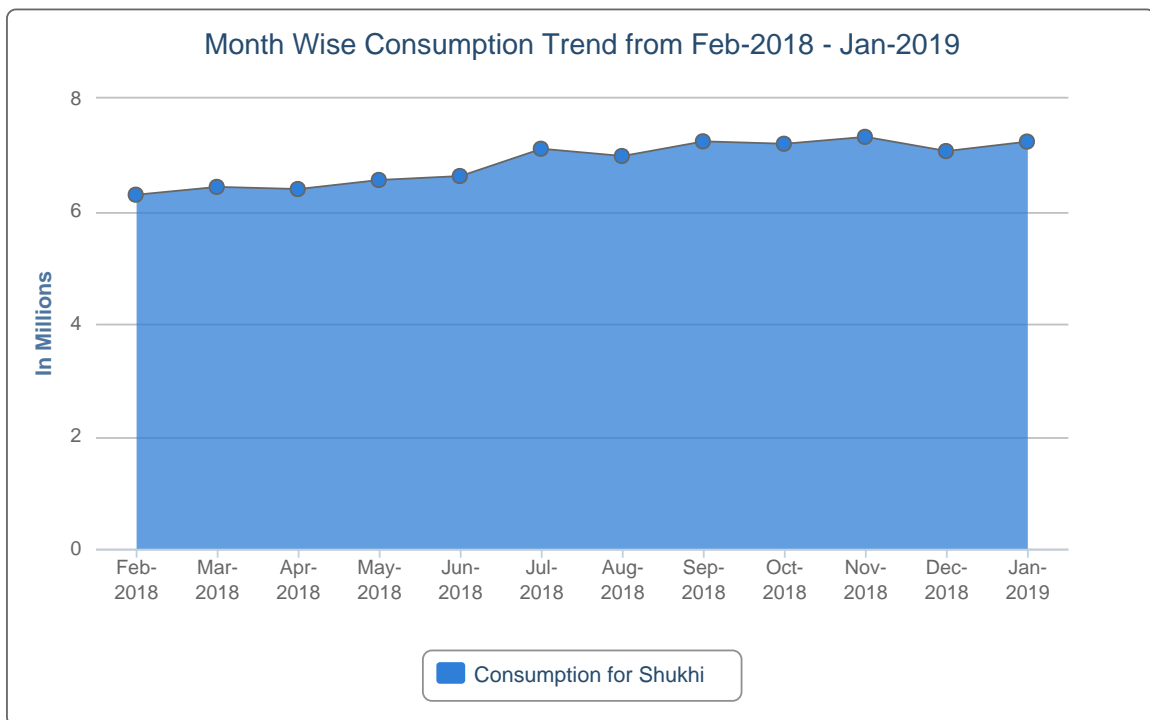
SL	Warehouse Name	Upazila Name	Condom			Shukhi			IUD			Injectables			Implant		
			CBL	AMD	MOS	CBL	AMD	MOS	CBL	AMD	MOS	CBL	AMD	MOS	CBL	AMD	MOS
476	Sylhet RWH	Zakiganj	22,360	21,245	1.1	25,521	14,083	1.8	25	9	2.8	2,976	1,610	1.8	10	63	0.2
477	Tangail RWH	Basail	36,900	15,011	2.5	136,777	15,454	8.9	57	30	1.9	2,671	1,415	1.9	0	77	0.0
478	Tangail RWH	Bhuapur	47,300	24,046	2.0	43,443	21,558	2.0	37	44	0.8	3,897	1,829	2.1	0	74	0.0
479	Tangail RWH	Chauhali	34,200	13,284	2.6	39,604	7,769	5.1	150	17	8.8	6,880	1,147	6.0	238	33	7.2
480	Tangail RWH	Delduar	30,600	19,373	1.6	81,177	21,477	3.8	90	27	3.3	7,050	1,112	6.3	100	40	2.5
481	Tangail RWH	Ghatail	43,500	37,554	1.2	18,930	43,368	0.4	140	28	5.0	8,600	3,771	2.3	150	61	2.5
482	Tangail RWH	Gopalpur	98,900	21,199	4.7	40,995	15,804	2.6	90	29	3.1	7,653	1,883	4.1	250	52	4.8
483	Tangail RWH	Kalihati	159,800	20,968	7.6	46,650	34,357	1.4	214	74	2.9	22,031	5,621	3.9	200	72	2.8
484	Tangail RWH	Madhupur	81,300	23,734	3.4	50,055	33,801	1.5	73	29	2.5	8,380	3,183	2.6	200	60	3.3
485	Tangail RWH	Mirzapur	73,600	24,419	3.0	28,995	28,216	1.0	94	50	1.9	3,131	1,139	2.7	200	63	3.2
486	Tangail RWH	Nagarpur	40,100	28,546	1.4	22,020	25,935	0.8	90	57	1.6	3,552	2,441	1.5	0	128	0.0
487	Tangail RWH	Sakhipur	48,500	22,363	2.2	15,030	23,940	0.6	46	33	1.4	4,423	1,033	4.3	100	50	2.0
488	Tangail RWH	Tangail Sadar	78,800	37,788	2.1	138,990	24,348	5.7	60	55	1.1	8,020	3,041	2.6	300	121	2.5

7. Month-wise Consumption Trend

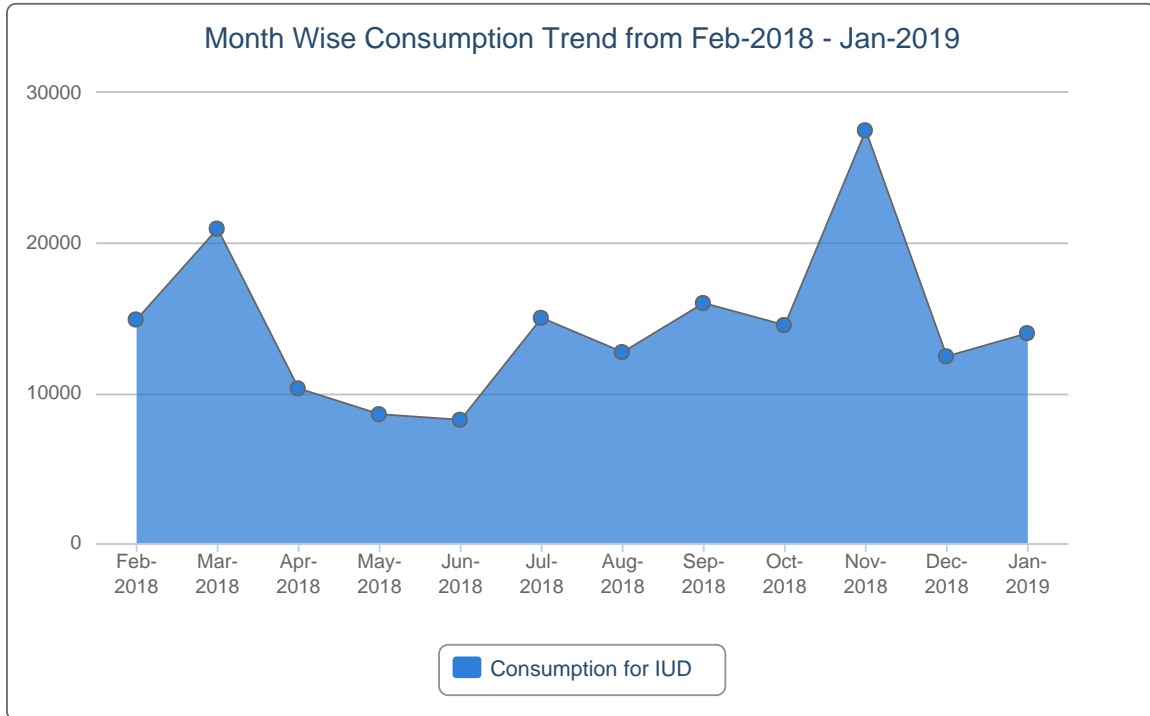
7(a).



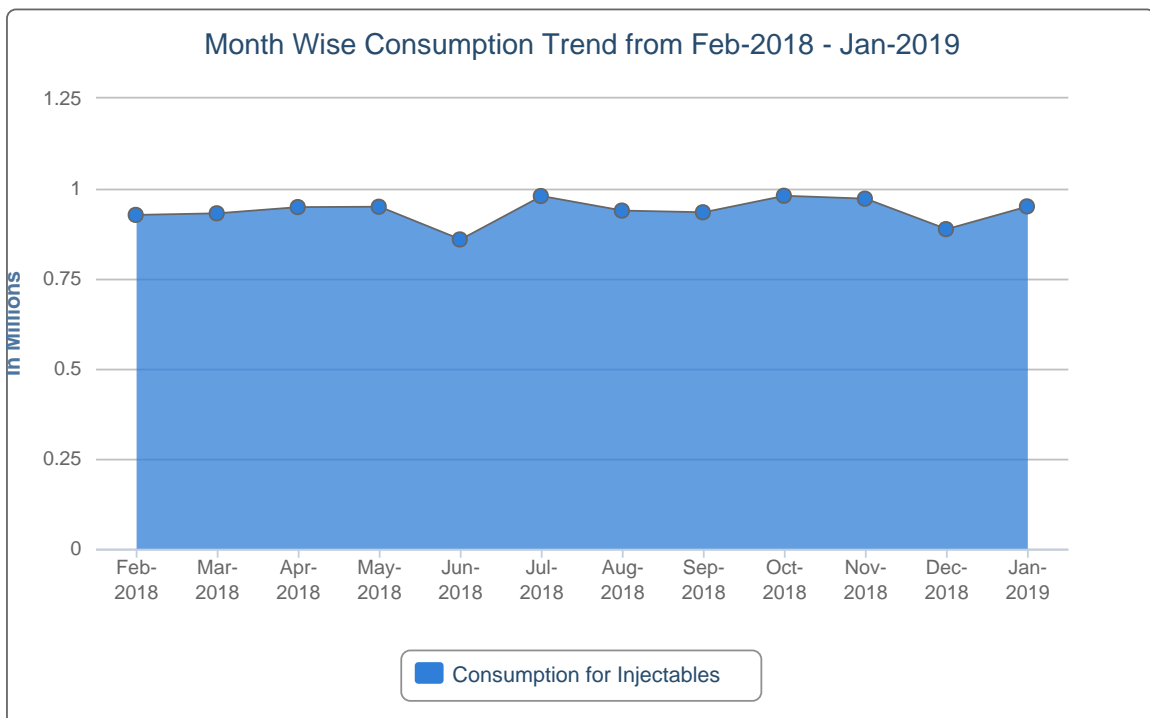
7(b).



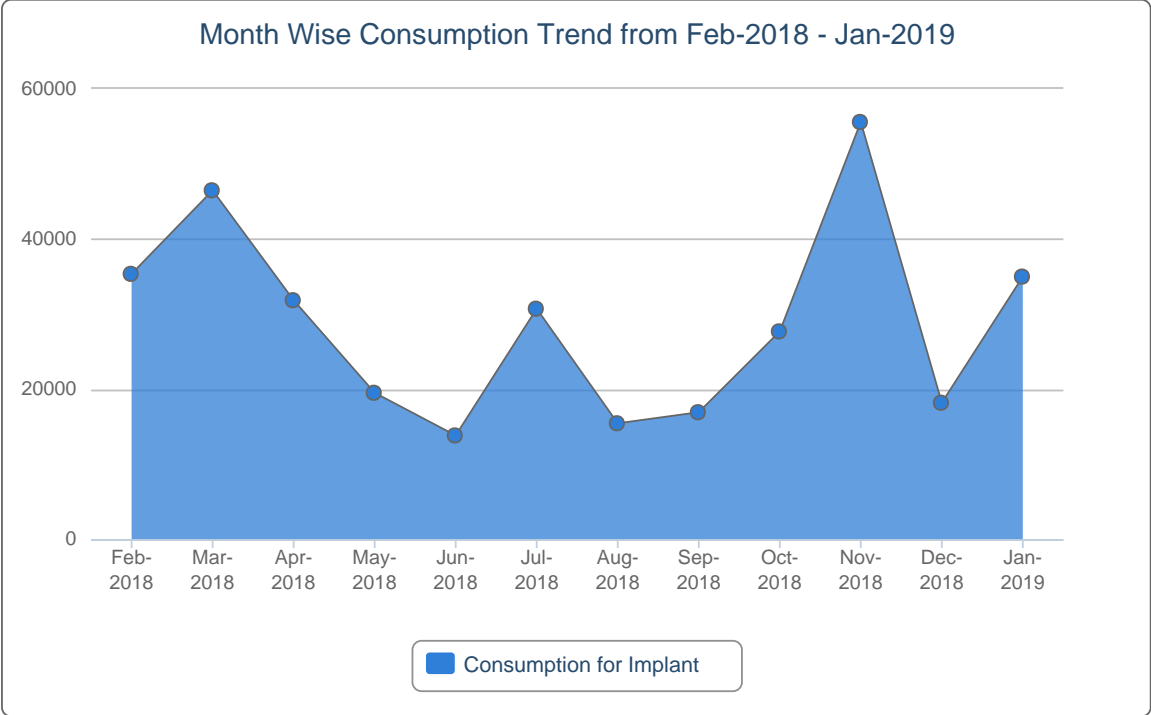
7(c).



7(d).



7(e).



8. Report on Upazila and Warehouse Having Stock Out in last month

SL	Products Name	No of Stockout WH	% of Stockout WH	No of Stockout Upazila Store	% of Stockout Upazila Store	No of Stockout Upazila Field	% of Stockout Upazila Field
1	Condom	0	0%	0	0%	0	0%
2	Shukhi	0	0%	3	1%	0	0%
3	IUD	0	0%	3	1%	0	0%
4	Injectables	0	0%	0	0%	0	0%
5	Implant (Total)	0	0%	-	-	2	0%

List of Stock Out Warehouses

SL	Commodity	Warehouse	Phone
No StockOut in Warehouse			

List of StockOut Upazilas

SL	Commodity	Warehouse	District	Upazila	Phone
1	Shukhi	Chattogram RWH	Cox\'s Bazar	Ramu, Cox\'s Bazar	01717029335
2	Shukhi	Faridpur RWH	Faridpur	Bhanga, Faridpur	01716233667
3	Shukhi	Faridpur RWH	Rajbari	Baliakandi, Rajbari	01721014937
4	IUD	Cumilla RWH	Cumilla	Muradnagar, Cumilla	01726263709
5	IUD	Mymensingh RWH	Netrokona	Kalmakanda, Netrakona	01737986012
6	IUD	Sylhet RWH	Sunamganj	Sunamganj Sadar, Sunamganj	01717190335
7	Implant (Total)	Rajshahi RWH	Chapai Nababganj	Nachole, Chapai Nababganj	01712021286
8	Implant (Total)	Rangpur RWH	Kurigram	Ulipur, Kurigram	01719753785



This report is generated with the financial support of USAID and the technical assistance from Systems for Improved Access to Pharmaceuticals and Services (SIAPS), implemented by Management Sciences for Health-MSH.

If you need more information, please visit at <https://www.scmpbd.org>