

FAMILY PLANNING MONTHLY LOGISTICS REPORT

October 2019



Management Information System (MIS)
Directorate General of Family Planning (DGFP)
6, Kawran Bazar, Dhaka- 1215
Email: dirmis@dgfp.gov.bd, dirls@dgfp.gov.bd
www.dgfp.gov.bd, www.scmpbd.org

Government of the People's Republic of Bangladesh
Directorate General of Family Planning
Management Information System (MIS)
6, Kawran Bazar, Dhaka- 1215
www.dgfp.gov.bd

Memo No. DGFP/MIS/09(Report)/04/2017/797

Date: 05 December, 2019.

Sub: Family Planning Monthly Logistics Report for the Month of October, 2019.

Family Planning Monthly Logistics Report for the Month of October'2019 is sent herewith for your kind information & necessary action. This report is prepared on the basis of Form-7 submitted by Warehouses and Form-7B submitted by Upazila Family Planning Offices by using WIMS & UIMS operational tools. It provides useful information on monthly distribution and stock balance of all the major contraceptives & DDS Kits of Warehouse/Upazila Stores. A summary of important events happened during reporting month has been included in this report. For more information you are requested to visit at www.scmpbd.org web site.

Comments and suggestions for improvement of this report will be highly appreciated.

2019.12.05

(Manoj Kumar Roy)
Joint Secretary (MEFW Division)
And
Director & Line Director (MIS)
Phone: 55012352
Mail: dirmis@dgfp.gov.bd

Memo No. - DGFP/MIS/09(Report)/04/2017/797/1(202)

Date: 05 December, 2019.

Copy of the report forwarded to:

1. Secretary, Medical Education & Family Welfare Division, Ministry of Health & Family Welfare, Bangladesh Secretariat, Dhaka.
2. Additional Secretary (Admin), Medical Education & Family Welfare Division, Ministry of Health & Family Welfare, Bangladesh Secretariat, Dhaka.
3. Director (Administration), Directorate General of Family Planning, 6 Kawran Bazar, Dhaka 1215.
4. Joint Secretary (Development), Medical Education & Family Welfare Division, Ministry of Health & Family Welfare, Bangladesh Secretariat, Dhaka.
5. Director (Logistics & Supply) and Line Director (Procurement, Storage & Supply Management), Directorate General of Family Planning, 6 Kawran Bazar, Dhaka 1215.
6. Director & Line Director (MIS), Directorate General of Family Planning, 6 Kawran Bazar, Dhaka.
7. Director Finance & Line Director (Family Planning Field Service Delivery), Directorate General of Family Planning, 6 Kawran Bazar, Dhaka 1215.
8. Director (IEM) & Line Director (Information, Education and Communication), Directorate General of Family Planning, 6 Kawran Bazar, Dhaka 1215.

9. Director (Planning) & Line Director (Planning Monitoring and Evaluation), Directorate General of Family Planning, 6 Kawran Bazar, Dhaka 1215.
10. Director (MCH-Services) & Line Director (MCRAH), Directorate General of Family Planning, 6 Kawran Bazar, Dhaka 1215.
11. Line Director (CCSDP, Directorate General of Family Planning, 6 Kawran Bazar, Dhaka 1215.
12. Director (Audit), Directorate General of Family Planning, 6 Kawran Bazar, Dhaka 1215.
13. Divisional Director, Family Planning, Dhaka / Chittagong / Rajshahi / Khulna / Sylhet / Barisal/ Rangpur/ Mymensingh Division.
14. Joint Chief (Planning), Health Service Division, Ministry of Health & Family Welfare, Bangladesh Secretariat, Dhaka
15. Joint Chief (Population & Planning wing), Planning commission, Sher-e-Bangla Nagar, Dhaka.
16. Joint Chief (Planning), Program Management and Monitoring Unit (PMMU), Azimpur, Dhaka-1205.
17. Superintendent, Maternal & Child Health Training Institute (MCHTI), Azimpur, Dhaka.
18. Director, Mohammadpur Fertility Services & Training Centre (MFSTC), Mohammadpur, Dhaka.
19. Director, Maternal & Child Health Training Institute (MCHTI), Lalkuthi, Mirpur, Dhaka.
20. P.S. to the Honorable Minister, Ministry of Health and Family Welfare, Bangladesh Secretariat, Dhaka, for kind information of the Honorable Minister.
21. Deputy Chief (Planning), Medical Education & Family Welfare Division, Ministry of Health & Family Welfare, Bangladesh Secretariat, Dhaka.
22. Additional Director (Drugs and Stores), Directorate General of Family Planning, Central Warehouse, Mohakhali, Dhaka.
23. Deputy Director, Family Planning, ----- District (You are requested to take appropriate measures to ensure timely online submission of Form 7B report from upazilas).
24. Regional/District Consultant, FPCS-QIT, District Family Planning Office, ----- District.
25. Central/Regional Supply Officer, Family Planning, ----- CWH/RWHs.
26. Assistant Maintenance Engineer, MIS Unit, DGFP (Requested to upload this report to DGFP website).
27. Country Project Director, SIAPS/MSH, House: 3, Road: No. 23B, Gulshan-1, Dhaka-1212.
28. Country Director, the World Bank, E-32, Agargaon, Sher-e-Bangla Nagar, Dhaka-1207.
29. Team Leader, Population & Health Team, USAID, Madani Avenue, Baridhara, Dhaka.
30. Country Representative, UNFPA, IDB Bhaban, Agargaon, Sher-E-Bangla Nagar, Dhaka.
31. Managing Director, SMC, SMC Tower, 33 Banani C/A, Dhaka-1213.
32. Documentation Center, IEM Unit, Directorate General of Family Planning, 6 Kawran Bazar, Dhaka.
33. Responsible person of Dispatch Section, MIS Unit, DGFP (Requested to distribute the published 'Family Planning Monthly Logistics Report' to concerned Person/Office/Organization).
34. PA to Director General, Directorate General of Family Planning, 6 Kawran Bazar, Dhaka 1215.
35. Concerned Organization/Person.





05.12.2019
(Ajoy Ratan Barua)
Deputy Director (MIS)

Table Of Contents

	Page
1. DGFP Stock Status Report	1-2
2. National Receipts Quantity by Product by Month	3
3. National Level Contraceptive Summary Report	4
4. Stock Status Report at Different Levels	5
5. Contraceptive Stock Status by Product at Upazila Store and Field	6-10
6. Contraceptive Stock Status by Product at Regional Warehouses/Upazila	11-31
7. Month-wise Consumption Trend	32-34
8. Report on Upazila and Warehouse Having Stock Out in last month	35

1. DGFP Stock Status Report

		 DGFP STOCK STATUS REPORT for Contraceptives - October 2019  <small>পরিবার পরিকল্পনা অধিদপ্তর</small>																																		
Year →	2019	2020												2021												2022										
Month →	11	12	1	2	3	4	5	6	7	8	9	10	11	12	1	2	3	4	5	6	7	8	9	10	11	12	1	2	3	4	5	6				
Min.-Max. →	Min						Max																													
Product ↓	CS - 61.43m : 6.5 MOS																																			
Condom	6.5 MOS						175.75m = 18.0 MOS																													
*AMC = 9.52m													FY 2019-20: 175.75m																							
	CS (79.35m) : 12.1 MOS																																			
Pill (Total)	12.1 MOS												113m = 17.0 MOS																							
*AMC = 6.54m													FY 2019-20: 100m (2nd Generation)-RPA, 14m (3rd Generation)-RPA10m & Rev. 4m																							
													APON : 3m (GOB-RPA) & 1m (GOB-Rev)																							
	CS (0.491m): 34.4 MOS																																			
IUD	34.4 MOS (August 2022)																																			
*AMC = 14,295													2018-19: 0.3m Yet to receive.																							
	CS (10.28m): 11.4 MOS																																			
Injectables	11.4 MOS												4.23m = 5.0 MOS						13.25m = 15.0 MOS																	
*AMC = 0.903m													FY 2019-20: 17.48m (RPA - 12.25m & Rev. - 4.23)																							
	CS-(0.601m) - 18.3 MOS																								FY 2019-20: 0.55m											
Implant	18.3 MOS												0.55m = 17.0 MOS																							
*AMC = 32,862																																				
	Pill (Total): 2nd & 3rd generation Shukhi and APON *AMC is calculated based on past 6-months consumption Data Sources: DGFP/L&S unit, DGFP LMIS web site - https://scmpbd.org/ Central Warehouse WIMS data and Approved DGFP Procurement Plan National min-max stock level is 6 & 10 MOS																																			
	Legend: ■ Current Stock (CS): Less than 3 MOS ■ Current Stock (CS): MOS 3.0 to Less than 6 MOS ■ Current Stock (CS): MOS 6 and above ■ Planned for FY 2019-20 ■ Procurement completed, yet to be received ■ Donation AMC = Average Monthly Consumption																																			

DGFP STOCK STATUS NOTES
(For Contraceptives)
Month: October 2019

CONDOM – Current national stock is 61.43 million pieces and this stock can be used up to May 2020.

- 2019-20: GoB (Rev.) – 175.75 million pcs: contract signed on 22-10-2019 EDCL will start supply from November 2019.

PILL – Current national stock of Oral Contraceptive Pill is 79.35 million cycles which will go up to October 2020.

- 2019-20: GoB (Rev.) – 4 million cycles (3rd generation): contract signed on 22-10-2019 Goods not yet been received.
- 2019-20: GoB (Rev.) – 1 million cycles (POP), contract signed on 21-10-2019, Goods not yet been received.
- 2019-20: GoB (RPA) – 100 million cycles (2nd generation): IFT is expected to be publish by 1st week of November 2019.
- 2019-20: GoB (RPA) – 10 million cycles (3rd generation) (POP): IFT publishing is under process.
- 2019-20: GoB (RPA) – 3 million cycles (POP): IFT publishing is under process.

IUD – Current national stock is 0.491 million pcs and this stock can be used up to August 2022.

- Status of 2018-19 procurement: 0.3 million sets – Contract signed on 20.03.2019. Goods not yet been received.

INJECTABLES – Current stock of 10.28 million vials and that can be used up to September 2020.

- 2019-20: GoB (Rev.) – 4.23 million vials: contract signed on 22-10-2019 Expected goods will be delivered by November 2019.
- 2019-20: GoB (RPA) – 13.25 million vials: IFT publishing is under process.

IMPLANT – Current stock is 0.601 million sets and this can be used up to June 2021.

- 2019-20: GoB (Dev.) – 0.35 million sets
- 2019-20: GoB (RPA) – 0.20 million sets

You can also download the previous reports from <http://www.scmpbd.org/>

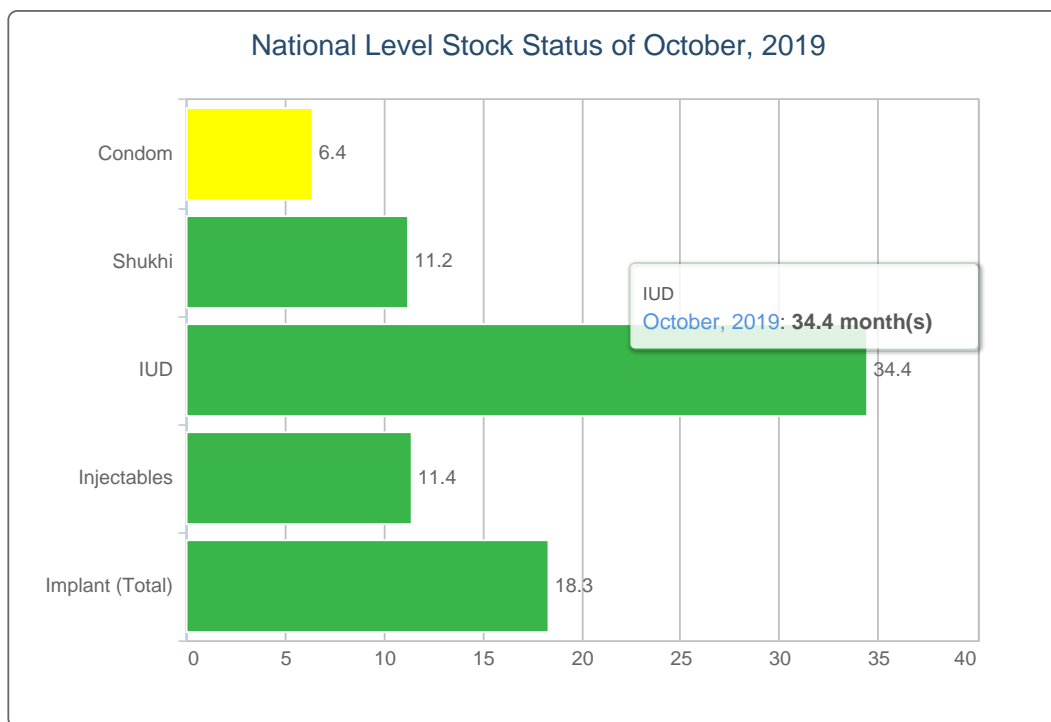
2. National Receipts Quantity by Product by Month

Contraceptive Received Report

Month: October, 2019

Item	Supplier	Receiver	Date Receipts	Qty
<i>No National Receive This Month</i>				

3. National Level Contraceptive Summary Report

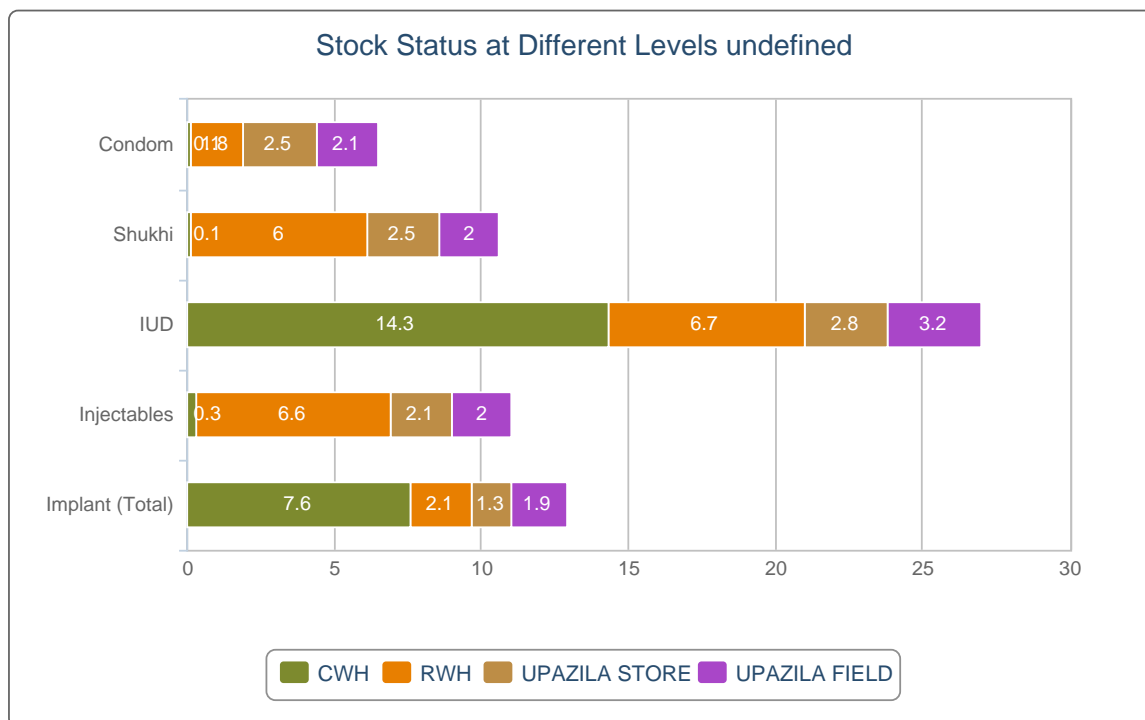


■ MOS less than 4.0
 ■ MOS 4.0 - 7.9
 ■ MOS 8.0 and above
 MOS = Month of Stock

National Level Stock Status of October, 2019

SL	Name of Products	Reported Consumption	Reported Closing Balance	Average Monthly Consumption	MOS
1	Condom	9,543,953	61,424,983	9,525,833	6.4
2	Shukhi	6,582,647	70,276,962	6,299,553	11.2
3	IUD	18,185	491,670	14,307	34.4
4	Injectables	927,020	10,287,368	904,219	11.4
5	Implant (Total)	46,889	601,429	32,891	18.3

4. Stock Status Report at Different Levels

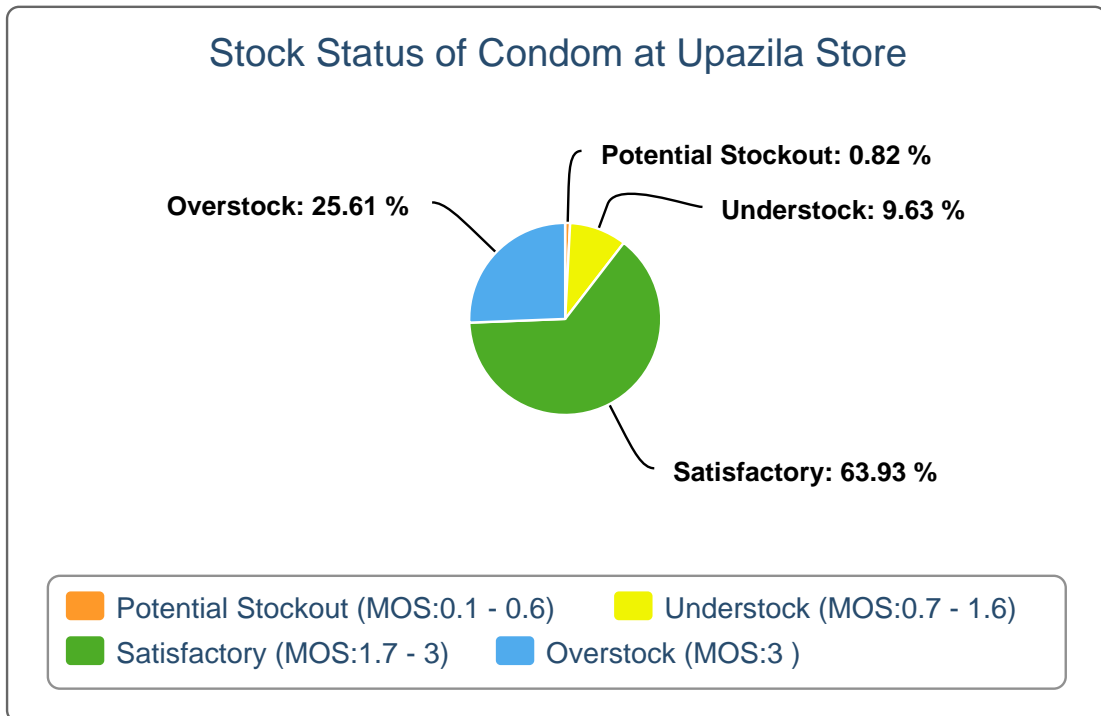


Stock Status at Different Levels October, 2019

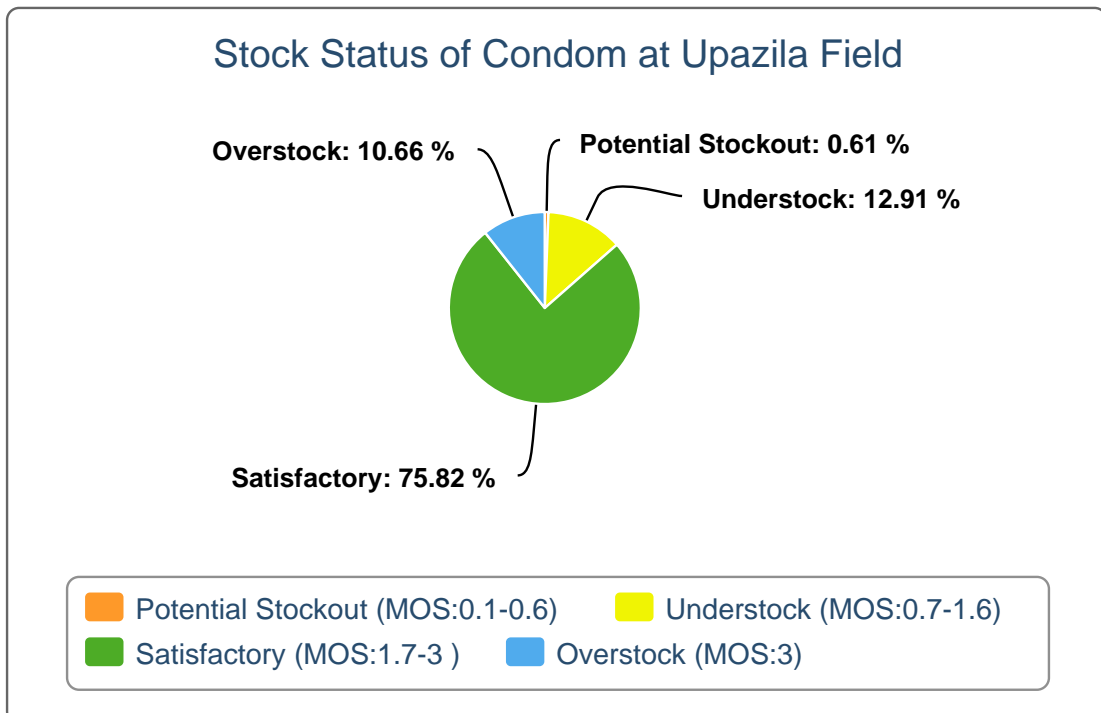
Products	Avg. Consump. of Last 6 Months	CWH Level	MOS	RWH Level	MOS	Upazila Level	MOS	Field Level	MOS	National Level	MOS
Condom	9,525,833	598,000	0.1	16,744,770	1.8	23,980,016	2.5	20,102,197	2.1	61,424,983	6.4
Shukhi	6,299,553	968,344	0.2	39,553,161	6.3	16,282,339	2.6	13,473,118	2.1	70,276,962	11.2
IUD	14,307	260,700	18.2	121,944	8.5	50,047	3.5	58,979	4.1	491,670	34.4
Injectables	904,219	295,385	0.3	6,140,200	6.8	1,985,694	2.2	1,866,089	2.1	10,287,368	11.4
Implant (Total)	32,891	355,650	10.8	96,323	2.9	61,970	1.9	87,486	2.7	601,429	18.3

5. Contraceptive Stock Status by Product at Upazila Store and Field

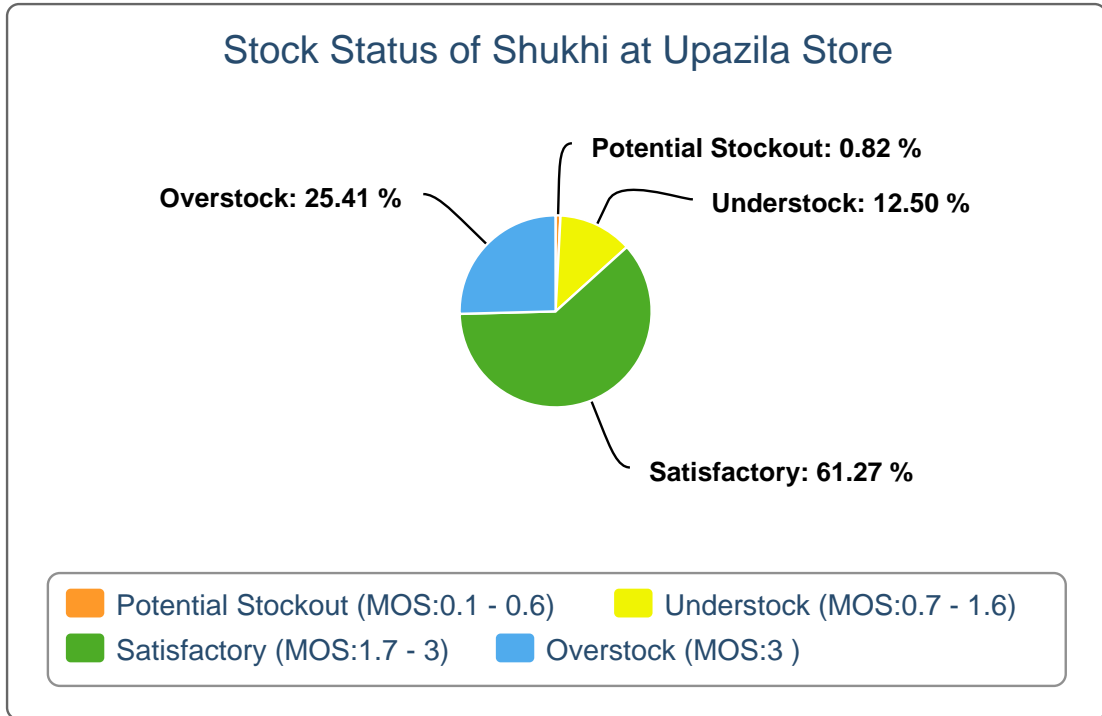
5(a).



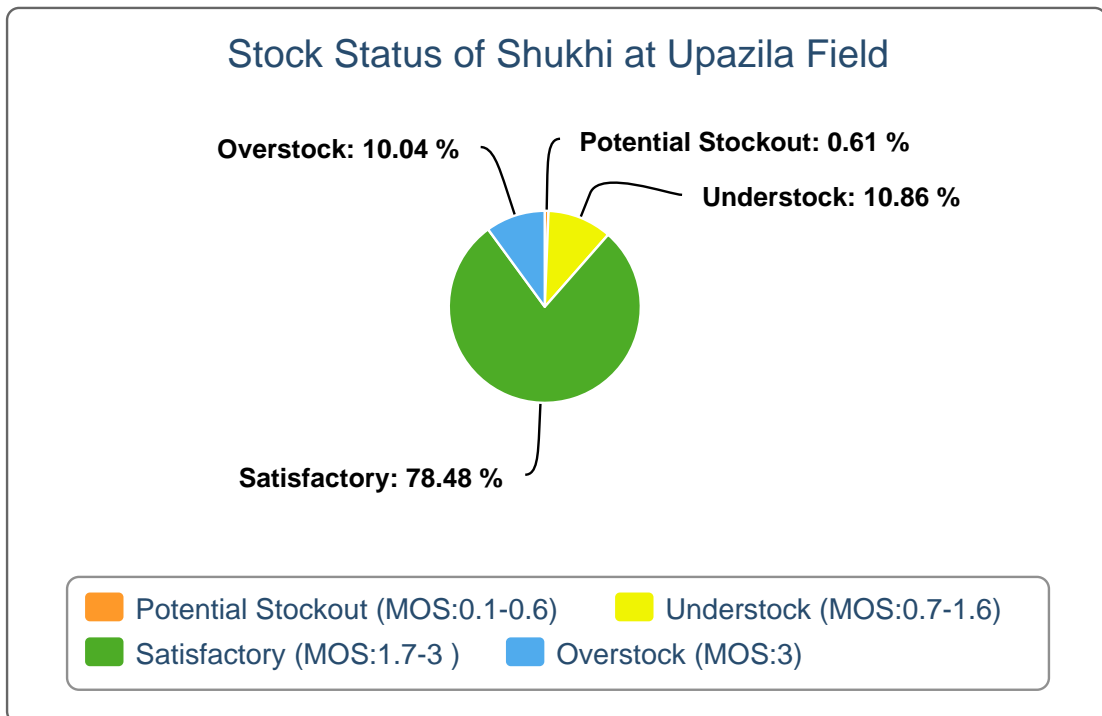
5(b).



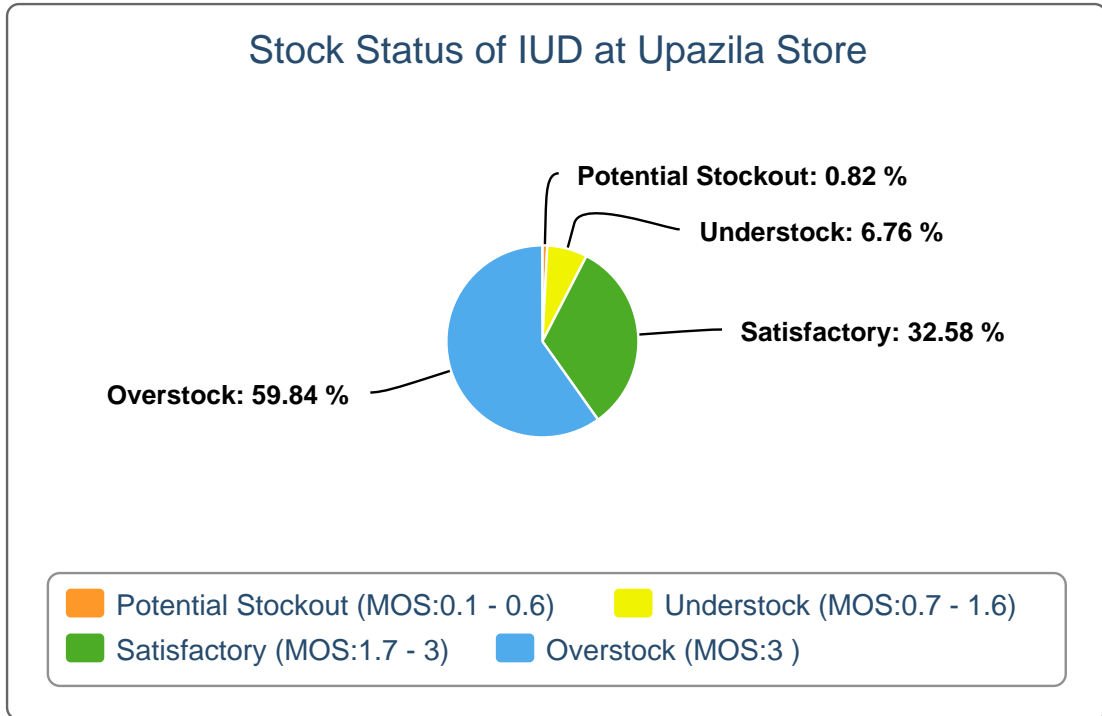
5(c).



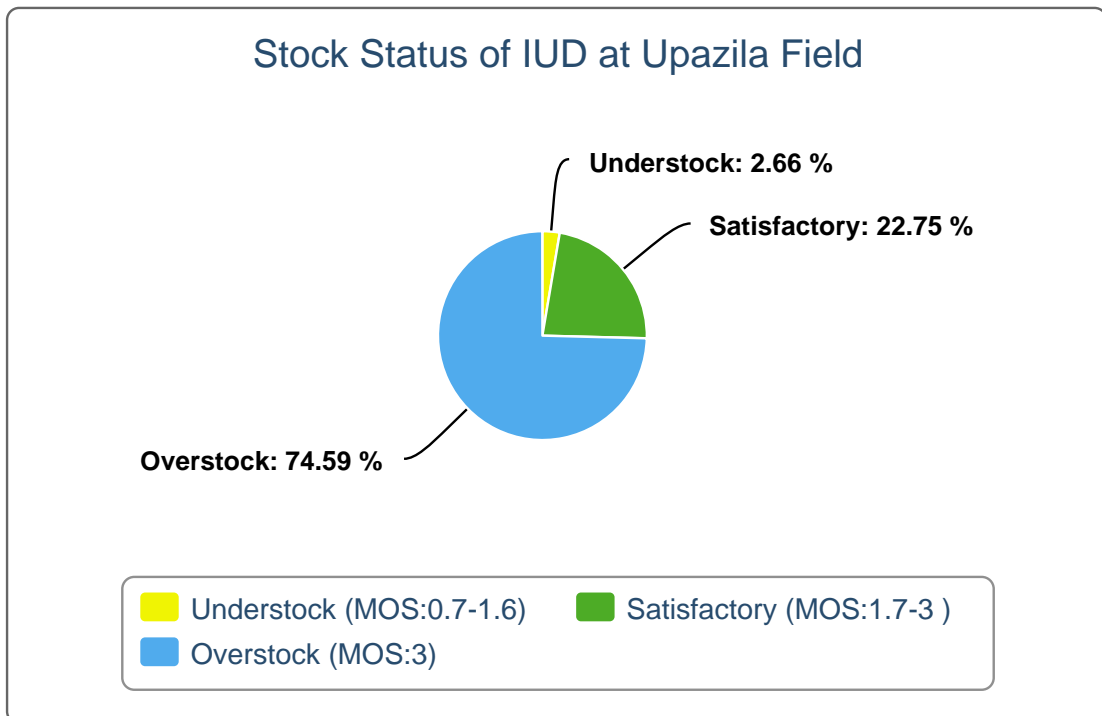
5(d).



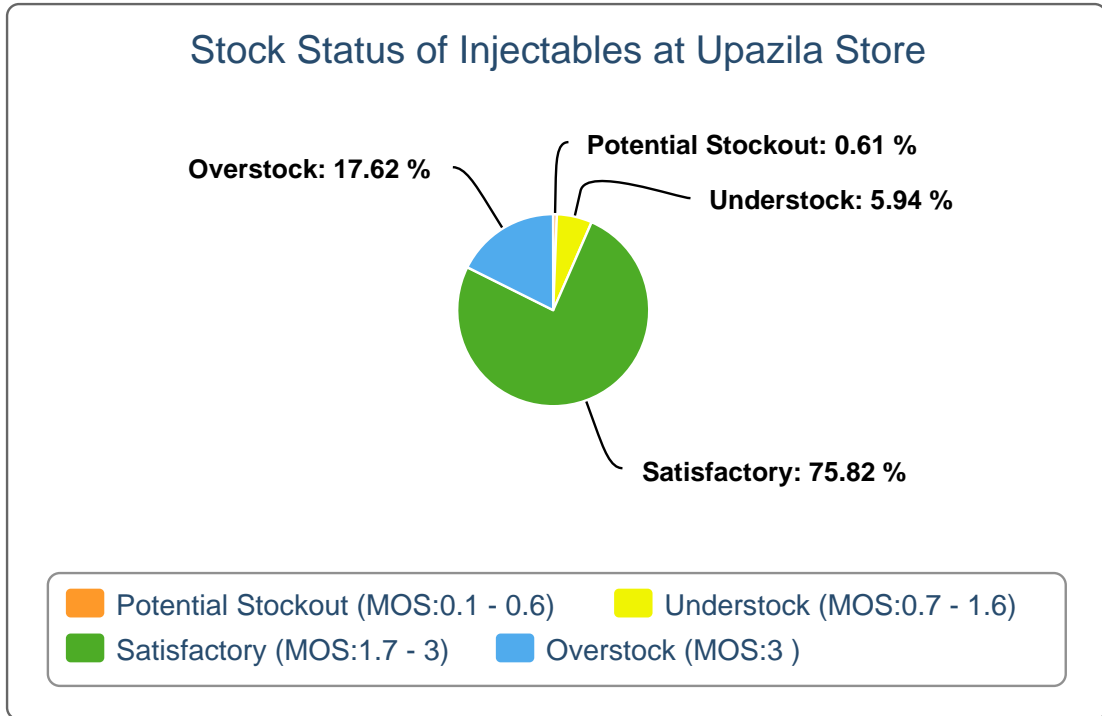
5(e).



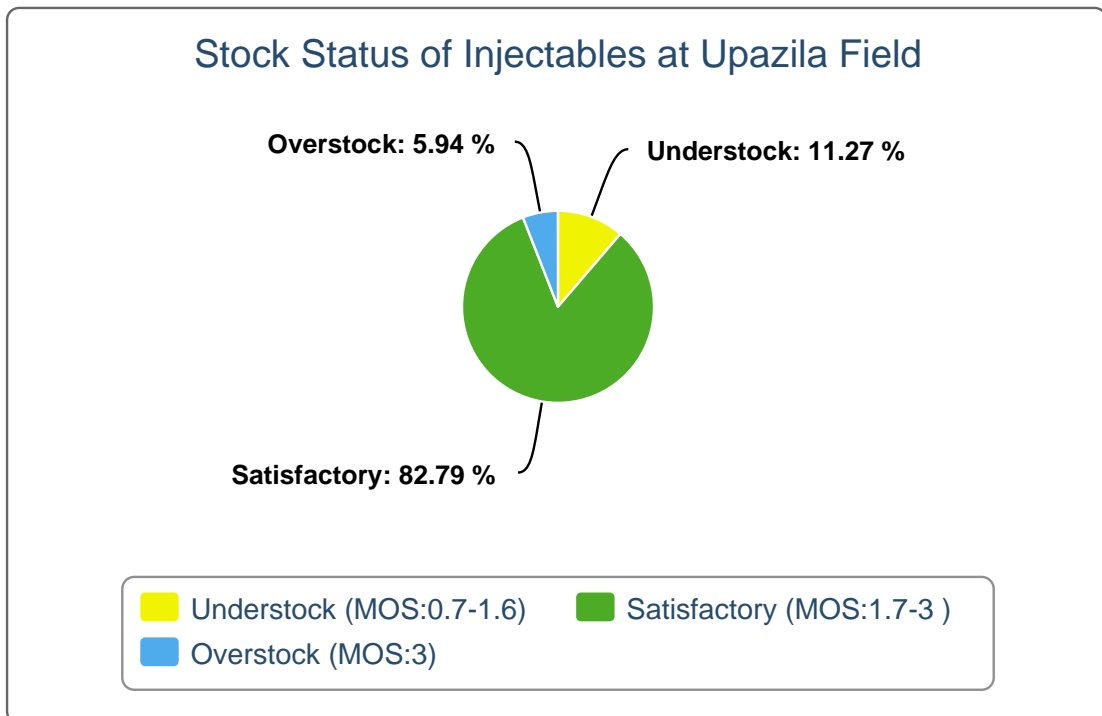
5(f).



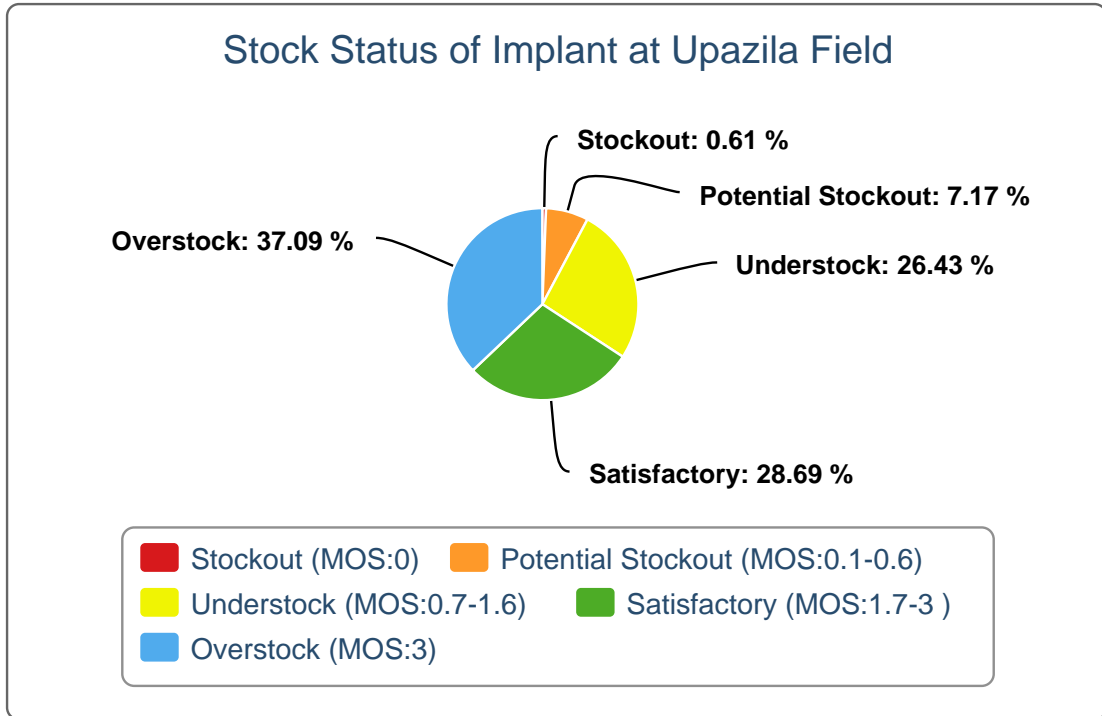
5(g).



5(h).



5(i).



6(a). Contraceptive Stock Status by Product at Regional Warehouses

SL	WH Name	Condom			Shukhi			IUD			Injectables			Implant		
		CBL	AMD	MOS	CBL	AMD	MOS	CBL	AMD	MOS	CBL	AMD	MOS	CBL	AMD	MOS
1	Bandarban RWH	111,600	39,272	2.8	72,000	20,216	3.6	600	106	5.7	16,000	2,926	5.5	838	238	3.5
2	Bhola RWH	558,000	100,304	5.6	391,680	81,774	4.8	3,900	226	17.3	60,000	38,065	1.6	564	516	1.1
3	Bogura RWH	2,357,570	561,930	4.2	3,728,990	361,800	10.3	11,950	597	20.0	551,500	32,639	16.9	24,872	2,403	10.4
4	Chattogram RWH	3,683,000	504,292	7.3	14,530,721	321,471	45.2	27,380	1,464	18.7	1,983,000	53,913	36.8	114	2,513	0.0
5	Cumilla RWH	709,200	525,063	1.4	637,920	342,150	1.9	6,250	1,322	4.7	253,000	64,257	3.9	10,863	1,992	5.5
6	Dhaka CWH	598,000	1,433,200	0.4	968,344	752,995	1.3	260,700	1,810	144.0	295,385	100,893	2.9	355,650	2,717	130.9
7	Dinajpur RWH	820,800	199,974	4.1	347,040	269,723	1.3	5,750	396	14.5	52,000	36,327	1.4	2,968	1,956	1.5
8	Faridpur RWH	910,800	682,391	1.3	771,840	374,577	2.1	4,700	1,053	4.5	172,000	45,900	3.7	4,350	2,500	1.7
9	Jamalpur RWH	107,800	320,709	0.3	259,200	236,633	1.1	3,383	318	10.6	84,000	31,148	2.7	6,600	1,007	6.6
10	Jashore RWH	925,200	475,997	1.9	766,080	243,461	3.1	5,900	447	13.2	169,100	42,244	4.0	7,398	1,242	6.0
11	Khulna RWH	1,898,800	640,679	3.0	11,415,050	379,709	30.1	7,775	794	9.8	1,857,500	43,139	43.1	7,160	1,634	4.4
12	Kushtia RWH	453,600	306,129	1.5	640,800	155,049	4.1	1,461	172	8.5	105,800	33,161	3.2	4,300	632	6.8
13	Mymensingh RWH	709,200	688,977	1.0	1,141,920	651,691	1.8	11,050	877	12.6	157,000	55,463	2.8	4,100	2,696	1.5
14	Noakhali RWH	334,800	270,207	1.2	388,800	163,625	2.4	3,050	650	4.7	171,900	40,324	4.3	2,200	1,406	1.6
15	Pabna RWH	550,800	503,172	1.1	956,160	318,622	3.0	2,600	711	3.7	81,000	44,912	1.8	3,450	932	3.7
16	Patuakhali RWH	381,600	118,923	3.2	289,440	137,608	2.1	4,650	326	14.3	68,600	25,392	2.7	3,800	1,215	3.1
17	Rajshahi RWH	630,000	640,194	1.0	823,680	275,299	3.0	6,070	463	13.1	49,900	33,921	1.5	6,200	1,370	4.5
18	Rangamati RWH	111,600	46,675	2.4	66,240	35,346	1.9	550	103	5.3	17,500	3,297	5.3	250	235	1.1
19	Rangpur RWH	471,600	557,798	0.8	799,200	567,990	1.4	7,475	1,344	5.6	104,000	102,689	1.0	980	2,861	0.3
20	Sylhet RWH	644,400	585,282	1.1	956,160	356,189	2.7	4,750	747	6.4	134,400	49,002	2.7	1,800	2,023	0.9
21	Tangail RWH	374,400	324,665	1.2	570,240	253,625	2.2	2,700	381	7.1	52,000	24,607	2.1	3,516	803	4.4

6(b). Contraceptive Stock Status by Product at Upazila

SL	Warehouse Name	Upazila Name	Condom			Shukhi			IUD			Injectables			Implant		
			CBL	AMD	MOS	CBL	AMD	MOS	CBL	AMD	MOS	CBL	AMD	MOS	CBL	AMD	MOS
1	Bandarban RWH	Alikadam	28,400	10,263	2.8	5,322	2,581	2.1	50	9	5.6	2,871	453	6.3	50	54	0.9
2	Bandarban RWH	Bandarban Sadar	10,300	4,122	2.5	7,910	3,762	2.1	45	23	2.0	2,137	605	3.5	45	58	0.8
3	Bandarban RWH	Lama	12,996	5,976	2.2	9,435	4,714	2.0	35	41	0.9	2,092	727	2.9	22	55	0.4
4	Bandarban RWH	Naikhongchhari	12,900	8,847	1.5	7,035	3,994	1.8	30	10	3.0	601	733	0.8	135	11	12.3
5	Bandarban RWH	Rowangchhari	9,600	2,146	4.5	3,240	2,070	1.6	24	5	4.8	770	142	5.4	34	27	1.3
6	Bandarban RWH	Ruma	8,888	5,451	1.6	4,401	1,500	2.9	22	7	3.1	892	114	7.8	45	11	4.1
7	Bandarban RWH	Thanchi	12,060	2,467	4.9	8,310	1,595	5.2	50	11	4.5	616	152	4.1	70	22	3.2
8	Bhola RWH	Bhola Sadar	25,260	12,033	2.1	20,745	9,177	2.3	225	74	3.0	10,238	4,955	2.1	119	126	0.9
9	Bhola RWH	Burhanuddin	12,046	4,505	2.7	15,450	7,554	2.0	60	23	2.6	3,432	1,510	2.3	22	55	0.4
10	Bhola RWH	Char Fasson	39,600	20,794	1.9	34,230	16,126	2.1	128	28	4.6	17,226	8,525	2.0	216	107	2.0
11	Bhola RWH	Daulat Khan	12,200	6,106	2.0	16,990	6,906	2.5	40	9	4.4	9,100	3,934	2.3	122	27	4.5
12	Bhola RWH	Hizla	15,700	7,565	2.1	10,755	5,133	2.1	28	15	1.9	3,157	1,431	2.2	102	21	4.9
13	Bhola RWH	Lalmohan	37,710	16,941	2.2	23,925	12,226	2.0	45	22	2.0	12,489	6,414	1.9	132	72	1.8
14	Bhola RWH	Manpura	8,500	3,860	2.2	6,247	2,369	2.6	24	5	4.8	4,895	1,972	2.5	11	30	0.4
15	Bhola RWH	Mehendiganj	29,600	13,766	2.2	23,535	10,413	2.3	85	30	2.8	9,244	4,615	2.0	122	15	8.1
16	Bhola RWH	Muladi	13,200	8,165	1.6	12,360	6,939	1.8	41	12	3.4	3,834	1,711	2.2	72	29	2.5
17	Bhola RWH	Tazumuddin	10,976	6,569	1.7	11,310	4,931	2.3	65	8	8.1	6,080	2,998	2.0	72	34	2.1
18	Bogura RWH	Adamdighi	33,000	10,390	3.2	23,010	5,957	3.9	99	27	3.7	1,255	300	4.2	0	52	0.0
19	Bogura RWH	Akkelpur	25,600	5,491	4.7	17,235	5,513	3.1	37	9	4.1	1,544	417	3.7	200	68	2.9
20	Bogura RWH	Atrai	39,400	12,730	3.1	26,200	11,343	2.3	188	8	23.5	1,084	465	2.3	5	49	0.1
21	Bogura RWH	Badalgachhi	56,132	15,623	3.6	21,930	13,083	1.7	45	10	4.5	5,664	1,737	3.3	100	45	2.2
22	Bogura RWH	Bogura Sadar	68,340	67,991	1.0	29,735	13,116	2.3	29	73	0.4	4,747	2,464	1.9	64	205	0.3
23	Bogura RWH	Dhamoirhat	40,200	10,307	3.9	38,505	8,816	4.4	67	15	4.5	3,682	1,031	3.6	50	24	2.1
24	Bogura RWH	Dhunat	78,300	31,901	2.5	41,000	18,871	2.2	36	17	2.1	4,421	2,004	2.2	0	103	0.0
25	Bogura RWH	Dhupchanchia	29,800	8,934	3.3	21,990	7,836	2.8	53	15	3.5	1,801	814	2.2	144	121	1.2

SL	Warehouse Name	Upazila Name	Condom			Shukhi			IUD			Injectables			Implant		
			CBL	AMD	MOS	CBL	AMD	MOS	CBL	AMD	MOS	CBL	AMD	MOS	CBL	AMD	MOS
26	Bogura RWH	Gabtali	106,008	39,101	2.7	34,215	15,240	2.2	47	15	3.1	5,842	2,571	2.3	0	98	0.0
27	Bogura RWH	Ghoraghat	32,068	5,615	5.7	18,540	5,941	3.1	57	17	3.4	1,509	367	4.1	10	66	0.2
28	Bogura RWH	Hakimpur	14,400	6,525	2.2	18,051	3,574	5.1	96	9	10.7	1,491	205	7.3	100	41	2.4
29	Bogura RWH	Joypurhat Sadar	45,700	21,653	2.1	25,905	11,540	2.2	205	37	5.5	2,800	987	2.8	572	187	3.1
30	Bogura RWH	Kahaloo	41,328	17,727	2.3	25,140	10,697	2.4	142	27	5.3	1,888	929	2.0	200	128	1.6
31	Bogura RWH	Kalai	17,864	7,389	2.4	17,505	8,287	2.1	68	12	5.7	1,285	495	2.6	0	60	0.0
32	Bogura RWH	Khetlal	22,700	8,373	2.7	11,385	4,749	2.4	25	10	2.5	686	255	2.7	100	52	1.9
33	Bogura RWH	Mahadebpur	64,744	15,168	4.3	36,885	14,749	2.5	83	13	6.4	3,612	873	4.1	20	62	0.3
34	Bogura RWH	Manda	102,000	23,347	4.4	98,640	29,750	3.3	53	62	0.9	6,255	2,000	3.1	60	80	0.8
35	Bogura RWH	Nandigram	23,900	10,022	2.4	24,810	11,506	2.2	35	4	8.8	700	406	1.7	150	42	3.6
36	Bogura RWH	Naogaon Sadar	83,300	23,784	3.5	45,150	16,755	2.7	200	21	9.5	6,346	1,436	4.4	76	88	0.9
37	Bogura RWH	Niamatpur	66,932	19,280	3.5	53,400	15,626	3.4	58	16	3.6	4,747	932	5.1	50	60	0.8
38	Bogura RWH	Panchbibi	42,649	14,644	2.9	23,763	9,210	2.6	70	9	7.8	1,978	724	2.7	402	105	3.8
39	Bogura RWH	Patnitala	33,900	13,252	2.6	24,287	9,810	2.5	76	14	5.4	1,105	562	2.0	122	59	2.1
40	Bogura RWH	Porsha	30,096	10,508	2.9	20,550	9,078	2.3	43	12	3.6	1,174	496	2.4	50	28	1.8
41	Bogura RWH	Raninagar	18,308	13,155	1.4	12,510	11,545	1.1	98	8	12.3	550	474	1.2	100	29	3.4
42	Bogura RWH	Sapahar	24,662	10,738	2.3	22,742	9,817	2.3	53	10	5.3	1,546	1,005	1.5	72	32	2.3
43	Bogura RWH	Sariakandi	44,464	13,550	3.3	22,815	8,409	2.7	135	26	5.2	2,473	1,155	2.1	300	132	2.3
44	Bogura RWH	Shajahanpur	171,654	46,644	3.7	66,665	17,212	3.9	92	26	3.5	4,822	1,122	4.3	316	111	2.8
45	Bogura RWH	Sherpur	67,800	33,180	2.0	38,715	18,482	2.1	44	20	2.2	3,407	1,722	2.0	200	94	2.1
46	Bogura RWH	Shibganj	35,000	23,809	1.5	19,320	19,766	1.0	36	11	3.3	7,200	3,511	2.1	0	87	0.0
47	Bogura RWH	Sonatola	23,680	21,099	1.1	10,200	15,522	0.7	110	44	2.5	1,847	1,180	1.6	0	95	0.0
48	Chattogram RWH	Anowara	31,500	11,698	2.7	23,700	10,674	2.2	80	31	2.6	2,167	1,003	2.2	300	42	7.1
49	Chattogram RWH	Banshkhali	41,388	15,483	2.7	24,585	12,260	2.0	109	36	3.0	4,714	2,287	2.1	2	174	0.0
50	Chattogram RWH	Boalkhali	23,428	8,993	2.6	18,974	9,540	2.0	97	32	3.0	1,092	517	2.1	72	39	1.8

SL	Warehouse Name	Upazila Name	Condom			Shukhi			IUD			Injectables			Implant		
			CBL	AMD	MOS	CBL	AMD	MOS	CBL	AMD	MOS	CBL	AMD	MOS	CBL	AMD	MOS
51	Chattogram RWH	Chakaria	42,648	17,824	2.4	29,950	14,326	2.1	143	59	2.4	7,347	3,571	2.1	242	91	2.7
52	Chattogram RWH	Chandanaish	27,000	9,146	3.0	11,220	7,487	1.5	87	39	2.2	1,805	868	2.1	60	45	1.3
53	Chattogram RWH	Cox's Bazar Sadar	67,960	30,746	2.2	39,000	17,834	2.2	278	40	7.0	6,186	3,124	2.0	855	96	8.9
54	Chattogram RWH	Dighinala	21,744	8,305	2.6	16,245	8,234	2.0	125	21	6.0	1,885	980	1.9	50	43	1.2
55	Chattogram RWH	Double Mooring	107,388	60,201	1.8	20,385	13,218	1.5	500	219	2.3	6,856	4,302	1.6	380	211	1.8
56	Chattogram RWH	Fatikchhari	56,400	24,558	2.3	28,865	16,863	1.7	78	33	2.4	4,721	2,372	2.0	400	153	2.6
57	Chattogram RWH	Hathazari	69,285	32,316	2.1	32,035	16,467	1.9	46	35	1.3	2,335	1,257	1.9	250	56	4.5
58	Chattogram RWH	Khagrachhari Sadar	17,708	5,958	3.0	12,875	5,917	2.2	100	53	1.9	1,623	749	2.2	110	23	4.8
59	Chattogram RWH	Kutubdia	26,472	2,868	9.2	15,450	3,656	4.2	158	17	9.3	4,535	1,154	3.9	0	128	0.0
60	Chattogram RWH	Lakshmichhari	5,904	2,064	2.9	6,015	2,665	2.3	41	10	4.1	281	101	2.8	15	16	0.9
61	Chattogram RWH	Lohagara	24,034	7,449	3.2	17,625	8,106	2.2	79	19	4.2	2,846	1,384	2.1	150	24	6.3
62	Chattogram RWH	Mahalchhari	11,216	3,488	3.2	8,475	4,287	2.0	100	8	12.5	652	328	2.0	72	27	2.7
63	Chattogram RWH	Maheshkhali	21,828	8,062	2.7	30,830	16,204	1.9	91	33	2.8	5,798	2,908	2.0	228	55	4.1
64	Chattogram RWH	Manikchhari	7,400	1,382	5.4	5,160	1,889	2.7	80	3	26.7	1,159	553	2.1	190	15	12.7
65	Chattogram RWH	Matiranga	25,100	7,909	3.2	15,085	7,365	2.0	30	22	1.4	1,721	905	1.9	102	81	1.3
66	Chattogram RWH	Mirsharai	57,576	15,041	3.8	59,869	14,329	4.2	101	62	1.6	7,086	2,248	3.2	200	75	2.7
67	Chattogram RWH	Panchhari	7,300	3,588	2.0	5,865	4,346	1.3	52	12	4.3	453	215	2.1	250	53	4.7
68	Chattogram RWH	Panchlaish	76,576	46,606	1.6	20,655	9,859	2.1	301	147	2.0	7,203	3,294	2.2	189	119	1.6
69	Chattogram RWH	Patiya	46,500	22,344	2.1	35,835	18,963	1.9	280	154	1.8	4,420	2,168	2.0	300	122	2.5
70	Chattogram RWH	Pekua	8,400	7,248	1.2	5,355	6,731	0.8	45	14	3.2	2,080	2,226	0.9	100	62	1.6
71	Chattogram RWH	Ramgarh	18,016	3,931	4.6	6,435	4,603	1.4	41	5	8.2	514	251	2.0	61	23	2.7
72	Chattogram RWH	Ramu	28,704	8,721	3.3	14,835	6,786	2.2	100	32	3.1	4,642	2,304	2.0	200	78	2.6
73	Chattogram RWH	Rangunia	55,876	21,999	2.5	27,450	13,310	2.1	172	70	2.5	3,346	1,664	2.0	100	56	1.8
74	Chattogram RWH	Raozan	42,672	18,335	2.3	24,540	12,171	2.0	128	58	2.2	2,694	1,369	2.0	450	123	3.7
75	Chattogram RWH	Sandwip	14,674	8,901	1.6	22,305	10,915	2.0	139	38	3.7	8,229	1,103	7.5	100	71	1.4

SL	Warehouse Name	Upazila Name	Condom			Shukhi			IUD			Injectables			Implant		
			CBL	AMD	MOS	CBL	AMD	MOS	CBL	AMD	MOS	CBL	AMD	MOS	CBL	AMD	MOS
76	Chattogram RWH	Satkania	33,604	13,554	2.5	21,090	10,092	2.1	57	27	2.1	1,877	876	2.1	150	72	2.1
77	Chattogram RWH	Sitakunda	38,680	20,269	1.9	28,185	13,301	2.1	137	68	2.0	3,808	1,812	2.1	100	70	1.4
78	Chattogram RWH	Teknaf	58,984	30,637	1.9	26,045	13,549	1.9	165	43	3.8	8,396	4,486	1.9	316	73	4.3
79	Chattogram RWH	Ukhia	74,752	24,668	3.0	13,615	5,524	2.5	87	24	3.6	3,234	1,534	2.1	300	197	1.5
80	Cumilla RWH	Akhaura	63,160	6,637	9.5	43,896	5,092	8.6	183	11	16.6	3,041	714	4.3	60	27	2.2
81	Cumilla RWH	Ashuganj	44,292	15,556	2.8	20,245	6,727	3.0	236	18	13.1	6,301	858	7.3	150	38	3.9
82	Cumilla RWH	Banchhampur	89,400	16,804	5.3	42,255	9,497	4.4	13	23	0.6	6,484	2,305	2.8	350	136	2.6
83	Cumilla RWH	Barura	64,632	19,621	3.3	15,110	17,525	0.9	86	48	1.8	2,065	3,048	0.7	105	47	2.2
84	Cumilla RWH	Bijoyagar	34,908	15,454	2.3	33,406	9,788	3.4	179	17	10.5	2,296	1,631	1.4	400	40	10.0
85	Cumilla RWH	Brahman Para	50,700	6,989	7.3	28,270	7,697	3.7	102	24	4.3	2,401	717	3.3	150	37	4.1
86	Cumilla RWH	Brahmanbaria Sadar	177,120	23,573	7.5	108,765	9,803	11.1	311	51	6.1	4,286	2,290	1.9	60	101	0.6
87	Cumilla RWH	Burichang	89,600	25,585	3.5	41,385	13,923	3.0	157	58	2.7	4,137	1,897	2.2	250	82	3.0
88	Cumilla RWH	Chandina	126,684	17,516	7.2	43,715	14,537	3.0	179	42	4.3	3,129	2,617	1.2	128	39	3.3
89	Cumilla RWH	Chandpur Sadar	69,900	15,113	4.6	41,485	12,972	3.2	240	91	2.6	6,932	2,515	2.8	310	103	3.0
90	Cumilla RWH	Chaudagram	54,288	17,205	3.2	39,945	13,810	2.9	528	29	18.2	2,914	3,365	0.9	150	35	4.3
91	Cumilla RWH	Cumilla Adarsha Sadar	76,000	37,327	2.0	32,505	16,756	1.9	411	108	3.8	5,945	3,058	1.9	302	150	2.0
92	Cumilla RWH	Cumilla Sadar Dakshin	89,700	17,147	5.2	31,680	15,111	2.1	200	45	4.4	3,451	2,753	1.3	140	53	2.6
93	Cumilla RWH	Daudkandi	128,500	11,196	11.5	54,000	8,766	6.2	137	59	2.3	2,718	1,680	1.6	0	30	0.0
94	Cumilla RWH	Debidwar	161,400	18,999	8.5	39,440	14,126	2.8	104	114	0.9	4,223	2,909	1.5	200	52	3.8
95	Cumilla RWH	Faridganj	131,700	12,370	10.6	71,640	10,116	7.1	285	44	6.5	5,295	2,636	2.0	250	139	1.8
96	Cumilla RWH	Haim Char	34,200	2,666	12.8	24,405	3,658	6.7	63	7	9.0	2,729	473	5.8	50	23	2.2
97	Cumilla RWH	Hajiganj	87,100	7,665	11.4	66,735	10,028	6.7	234	38	6.2	5,484	2,001	2.7	150	70	2.1
98	Cumilla RWH	Homna	142,820	14,648	9.8	62,670	7,151	8.8	303	34	8.9	4,236	1,263	3.4	322	24	13.4
99	Cumilla RWH	Kachua	163,312	14,663	11.1	63,555	12,218	5.2	233	47	5.0	1,361	3,520	0.4	100	47	2.1
100	Cumilla RWH	Kasba	132,100	21,231	6.2	49,305	12,858	3.8	136	22	6.2	3,259	1,180	2.8	200	56	3.6

SL	Warehouse Name	Upazila Name	Condom			Shukhi			IUD			Injectables			Implant		
			CBL	AMD	MOS	CBL	AMD	MOS	CBL	AMD	MOS	CBL	AMD	MOS	CBL	AMD	MOS
101	Cumilla RWH	Laksam	79,600	11,826	6.7	38,490	8,473	4.5	63	44	1.4	2,571	1,724	1.5	60	39	1.5
102	Cumilla RWH	Manoharganj	96,200	10,157	9.5	32,040	7,948	4.0	61	14	4.4	3,460	1,204	2.9	50	37	1.4
103	Cumilla RWH	Matlab Dakshin	120,200	12,712	9.5	63,252	6,553	9.7	229	36	6.4	3,534	1,796	2.0	115	33	3.5
104	Cumilla RWH	Matlab Uttar	113,800	16,166	7.0	52,435	11,251	4.7	114	41	2.8	4,293	1,546	2.8	50	63	0.8
105	Cumilla RWH	Meghna	68,552	5,550	12.4	44,490	4,019	11.1	39	13	3.0	2,294	841	2.7	150	60	2.5
106	Cumilla RWH	Muradnagar	122,400	38,012	3.2	31,365	16,942	1.9	258	82	3.1	3,409	3,088	1.1	0	66	0.0
107	Cumilla RWH	Nabinagar	183,560	24,101	7.6	73,860	13,219	5.6	152	12	12.7	4,096	1,934	2.1	200	76	2.6
108	Cumilla RWH	Nangalkot	95,200	22,086	4.3	40,170	10,384	3.9	166	38	4.4	5,249	2,490	2.1	150	67	2.2
109	Cumilla RWH	Nasirnagar	99,756	13,246	7.5	30,015	10,338	2.9	260	26	10.0	2,666	1,215	2.2	200	56	3.6
110	Cumilla RWH	Sarail	70,200	18,495	3.8	50,115	10,109	5.0	125	21	6.0	3,351	1,746	1.9	250	81	3.1
111	Cumilla RWH	Shahrasti	42,728	4,156	10.3	39,045	6,178	6.3	99	18	5.5	3,526	1,984	1.8	100	51	2.0
112	Cumilla RWH	Titas	98,868	10,591	9.3	54,315	4,577	11.9	106	47	2.3	3,050	1,259	2.4	139	34	4.1
113	Dhaka CWH	Araihazar	48,000	13,451	3.6	36,675	19,156	1.9	115	33	3.5	4,330	2,188	2.0	0	76	0.0
114	Dhaka CWH	Bandar	89,164	42,796	2.1	39,640	16,983	2.3	75	27	2.8	4,056	2,176	1.9	0	59	0.0
115	Dhaka CWH	Belabo	25,944	12,410	2.1	19,635	9,665	2.0	91	13	7.0	2,093	1,040	2.0	0	57	0.0
116	Dhaka CWH	Daulatpur	26,716	11,879	2.2	20,055	8,879	2.3	61	5	12.2	1,940	901	2.2	20	62	0.3
117	Dhaka CWH	Dhamrai	36,400	27,830	1.3	45,661	23,358	2.0	253	111	2.3	3,287	1,562	2.1	172	54	3.2
118	Dhaka CWH	Dohar	25,740	13,588	1.9	15,678	7,605	2.1	44	19	2.3	1,231	605	2.0	100	39	2.6
119	Dhaka CWH	Gazaria	19,856	8,078	2.5	2,820	7,479	0.4	50	9	5.6	1,157	540	2.1	131	20	6.6
120	Dhaka CWH	Gazipur Sadar	100,292	48,572	2.1	42,720	20,841	2.0	127	37	3.4	4,587	2,043	2.2	0	63	0.0
121	Dhaka CWH	Ghior	44,244	20,586	2.1	20,835	9,709	2.1	21	9	2.3	2,285	1,024	2.2	200	25	8.0
122	Dhaka CWH	Harirampur	33,388	17,069	2.0	13,260	6,026	2.2	99	10	9.9	869	416	2.1	90	42	2.1
123	Dhaka CWH	Kaliakair	51,492	24,531	2.1	32,090	18,562	1.7	100	19	5.3	1,390	747	1.9	0	54	0.0
124	Dhaka CWH	Kaliganj	71,780	26,926	2.7	44,955	14,083	3.2	153	15	10.2	2,404	1,245	1.9	150	24	6.3
125	Dhaka CWH	Kapasia	44,496	18,206	2.4	23,940	11,446	2.1	114	9	12.7	1,373	663	2.1	100	39	2.6

SL	Warehouse Name	Upazila Name	Condom			Shukhi			IUD			Injectables			Implant		
			CBL	AMD	MOS	CBL	AMD	MOS	CBL	AMD	MOS	CBL	AMD	MOS	CBL	AMD	MOS
126	Dhaka CWH	Keraniganj	73,268	47,741	1.5	40,395	26,071	1.5	236	72	3.3	6,475	2,985	2.2	216	105	2.1
127	Dhaka CWH	Lohajang	29,828	13,872	2.2	13,230	7,756	1.7	61	16	3.8	2,073	937	2.2	100	43	2.3
128	Dhaka CWH	Manikganj Sadar	78,000	41,233	1.9	30,480	16,266	1.9	105	30	3.5	3,910	1,892	2.1	152	98	1.6
129	Dhaka CWH	Manohardi	49,572	24,297	2.0	49,470	10,825	4.6	74	34	2.2	4,237	2,139	2.0	0	44	0.0
130	Dhaka CWH	Mirpur	212,300	148,508	1.4	85,515	34,786	2.5	510	243	2.1	25,733	10,210	2.5	300	287	1.0
131	Dhaka CWH	Munshiganj Sadar	52,682	28,385	1.9	34,662	17,528	2.0	101	24	4.2	3,256	1,623	2.0	0	54	0.0
132	Dhaka CWH	Narayanganj Sadar	162,164	88,796	1.8	78,570	48,645	1.6	206	78	2.6	14,822	8,526	1.7	190	155	1.2
133	Dhaka CWH	Narsingdi Sadar	118,011	60,558	1.9	70,153	51,935	1.4	267	95	2.8	15,243	8,631	1.8	0	105	0.0
134	Dhaka CWH	Nawabganj	46,400	23,369	2.0	26,436	12,419	2.1	52	18	2.9	1,778	918	1.9	200	33	6.1
135	Dhaka CWH	Palash	30,176	10,959	2.8	22,185	10,678	2.1	115	17	6.8	2,245	1,213	1.9	100	43	2.3
136	Dhaka CWH	Roypura	106,208	52,733	2.0	44,150	21,630	2.0	199	72	2.8	14,548	8,061	1.8	200	42	4.8
137	Dhaka CWH	Rupganj	95,524	38,937	2.5	64,855	32,326	2.0	89	37	2.4	6,147	3,126	2.0	0	70	0.0
138	Dhaka CWH	Saturia	14,900	10,071	1.5	16,080	7,937	2.0	89	20	4.5	1,454	719	2.0	100	48	2.1
139	Dhaka CWH	Savar	107,900	78,263	1.4	70,651	29,847	2.4	217	103	2.1	8,477	3,950	2.1	100	106	0.9
140	Dhaka CWH	Serajdikhan	45,560	19,961	2.3	32,955	17,895	1.8	136	25	5.4	2,931	1,478	2.0	100	35	2.9
141	Dhaka CWH	Shibalaya	29,700	17,363	1.7	18,870	7,988	2.4	76	9	8.4	2,795	1,453	1.9	150	59	2.5
142	Dhaka CWH	Shibpur	47,812	21,304	2.2	28,858	14,411	2.0	132	22	6.0	4,023	1,853	2.2	0	50	0.0
143	Dhaka CWH	Singair	48,656	26,510	1.8	25,405	13,807	1.8	27	12	2.3	1,808	884	2.0	50	51	1.0
144	Dhaka CWH	Sonargaon	73,888	30,514	2.4	43,500	21,201	2.1	74	46	1.6	5,972	2,874	2.1	50	68	0.7
145	Dhaka CWH	Sreenagar	110,956	35,968	3.1	47,945	17,882	2.7	62	23	2.7	5,279	1,707	3.1	400	40	10.0
146	Dhaka CWH	Sreepur	67,260	31,441	2.1	30,285	21,128	1.4	30	18	1.7	3,524	1,898	1.9	100	84	1.2
147	Dhaka CWH	Tejgaon	577,800	254,277	2.3	759,600	117,421	6.5	795	418	1.9	33,375	16,892	2.0	258	373	0.7
148	Dhaka CWH	Tongi	77,440	30,569	2.5	24,330	9,637	2.5	215	57	3.8	4,179	1,331	3.1	380	89	4.3
149	Dhaka CWH	Tongibari	25,012	11,649	2.1	18,300	9,184	2.0	24	5	4.8	861	443	1.9	400	21	19.0
150	Dinajpur RWH	Atwari	23,200	5,743	4.0	37,502	9,061	4.1	103	9	11.4	2,596	1,056	2.5	100	26	3.8

SL	Warehouse Name	Upazila Name	Condom			Shukhi			IUD			Injectables			Implant		
			CBL	AMD	MOS	CBL	AMD	MOS	CBL	AMD	MOS	CBL	AMD	MOS	CBL	AMD	MOS
151	Dinajpur RWH	Baliadangi	24,800	5,018	4.9	50,790	8,397	6.0	37	9	4.1	4,429	1,924	2.3	0	25	0.0
152	Dinajpur RWH	Biral	19,326	7,624	2.5	65,505	9,721	6.7	45	19	2.4	2,315	763	3.0	210	98	2.1
153	Dinajpur RWH	Birampur	10,500	5,542	1.9	53,370	5,495	9.7	61	10	6.1	1,240	302	4.1	0	55	0.0
154	Dinajpur RWH	Birganj	21,984	10,515	2.1	57,690	18,752	3.1	125	29	4.3	3,963	1,711	2.3	0	196	0.0
155	Dinajpur RWH	Bochaganj	19,426	6,105	3.2	31,005	8,661	3.6	3	24	0.1	1,495	587	2.5	200	113	1.8
156	Dinajpur RWH	Boda	21,800	9,899	2.2	32,355	16,970	1.9	74	16	4.6	5,339	2,592	2.1	0	93	0.0
157	Dinajpur RWH	Chirirbandar	21,160	7,696	2.7	29,115	14,209	2.0	62	18	3.4	2,531	1,156	2.2	0	138	0.0
158	Dinajpur RWH	Debiganj	36,600	11,192	3.3	43,860	21,902	2.0	97	18	5.4	7,748	3,725	2.1	0	67	0.0
159	Dinajpur RWH	Dinajpur Sadar	55,100	25,796	2.1	52,500	19,999	2.6	186	46	4.0	6,400	2,806	2.3	50	255	0.2
160	Dinajpur RWH	Fulbari	14,696	5,611	2.6	45,780	5,302	8.6	68	12	5.7	1,732	228	7.6	0	56	0.0
161	Dinajpur RWH	Haripur	16,500	9,439	1.7	35,655	9,596	3.7	20	7	2.9	2,882	1,399	2.1	0	22	0.0
162	Dinajpur RWH	Kaharole	15,500	3,819	4.1	26,135	8,961	2.9	94	14	6.7	1,718	625	2.7	0	116	0.0
163	Dinajpur RWH	Khansama	24,552	4,221	5.8	41,868	11,769	3.6	69	15	4.6	2,345	1,134	2.1	200	112	1.8
164	Dinajpur RWH	Nawabganj	20,400	9,190	2.2	36,195	11,381	3.2	58	7	8.3	2,745	1,201	2.3	0	72	0.0
165	Dinajpur RWH	Panchagarh Sadar	17,756	9,846	1.8	21,537	13,544	1.6	81	15	5.4	4,167	2,100	2.0	0	74	0.0
166	Dinajpur RWH	Parbatipur	45,780	19,813	2.3	28,298	15,198	1.9	112	47	2.4	5,396	2,456	2.2	200	146	1.4
167	Dinajpur RWH	Pirganj	19,300	9,577	2.0	50,490	12,235	4.1	63	18	3.5	4,812	3,159	1.5	100	61	1.6
168	Dinajpur RWH	Ranisankail	9,720	4,534	2.1	48,885	12,871	3.8	28	9	3.1	2,681	1,078	2.5	0	49	0.0
169	Dinajpur RWH	Tentulia	18,820	7,209	2.6	12,360	8,009	1.5	64	13	4.9	1,647	728	2.3	50	18	2.8
170	Dinajpur RWH	Thakurgaon Sadar	49,600	21,585	2.3	70,920	27,690	2.6	105	41	2.6	12,300	5,597	2.2	0	164	0.0
171	Faridpur RWH	Agailjhara	25,030	6,807	3.7	21,532	6,868	3.1	102	15	6.8	2,423	646	3.8	150	49	3.1
172	Faridpur RWH	Alfadanga	76,800	18,893	4.1	8,895	4,297	2.1	18	9	2.0	1,661	602	2.8	100	44	2.3
173	Faridpur RWH	Babuganj	24,500	5,827	4.2	21,915	6,364	3.4	73	23	3.2	2,304	616	3.7	0	34	0.0
174	Faridpur RWH	Baliakandi	62,166	24,376	2.6	27,648	12,062	2.3	176	29	6.1	4,354	1,293	3.4	272	53	5.1
175	Faridpur RWH	Banari Para	23,568	6,040	3.9	39,825	6,686	6.0	71	9	7.9	2,351	580	4.1	172	48	3.6

SL	Warehouse Name	Upazila Name	Condom			Shukhi			IUD			Injectables			Implant		
			CBL	AMD	MOS	CBL	AMD	MOS	CBL	AMD	MOS	CBL	AMD	MOS	CBL	AMD	MOS
176	Faridpur RWH	Barishal Sadar (kotwali)	86,400	28,468	3.0	69,210	14,934	4.6	198	72	2.8	9,312	3,332	2.8	435	139	3.1
177	Faridpur RWH	Bhanga	61,200	26,422	2.3	30,487	14,197	2.1	146	75	1.9	2,657	811	3.3	522	95	5.5
178	Faridpur RWH	Bhedarganj	45,400	12,481	3.6	29,370	7,807	3.8	17	21	0.8	7,040	1,699	4.1	344	59	5.8
179	Faridpur RWH	Boalmari	81,444	19,391	4.2	41,925	12,399	3.4	35	19	1.8	3,127	1,409	2.2	0	76	0.0
180	Faridpur RWH	Char Bhadrasan	21,744	5,682	3.8	5,289	1,220	4.3	90	13	6.9	1,415	163	8.7	122	25	4.9
181	Faridpur RWH	Damudya	20,700	5,534	3.7	15,720	3,533	4.4	87	12	7.3	2,313	363	6.4	100	11	9.1
182	Faridpur RWH	Faridpur Sadar	98,120	50,304	2.0	38,415	14,534	2.6	161	61	2.6	6,481	3,028	2.1	175	166	1.1
183	Faridpur RWH	Gaurnadi	30,000	9,084	3.3	35,820	10,065	3.6	76	16	4.8	3,913	1,121	3.5	0	35	0.0
184	Faridpur RWH	Goalanda	146,520	36,309	4.0	25,830	5,582	4.6	98	8	12.3	4,427	1,238	3.6	150	65	2.3
185	Faridpur RWH	Gopalganj Sadar	100,859	33,198	3.0	44,137	14,585	3.0	170	40	4.3	4,748	1,207	3.9	500	93	5.4
186	Faridpur RWH	Gosairhat	40,204	11,173	3.6	26,150	6,171	4.2	184	40	4.6	4,093	1,066	3.8	100	14	7.1
187	Faridpur RWH	Jhalokati Sadar	24,200	9,282	2.6	14,250	7,157	2.0	62	21	3.0	3,292	867	3.8	372	89	4.2
188	Faridpur RWH	Kalkini	43,500	15,940	2.7	27,765	10,482	2.6	64	23	2.8	2,377	1,243	1.9	222	91	2.4
189	Faridpur RWH	Kashiani	84,700	26,827	3.2	32,255	14,017	2.3	34	10	3.4	4,022	1,179	3.4	152	48	3.2
190	Faridpur RWH	Kotalipara	33,800	11,362	3.0	38,070	15,156	2.5	40	6	6.7	2,070	687	3.0	20	75	0.3
191	Faridpur RWH	Madaripur Sadar	64,268	22,033	2.9	28,225	15,725	1.8	270	83	3.3	11,241	4,634	2.4	322	98	3.3
192	Faridpur RWH	Madhukhali	48,104	15,253	3.2	35,385	12,497	2.8	119	43	2.8	4,223	1,336	3.2	250	89	2.8
193	Faridpur RWH	Muksudpur	98,695	29,104	3.4	36,196	21,199	1.7	98	26	3.8	4,567	1,835	2.5	100	65	1.5
194	Faridpur RWH	Nagarkanda	40,200	14,792	2.7	36,720	9,435	3.9	173	40	4.3	1,880	587	3.2	150	64	2.3
195	Faridpur RWH	Naria	33,756	11,559	2.9	19,305	8,501	2.3	57	17	3.4	2,800	830	3.4	273	40	6.8
196	Faridpur RWH	Nesarabad (swarupkati)	52,600	17,654	3.0	36,210	12,494	2.9	205	21	9.8	3,460	1,174	2.9	450	85	5.3
197	Faridpur RWH	Pangsha	104,488	40,758	2.6	40,560	18,868	2.1	139	25	5.6	6,381	2,291	2.8	738	135	5.5
198	Faridpur RWH	Rajbari Sadar	115,460	54,069	2.1	41,430	14,039	3.0	418	104	4.0	6,311	2,444	2.6	730	198	3.7
199	Faridpur RWH	Rajoir	61,100	13,547	4.5	55,731	10,721	5.2	46	13	3.5	3,601	1,359	2.6	200	47	4.3
200	Faridpur RWH	Sadarpur	41,160	14,586	2.8	29,760	6,542	4.5	173	18	9.6	2,445	542	4.5	189	40	4.7

SL	Warehouse Name	Upazila Name	Condom			Shukhi			IUD			Injectables			Implant		
			CBL	AMD	MOS	CBL	AMD	MOS	CBL	AMD	MOS	CBL	AMD	MOS	CBL	AMD	MOS
201	Faridpur RWH	Saltha	45,624	11,620	3.9	34,245	7,436	4.6	71	21	3.4	2,740	619	4.4	0	29	0.0
202	Faridpur RWH	Shariatpur Sadar	26,600	10,501	2.5	20,535	7,139	2.9	129	46	2.8	2,779	793	3.5	0	57	0.0
203	Faridpur RWH	Shib Char	98,200	25,426	3.9	43,650	15,992	2.7	140	31	4.5	6,714	2,137	3.1	144	70	2.1
204	Faridpur RWH	Tungipara	36,300	10,895	3.3	18,135	6,691	2.7	91	9	10.1	1,951	528	3.7	216	43	5.0
205	Faridpur RWH	Wazirpur	39,168	10,839	3.6	36,210	11,522	3.1	45	16	2.8	3,213	865	3.7	172	82	2.1
206	Faridpur RWH	Zanjira	55,000	16,355	3.4	28,870	7,660	3.8	74	18	4.1	3,749	776	4.8	392	49	8.0
207	Jamalpur RWH	Bakshiganj	64,100	22,433	2.9	33,565	10,282	3.3	57	12	4.8	2,675	1,068	2.5	200	83	2.4
208	Jamalpur RWH	Char Rajibpur	48,000	20,436	2.3	15,600	6,198	2.5	26	2	13.0	3,757	1,426	2.6	62	23	2.7
209	Jamalpur RWH	Dewanganj	44,080	23,847	1.8	28,125	14,087	2.0	42	19	2.2	5,485	2,742	2.0	230	93	2.5
210	Jamalpur RWH	Islampur	50,800	28,689	1.8	45,094	22,223	2.0	110	50	2.2	3,215	1,615	2.0	100	84	1.2
211	Jamalpur RWH	Jamalpur Sadar	24,000	40,986	0.6	64,900	34,849	1.9	108	43	2.5	9,164	4,467	2.1	56	124	0.5
212	Jamalpur RWH	Jhenaigati	44,200	14,989	2.9	34,135	15,683	2.2	28	12	2.3	3,085	1,545	2.0	100	38	2.6
213	Jamalpur RWH	Madarganj	43,700	14,881	2.9	43,200	12,374	3.5	100	50	2.0	2,820	893	3.2	100	80	1.3
214	Jamalpur RWH	Melandaha	55,500	26,341	2.1	52,200	19,538	2.7	45	24	1.9	5,200	2,578	2.0	200	63	3.2
215	Jamalpur RWH	Nakla	49,692	11,497	4.3	47,185	11,801	4.0	49	18	2.7	2,390	1,328	1.8	1	72	0.0
216	Jamalpur RWH	Nalitabari	47,700	19,911	2.4	30,825	16,600	1.9	48	12	4.0	3,354	1,521	2.2	240	64	3.8
217	Jamalpur RWH	Raumari	41,500	20,440	2.0	20,550	10,640	1.9	33	12	2.8	3,694	1,960	1.9	150	28	5.4
218	Jamalpur RWH	Sarishabari	51,444	27,304	1.9	38,710	16,447	2.4	100	38	2.6	3,205	1,857	1.7	120	73	1.6
219	Jamalpur RWH	Sherpur Sadar	59,300	32,985	1.8	65,025	32,314	2.0	124	21	5.9	13,000	7,044	1.8	0	99	0.0
220	Jamalpur RWH	Sreebardi	41,316	15,970	2.6	36,585	13,597	2.7	14	5	2.8	2,727	1,104	2.5	100	83	1.2
221	Jashore RWH	Abhaynagar	60,900	21,291	2.9	25,770	8,745	2.9	171	19	9.0	5,945	2,135	2.8	72	57	1.3
222	Jashore RWH	Bagher Para	42,848	20,813	2.1	15,960	9,682	1.6	91	21	4.3	2,739	1,449	1.9	516	61	8.5
223	Jashore RWH	Chaugachha	44,400	21,080	2.1	16,800	7,739	2.2	84	20	4.2	2,220	1,001	2.2	349	48	7.3
224	Jashore RWH	Harinakunda	37,392	9,374	4.0	18,255	10,192	1.8	200	9	22.2	1,880	862	2.2	272	57	4.8
225	Jashore RWH	Jashore Sadar	112,600	85,100	1.3	33,420	37,466	0.9	62	61	1.0	11,990	7,186	1.7	382	158	2.4

SL	Warehouse Name	Upazila Name	Condom			Shukhi			IUD			Injectables			Implant		
			CBL	AMD	MOS	CBL	AMD	MOS	CBL	AMD	MOS	CBL	AMD	MOS	CBL	AMD	MOS
226	Jashore RWH	Jhenaidah Sadar	61,255	23,404	2.6	21,060	13,626	1.5	128	54	2.4	4,425	2,189	2.0	150	67	2.2
227	Jashore RWH	Jhikargachha	62,300	20,233	3.1	27,570	9,422	2.9	220	28	7.9	5,500	1,752	3.1	72	34	2.1
228	Jashore RWH	Kalia	38,200	19,199	2.0	17,970	8,860	2.0	24	7	3.4	1,734	674	2.6	738	18	41.0
229	Jashore RWH	Kaliganj	19,576	23,612	0.8	30,930	10,687	2.9	122	9	13.6	2,273	1,039	2.2	114	46	2.5
230	Jashore RWH	Keshabpur	39,000	15,218	2.6	17,205	9,003	1.9	71	13	5.5	3,202	1,764	1.8	154	53	2.9
231	Jashore RWH	Kotchandpur	25,400	8,842	2.9	10,305	4,739	2.2	110	6	18.3	1,700	666	2.6	444	31	14.3
232	Jashore RWH	Lohagara	48,128	18,513	2.6	14,085	8,506	1.7	100	18	5.6	3,120	1,348	2.3	872	27	32.3
233	Jashore RWH	Magura Sadar	66,276	28,683	2.3	17,670	16,220	1.1	204	50	4.1	6,684	3,012	2.2	100	115	0.9
234	Jashore RWH	Maheshpur	38,848	17,183	2.3	8,410	8,539	1.0	115	24	4.8	7,300	3,164	2.3	100	53	1.9
235	Jashore RWH	Manirampur	67,300	28,576	2.4	32,925	16,140	2.0	110	16	6.9	11,616	5,768	2.0	444	81	5.5
236	Jashore RWH	Mohammadpur	18,332	7,270	2.5	16,099	7,623	2.1	118	13	9.1	1,721	812	2.1	100	33	3.0
237	Jashore RWH	Narail Sadar	64,260	29,133	2.2	17,250	13,191	1.3	190	16	11.9	4,774	1,911	2.5	122	52	2.3
238	Jashore RWH	Shailkupa	60,780	25,885	2.3	13,695	15,069	0.9	62	15	4.1	2,999	1,551	1.9	244	89	2.7
239	Jashore RWH	Shalikha	16,332	6,774	2.4	17,520	7,171	2.4	41	11	3.7	1,117	544	2.1	372	42	8.9
240	Jashore RWH	Sharsha	75,268	33,362	2.3	22,125	12,436	1.8	56	24	2.3	5,363	2,424	2.2	150	64	2.3
241	Jashore RWH	Sreepur	27,648	12,452	2.2	14,460	8,405	1.7	71	13	5.5	2,167	993	2.2	444	56	7.9
242	Khulna RWH	Assasuni	33,900	17,445	1.9	23,355	19,853	1.2	8	6	1.3	3,410	1,441	2.4	0	47	0.0
243	Khulna RWH	Bagerhat Sadar	54,752	20,538	2.7	35,355	13,211	2.7	34	10	3.4	4,029	1,280	3.1	172	68	2.5
244	Khulna RWH	Batiaghata	38,400	15,372	2.5	21,420	10,923	2.0	33	9	3.7	2,295	800	2.9	50	39	1.3
245	Khulna RWH	Bhandaria	34,600	11,586	3.0	17,640	6,982	2.5	149	18	8.3	2,835	1,016	2.8	150	40	3.8
246	Khulna RWH	Chitalmari	45,100	20,718	2.2	30,075	9,814	3.1	30	2	15.0	3,150	1,189	2.6	50	19	2.6
247	Khulna RWH	Dacope	40,856	9,349	4.4	27,705	8,130	3.4	37	7	5.3	2,157	584	3.7	302	76	4.0
248	Khulna RWH	Daulatpur	148,500	52,297	2.8	77,910	13,160	5.9	50	23	2.2	8,900	3,077	2.9	0	64	0.0
249	Khulna RWH	Debhata	31,368	12,236	2.6	16,065	6,631	2.4	48	5	9.6	2,045	468	4.4	80	18	4.4
250	Khulna RWH	Dumuria	105,526	29,102	3.6	79,290	18,240	4.3	82	49	1.7	5,674	2,239	2.5	100	180	0.6

SL	Warehouse Name	Upazila Name	Condom			Shukhi			IUD			Injectables			Implant		
			CBL	AMD	MOS	CBL	AMD	MOS	CBL	AMD	MOS	CBL	AMD	MOS	CBL	AMD	MOS
251	Khulna RWH	Fakirhat	38,360	9,358	4.1	31,800	5,411	5.9	31	5	6.2	1,913	569	3.4	100	30	3.3
252	Khulna RWH	Indurkani	19,400	4,107	4.7	16,380	4,306	3.8	31	8	3.9	1,304	537	2.4	152	35	4.3
253	Khulna RWH	Kachua	28,400	7,473	3.8	20,760	5,489	3.8	24	8	3.0	1,629	582	2.8	50	29	1.7
254	Khulna RWH	Kalaroa	71,120	26,397	2.7	37,365	8,728	4.3	32	6	5.3	3,245	1,203	2.7	20	32	0.6
255	Khulna RWH	Kaliganj	66,300	25,357	2.6	48,660	17,636	2.8	64	6	10.7	3,700	1,409	2.6	100	46	2.2
256	Khulna RWH	Kanthalia	26,397	4,305	6.1	21,990	4,459	4.9	14	5	2.8	2,251	757	3.0	50	22	2.3
257	Khulna RWH	Kawkhali	20,100	4,644	4.3	19,670	3,529	5.6	70	19	3.7	1,030	345	3.0	100	25	4.0
258	Khulna RWH	Khulna Sadar	141,700	100,102	1.4	47,595	27,706	1.7	339	251	1.4	13,688	6,133	2.2	136	60	2.3
259	Khulna RWH	Koyra	49,700	12,958	3.8	35,445	14,083	2.5	50	15	3.3	2,355	672	3.5	474	70	6.8
260	Khulna RWH	Mathbaria	93,300	15,821	5.9	85,380	16,454	5.2	86	25	3.4	4,339	1,752	2.5	97	45	2.2
261	Khulna RWH	Mollahat	39,576	10,399	3.8	33,315	9,116	3.7	69	8	8.6	1,640	482	3.4	0	30	0.0
262	Khulna RWH	Mongla	60,200	12,807	4.7	40,590	7,310	5.6	70	17	4.1	1,902	741	2.6	122	34	3.6
263	Khulna RWH	Morrelganj	99,620	18,201	5.5	64,590	21,817	3.0	115	64	1.8	5,462	1,981	2.8	72	72	1.0
264	Khulna RWH	Nazirpur	39,300	14,596	2.7	36,495	9,999	3.6	105	21	5.0	2,930	1,276	2.3	100	44	2.3
265	Khulna RWH	Paikgachha	37,200	13,606	2.7	30,300	15,300	2.0	28	11	2.5	1,945	991	2.0	0	68	0.0
266	Khulna RWH	Phultala	65,700	15,379	4.3	33,585	5,128	6.5	110	23	4.8	1,930	800	2.4	100	47	2.1
267	Khulna RWH	Pirojpur Sadar	26,524	8,721	3.0	28,335	7,383	3.8	107	37	2.9	2,690	902	3.0	50	62	0.8
268	Khulna RWH	Rajapur	28,900	7,162	4.0	17,565	4,336	4.1	44	5	8.8	1,708	616	2.8	50	13	3.8
269	Khulna RWH	Rampal	42,900	15,499	2.8	52,080	10,165	5.1	60	12	5.0	1,360	393	3.5	144	34	4.2
270	Khulna RWH	Rupsa	31,100	14,396	2.2	22,920	7,970	2.9	289	26	11.1	1,433	417	3.4	0	44	0.0
271	Khulna RWH	Sarankhola	38,200	12,462	3.1	28,760	7,548	3.8	60	5	12.0	2,945	1,311	2.2	50	29	1.7
272	Khulna RWH	Satkhira Sadar	103,500	45,843	2.3	41,725	18,362	2.3	117	24	4.9	8,196	3,890	2.1	122	69	1.8
273	Khulna RWH	Shyamnagar	46,228	17,662	2.6	51,525	18,207	2.8	47	8	5.9	3,275	832	3.9	50	58	0.9
274	Khulna RWH	Tala	42,672	18,425	2.3	23,910	14,362	1.7	121	46	2.6	4,352	2,091	2.1	0	54	0.0
275	Khulna RWH	Terokhada	42,600	16,356	2.6	27,240	7,961	3.4	45	10	4.5	1,502	363	4.1	50	31	1.6

SL	Warehouse Name	Upazila Name	Condom			Shukhi			IUD			Injectables			Implant		
			CBL	AMD	MOS	CBL	AMD	MOS	CBL	AMD	MOS	CBL	AMD	MOS	CBL	AMD	MOS
276	Kushtia RWH	Alamdanga	45,300	19,109	2.4	26,325	14,890	1.8	23	9	2.6	4,949	2,448	2.0	0	91	0.0
277	Kushtia RWH	Bheramara	56,300	22,282	2.5	17,685	8,372	2.1	10	10	1.0	4,354	1,663	2.6	10	32	0.3
278	Kushtia RWH	Chuadanga Sadar	64,620	30,284	2.1	24,495	11,650	2.1	64	31	2.1	7,024	3,159	2.2	200	46	4.3
279	Kushtia RWH	Damurhuda	40,692	19,125	2.1	21,735	10,773	2.0	30	10	3.0	6,872	3,508	2.0	0	67	0.0
280	Kushtia RWH	Daulatpur	76,200	39,635	1.9	42,405	21,729	2.0	36	3	12.0	6,688	3,637	1.8	50	25	2.0
281	Kushtia RWH	Gangni	57,512	26,257	2.2	25,920	11,232	2.3	51	10	5.1	10,361	4,340	2.4	52	19	2.7
282	Kushtia RWH	Jiban Nagar	19,700	8,557	2.3	15,480	7,726	2.0	51	21	2.4	3,335	1,754	1.9	100	71	1.4
283	Kushtia RWH	Khoksa	31,468	14,221	2.2	13,420	7,435	1.8	15	9	1.7	417	208	2.0	100	14	7.1
284	Kushtia RWH	Kumarkhali	55,200	26,867	2.1	23,923	13,032	1.8	55	13	4.2	4,908	2,348	2.1	100	79	1.3
285	Kushtia RWH	Kushtia Sadar	80,500	42,003	1.9	47,085	23,489	2.0	70	35	2.0	8,469	4,312	2.0	322	112	2.9
286	Kushtia RWH	Meherpur Sadar	52,276	24,569	2.1	16,035	7,832	2.0	19	12	1.6	5,197	2,660	2.0	180	22	8.2
287	Kushtia RWH	Mirpur	54,100	25,391	2.1	27,140	14,373	1.9	37	6	6.2	6,292	2,127	3.0	122	40	3.1
288	Kushtia RWH	Mujib Nagar	17,968	7,829	2.3	5,145	2,516	2.0	9	3	3.0	2,141	997	2.1	0	14	0.0
289	Mymensingh RWH	Atpara	8,200	7,318	1.1	17,335	7,975	2.2	112	3	37.3	1,617	693	2.3	72	63	1.1
290	Mymensingh RWH	Austagram	35,200	15,593	2.3	38,580	9,245	4.2	160	22	7.3	2,905	1,313	2.2	100	32	3.1
291	Mymensingh RWH	Bajitpur	34,480	17,216	2.0	25,620	12,242	2.1	151	17	8.9	1,719	783	2.2	0	31	0.0
292	Mymensingh RWH	Barhatta	15,400	11,278	1.4	18,960	12,334	1.5	138	7	19.7	2,987	1,378	2.2	5	48	0.1
293	Mymensingh RWH	Bhairab	15,060	25,711	0.6	31,440	17,198	1.8	72	22	3.3	4,384	1,832	2.4	0	97	0.0
294	Mymensingh RWH	Bhaluka	31,000	25,207	1.2	31,845	25,785	1.2	154	35	4.4	3,280	1,742	1.9	200	79	2.5
295	Mymensingh RWH	Dharampasha	18,400	22,300	0.8	26,925	17,359	1.6	133	15	8.9	3,841	1,952	2.0	0	124	0.0
296	Mymensingh RWH	Dhobaura	19,800	13,446	1.5	16,035	11,328	1.4	127	7	18.1	2,700	1,322	2.0	22	23	1.0
297	Mymensingh RWH	Durgapur	44,000	22,172	2.0	40,245	16,883	2.4	106	18	5.9	4,982	2,592	1.9	50	55	0.9
298	Mymensingh RWH	Fulbaria	53,000	22,586	2.3	57,990	32,022	1.8	85	43	2.0	3,058	1,527	2.0	0	46	0.0
299	Mymensingh RWH	Gaffargaon	27,700	37,745	0.7	27,405	16,675	1.6	107	25	4.3	4,483	2,212	2.0	0	72	0.0
300	Mymensingh RWH	Gauripur	23,900	16,459	1.5	25,215	18,970	1.3	123	27	4.6	3,650	1,988	1.8	0	52	0.0

SL	Warehouse Name	Upazila Name	Condom			Shukhi			IUD			Injectables			Implant		
			CBL	AMD	MOS	CBL	AMD	MOS	CBL	AMD	MOS	CBL	AMD	MOS	CBL	AMD	MOS
301	Mymensingh RWH	Haluaghat	27,600	16,023	1.7	27,150	18,294	1.5	203	35	5.8	3,615	1,908	1.9	0	49	0.0
302	Mymensingh RWH	Hossainpur	33,900	12,937	2.6	28,170	12,644	2.2	182	19	9.6	2,220	1,072	2.1	50	49	1.0
303	Mymensingh RWH	Ishwarganj	20,200	17,399	1.2	21,571	31,356	0.7	133	8	16.6	3,724	1,889	2.0	0	39	0.0
304	Mymensingh RWH	Itna	27,500	14,698	1.9	24,030	15,007	1.6	130	12	10.8	1,451	574	2.5	100	61	1.6
305	Mymensingh RWH	Kalmakanda	40,500	19,281	2.1	34,560	18,206	1.9	85	8	10.6	2,627	1,195	2.2	250	60	4.2
306	Mymensingh RWH	Karimganj	35,300	15,675	2.3	17,325	15,718	1.1	91	21	4.3	2,722	1,273	2.1	0	112	0.0
307	Mymensingh RWH	Katiadi	45,300	20,800	2.2	39,435	17,692	2.2	87	37	2.4	3,254	1,723	1.9	287	90	3.2
308	Mymensingh RWH	Kendua	24,104	15,939	1.5	26,070	19,574	1.3	174	16	10.9	2,643	1,254	2.1	26	85	0.3
309	Mymensingh RWH	Khaliajuri	10,700	6,983	1.5	38,730	5,857	6.6	104	3	34.7	1,259	440	2.9	300	37	8.1
310	Mymensingh RWH	Kishoreganj Sadar	29,500	27,425	1.1	14,610	21,091	0.7	149	78	1.9	4,452	2,229	2.0	324	70	4.6
311	Mymensingh RWH	Kuliar Char	47,400	19,610	2.4	17,655	10,436	1.7	85	14	6.1	2,545	1,090	2.3	0	76	0.0
312	Mymensingh RWH	Madan	24,015	13,251	1.8	23,460	10,498	2.2	134	8	16.8	1,802	669	2.7	50	62	0.8
313	Mymensingh RWH	Mithamain	18,800	8,981	2.1	43,530	7,618	5.7	136	15	9.1	1,037	246	4.2	72	36	2.0
314	Mymensingh RWH	Mohanganj	7,700	8,494	0.9	12,615	11,239	1.1	73	11	6.6	1,643	922	1.8	200	84	2.4
315	Mymensingh RWH	Muktagachha	42,000	24,965	1.7	34,140	24,740	1.4	116	15	7.7	4,381	1,941	2.3	0	71	0.0
316	Mymensingh RWH	Mymensingh Sadar	150,200	61,177	2.5	69,795	44,717	1.6	235	125	1.9	6,768	3,490	1.9	41	247	0.2
317	Mymensingh RWH	Nandail	13,300	15,263	0.9	9,005	29,716	0.3	56	23	2.4	4,390	2,401	1.8	100	48	2.1
318	Mymensingh RWH	Netrakona Sadar	24,640	19,516	1.3	36,325	23,003	1.6	94	5	18.8	4,933	2,497	2.0	444	138	3.2
319	Mymensingh RWH	Nikli	32,500	13,803	2.4	10,560	7,205	1.5	73	28	2.6	1,985	946	2.1	356	95	3.7
320	Mymensingh RWH	Pakundia	32,016	17,873	1.8	27,105	14,991	1.8	116	24	4.8	2,557	1,250	2.0	100	66	1.5
321	Mymensingh RWH	Phulpur	48,400	19,633	2.5	47,490	33,225	1.4	110	68	1.6	4,185	2,235	1.9	250	167	1.5
322	Mymensingh RWH	Purbadhala	35,100	14,902	2.4	31,065	16,403	1.9	94	11	8.5	3,971	2,040	1.9	100	103	1.0
323	Mymensingh RWH	Tarail	33,500	17,932	1.9	21,465	12,590	1.7	154	21	7.3	2,108	924	2.3	0	46	0.0
324	Mymensingh RWH	Trishal	32,100	29,386	1.1	21,855	31,855	0.7	243	31	7.8	3,737	1,921	1.9	0	83	0.0
325	Noakhali RWH	Begumganj	15,500	21,544	0.7	11,175	12,304	0.9	109	83	1.3	736	1,996	0.4	10	123	0.1

SL	Warehouse Name	Upazila Name	Condom			Shukhi			IUD			Injectables			Implant		
			CBL	AMD	MOS	CBL	AMD	MOS	CBL	AMD	MOS	CBL	AMD	MOS	CBL	AMD	MOS
326	Noakhali RWH	Chatkhil	11,550	4,209	2.7	8,109	3,946	2.1	43	31	1.4	1,409	680	2.1	72	36	2.0
327	Noakhali RWH	Chhagalnaiya	21,400	9,647	2.2	13,440	6,082	2.2	18	14	1.3	2,175	975	2.2	75	35	2.1
328	Noakhali RWH	Companiganj	26,912	12,766	2.1	15,435	7,150	2.2	22	11	2.0	2,800	1,341	2.1	0	68	0.0
329	Noakhali RWH	Daganbhuiyan	16,544	13,892	1.2	11,490	5,467	2.1	39	18	2.2	1,953	942	2.1	70	25	2.8
330	Noakhali RWH	Feni Sadar	48,700	43,508	1.1	28,579	18,180	1.6	260	114	2.3	6,505	3,827	1.7	375	136	2.8
331	Noakhali RWH	Fulgazi	18,152	9,358	1.9	8,685	4,448	2.0	54	17	3.2	1,573	641	2.5	150	29	5.2
332	Noakhali RWH	Hatiya	81,636	17,821	4.6	37,519	14,540	2.6	359	38	9.4	10,100	2,759	3.7	550	116	4.7
333	Noakhali RWH	Kabirhat	21,100	9,931	2.1	16,050	7,643	2.1	52	19	2.7	2,848	1,436	2.0	55	69	0.8
334	Noakhali RWH	Kamalnagar	16,800	6,893	2.4	12,774	5,922	2.2	31	17	1.8	5,953	3,257	1.8	5	89	0.1
335	Noakhali RWH	Lakshmipur Sadar	19,368	14,456	1.3	7,215	12,110	0.6	100	58	1.7	7,300	5,276	1.4	105	106	1.0
336	Noakhali RWH	Noakhali Sadar	44,400	26,199	1.7	23,595	12,466	1.9	84	88	1.0	4,184	3,479	1.2	10	121	0.1
337	Noakhali RWH	Parshuram	32,100	13,888	2.3	11,385	4,346	2.6	74	12	6.2	1,753	659	2.7	50	50	1.0
338	Noakhali RWH	Ramganj	18,100	6,793	2.7	8,120	4,455	1.8	55	13	4.2	3,093	1,553	2.0	0	34	0.0
339	Noakhali RWH	Ramgati	13,557	5,027	2.7	14,323	6,212	2.3	48	11	4.4	6,499	3,459	1.9	101	92	1.1
340	Noakhali RWH	Roypur	10,700	3,368	3.2	23,565	6,294	3.7	69	31	2.2	2,705	1,331	2.0	100	40	2.5
341	Noakhali RWH	Senbagh	22,500	10,434	2.2	13,685	7,079	1.9	120	17	7.1	2,446	1,135	2.2	50	55	0.9
342	Noakhali RWH	Sonagazi	39,920	17,545	2.3	21,330	10,203	2.1	55	28	2.0	3,900	2,470	1.6	50	41	1.2
343	Noakhali RWH	Sonaimuri	20,500	8,709	2.4	10,875	5,568	2.0	41	16	2.6	3,035	1,504	2.0	60	56	1.1
344	Noakhali RWH	Subarnachar	23,400	14,219	1.6	13,335	9,210	1.4	60	14	4.3	2,305	1,604	1.4	0	85	0.0
345	Pabna RWH	Atgharia	25,900	8,519	3.0	31,740	7,864	4.0	130	8	16.3	3,046	469	6.5	0	27	0.0
346	Pabna RWH	Belkuchi	123,500	46,258	2.7	54,840	22,006	2.5	167	21	8.0	3,831	1,886	2.0	100	21	4.8
347	Pabna RWH	Bera	36,900	10,660	3.5	34,485	11,621	3.0	146	62	2.4	3,785	1,373	2.8	105	43	2.4
348	Pabna RWH	Bhangura	49,300	8,242	6.0	64,590	5,484	11.8	133	9	14.8	2,459	173	14.2	10	28	0.4
349	Pabna RWH	Chatmohar	64,700	30,815	2.1	84,825	22,598	3.8	255	24	10.6	7,044	1,143	6.2	0	56	0.0
350	Pabna RWH	Faridpur	45,100	7,970	5.7	34,815	5,750	6.1	133	14	9.5	5,082	1,079	4.7	0	26	0.0

SL	Warehouse Name	Upazila Name	Condom			Shukhi			IUD			Injectables			Implant		
			CBL	AMD	MOS	CBL	AMD	MOS	CBL	AMD	MOS	CBL	AMD	MOS	CBL	AMD	MOS
351	Pabna RWH	Ishwardi	71,796	30,481	2.4	70,095	18,037	3.9	208	17	12.2	5,555	1,569	3.5	0	85	0.0
352	Pabna RWH	Kamarkhanda	43,156	13,314	3.2	42,525	7,252	5.9	154	18	8.6	3,199	1,108	2.9	110	22	5.0
353	Pabna RWH	Kazipur	168,700	36,309	4.6	88,555	14,364	6.2	150	51	2.9	12,930	2,398	5.4	50	98	0.5
354	Pabna RWH	Pabna Sadar	14,944	63,262	0.2	29,265	40,447	0.7	235	125	1.9	1,100	8,719	0.1	100	96	1.0
355	Pabna RWH	Royganj	88,300	16,618	5.3	77,760	22,204	3.5	160	29	5.5	6,099	2,322	2.6	150	15	10.0
356	Pabna RWH	Santhia	56,300	21,630	2.6	35,055	18,022	1.9	77	20	3.9	8,000	3,417	2.3	0	43	0.0
357	Pabna RWH	Shahjadpur	202,400	59,379	3.4	164,820	27,334	6.0	644	93	6.9	11,994	6,442	1.9	200	198	1.0
358	Pabna RWH	Sirajganj Sadar	96,500	42,250	2.3	60,840	23,988	2.5	260	57	4.6	9,200	4,007	2.3	0	47	0.0
359	Pabna RWH	Sujanagar	76,800	24,709	3.1	67,875	11,886	5.7	134	29	4.6	6,853	2,665	2.6	0	53	0.0
360	Pabna RWH	Tarash	100,864	15,154	6.7	86,670	15,595	5.6	376	33	11.4	3,320	1,098	3.0	0	33	0.0
361	Pabna RWH	Ullah Para	168,000	67,602	2.5	121,950	44,170	2.8	365	101	3.6	8,620	5,044	1.7	210	41	5.1
362	Patuakhali RWH	Amtali	28,844	11,064	2.6	31,695	15,029	2.1	63	11	5.7	3,760	1,812	2.1	200	154	1.3
363	Patuakhali RWH	Bakerganj	36,516	16,306	2.2	29,535	14,145	2.1	60	33	1.8	4,087	2,005	2.0	100	85	1.2
364	Patuakhali RWH	Bamna	10,500	3,414	3.1	9,630	4,209	2.3	32	14	2.3	519	190	2.7	200	67	3.0
365	Patuakhali RWH	Barguna Sadar	21,900	9,893	2.2	20,190	11,994	1.7	65	20	3.3	6,930	3,752	1.8	100	104	1.0
366	Patuakhali RWH	Bauphal	26,100	10,785	2.4	35,280	14,743	2.4	110	50	2.2	5,300	2,195	2.4	0	105	0.0
367	Patuakhali RWH	Betagi	11,300	5,095	2.2	12,000	5,426	2.2	65	17	3.8	1,350	674	2.0	50	27	1.9
368	Patuakhali RWH	Dashmina	9,850	3,638	2.7	9,585	5,140	1.9	84	17	4.9	1,942	903	2.2	100	60	1.7
369	Patuakhali RWH	Dumki	8,560	3,264	2.6	5,175	2,794	1.9	40	8	5.0	721	399	1.8	200	26	7.7
370	Patuakhali RWH	Galachipa	18,268	10,565	1.7	29,835	17,979	1.7	50	25	2.0	7,372	3,805	1.9	50	189	0.3
371	Patuakhali RWH	Kalapara	22,020	9,259	2.4	19,770	13,014	1.5	100	26	3.8	6,367	3,028	2.1	150	47	3.2
372	Patuakhali RWH	Mirzaganj	17,480	6,797	2.6	12,360	6,147	2.0	26	5	5.2	1,261	615	2.1	100	37	2.7
373	Patuakhali RWH	Nalchity	16,304	6,389	2.6	12,945	6,259	2.1	62	14	4.4	2,875	1,429	2.0	100	36	2.8
374	Patuakhali RWH	Patharghata	16,744	6,831	2.5	16,115	7,608	2.1	26	18	1.4	2,986	1,380	2.2	200	97	2.1
375	Patuakhali RWH	Patuakhali Sadar	35,376	15,623	2.3	26,100	13,121	2.0	190	68	2.8	6,865	3,205	2.1	390	181	2.2

SL	Warehouse Name	Upazila Name	Condom			Shukhi			IUD			Injectables			Implant		
			CBL	AMD	MOS	CBL	AMD	MOS	CBL	AMD	MOS	CBL	AMD	MOS	CBL	AMD	MOS
376	Rajshahi RWH	Bagatipara	38,828	17,049	2.3	12,120	6,645	1.8	20	6	3.3	1,069	356	3.0	200	62	3.2
377	Rajshahi RWH	Bagha	57,300	25,743	2.2	42,585	8,878	4.8	71	5	14.2	3,132	1,454	2.2	400	30	13.3
378	Rajshahi RWH	Baghmara	102,600	42,359	2.4	60,735	28,020	2.2	121	56	2.2	4,909	1,968	2.5	288	49	5.9
379	Rajshahi RWH	Baraigram	56,700	23,990	2.4	33,735	13,464	2.5	47	36	1.3	5,540	2,118	2.6	20	85	0.2
380	Rajshahi RWH	Bholahat	28,540	9,217	3.1	11,760	4,503	2.6	32	8	4.0	1,837	620	3.0	100	30	3.3
381	Rajshahi RWH	Boalia	115,200	47,724	2.4	54,720	5,622	9.7	160	61	2.6	13,401	2,185	6.1	500	132	3.8
382	Rajshahi RWH	Chapai Nababganj Sadar	109,500	48,075	2.3	30,135	17,173	1.8	130	72	1.8	7,090	3,240	2.2	50	52	1.0
383	Rajshahi RWH	Charghat	57,600	23,565	2.4	34,125	11,965	2.9	56	19	2.9	1,650	613	2.7	30	62	0.5
384	Rajshahi RWH	Durgapur	68,224	20,026	3.4	25,170	8,366	3.0	7	8	0.9	1,276	514	2.5	0	35	0.0
385	Rajshahi RWH	Godagari	140,700	51,689	2.7	40,395	17,074	2.4	20	13	1.5	5,818	3,007	1.9	0	46	0.0
386	Rajshahi RWH	Gomastapur	59,700	26,692	2.2	22,485	12,235	1.8	88	22	4.0	2,445	1,135	2.2	100	44	2.3
387	Rajshahi RWH	Gurudaspur	75,904	33,265	2.3	29,670	16,830	1.8	27	9	3.0	3,166	1,308	2.4	500	78	6.4
388	Rajshahi RWH	Lalpur	44,272	21,942	2.0	30,450	15,681	1.9	49	19	2.6	3,080	1,581	1.9	215	63	3.4
389	Rajshahi RWH	Mohanpur	29,614	15,376	1.9	18,750	9,317	2.0	8	5	1.6	4,268	1,989	2.1	0	46	0.0
390	Rajshahi RWH	Nachole	32,400	11,607	2.8	15,705	5,504	2.9	29	6	4.8	2,200	986	2.2	0	31	0.0
391	Rajshahi RWH	Natore Sadar	87,986	39,684	2.2	32,066	15,895	2.0	110	40	2.8	3,533	1,370	2.6	305	129	2.4
392	Rajshahi RWH	Paba	89,900	43,957	2.0	22,077	11,272	2.0	17	5	3.4	7,611	3,159	2.4	20	46	0.4
393	Rajshahi RWH	Puthia	51,598	28,798	1.8	44,985	11,348	4.0	16	8	2.0	3,142	1,176	2.7	0	32	0.0
394	Rajshahi RWH	Shibganj	89,400	47,523	1.9	30,795	19,821	1.6	40	23	1.7	4,879	2,255	2.2	0	52	0.0
395	Rajshahi RWH	Singra	91,476	43,220	2.1	42,705	22,256	1.9	103	28	3.7	3,697	1,941	1.9	600	130	4.6
396	Rajshahi RWH	Tanore	42,372	18,693	2.3	25,635	13,430	1.9	36	14	2.6	2,246	946	2.4	0	136	0.0
397	Rangamati RWH	Baghaichhari	19,700	8,752	2.3	11,255	5,881	1.9	23	3	7.7	614	332	1.8	60	20	3.0
398	Rangamati RWH	Barkal	23,000	3,843	6.0	2,595	3,178	0.8	25	2	12.5	929	361	2.6	92	10	9.2
399	Rangamati RWH	Belai Chhari	2,757	1,504	1.8	5,488	2,230	2.5	25	2	12.5	490	134	3.7	20	14	1.4
400	Rangamati RWH	Jurai Chhari	9,900	2,258	4.4	10,455	1,741	6.0	20	2	10.0	1,233	144	8.6	100	8	12.5

SL	Warehouse Name	Upazila Name	Condom			Shukhi			IUD			Injectables			Implant		
			CBL	AMD	MOS	CBL	AMD	MOS	CBL	AMD	MOS	CBL	AMD	MOS	CBL	AMD	MOS
401	Rangamati RWH	Kaptai	24,300	5,551	4.4	13,860	3,147	4.4	67	1	67.0	1,634	376	4.3	50	28	1.8
402	Rangamati RWH	Kawkhali (betbunia)	7,700	3,449	2.2	11,895	2,973	4.0	36	5	7.2	1,988	519	3.8	72	29	2.5
403	Rangamati RWH	Langadu	16,200	5,824	2.8	6,315	4,371	1.4	69	6	11.5	1,131	411	2.8	87	34	2.6
404	Rangamati RWH	Naniarchar	19,800	4,687	4.2	8,770	4,119	2.1	11	3	3.7	1,394	229	6.1	51	13	3.9
405	Rangamati RWH	Rajasthali	12,800	1,273	10.1	6,630	1,652	4.0	32	2	16.0	449	92	4.9	60	14	4.3
406	Rangamati RWH	Rangamati Sadar	36,508	9,534	3.8	20,970	6,054	3.5	157	77	2.0	2,459	699	3.5	216	65	3.3
407	Rangpur RWH	Aditmari	40,600	14,152	2.9	43,080	12,369	3.5	210	90	2.3	7,796	3,423	2.3	0	86	0.0
408	Rangpur RWH	Badarganj	61,920	11,437	5.4	54,186	17,662	3.1	75	49	1.5	6,810	3,159	2.2	316	65	4.9
409	Rangpur RWH	Bhurungamari	38,300	20,672	1.9	27,330	13,453	2.0	57	22	2.6	6,540	3,378	1.9	250	49	5.1
410	Rangpur RWH	Chilmari	27,200	13,523	2.0	36,145	10,658	3.4	40	12	3.3	2,305	1,033	2.2	50	40	1.3
411	Rangpur RWH	Dimla	19,304	7,779	2.5	32,820	20,080	1.6	94	42	2.2	4,613	2,124	2.2	200	121	1.7
412	Rangpur RWH	Domar	21,480	7,771	2.8	27,495	14,141	1.9	56	36	1.6	4,595	2,233	2.1	5	92	0.1
413	Rangpur RWH	Fulchhari	48,212	22,423	2.2	19,605	9,574	2.0	60	28	2.1	6,763	2,672	2.5	50	48	1.0
414	Rangpur RWH	Gaibandha Sadar	45,540	20,885	2.2	42,960	24,684	1.7	92	41	2.2	8,686	4,434	2.0	100	142	0.7
415	Rangpur RWH	Gangachara	28,980	13,845	2.1	30,266	14,770	2.0	108	57	1.9	9,740	4,554	2.1	0	122	0.0
416	Rangpur RWH	Gobindaganj	88,140	49,521	1.8	185,960	29,007	6.4	40	15	2.7	9,074	4,150	2.2	154	72	2.1
417	Rangpur RWH	Hatibandha	23,264	10,118	2.3	29,025	12,626	2.3	66	33	2.0	4,663	2,177	2.1	50	83	0.6
418	Rangpur RWH	Jaldhaka	33,072	14,749	2.2	70,090	22,015	3.2	121	47	2.6	8,157	3,920	2.1	0	91	0.0
419	Rangpur RWH	Kaliganj	33,016	6,559	5.0	39,900	11,597	3.4	84	45	1.9	3,641	1,710	2.1	272	71	3.8
420	Rangpur RWH	Kaunia	33,400	14,055	2.4	15,915	9,747	1.6	46	13	3.5	5,755	2,743	2.1	144	59	2.4
421	Rangpur RWH	Kishoreganj	15,300	5,508	2.8	40,880	15,899	2.6	86	42	2.0	3,025	1,489	2.0	50	87	0.6
422	Rangpur RWH	Kurigram Sadar	29,532	12,604	2.3	22,155	14,055	1.6	116	39	3.0	5,925	3,091	1.9	300	61	4.9
423	Rangpur RWH	Lalmonirhat Sadar	28,680	12,194	2.4	31,830	12,253	2.6	48	14	3.4	7,546	3,465	2.2	0	111	0.0
424	Rangpur RWH	Mitha Pukur	60,300	30,085	2.0	158,550	20,023	7.9	40	20	2.0	7,910	3,532	2.2	0	101	0.0
425	Rangpur RWH	Nageshwari	37,900	16,673	2.3	57,600	19,765	2.9	79	32	2.5	9,460	4,764	2.0	200	54	3.7

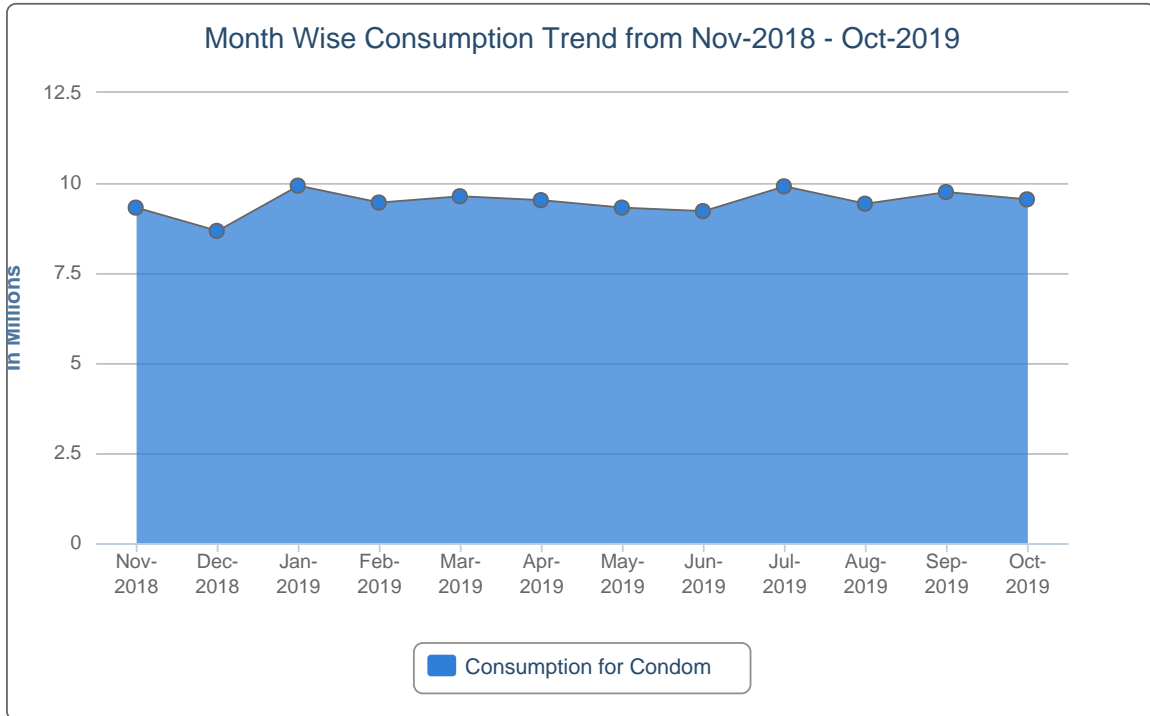
SL	Warehouse Name	Upazila Name	Condom			Shukhi			IUD			Injectables			Implant		
			CBL	AMD	MOS	CBL	AMD	MOS	CBL	AMD	MOS	CBL	AMD	MOS	CBL	AMD	MOS
426	Rangpur RWH	Nilphamari Sadar	32,116	14,645	2.2	54,450	29,762	1.8	103	54	1.9	7,452	3,709	2.0	50	78	0.6
427	Rangpur RWH	Palashbari	16,444	7,757	2.1	21,919	11,025	2.0	43	8	5.4	4,561	2,302	2.0	0	91	0.0
428	Rangpur RWH	Patgram	18,124	7,746	2.3	19,025	11,775	1.6	55	8	6.9	4,886	1,936	2.5	0	29	0.0
429	Rangpur RWH	Phulbari	14,200	6,874	2.1	23,120	12,281	1.9	198	92	2.2	6,464	2,961	2.2	72	49	1.5
430	Rangpur RWH	Pirgachha	45,500	20,760	2.2	44,070	22,216	2.0	200	75	2.7	6,580	3,516	1.9	100	89	1.1
431	Rangpur RWH	Pirganj	41,600	20,807	2.0	158,430	23,210	6.8	110	65	1.7	5,200	2,663	2.0	72	106	0.7
432	Rangpur RWH	Rajarhat	54,100	19,503	2.8	27,515	14,300	1.9	99	45	2.2	7,750	2,919	2.7	100	52	1.9
433	Rangpur RWH	Rangpur Sadar	81,600	31,153	2.6	70,825	23,228	3.0	148	74	2.0	9,400	4,899	1.9	40	254	0.2
434	Rangpur RWH	Sadullapur	69,008	33,380	2.1	35,730	21,358	1.7	138	56	2.5	7,756	4,182	1.9	54	56	1.0
435	Rangpur RWH	Saghata	22,000	10,418	2.1	18,090	14,759	1.2	46	26	1.8	2,980	1,447	2.1	0	40	0.0
436	Rangpur RWH	Saidpur	33,932	15,834	2.1	20,880	9,801	2.1	35	22	1.6	3,459	1,611	2.1	0	77	0.0
437	Rangpur RWH	Sundarganj	53,564	35,414	1.5	89,786	41,458	2.2	265	111	2.4	11,703	7,587	1.5	272	242	1.1
438	Rangpur RWH	Taraganj	15,938	7,550	2.1	18,370	7,916	2.3	42	11	3.8	2,096	1,126	1.9	0	95	0.0
439	Rangpur RWH	Ulipur	39,600	21,404	1.9	52,520	20,523	2.6	67	20	3.4	8,122	3,780	2.1	222	48	4.6
440	Sylhet RWH	Ajmiriganj	11,790	3,829	3.1	9,955	5,341	1.9	32	4	8.0	696	325	2.1	200	42	4.8
441	Sylhet RWH	Bahubal	8,212	5,399	1.5	13,142	5,027	2.6	20	8	2.5	889	417	2.1	54	32	1.7
442	Sylhet RWH	Balaganj	67,600	35,919	1.9	25,245	13,413	1.9	56	16	3.5	4,382	2,008	2.2	1	67	0.0
443	Sylhet RWH	Baniachong	28,600	11,211	2.6	25,750	12,792	2.0	41	7	5.9	2,029	867	2.3	207	90	2.3
444	Sylhet RWH	Barlekha	20,540	7,018	2.9	13,530	6,494	2.1	15	4	3.8	1,293	487	2.7	0	45	0.0
445	Sylhet RWH	Beani Bazar	46,100	19,065	2.4	17,035	6,355	2.7	15	10	1.5	2,020	591	3.4	5	40	0.1
446	Sylhet RWH	Bishwambarpur	24,950	5,332	4.7	15,920	6,432	2.5	16	7	2.3	755	507	1.5	174	26	6.7
447	Sylhet RWH	Bishwanath	18,972	8,792	2.2	11,529	3,836	3.0	30	13	2.3	865	430	2.0	102	36	2.8
448	Sylhet RWH	Chhatak	29,780	13,402	2.2	18,150	9,248	2.0	110	67	1.6	1,224	720	1.7	71	33	2.2
449	Sylhet RWH	Chunarughat	18,650	8,502	2.2	7,490	12,576	0.6	38	6	6.3	1,388	1,024	1.4	1	36	0.0
450	Sylhet RWH	Companiganj	32,464	14,329	2.3	19,110	7,636	2.5	15	3	5.0	2,741	1,390	2.0	1	37	0.0

SL	Warehouse Name	Upazila Name	Condom			Shukhi			IUD			Injectables			Implant		
			CBL	AMD	MOS	CBL	AMD	MOS	CBL	AMD	MOS	CBL	AMD	MOS	CBL	AMD	MOS
451	Sylhet RWH	Dakshin Sunamganj	24,200	9,623	2.5	16,680	7,305	2.3	34	11	3.1	1,530	656	2.3	60	40	1.5
452	Sylhet RWH	Dakshin Surma	64,400	37,667	1.7	25,710	12,070	2.1	53	5	10.6	3,028	1,360	2.2	85	29	2.9
453	Sylhet RWH	Derai	48,904	24,813	2.0	25,677	11,103	2.3	24	15	1.6	2,111	904	2.3	100	62	1.6
454	Sylhet RWH	Dowarabazar	28,100	11,466	2.5	27,935	10,350	2.7	62	4	15.5	1,880	856	2.2	112	97	1.2
455	Sylhet RWH	Fenchuganj	17,200	6,565	2.6	7,110	3,479	2.0	33	15	2.2	666	279	2.4	22	23	1.0
456	Sylhet RWH	Golapganj	47,200	25,173	1.9	14,385	6,732	2.1	30	17	1.8	1,632	641	2.5	5	41	0.1
457	Sylhet RWH	Gowainghat	47,500	22,835	2.1	22,845	10,565	2.2	38	11	3.5	6,998	3,170	2.2	50	69	0.7
458	Sylhet RWH	Habiganj Sadar	40,046	17,043	2.3	22,381	15,458	1.4	167	96	1.7	2,479	1,539	1.6	180	56	3.2
459	Sylhet RWH	Jagannathpur	29,700	12,649	2.3	18,545	7,024	2.6	31	13	2.4	960	364	2.6	10	57	0.2
460	Sylhet RWH	Jaintiapur	38,700	20,190	1.9	19,860	8,240	2.4	33	21	1.6	4,777	2,605	1.8	109	40	2.7
461	Sylhet RWH	Jamalganj	29,800	11,796	2.5	20,310	9,958	2.0	60	4	15.0	2,392	1,235	1.9	30	32	0.9
462	Sylhet RWH	Juri	18,600	7,459	2.5	14,010	5,223	2.7	14	21	0.7	835	399	2.1	55	60	0.9
463	Sylhet RWH	Kamalganj	36,920	13,851	2.7	22,320	10,541	2.1	30	49	0.6	2,050	950	2.2	20	46	0.4
464	Sylhet RWH	Kanaighat	57,828	25,768	2.2	25,245	13,171	1.9	56	14	4.0	4,924	2,575	1.9	110	36	3.1
465	Sylhet RWH	Kulaura	31,700	11,971	2.6	25,015	10,359	2.4	48	7	6.9	4,793	2,278	2.1	120	30	4.0
466	Sylhet RWH	Lakhai	16,200	5,580	2.9	15,945	6,832	2.3	32	10	3.2	853	400	2.1	162	52	3.1
467	Sylhet RWH	Madhabpur	24,700	9,137	2.7	20,625	14,464	1.4	24	7	3.4	1,488	801	1.9	5	35	0.1
468	Sylhet RWH	Maulvibazar Sadar	27,300	12,042	2.3	19,575	9,526	2.1	103	72	1.4	1,740	913	1.9	25	47	0.5
469	Sylhet RWH	Nabiganj	21,700	8,672	2.5	23,910	10,760	2.2	49	11	4.5	1,431	490	2.9	250	47	5.3
470	Sylhet RWH	Rajnagar	27,300	9,975	2.7	22,145	10,045	2.2	25	15	1.7	2,188	1,217	1.8	0	38	0.0
471	Sylhet RWH	Sreemangal	29,100	13,877	2.1	23,205	11,469	2.0	48	23	2.1	2,722	1,290	2.1	0	81	0.0
472	Sylhet RWH	Sulla	33,400	8,031	4.2	33,120	5,377	6.2	19	2	9.5	967	382	2.5	65	44	1.5
473	Sylhet RWH	Sunamganj Sadar	40,384	13,294	3.0	24,179	8,137	3.0	95	34	2.8	2,761	1,240	2.2	201	77	2.6
474	Sylhet RWH	Sylhet Sadar	136,800	73,995	1.8	50,455	27,605	1.8	351	114	3.1	15,262	11,384	1.3	85	258	0.3
475	Sylhet RWH	Tahirpur	35,244	15,794	2.2	24,840	10,863	2.3	10	4	2.5	1,700	893	1.9	50	57	0.9

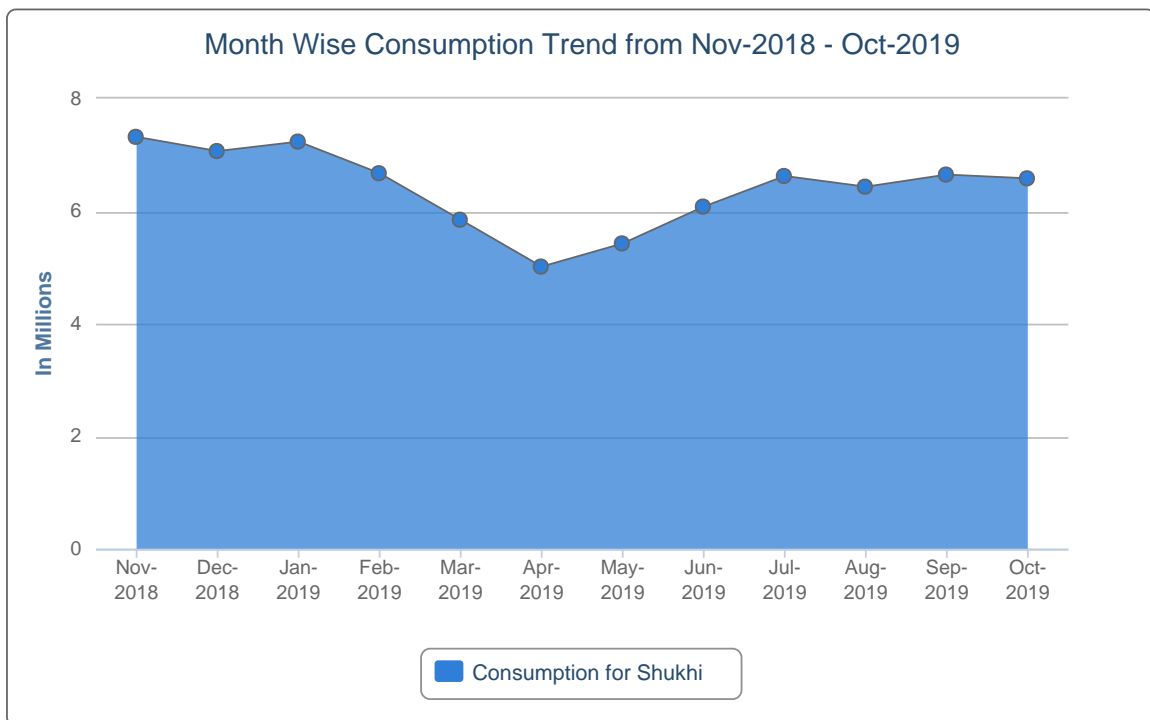
SL	Warehouse Name	Upazila Name	Condom			Shukhi			IUD			Injectables			Implant		
			CBL	AMD	MOS	CBL	AMD	MOS	CBL	AMD	MOS	CBL	AMD	MOS	CBL	AMD	MOS
476	Sylhet RWH	Zakiganj	50,800	23,218	2.2	22,011	10,383	2.1	47	7	6.7	2,686	1,415	1.9	10	85	0.1
477	Tangail RWH	Basail	31,476	20,489	1.5	66,772	13,808	4.8	108	23	4.7	1,671	1,028	1.6	0	85	0.0
478	Tangail RWH	Bhuapur	41,544	22,211	1.9	30,018	15,695	1.9	213	33	6.5	5,313	1,645	3.2	0	70	0.0
479	Tangail RWH	Chauhali	22,800	14,647	1.6	25,240	7,863	3.2	50	12	4.2	4,900	1,167	4.2	211	35	6.0
480	Tangail RWH	Delduar	20,700	18,940	1.1	34,572	16,057	2.2	110	29	3.8	4,460	1,206	3.7	50	45	1.1
481	Tangail RWH	Ghatail	108,780	39,921	2.7	25,920	35,731	0.7	120	25	4.8	5,896	3,748	1.6	200	84	2.4
482	Tangail RWH	Gopalpur	46,404	19,696	2.4	75,390	14,539	5.2	162	22	7.4	5,006	1,858	2.7	100	58	1.7
483	Tangail RWH	Kalihati	91,000	28,677	3.2	40,200	25,766	1.6	156	59	2.6	8,606	3,322	2.6	60	62	1.0
484	Tangail RWH	Madhupur	37,800	30,993	1.2	56,130	30,245	1.9	177	21	8.4	4,387	3,115	1.4	0	60	0.0
485	Tangail RWH	Mirzapur	15,932	27,126	0.6	35,820	26,052	1.4	169	33	5.1	4,240	1,159	3.7	150	55	2.7
486	Tangail RWH	Nagarpur	39,100	34,014	1.1	49,380	21,043	2.3	200	60	3.3	2,065	2,253	0.9	0	92	0.0
487	Tangail RWH	Sakhipur	34,276	25,276	1.4	59,520	23,063	2.6	200	24	8.3	4,591	1,019	4.5	100	30	3.3
488	Tangail RWH	Tangail Sadar	36,300	42,675	0.9	46,350	23,763	2.0	242	40	6.1	5,807	3,087	1.9	250	127	2.0

7. Month-wise Consumption Trend

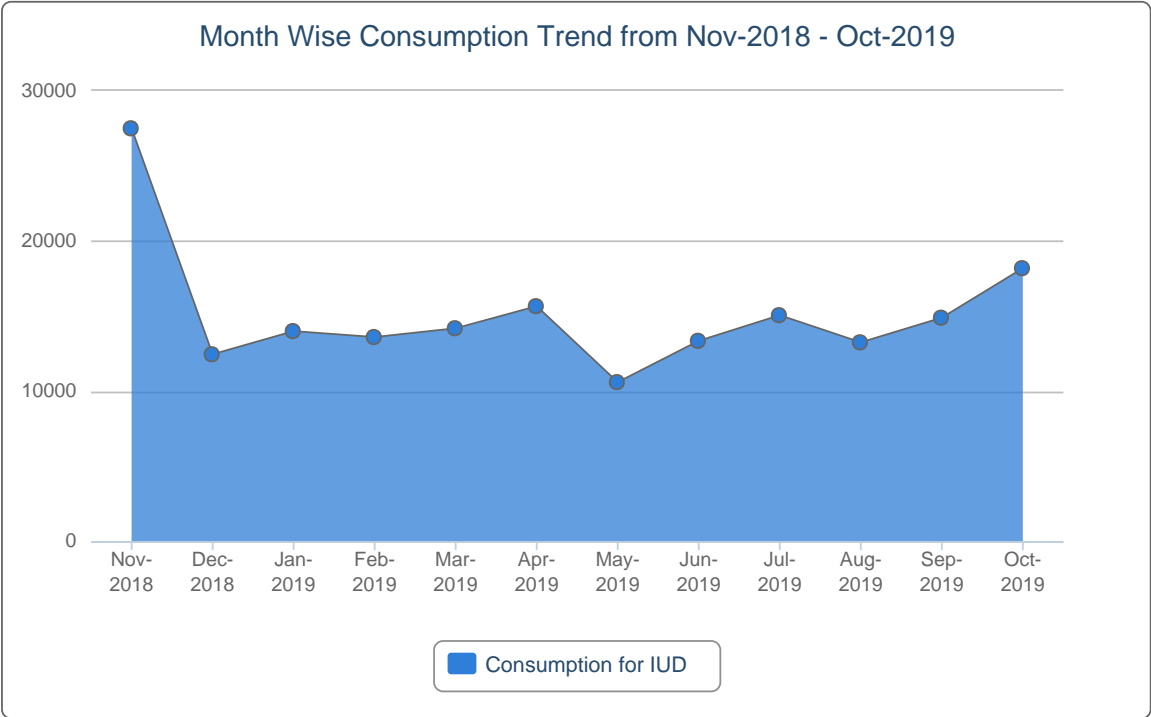
7(a).



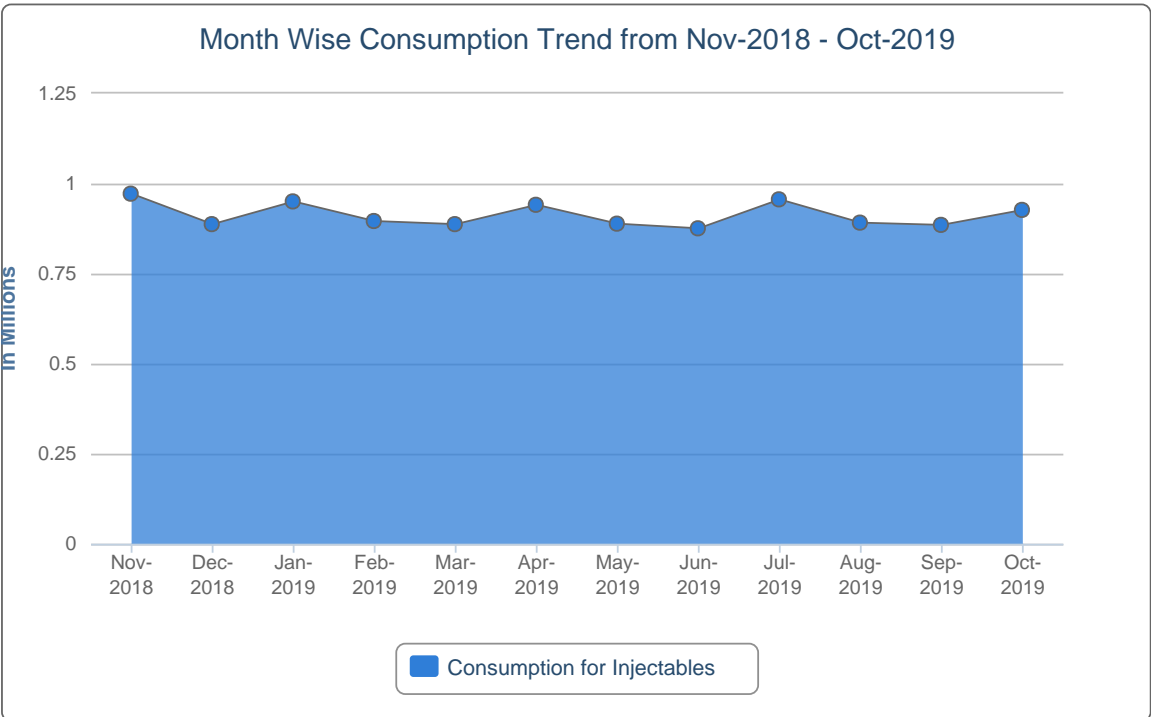
7(b).



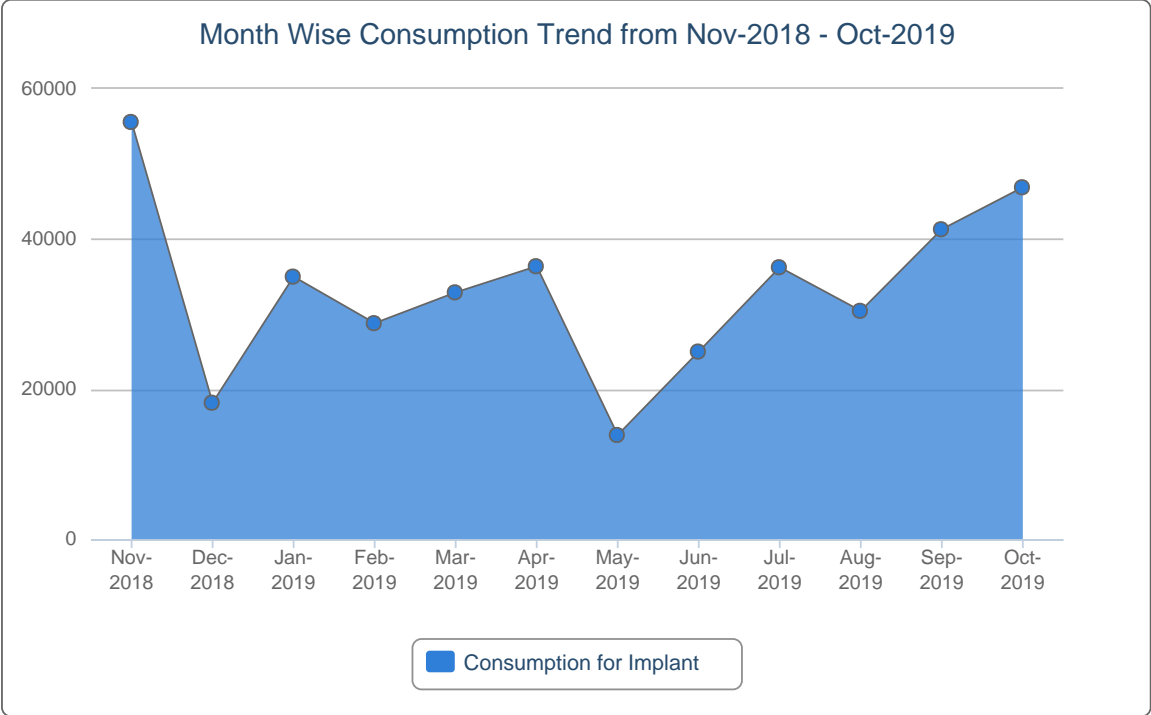
7(c).



7(d).



7(e).



8. Report on Upazila and Warehouse Having Stock Out in last month

SL	Products Name	No of Stockout WH	% of Stockout WH	No of Stockout Upazila Store	% of Stockout Upazila Store	No of Stockout Upazila Field	% of Stockout Upazila Field
1	Condom	0	0%	0	0%	0	0%
2	Shukhi	0	0%	0	0%	0	0%
3	IUD	0	0%	0	0%	0	0%
4	Injectables	0	0%	0	0%	0	0%
5	Implant (Total)	0	0%	-	-	1	0%

List of Stock Out Warehouses

SL	Commodity	Warehouse	Phone
<i>No StockOut in Warehouse</i>			

List of StockOut Upazilas

SL	Commodity	Warehouse	District	Upazila	Phone
1	Implant (Total)	Rangpur RWH	Lalmonirhat	Patgram, Lalmonirhat	01714524005

“ছেলে হোক, মেয়ে হোক,
দু’টি সন্তানই যথেষ্ট”

Management Information System (MIS)
Directorate General of Family Planning (DGFP)
6, Kawran Bazar, Dhaka- 1215
Email: dirmis@dgfp.gov.bd, dirls@dgfp.gov.bd
www.dgfp.gov.bd, www.scmpbd.org

If you need more information, please visit at <https://www.scmpbd.org>