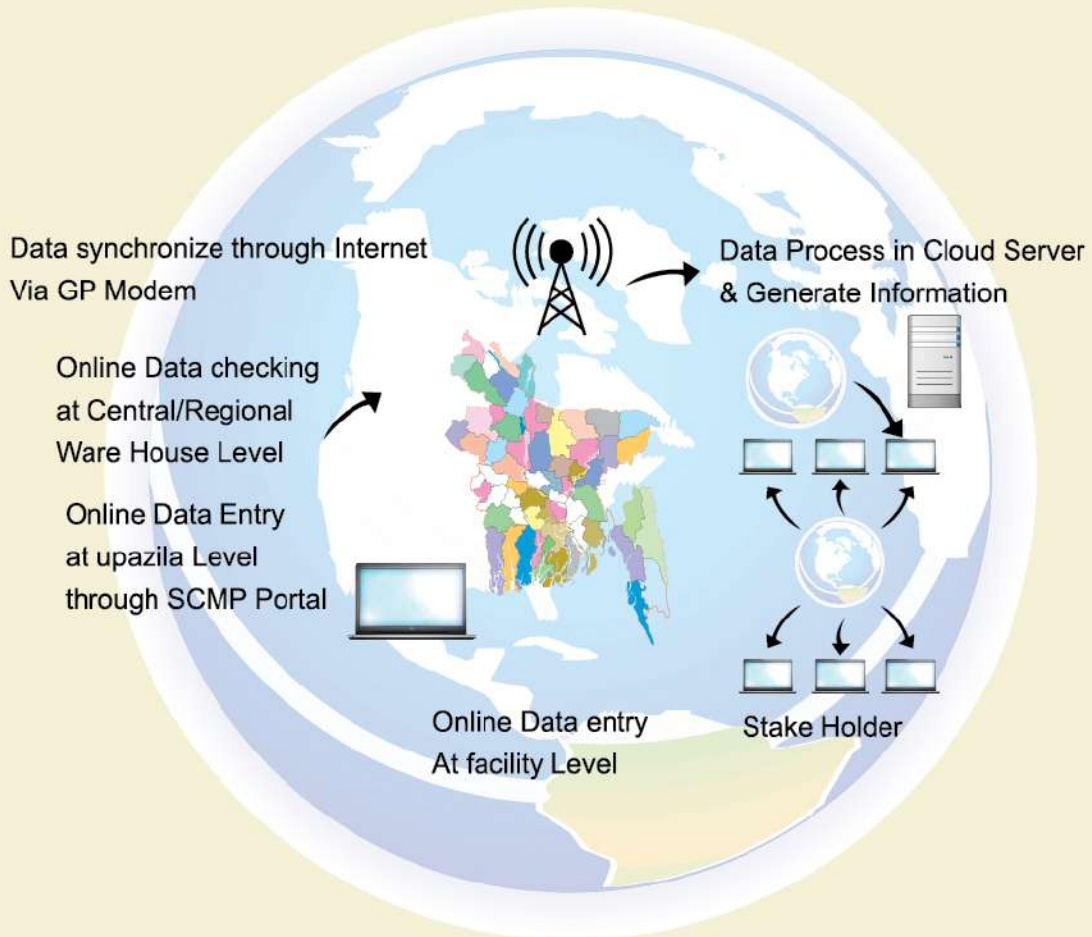




মুজিববর্ষে স্বাস্থ্য খাত
এগিয়ে যাবে অনেক ধাপ

FAMILY PLANNING MONTHLY LOGISTICS REPORT July 2020

Logistics Management Information System (LMIS) Data Flow System



Management Information System (MIS)
Directorate General of Family Planning (DGFP)

Government of the People's Republic of Bangladesh
Medical Education and Family Welfare Division
Directorate General of Family Planning
Management Information System (MIS)
6, Kawran Bazar, Dhaka- 1215
www.dgfp.gov.bd


Memo No. 59.11.00000.402.16.002.19-170

Date: 09 September, 2020.

Sub: Family Planning Monthly Logistics Report for the Month of July, 2020.

Family Planning Monthly Logistics Report for the Month of July, 2020 is sent herewith for your kind information & necessary action. This report is prepared on the basis of Form-7 submitted by Warehouses and Form-7B submitted by Upazila Family Planning Offices by using WIMS & UIMS operational tools. It provides useful information on monthly distribution and stock balance of all the major contraceptives & DDS Kits of Warehouse/Upazila Stores. For more information you are requested to visit at www.scmpbd.org web site.

Comments and suggestions for improvement of this report will be highly appreciated.



(Khan Md. Rezaul Karim)
Joint Secretary (MEFW Division)
and
Director & Line Director (MIS)
Phone: 55012352
Mail: dirmis@dgfp.gov.bd

Memo No. 59.11.00000.402.16.002.19-170/1(204)

Date: 09 September, 2020.

Copy of the report forwarded to:

1. Secretary, Medical Education & Family Welfare Division, Ministry of Health & Family Welfare, Bangladesh Secretariat, Dhaka.
2. Additional Secretary (Admin), Medical Education & Family Welfare Division, Ministry of Health & Family Welfare, Bangladesh Secretariat, Dhaka.
3. Director (Administration), Directorate General of Family Planning, 6 Kawran Bazar, Dhaka 1215.
4. Joint Secretary (Development), Medical Education & Family Welfare Division, Ministry of Health & Family Welfare, Bangladesh Secretariat, Dhaka.
5. Director (Logistics & Supply) and Line Director (Procurement, Storage & Supply Management), Directorate General of Family Planning, 6 Kawran Bazar, Dhaka 1215.
6. Director & Line Director (MIS), Directorate General of Family Planning, 6 Kawran Bazar, Dhaka.
7. Director Finance & Line Director (Family Planning Field Service Delivery), Directorate General of Family Planning, 6 Kawran Bazar, Dhaka 1215.
8. Director (IEM) & Line Director (Information, Education and Communication), Directorate General of Family Planning, 6 Kawran Bazar, Dhaka 1215.
9. Director (Planning) & Line Director (Planning Monitoring and Evaluation), Directorate General of Family Planning, 6 Kawran Bazar, Dhaka 1215.

10. Director (MCH-Services) & Line Director (MCRAH), Directorate General of Family Planning, 6 Kawran Bazar, Dhaka 1215.
11. Line Director (CCSDP, Directorate General of Family Planning, 6 Kawran Bazar, Dhaka 1215.
12. Director (Audit), Directorate General of Family Planning, 6 Kawran Bazar, Dhaka 1215.
13. Divisional Director, Family Planning, Dhaka / Chittagong / Rajshahi / Khulna / Sylhet / Barisal/ Rangpur/ Mymensingh Division.
14. Joint Chief (Planning), Health Service Division, Ministry of Health & Family Welfare, Bangladesh Secretariat, Dhaka
15. Joint Chief (Population & Planning wing), Planning commission, Sher-e-Bangla Nagar, Dhaka.
16. Joint Chief (Planning), Program Management and Monitoring Unit (PMMU), Azimpur, Dhaka-1205.
17. Superintendent, Maternal & Child Health Training Institute (MCHTI), Azimpur, Dhaka.
18. Director, Mohammadpur Fertility Services & Training Centre (MFSTC), Mohammadpur, Dhaka.
19. Director, Maternal & Child Health Training Institute (MCHTI), Lalkuthi, Mirpur, Dhaka.
20. P.S. to the Honorable Minister, Ministry of Health and Family Welfare, Bangladesh Secretariat, Dhaka, for kind information of the Honorable Minister.
21. Deputy Chief (Planning), Medical Education & Family Welfare Division, Ministry of Health & Family Welfare, Bangladesh Secretariat, Dhaka.
22. Additional Director (Drugs and Stores), Directorate General of Family Planning, Central Warehouse, Mohakhali, Dhaka.
23. Deputy Director, Family Planning, ----- District (You are requested to take appropriate measures to ensure timely online submission of Form 7B report from upazilas).
24. Regional/District Consultant, FPCS-QIT, District Family Planning Office, ----- District.
25. Central/Regional Supply Officer, Family Planning, ----- CWH/RWHs.
26. Assistant Maintenance Engineer, MIS Unit, DGFP (Requested to upload this report to DGFP website).
27. Country Project Director, SIAPS/MSH, House: 3, Road: No. 23B, Gulshan-1, Dhaka-1212.
28. Country Director, the World Bank, E-32, Agargaon, Sher-e-Bangla Nagar, Dhaka-1207.
29. Team Leader, Population & Health Team, USAID, Madani Avenue, Baridhara, Dhaka.
30. Country Representative, UNFPA, IDB Bhaban, Agargaon, Sher-E-Bangla Nagar, Dhaka.
31. Managing Director, SMC, SMC Tower, 33 Banani C/A, Dhaka-1213.
32. Documentation Center, IEM Unit, Directorate General of Family Planning, 6 Kawran Bazar, Dhaka.
33. Responsible person of Dispatch Section, MIS Unit, DGFP (Requested to distribute the published 'Family Planning Monthly Logistics Report' to concerned Person/Office/Organization).
34. PA to Director General, Directorate General of Family Planning, 6 Kawran Bazar, Dhaka 1215.
35. Concerned Organization/Person.



 (Ajoy Ratan Barua)
 Deputy Director (MIS)

Table Of Contents

	Page
1. DGFP Stock Status Report	1-2
2. National Receipts Quantity by Product by Month	3
3. National Level Contraceptive Summary Report	4
4. Stock Status Report at Different Levels	5
5. Contraceptive Stock Status by Product at Upazila Store and Field	6-10
6. Contraceptive Stock Status by Product at Regional Warehouses/Upazila	11-31
7. Month-wise Consumption Trend	32-34
8. Report on Upazila and Warehouse Having Stock Out in last month	35

1. DGFP Stock Status Report

Year →	2020					2021					2022					2023																			
	8	9	10	11	12	1	2	3	4	5	6	7	8	9	10	11	12	1	2	3	4	5	6	7	8	9	10	11	12	1	2	3	4	5	6
Min.-Max. →	Min					Max																													
Product ↓	CS - 76.09m : 9.8 MOS																																		
Condom	9.8 MOS					88.81m = 11.4 MOS					170m = 21.8 MOS (January 2024)																								
*AMC = 7.77m						FY 2019-20: 175.75m (86.94m received)					FY 2020-21: 170m (GoB Rev.)																								
	CS - 67.06m : 10.7 MOS																																		
Pill (Total)	10.7 MOS					36.02m = 5.7 MOS					118.47m = 19.0 MOS																								
*AMC = 6.23m						FY 2019-20					FY 2020-21: 53.47m (2G), 60.5m (3G) & 4.5m (POP)																								
	CS (0.68m): 74.0 MOS																																		
IUD	74.0 MOS (August 2026)																																		
*AMC = 9,223																					FY 2020-21: 16m (14m - RPA & 2m Rev.)														
	CS (20.59m): 27.3 MOS																																		
Injectables	27.3 MOS																																		
*AMC = 0.754m																16m = 21.2 MOS (July 2024)																			
	CS-(0.380m) - 14.8 MOS																																		
Implant	14.8 MOS					0.3m = 11.3 MOS					0.55m = 20.8 MOS (July 2024)																								
*AMC = 26,383																																			
	Pill (Total): 2nd & 3rd generation Shukhi and APON																																		
	*AMC is calculated based on past 6-months consumption																																		
	Data Sources: DGFP/L&S unit, DGFP LMIS web site - https://scmpbd.org/ Central Warehouse WIMS data and Approved DGFP Procurement Plan																																		
	National min-max stock level is 6 & 10 MOS																																		
	AMC = Average Monthly Consumption																																		
	Legend: ■ Current Stock (CS): Less than 3 MOS ■ Current Stock (CS): MOS 3.0 to Less than 6 MOS ■ Current Stock (CS): MOS 6 and above ■ Planned for FY 2020-21 ■ Procurement completed, yet to be received ■ Donation																																		

DGFP STOCK STATUS NOTES
(For Contraceptives)
Month: July 2020

CONDOM – Current national stock is 76.09 million pieces and this stock can be used up to May 2021.

- 2019-20: GoB (Rev.) – 175.75 million pcs: DGFP received 86.94 million as of 31st July 2020. Rest 88.81 million is scheduled to deliver to DGFP from August 2020 and onward.
- 2020-21: GoB (Rev.) – 170 million pcs. Planned to procure.

PILL – Current national stock of Oral Contraceptive Pill is 67.06 million cycles which will go up to June 2021.

- 2019-20: GoB (RPA) – 50 million cycles (2nd generation): DGFP received 19.47m as of 31st July 2020, rest 30.53m is scheduled to deliver to DGFP from August 2020 and onward.
- 2019-20: GoB (RPA) – 11 million cycles (3rd generation): DGFP received 5.5m as of 31st July 2020, rest 5.5m is scheduled to deliver to DGFP from August 2020 and onward.
- 2020-21:GoB(RPA) – 22.47 million cycles (2nd Generation) plan approved by DG.
- 2020-21: GoB (RPA) – 54.5 million cycles (3rd Generation) plan approved by DG.
- 2020-21: GoB (RPA) – 4 million cycles (POP - Apon) plan approved by DG.
- 2020-21: GoB (Rev.) – 31m (2nd Generation), 6m (3rd Generation) and 0.5m cycles (POP) planned to procure.

IUD – Current national stock is 0.68 million pcs and this stock can be used up to August 2026.

INJECTABLES – Current stock of 20.59 million vials and that can be used up to October 2022.

- 2020-21: GoB (RPA) – 14 million vials plan approved by DG.
- 2020-21: GoB (Rev.) – 2 million vials planned to procure.

IMPLANT – Current stock is 0.380 million sets and this can be used up to October 2021.

- 2019-20: GoB (RPA) - 300,000 sets: Tender opened for single rod and two rod is on 02/06/2020 & 04/06/2020 respectively. TEC meeting under process. This procurement will be carry forward to FY2020-21.
- 2020-21: GoB (RPA) – 0.275 sets of single rod implant plan approved by DG.
- 2020-21: GoB (RPA) – 0.275 sets of two rod implant plan approved by DG.

You can also download the previous reports from <http://www.scmpbd.org>

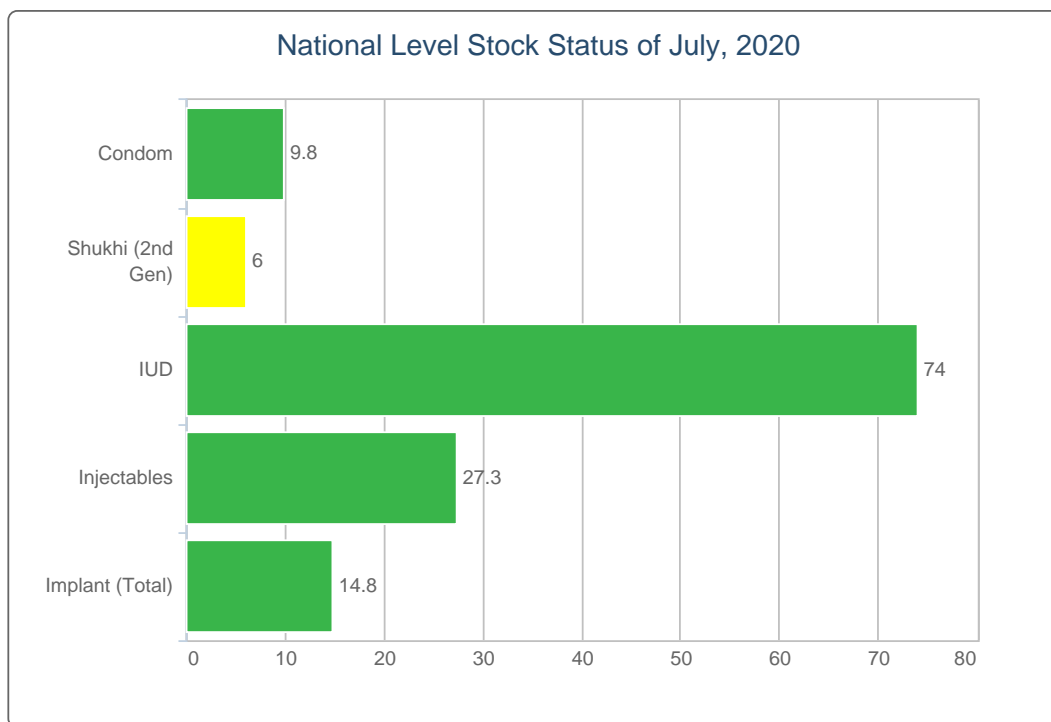
2. National Receipts Quantity by Product by Month

Contraceptive Received Report

Month: July, 2020

Item	Supplier	Receiver	Date Receipts	Qty
<i>No National Receive This Month</i>				

3. National Level Contraceptive Summary Report

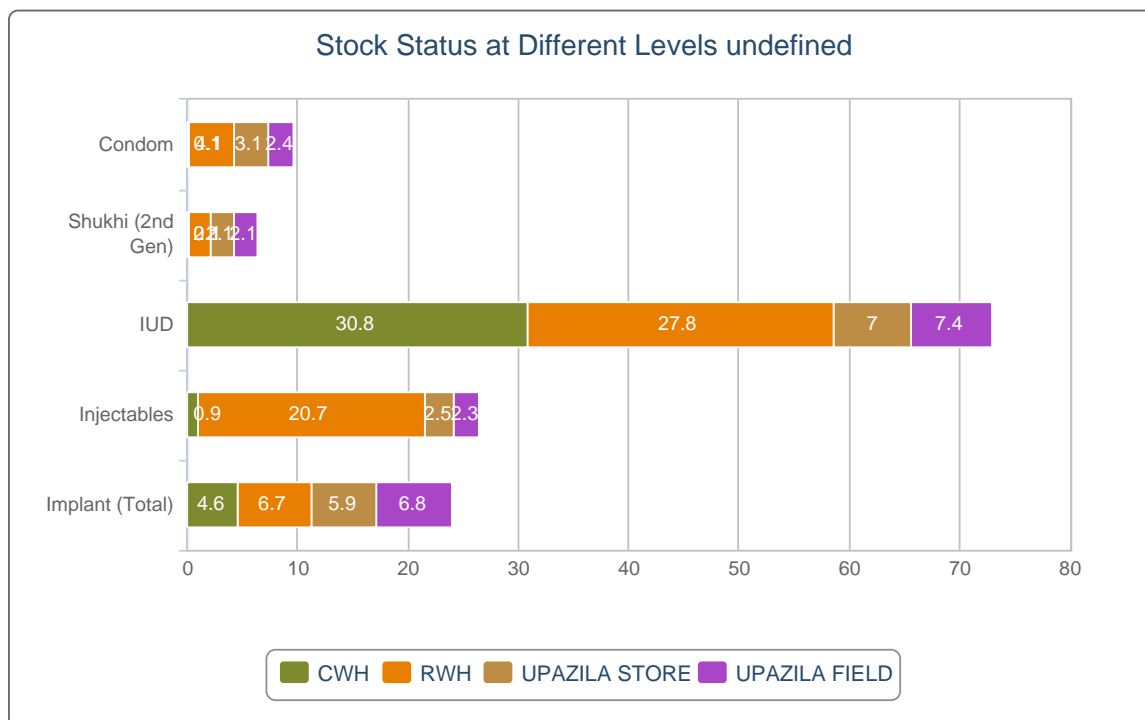


■ MOS less than 4.0
 ■ MOS 4.0 - 7.9
 ■ MOS 8.0 and above
 MOS = Month of Stock

National Level Stock Status of July, 2020

SL	Name of Products	Reported Consumption	Reported Closing Balance	Average Monthly Consumption	MOS
1	Condom	7,855,494	76,098,676	7,771,022	9.8
2	Shukhi (2nd Gen)	5,488,709	34,958,550	5,848,559	6.0
3	IUD	9,338	682,412	9,223	74.0
4	Injectables	779,173	20,595,499	754,563	27.3
5	Implant (Total)	16,268	390,189	26,383	14.8

4. Stock Status Report at Different Levels

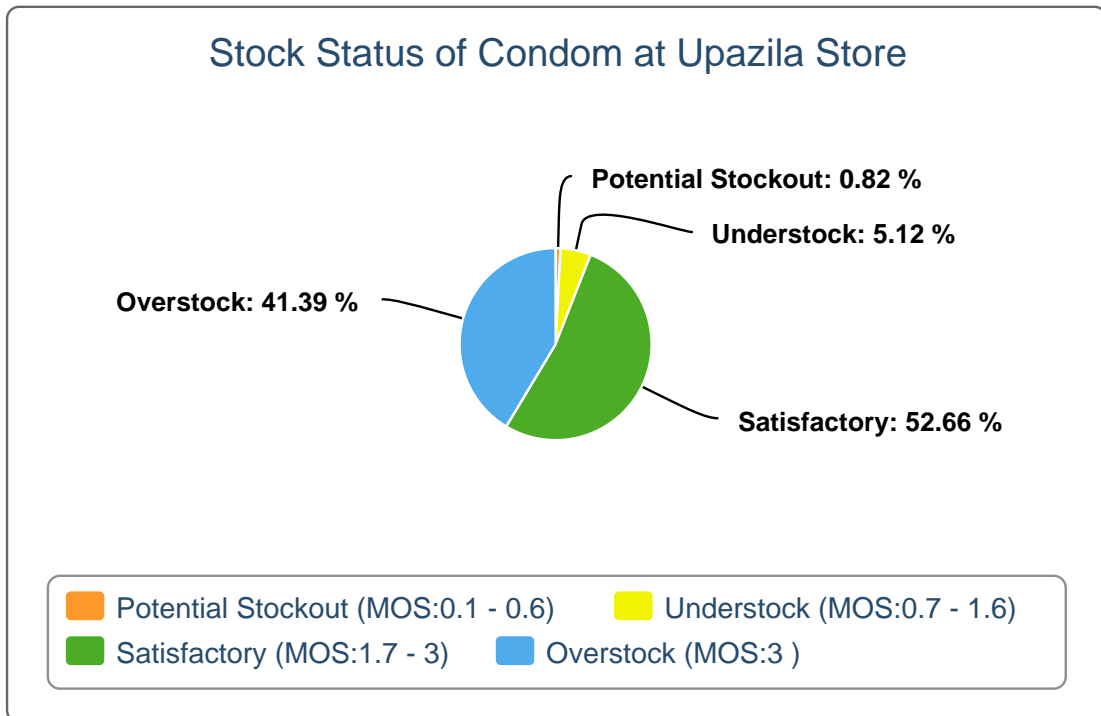


Stock Status at Different Levels July, 2020

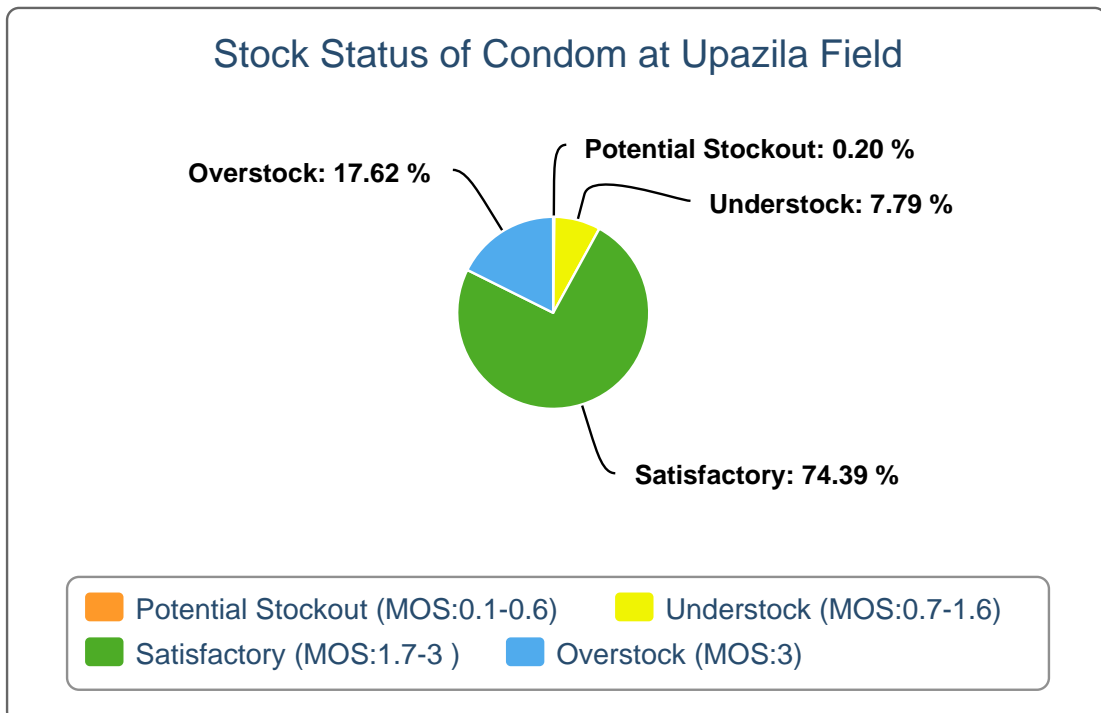
Products	Avg. Consump. of Last 6 Months	CWH Level	MOS	RWH Level	MOS	Upazila Level	MOS	Field Level	MOS	National Level	MOS
Condom	7,771,022	807,400	0.1	32,169,000	4.1	24,556,598	3.2	18,565,678	2.4	76,098,676	9.8
Shukhi (2nd Gen)	5,848,559	476,464	0.1	11,542,515	2	11,453,988	2	11,485,583	2	34,958,550	6
IUD	9,223	287,950	31.2	259,631	28.2	65,779	7.1	69,052	7.5	682,412	74
Injectables	754,563	720,381	1	16,128,600	21.4	1,979,931	2.6	1,766,587	2.3	20,595,499	27.3
Implant (Total)	26,383	75,393	2.9	108,259	4.1	95,400	3.6	111,137	4.2	390,189	14.8

5. Contraceptive Stock Status by Product at Upazila Store and Field

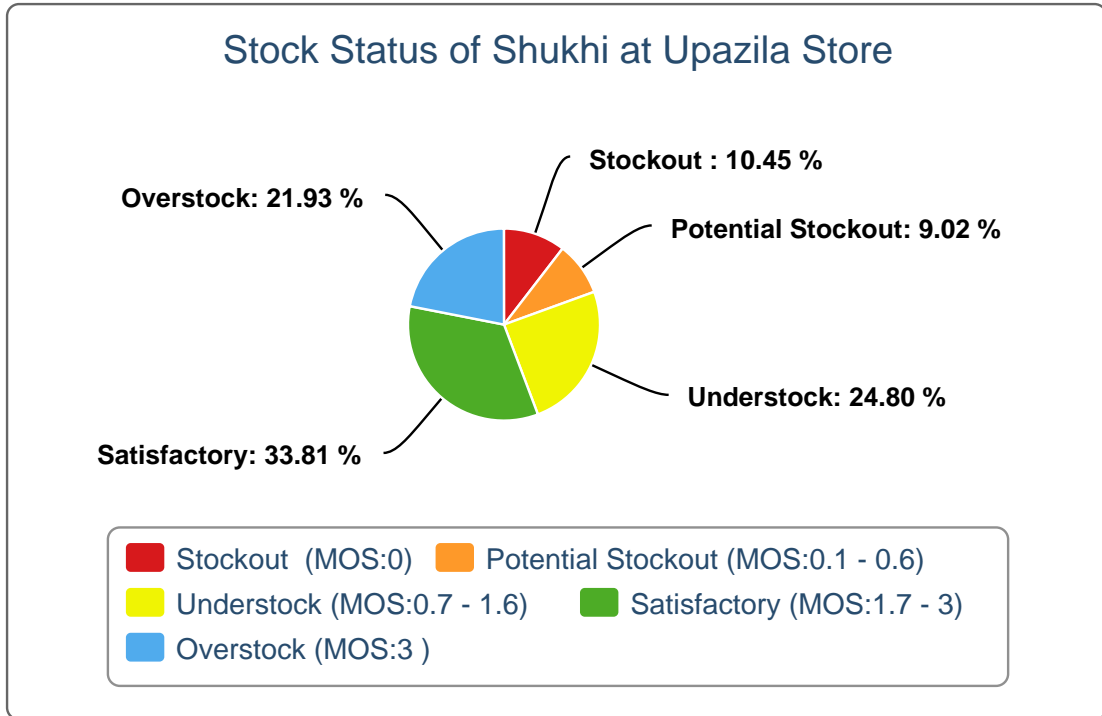
5(a).



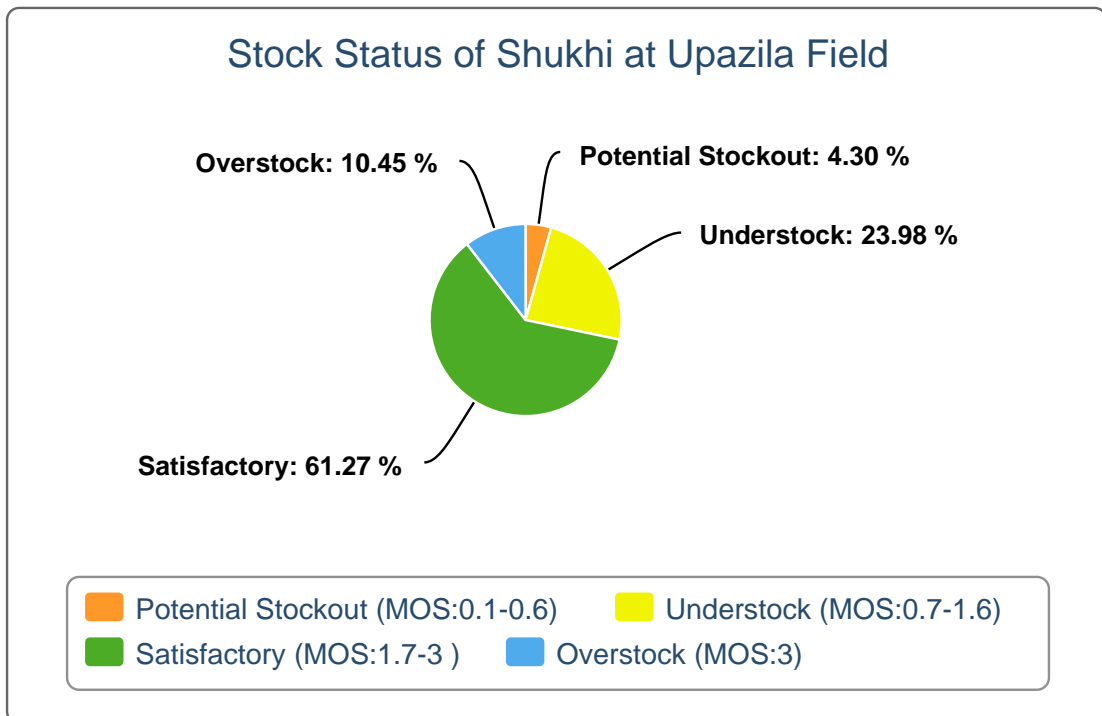
5(b).



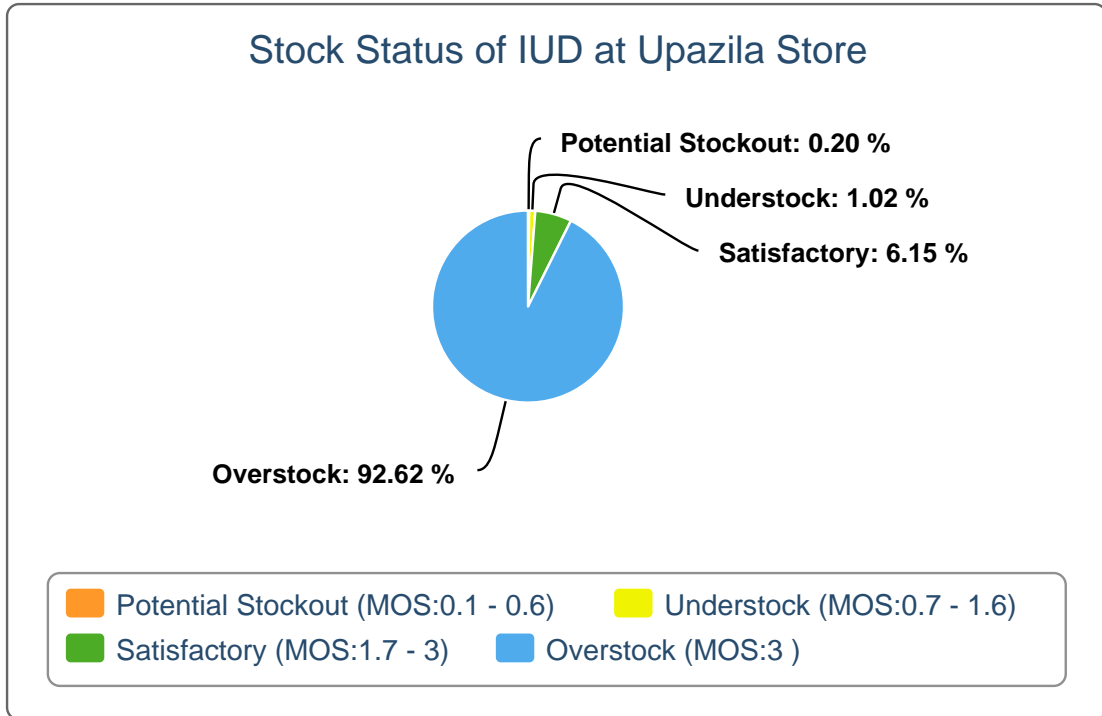
5(c).



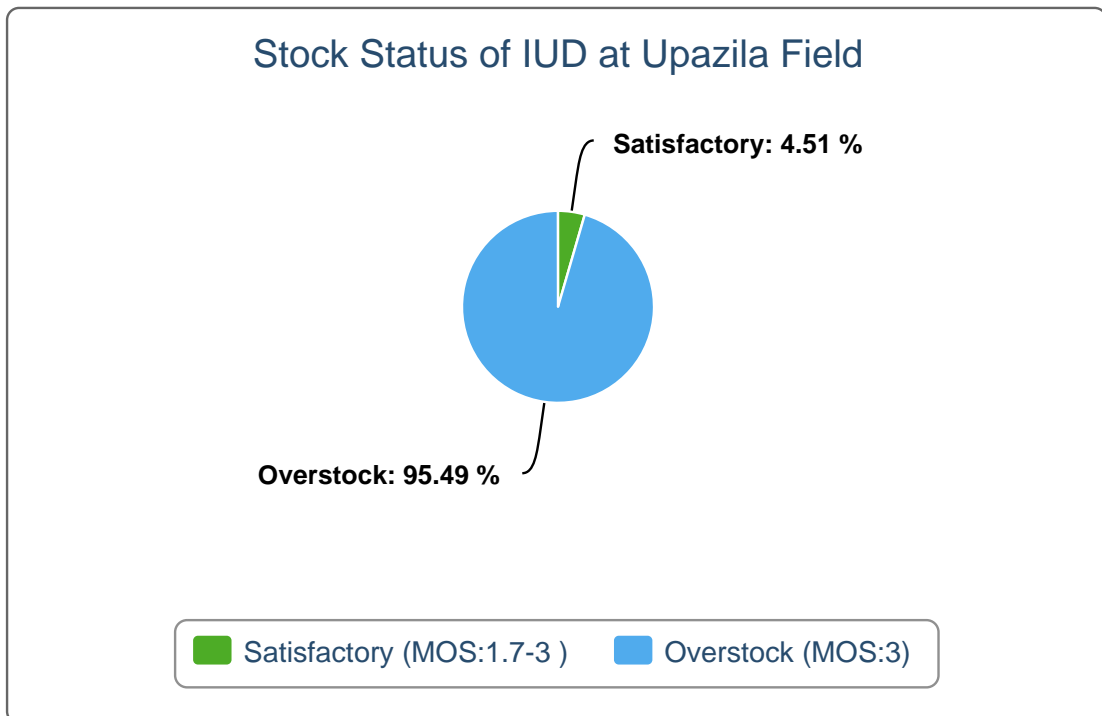
5(d).



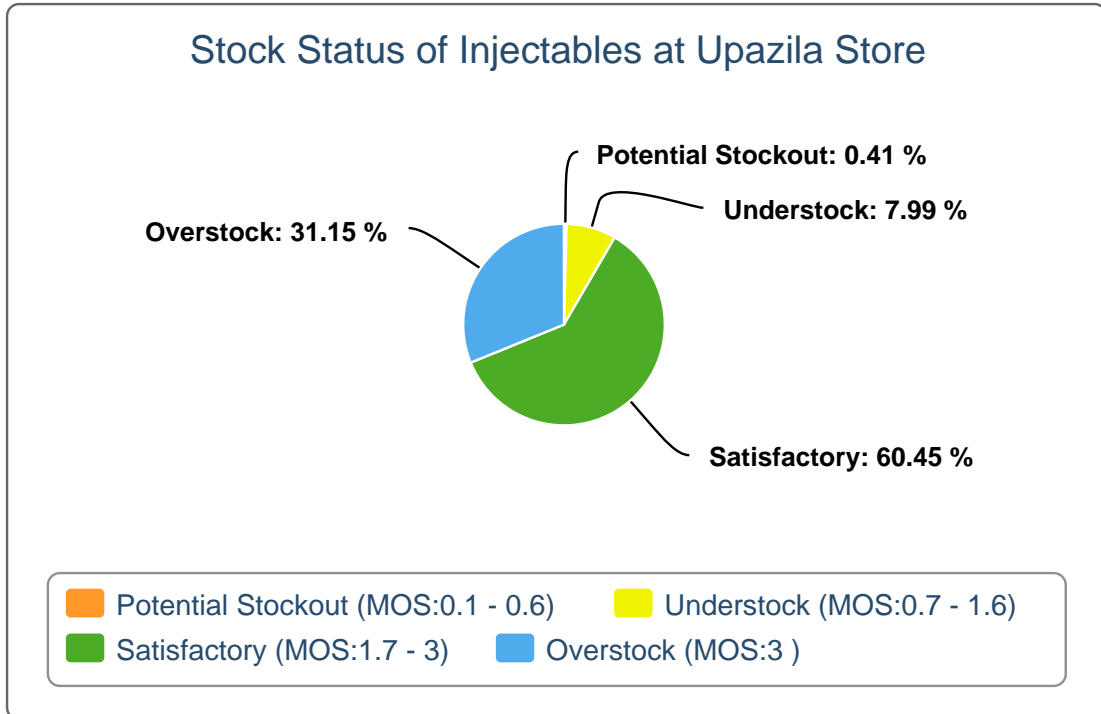
5(e).



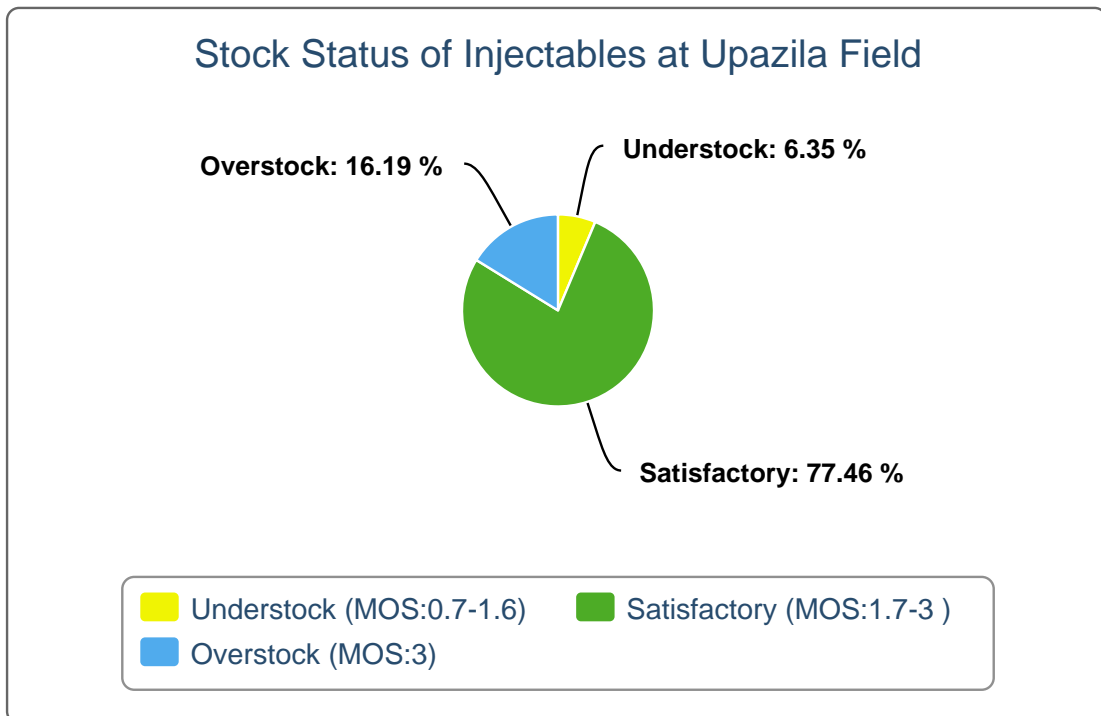
5(f).



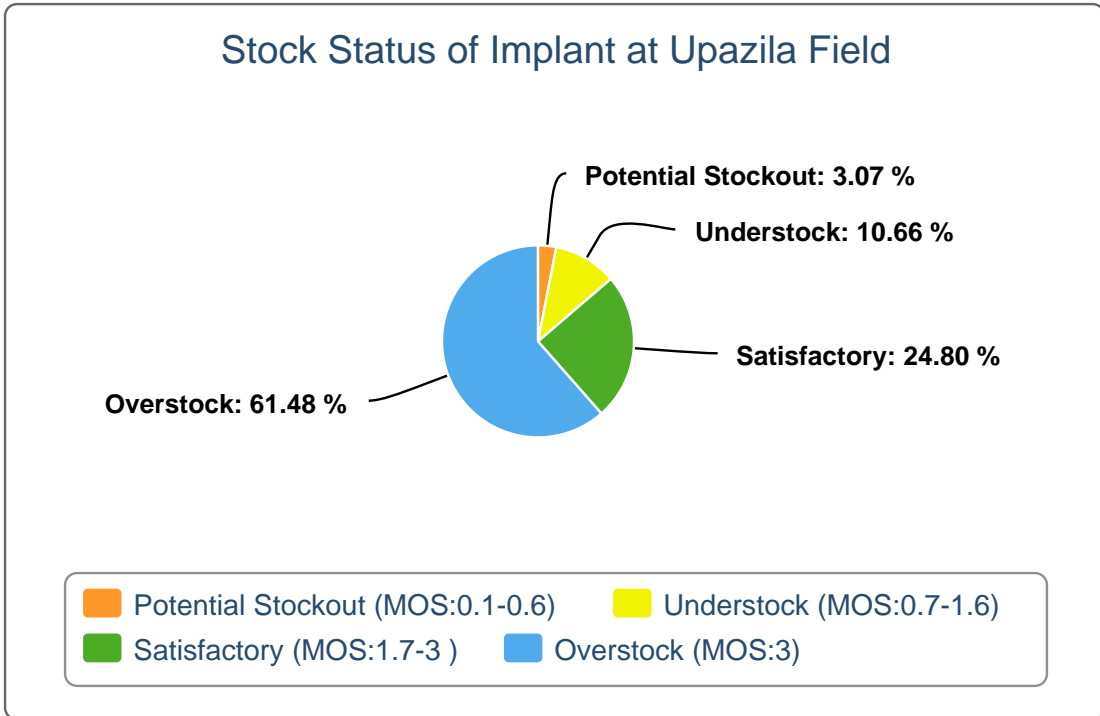
5(g).



5(h).



5(i).



6(a). Contraceptive Stock Status by Product at Regional Warehouses

SL	WH Name	Condom			Shukhi			IUD			Injectables			Implant		
		CBL	AMD	MOS	CBL	AMD	MOS	CBL	AMD	MOS	CBL	AMD	MOS	CBL	AMD	MOS
1	Bandarban RWH	82,800	33,838	2.4	53,280	18,836	2.8	885	81	10.9	14,000	2,593	5.4	900	187	4.8
2	Bhola RWH	165,600	86,039	1.9	46,080	72,603	0.6	5,230	120	43.6	172,000	35,214	4.9	3,250	380	8.6
3	Bogura RWH	525,600	465,335	1.1	1,009,760	333,169	3.0	22,200	340	65.3	4,143,100	27,751	149.3	9,200	1,694	5.4
4	Chattogram RWH	12,895,400	351,022	36.7	5,262,585	273,433	19.2	36,430	893	40.8	5,294,900	43,425	121.9	11,098	2,003	5.5
5	Cumilla RWH	900,000	444,069	2.0	810,720	310,793	2.6	9,700	908	10.7	166,000	55,523	3.0	4,050	1,736	2.3
6	Dhaka CWH	807,400	1,058,817	0.8	476,464	613,969	0.8	287,950	1,161	248.0	720,381	76,612	9.4	75,393	2,036	37.0
7	Dinajpur RWH	316,800	168,857	1.9	168,480	255,706	0.7	17,250	197	87.6	59,000	29,256	2.0	4,750	1,285	3.7
8	Faridpur RWH	748,800	510,918	1.5	411,840	344,253	1.2	21,000	762	27.6	80,000	37,667	2.1	4,600	2,084	2.2
9	Jamalpur RWH	918,000	286,578	3.2	272,160	219,323	1.2	11,200	147	76.2	112,000	24,511	4.6	4,200	921	4.6
10	Jashore RWH	738,000	406,374	1.8	169,920	247,049	0.7	15,800	301	52.5	44,500	34,631	1.3	7,450	1,084	6.9
11	Khulna RWH	5,380,800	540,521	10.0	2,055,370	356,811	5.8	21,350	408	52.3	5,281,500	36,132	146.2	7,500	1,211	6.2
12	Kushtia RWH	565,200	263,841	2.1	138,240	138,963	1.0	6,836	127	53.8	66,000	27,739	2.4	5,850	583	10.0
13	Mymensingh RWH	2,224,800	597,258	3.7	0	677,412	0.0	5,650	538	10.5	21,500	46,939	0.5	6,700	2,312	2.9
14	Noakhali RWH	550,800	209,333	2.6	43,200	137,207	0.3	5,075	494	10.3	55,800	34,640	1.6	6,461	1,275	5.1
15	Pabna RWH	856,800	432,501	2.0	260,640	301,553	0.9	5,700	572	10.0	84,000	38,243	2.2	6,550	751	8.7
16	Patuakhali RWH	173,200	110,679	1.6	76,320	139,724	0.5	12,450	213	58.5	193,100	23,149	8.3	5,100	1,137	4.5
17	Rajshahi RWH	1,537,200	553,334	2.8	360,000	265,882	1.4	17,425	275	63.4	62,300	28,934	2.2	4,100	943	4.3
18	Rangamati RWH	140,400	41,434	3.4	38,160	33,611	1.1	425	75	5.7	12,000	2,638	4.5	1,150	213	5.4
19	Rangpur RWH	1,508,400	456,552	3.3	365,760	578,976	0.6	15,525	959	16.2	132,000	87,139	1.5	6,000	2,393	2.5
20	Sylhet RWH	1,681,200	490,685	3.4	0	309,597	0.0	24,400	422	57.8	92,900	41,848	2.2	5,850	1,574	3.7
21	Tangail RWH	259,200	263,037	1.0	0	219,689	0.0	5,100	230	22.2	42,000	19,979	2.1	3,500	581	6.0

6(b). Contraceptive Stock Status by Product at Upazila

SL	Warehouse Name	Upazila Name	Condom			Shukhi			IUD			Injectables			Implant		
			CBL	AMD	MOS	CBL	AMD	MOS	CBL	AMD	MOS	CBL	AMD	MOS	CBL	AMD	MOS
1	Bandarban RWH	Alikadam	24,864	10,483	2.4	7,215	2,921	2.5	70	13	5.4	1,781	530	3.4	112	36	3.1
2	Bandarban RWH	Bandarban Sadar	12,640	2,998	4.2	10,275	3,003	3.4	64	20	3.2	1,845	414	4.5	107	33	3.2
3	Bandarban RWH	Lama	17,484	5,242	3.3	10,755	4,756	2.3	72	27	2.7	2,260	650	3.5	45	48	0.9
4	Bandarban RWH	Naikhongchhari	21,068	6,172	3.4	10,845	3,404	3.2	43	4	10.8	1,473	619	2.4	75	16	4.7
5	Bandarban RWH	Rowangchhari	8,916	2,165	4.1	5,445	1,767	3.1	45	3	15.0	427	138	3.1	69	17	4.1
6	Bandarban RWH	Ruma	12,732	4,398	2.9	4,596	1,418	3.2	54	6	9.0	395	94	4.2	85	14	6.1
7	Bandarban RWH	Thanchi	8,946	2,380	3.8	6,045	1,567	3.9	40	8	5.0	232	148	1.6	100	23	4.3
8	Bhola RWH	Bhola Sadar	25,668	9,833	2.6	16,278	9,332	1.7	184	39	4.7	8,993	4,650	1.9	300	72	4.2
9	Bhola RWH	Burhanuddin	13,546	3,857	3.5	10,920	6,954	1.6	105	12	8.8	4,919	1,297	3.8	200	21	9.5
10	Bhola RWH	Char Fasson	42,100	18,172	2.3	23,595	14,072	1.7	218	16	13.6	17,245	7,885	2.2	470	76	6.2
11	Bhola RWH	Daulat Khan	20,200	3,643	5.5	15,765	4,852	3.2	80	4	20.0	7,500	3,134	2.4	230	21	11.0
12	Bhola RWH	Hizla	17,912	7,106	2.5	8,940	4,891	1.8	45	6	7.5	3,402	1,382	2.5	330	14	23.6
13	Bhola RWH	Lalmohan	38,010	15,596	2.4	18,515	11,752	1.6	168	12	14.0	15,065	6,320	2.4	350	65	5.4
14	Bhola RWH	Manpura	7,288	3,539	2.1	4,237	2,549	1.7	36	3	12.0	3,382	1,727	2.0	70	36	1.9
15	Bhola RWH	Mehendiganj	23,100	11,152	2.1	13,660	8,573	1.6	67	20	3.4	8,833	4,546	1.9	200	18	11.1
16	Bhola RWH	Muladi	11,300	8,673	1.3	7,515	6,484	1.2	36	4	9.0	3,954	1,777	2.2	50	24	2.1
17	Bhola RWH	Tazumuddin	25,720	4,468	5.8	26,085	3,144	8.3	30	4	7.5	7,192	2,496	2.9	42	33	1.3
18	Bogura RWH	Adamdighi	30,900	8,211	3.8	19,185	5,235	3.7	100	18	5.6	902	245	3.7	200	32	6.3
19	Bogura RWH	Akkelpur	22,716	5,259	4.3	16,140	4,814	3.4	53	4	13.3	1,358	296	4.6	300	72	4.2
20	Bogura RWH	Atrai	28,400	11,604	2.4	22,600	10,501	2.2	129	6	21.5	1,296	442	2.9	200	18	11.1
21	Bogura RWH	Badalgachhi	29,660	10,338	2.9	27,990	10,637	2.6	30	5	6.0	2,896	1,176	2.5	200	50	4.0
22	Bogura RWH	Bogura Sadar	51,840	46,964	1.1	6,365	9,009	0.7	154	27	5.7	91	1,395	0.1	210	92	2.3
23	Bogura RWH	Dhamoirhat	32,502	9,228	3.5	27,525	8,829	3.1	90	9	10.0	3,451	912	3.8	150	19	7.9
24	Bogura RWH	Dhunat	62,000	29,467	2.1	39,680	18,023	2.2	63	7	9.0	4,603	1,797	2.6	200	89	2.2
25	Bogura RWH	Dhupchanchia	24,000	8,144	2.9	36,315	7,224	5.0	79	7	11.3	2,524	701	3.6	300	51	5.9

SL	Warehouse Name	Upazila Name	Condom			Shukhi			IUD			Injectables			Implant		
			CBL	AMD	MOS	CBL	AMD	MOS	CBL	AMD	MOS	CBL	AMD	MOS	CBL	AMD	MOS
26	Bogura RWH	Gabtali	86,040	26,329	3.3	38,325	13,087	2.9	93	7	13.3	5,550	2,063	2.7	400	53	7.5
27	Bogura RWH	Ghoraghat	19,900	5,069	3.9	4,785	5,152	0.9	37	12	3.1	1,059	268	4.0	150	27	5.6
28	Bogura RWH	Hakimpur	18,600	7,038	2.6	657	3,559	0.2	76	4	19.0	955	236	4.0	200	30	6.7
29	Bogura RWH	Joypurhat Sadar	37,764	15,149	2.5	21,240	10,348	2.1	95	25	3.8	2,278	588	3.9	550	78	7.1
30	Bogura RWH	Kahaloo	48,288	16,523	2.9	22,785	10,299	2.2	114	23	5.0	2,061	851	2.4	100	44	2.3
31	Bogura RWH	Kalai	22,868	5,518	4.1	23,055	7,741	3.0	104	5	20.8	1,610	348	4.6	300	44	6.8
32	Bogura RWH	Khetlal	25,620	7,052	3.6	14,805	4,445	3.3	69	9	7.7	1,106	216	5.1	200	79	2.5
33	Bogura RWH	Mahadebpur	51,096	14,601	3.5	55,890	14,873	3.8	78	7	11.1	2,523	807	3.1	320	67	4.8
34	Bogura RWH	Manda	77,400	21,927	3.5	90,000	27,739	3.2	298	58	5.1	3,933	1,780	2.2	50	77	0.6
35	Bogura RWH	Nandigram	16,600	8,832	1.9	16,140	10,493	1.5	65	3	21.7	1,220	360	3.4	200	36	5.6
36	Bogura RWH	Naogaon Sadar	62,516	23,681	2.6	57,600	16,483	3.5	191	4	47.8	3,986	1,173	3.4	154	50	3.1
37	Bogura RWH	Niamatpur	35,156	15,121	2.3	30,345	14,219	2.1	47	11	4.3	2,129	876	2.4	350	65	5.4
38	Bogura RWH	Panchbibi	36,413	9,543	3.8	12,183	6,093	2.0	63	15	4.2	1,135	713	1.6	452	131	3.5
39	Bogura RWH	Patnitala	46,971	9,530	4.9	11,479	9,163	1.3	110	4	27.5	1,423	549	2.6	202	50	4.0
40	Bogura RWH	Porsha	32,328	10,493	3.1	5,340	8,476	0.6	90	8	11.3	1,102	506	2.2	150	13	11.5
41	Bogura RWH	Raninagar	21,408	11,707	1.8	11,115	11,406	1.0	141	3	47.0	1,585	496	3.2	250	24	10.4
42	Bogura RWH	Sapahar	47,918	10,080	4.8	12,019	9,017	1.3	100	4	25.0	2,115	990	2.1	250	31	8.1
43	Bogura RWH	Sariakandi	32,028	13,859	2.3	21,435	7,895	2.7	237	9	26.3	3,370	1,115	3.0	550	129	4.3
44	Bogura RWH	Shajahanpur	74,980	35,551	2.1	21,185	13,215	1.6	86	6	14.3	2,364	993	2.4	350	60	5.8
45	Bogura RWH	Sherpur	73,992	29,843	2.5	50,400	16,898	3.0	54	10	5.4	3,688	1,357	2.7	200	83	2.4
46	Bogura RWH	Shibganj	59,300	21,314	2.8	49,500	21,513	2.3	80	4	20.0	7,200	3,369	2.1	500	40	12.5
47	Bogura RWH	Sonatola	59,000	17,360	3.4	53,055	16,783	3.2	265	26	10.2	3,088	1,133	2.7	400	60	6.7
48	Chattogram RWH	Anowara	27,900	8,089	3.4	37,350	8,442	4.4	268	19	14.1	1,543	700	2.2	250	20	12.5
49	Chattogram RWH	Banshkhali	30,216	10,982	2.8	43,590	10,182	4.3	184	12	15.3	2,276	1,731	1.3	100	152	0.7
50	Chattogram RWH	Boalkhali	81,428	8,436	9.7	65,144	8,398	7.8	165	18	9.2	900	423	2.1	150	36	4.2

SL	Warehouse Name	Upazila Name	Condom			Shukhi			IUD			Injectables			Implant		
			CBL	AMD	MOS	CBL	AMD	MOS	CBL	AMD	MOS	CBL	AMD	MOS	CBL	AMD	MOS
51	Chattogram RWH	Chakaria	99,240	14,177	7.0	44,335	14,127	3.1	310	35	8.9	6,583	2,991	2.2	250	116	2.2
52	Chattogram RWH	Chandanaish	69,600	6,610	10.5	23,700	6,615	3.6	127	23	5.5	1,289	684	1.9	101	57	1.8
53	Chattogram RWH	Cox's Bazar Sadar	103,500	22,271	4.6	42,210	14,038	3.0	418	41	10.2	5,890	2,861	2.1	963	40	24.1
54	Chattogram RWH	Dighinala	20,304	8,178	2.5	18,380	8,029	2.3	84	10	8.4	1,840	839	2.2	100	47	2.1
55	Chattogram RWH	Double Mooring	112,536	35,605	3.2	57,570	9,134	6.3	535	118	4.5	9,711	2,477	3.9	480	90	5.3
56	Chattogram RWH	Fatikchhari	219,900	16,286	13.5	35,180	14,412	2.4	180	23	7.8	3,711	1,790	2.1	450	207	2.2
57	Chattogram RWH	Hathazari	117,913	26,429	4.5	31,015	14,850	2.1	349	18	19.4	1,675	1,052	1.6	200	40	5.0
58	Chattogram RWH	Khagrachhari Sadar	45,630	3,660	12.5	37,531	5,235	7.2	216	45	4.8	2,763	490	5.6	129	11	11.7
59	Chattogram RWH	Kutubdia	12,936	2,065	6.3	12,390	2,527	4.9	229	14	16.4	8,100	858	9.4	1,000	131	7.6
60	Chattogram RWH	Lakshmichhari	12,888	988	13.0	3,540	2,170	1.6	62	9	6.9	365	93	3.9	100	16	6.3
61	Chattogram RWH	Lohagara	19,810	5,612	3.5	412,035	6,648	62.0	149	9	16.6	2,402	1,168	2.1	250	40	6.3
62	Chattogram RWH	Mahalchhari	8,816	3,125	2.8	7,965	4,144	1.9	46	6	7.7	494	223	2.2	60	40	1.5
63	Chattogram RWH	Maheshkhali	33,816	6,981	4.8	39,545	15,409	2.6	187	35	5.3	6,138	2,949	2.1	328	94	3.5
64	Chattogram RWH	Manikchhari	9,632	846	11.4	3,465	1,633	2.1	93	2	46.5	851	353	2.4	120	18	6.7
65	Chattogram RWH	Matiranga	18,500	8,602	2.2	15,175	6,913	2.2	250	20	12.5	1,696	801	2.1	402	53	7.6
66	Chattogram RWH	Mirsharai	29,326	10,981	2.7	35,535	11,364	3.1	216	36	6.0	4,022	1,738	2.3	400	55	7.3
67	Chattogram RWH	Panchhari	17,584	2,367	7.4	11,800	4,009	2.9	117	3	39.0	846	169	5.0	150	24	6.3
68	Chattogram RWH	Panchlaish	59,332	24,721	2.4	24,506	7,981	3.1	320	67	4.8	5,828	2,094	2.8	169	54	3.1
69	Chattogram RWH	Patiya	41,900	16,207	2.6	34,845	15,569	2.2	310	91	3.4	3,210	1,785	1.8	220	63	3.5
70	Chattogram RWH	Pekua	21,300	7,243	2.9	22,800	6,540	3.5	210	15	14.0	4,746	2,196	2.2	200	55	3.6
71	Chattogram RWH	Ramgarh	7,624	3,442	2.2	9,630	3,972	2.4	32	4	8.0	410	215	1.9	100	23	4.3
72	Chattogram RWH	Ramu	53,200	7,092	7.5	25,875	5,501	4.7	179	23	7.8	4,296	1,861	2.3	350	42	8.3
73	Chattogram RWH	Rangunia	52,095	16,597	3.1	27,901	10,743	2.6	157	45	3.5	3,239	1,398	2.3	300	46	6.5
74	Chattogram RWH	Raozan	30,366	10,841	2.8	34,575	9,661	3.6	240	43	5.6	2,140	1,066	2.0	900	147	6.1
75	Chattogram RWH	Sandwip	27,250	9,065	3.0	14,055	10,531	1.3	134	21	6.4	8,008	1,128	7.1	200	87	2.3

SL	Warehouse Name	Upazila Name	Condom			Shukhi			IUD			Injectables			Implant		
			CBL	AMD	MOS	CBL	AMD	MOS	CBL	AMD	MOS	CBL	AMD	MOS	CBL	AMD	MOS
76	Chattogram RWH	Satkania	24,720	9,460	2.6	17,850	8,052	2.2	90	13	6.9	1,438	670	2.1	250	56	4.5
77	Chattogram RWH	Sitakunda	36,296	12,597	2.9	24,875	8,726	2.9	239	26	9.2	1,044	1,174	0.9	200	44	4.5
78	Chattogram RWH	Teknaf	84,784	25,708	3.3	46,720	11,999	3.9	93	34	2.7	10,224	3,966	2.6	420	75	5.6
79	Chattogram RWH	Ukhia	44,200	5,759	7.7	35,125	5,879	6.0	230	15	15.3	6,442	1,482	4.3	400	24	16.7
80	Cumilla RWH	Akhaura	44,500	7,297	6.1	20,686	5,020	4.1	110	5	22.0	2,412	717	3.4	160	18	8.9
81	Cumilla RWH	Ashuganj	69,900	12,933	5.4	30,840	5,910	5.2	180	8	22.5	2,828	733	3.9	250	35	7.1
82	Cumilla RWH	Banchhampur	98,100	15,301	6.4	32,895	7,676	4.3	166	19	8.7	4,496	1,417	3.2	400	135	3.0
83	Cumilla RWH	Barura	81,624	13,459	6.1	35,560	15,419	2.3	290	29	10.0	5,704	2,686	2.1	300	45	6.7
84	Cumilla RWH	Bijoyagar	58,608	13,182	4.4	23,671	8,883	2.7	194	17	11.4	3,359	1,374	2.4	400	38	10.5
85	Cumilla RWH	Brahman Para	31,888	6,120	5.2	28,445	6,339	4.5	107	18	5.9	2,627	625	4.2	111	50	2.2
86	Cumilla RWH	Brahmanbaria Sadar	105,900	23,540	4.5	66,540	9,428	7.1	341	30	11.4	5,504	2,133	2.6	100	59	1.7
87	Cumilla RWH	Burichang	121,378	19,255	6.3	45,506	13,731	3.3	284	23	12.3	5,770	1,528	3.8	250	85	2.9
88	Cumilla RWH	Chandina	100,628	12,593	8.0	23,015	12,748	1.8	105	25	4.2	3,352	2,513	1.3	200	30	6.7
89	Cumilla RWH	Chandpur Sadar	64,800	10,988	5.9	34,330	10,825	3.2	398	71	5.6	11,147	2,028	5.5	400	78	5.1
90	Cumilla RWH	Chaudagram	76,236	16,776	4.5	42,165	14,372	2.9	363	16	22.7	7,034	3,294	2.1	100	30	3.3
91	Cumilla RWH	Cumilla Adarsha Sadar	133,300	35,849	3.7	46,150	13,882	3.3	426	76	5.6	5,752	2,629	2.2	188	99	1.9
92	Cumilla RWH	Cumilla Sadar Dakshin	68,000	14,922	4.6	35,760	13,871	2.6	216	23	9.4	5,322	2,380	2.2	190	17	11.2
93	Cumilla RWH	Daudkandi	49,728	9,998	5.0	29,690	7,657	3.9	153	48	3.2	2,894	1,507	1.9	100	33	3.0
94	Cumilla RWH	Debidwar	81,000	16,286	5.0	25,910	13,681	1.9	12	110	0.1	5,108	2,559	2.0	200	30	6.7
95	Cumilla RWH	Faridganj	65,900	10,667	6.2	39,375	9,657	4.1	150	44	3.4	4,815	2,312	2.1	150	80	1.9
96	Cumilla RWH	Haim Char	10,300	2,492	4.1	17,445	3,795	4.6	106	6	17.7	2,166	394	5.5	100	27	3.7
97	Cumilla RWH	Hajiganj	68,400	6,289	10.9	26,175	9,158	2.9	312	27	11.6	8,291	1,714	4.8	400	64	6.3
98	Cumilla RWH	Homna	56,660	13,605	4.2	15,345	6,970	2.2	197	16	12.3	4,059	1,137	3.6	222	30	7.4
99	Cumilla RWH	Kachua	131,956	12,308	10.7	29,385	11,201	2.6	206	30	6.9	3,738	3,226	1.2	100	38	2.6
100	Cumilla RWH	Kasba	78,800	17,681	4.5	31,620	10,622	3.0	159	18	8.8	2,332	990	2.4	250	62	4.0

SL	Warehouse Name	Upazila Name	Condom			Shukhi			IUD			Injectables			Implant		
			CBL	AMD	MOS	CBL	AMD	MOS	CBL	AMD	MOS	CBL	AMD	MOS	CBL	AMD	MOS
101	Cumilla RWH	Laksam	58,900	9,979	5.9	37,590	6,858	5.5	83	23	3.6	5,036	1,468	3.4	260	29	9.0
102	Cumilla RWH	Manoharganj	48,100	8,469	5.7	27,715	6,902	4.0	70	10	7.0	3,682	1,064	3.5	100	15	6.7
103	Cumilla RWH	Matlab Dakshin	90,400	10,397	8.7	26,862	6,544	4.1	210	16	13.1	2,638	1,651	1.6	315	26	12.1
104	Cumilla RWH	Matlab Uttar	78,400	13,259	5.9	27,865	9,794	2.8	272	35	7.8	4,887	1,137	4.3	100	115	0.9
105	Cumilla RWH	Meghna	25,700	4,743	5.4	16,730	3,887	4.3	75	9	8.3	2,646	727	3.6	245	39	6.3
106	Cumilla RWH	Muradnagar	96,564	31,653	3.1	11,205	15,828	0.7	237	49	4.8	5,135	2,716	1.9	300	63	4.8
107	Cumilla RWH	Nabinagar	125,840	23,812	5.3	9,495	13,767	0.7	61	5	12.2	3,114	1,561	2.0	300	97	3.1
108	Cumilla RWH	Nangalkot	66,806	19,110	3.5	34,936	8,518	4.1	235	26	9.0	5,974	2,115	2.8	150	70	2.1
109	Cumilla RWH	Nasirnagar	79,152	10,479	7.6	35,025	10,742	3.3	200	13	15.4	3,351	991	3.4	250	74	3.4
110	Cumilla RWH	Sarail	77,100	12,723	6.1	34,980	8,195	4.3	115	11	10.5	3,833	1,466	2.6	300	78	3.8
111	Cumilla RWH	Shahrasti	8,900	3,626	2.5	9,720	5,840	1.7	215	9	23.9	5,882	1,716	3.4	200	29	6.9
112	Cumilla RWH	Titas	61,932	4,278	14.5	27,330	3,073	8.9	77	43	1.8	2,581	1,015	2.5	217	18	12.1
113	Dhaka CWH	Araihazar	37,800	10,478	3.6	23,040	18,349	1.3	216	33	6.5	3,830	1,989	1.9	300	59	5.1
114	Dhaka CWH	Bandar	46,992	35,461	1.3	205	15,575	0.0	113	23	4.9	1,522	1,981	0.8	20	42	0.5
115	Dhaka CWH	Belabo	23,928	9,517	2.5	18,795	7,855	2.4	135	8	16.9	1,872	753	2.5	100	43	2.3
116	Dhaka CWH	Daulatpur	24,244	11,139	2.2	18,720	8,795	2.1	79	9	8.8	1,877	939	2.0	60	56	1.1
117	Dhaka CWH	Dhamrai	16,448	20,595	0.8	101	19,104	0.0	217	73	3.0	1,781	1,282	1.4	350	61	5.7
118	Dhaka CWH	Dohar	22,532	10,241	2.2	7,200	5,736	1.3	137	11	12.5	1,169	455	2.6	100	32	3.1
119	Dhaka CWH	Gazaria	22,112	7,625	2.9	12,000	6,633	1.8	59	5	11.8	988	429	2.3	81	38	2.1
120	Dhaka CWH	Gazipur Sadar	78,328	35,944	2.2	29,745	19,494	1.5	108	26	4.2	2,597	1,509	1.7	0	75	0.0
121	Dhaka CWH	Ghior	38,352	12,609	3.0	17,250	6,123	2.8	126	5	25.2	1,824	593	3.1	200	32	6.3
122	Dhaka CWH	Harirampur	909	15,342	0.1	855	5,417	0.2	175	6	29.2	844	293	2.9	20	65	0.3
123	Dhaka CWH	Kaliakair	55,684	21,835	2.6	30,965	16,983	1.8	126	10	12.6	1,617	676	2.4	0	58	0.0
124	Dhaka CWH	Kaliganj	49,436	25,051	2.0	27,090	14,491	1.9	193	5	38.6	2,482	1,141	2.2	300	23	13.0
125	Dhaka CWH	Kapasia	31,464	14,451	2.2	22,575	10,779	2.1	59	6	9.8	1,148	496	2.3	100	30	3.3

SL	Warehouse Name	Upazila Name	Condom			Shukhi			IUD			Injectables			Implant		
			CBL	AMD	MOS	CBL	AMD	MOS	CBL	AMD	MOS	CBL	AMD	MOS	CBL	AMD	MOS
126	Dhaka CWH	Keraniganj	74,968	35,267	2.1	36,090	20,964	1.7	351	55	6.4	5,709	2,423	2.4	506	24	21.1
127	Dhaka CWH	Lohajang	22,892	10,215	2.2	14,445	5,917	2.4	141	17	8.3	958	410	2.3	100	46	2.2
128	Dhaka CWH	Manikganj Sadar	36,300	23,660	1.5	25,560	9,646	2.6	244	11	22.2	3,171	1,150	2.8	0	58	0.0
129	Dhaka CWH	Manohardi	41,200	15,810	2.6	14,415	9,852	1.5	100	18	5.6	3,683	1,632	2.3	0	11	0.0
130	Dhaka CWH	Mirpur	52,500	118,409	0.4	9,360	25,975	0.4	615	197	3.1	11,356	7,548	1.5	470	189	2.5
131	Dhaka CWH	Munshiganj Sadar	42,840	22,464	1.9	28,917	14,546	2.0	155	13	11.9	2,477	1,162	2.1	50	24	2.1
132	Dhaka CWH	Narayanganj Sadar	177,233	67,200	2.6	51,318	41,699	1.2	453	30	15.1	18,353	6,429	2.9	497	59	8.4
133	Dhaka CWH	Narsingdi Sadar	119,387	56,953	2.1	1,950	46,852	0.0	248	66	3.8	13,814	11,726	1.2	200	76	2.6
134	Dhaka CWH	Nawabganj	40,340	20,546	2.0	0	11,117	0.0	205	10	20.5	1,739	776	2.2	250	52	4.8
135	Dhaka CWH	Palash	24,000	9,297	2.6	0	9,576	0.0	42	9	4.7	2,209	892	2.5	0	48	0.0
136	Dhaka CWH	Roypura	57,220	46,069	1.2	21,780	18,916	1.2	238	31	7.7	10,183	3,963	2.6	528	35	15.1
137	Dhaka CWH	Rupganj	71,680	31,154	2.3	970	28,095	0.0	412	28	14.7	8,892	2,577	3.5	0	53	0.0
138	Dhaka CWH	Saturia	26,700	9,613	2.8	13,215	7,509	1.8	60	13	4.6	1,614	507	3.2	100	54	1.9
139	Dhaka CWH	Savar	41,800	54,816	0.8	28,831	25,927	1.1	325	68	4.8	7,202	3,125	2.3	700	55	12.7
140	Dhaka CWH	Serajdikhan	37,558	15,079	2.5	28,305	14,355	2.0	170	19	8.9	2,551	1,060	2.4	200	52	3.8
141	Dhaka CWH	Shibalaya	29,700	15,529	1.9	14,529	7,560	1.9	26	6	4.3	4,145	1,267	3.3	250	49	5.1
142	Dhaka CWH	Shibpur	41,800	18,302	2.3	21,600	13,046	1.7	79	18	4.4	3,207	1,518	2.1	0	73	0.0
143	Dhaka CWH	Singair	49,189	19,408	2.5	25,482	11,040	2.3	109	8	13.6	1,776	631	2.8	210	70	3.0
144	Dhaka CWH	Sonargaon	60,648	25,169	2.4	39,795	19,670	2.0	124	27	4.6	5,732	2,590	2.2	0	37	0.0
145	Dhaka CWH	Sreenagar	39,016	15,873	2.5	395	10,294	0.0	301	13	23.2	1,819	662	2.7	600	39	15.4
146	Dhaka CWH	Sreepur	50,960	25,320	2.0	37,305	22,288	1.7	130	15	8.7	3,467	1,608	2.2	300	84	3.6
147	Dhaka CWH	Tejgaon	229,200	141,973	1.6	503,760	69,253	7.3	845	228	3.7	13,625	9,540	1.4	655	174	3.8
148	Dhaka CWH	Tongi	32,514	20,091	1.6	13,020	6,284	2.1	113	35	3.2	1,251	548	2.3	545	33	16.5
149	Dhaka CWH	Tongibari	23,200	10,312	2.2	29,100	8,254	3.5	72	6	12.0	676	332	2.0	300	27	11.1
150	Dinajpur RWH	Atwari	26,282	3,951	6.7	18,725	7,367	2.5	71	4	17.8	1,976	780	2.5	0	36	0.0

SL	Warehouse Name	Upazila Name	Condom			Shukhi			IUD			Injectables			Implant		
			CBL	AMD	MOS	CBL	AMD	MOS	CBL	AMD	MOS	CBL	AMD	MOS	CBL	AMD	MOS
151	Dinajpur RWH	Baliadangi	21,200	3,340	6.3	32,370	7,432	4.4	51	4	12.8	4,573	1,703	2.7	0	36	0.0
152	Dinajpur RWH	Biral	27,326	7,379	3.7	42,120	10,174	4.1	102	8	12.8	2,646	1,063	2.5	10	95	0.1
153	Dinajpur RWH	Birampur	5,100	5,522	0.9	45,840	5,101	9.0	65	9	7.2	1,061	258	4.1	20	29	0.7
154	Dinajpur RWH	Birganj	25,800	10,390	2.5	36,000	18,583	1.9	185	9	20.6	3,409	1,526	2.2	0	65	0.0
155	Dinajpur RWH	Bochaganj	23,182	4,979	4.7	29,955	7,776	3.9	76	12	6.3	1,746	610	2.9	400	87	4.6
156	Dinajpur RWH	Boda	13,600	8,197	1.7	31,980	16,882	1.9	57	5	11.4	4,973	2,232	2.2	0	84	0.0
157	Dinajpur RWH	Chirirbandar	19,282	6,986	2.8	31,680	12,930	2.5	88	13	6.8	3,037	995	3.1	50	73	0.7
158	Dinajpur RWH	Debiganj	24,900	9,986	2.5	55,125	22,389	2.5	100	11	9.1	7,258	3,212	2.3	0	42	0.0
159	Dinajpur RWH	Dinajpur Sadar	47,800	22,097	2.2	43,395	17,253	2.5	163	15	10.9	5,053	2,097	2.4	50	208	0.2
160	Dinajpur RWH	Fulbari	10,008	4,417	2.3	39,240	4,802	8.2	42	6	7.0	1,511	166	9.1	50	52	1.0
161	Dinajpur RWH	Haripur	30,248	5,776	5.2	12,078	7,270	1.7	54	6	9.0	4,470	943	4.7	0	14	0.0
162	Dinajpur RWH	Kaharole	12,900	3,543	3.6	24,380	9,035	2.7	85	8	10.6	2,011	592	3.4	200	89	2.2
163	Dinajpur RWH	Khansama	17,532	4,133	4.2	30,198	12,954	2.3	78	12	6.5	3,772	1,079	3.5	10	69	0.1
164	Dinajpur RWH	Nawabganj	7,500	8,256	0.9	4,410	11,001	0.4	68	3	22.7	1,110	1,024	1.1	0	19	0.0
165	Dinajpur RWH	Panchagarh Sadar	20,056	9,577	2.1	27,672	13,870	2.0	64	8	8.0	4,111	1,959	2.1	0	44	0.0
166	Dinajpur RWH	Parbatipur	48,300	17,089	2.8	37,163	18,437	2.0	175	22	8.0	4,826	1,654	2.9	350	44	8.0
167	Dinajpur RWH	Pirganj	21,900	5,367	4.1	30,560	8,840	3.5	47	10	4.7	4,745	923	5.1	200	24	8.3
168	Dinajpur RWH	Ranisankail	17,084	3,938	4.3	5,775	10,654	0.5	47	4	11.8	2,225	919	2.4	0	38	0.0
169	Dinajpur RWH	Tentulia	15,148	5,713	2.7	12,870	7,107	1.8	70	8	8.8	3,047	434	7.0	50	26	1.9
170	Dinajpur RWH	Thakurgaon Sadar	46,800	18,221	2.6	46,080	25,849	1.8	155	20	7.8	12,100	5,087	2.4	0	111	0.0
171	Faridpur RWH	Agailjhara	17,410	5,814	3.0	7,827	6,591	1.2	72	10	7.2	2,240	563	4.0	100	31	3.2
172	Faridpur RWH	Alfadanga	69,600	4,929	14.1	8,640	3,010	2.9	24	4	6.0	2,019	470	4.3	200	56	3.6
173	Faridpur RWH	Babuganj	19,200	4,960	3.9	7,845	5,751	1.4	67	14	4.8	2,572	516	5.0	50	27	1.9
174	Faridpur RWH	Baliakandi	83,486	22,579	3.7	11,700	11,155	1.0	109	16	6.8	3,899	1,145	3.4	450	74	6.1
175	Faridpur RWH	Banari Para	19,564	5,480	3.6	11,355	6,741	1.7	25	5	5.0	1,569	525	3.0	250	10	25.0

SL	Warehouse Name	Upazila Name	Condom			Shukhi			IUD			Injectables			Implant		
			CBL	AMD	MOS	CBL	AMD	MOS	CBL	AMD	MOS	CBL	AMD	MOS	CBL	AMD	MOS
176	Faridpur RWH	Barishal Sadar (kotwali)	22,368	26,997	0.8	11,520	13,986	0.8	55	41	1.3	3,211	2,846	1.1	350	56	6.3
177	Faridpur RWH	Bhanga	65,780	23,133	2.8	23,782	12,811	1.9	91	55	1.7	1,811	690	2.6	100	107	0.9
178	Faridpur RWH	Bhedarganj	47,644	9,982	4.8	14,595	7,928	1.8	69	16	4.3	6,106	1,477	4.1	100	55	1.8
179	Faridpur RWH	Boalmari	44,656	13,877	3.2	14,580	10,613	1.4	75	7	10.7	2,671	1,053	2.5	400	84	4.8
180	Faridpur RWH	Char Bhadrasan	17,868	4,710	3.8	8,244	1,110	7.4	54	8	6.8	484	113	4.3	150	29	5.2
181	Faridpur RWH	Damudya	14,519	3,700	3.9	11,291	2,361	4.8	51	6	8.5	1,815	253	7.2	50	11	4.5
182	Faridpur RWH	Faridpur Sadar	106,839	48,416	2.2	26,550	16,829	1.6	168	79	2.1	7,254	3,049	2.4	750	169	4.4
183	Faridpur RWH	Gaurnadi	22,700	7,684	3.0	16,185	9,227	1.8	110	12	9.2	3,094	918	3.4	50	21	2.4
184	Faridpur RWH	Goalanda	156,348	27,527	5.7	8,835	4,987	1.8	53	7	7.6	2,632	1,169	2.3	50	49	1.0
185	Faridpur RWH	Gopalganj Sadar	98,495	22,770	4.3	16,342	13,423	1.2	81	26	3.1	3,237	970	3.3	400	40	10.0
186	Faridpur RWH	Gosairhat	34,932	7,539	4.6	15,180	5,336	2.8	121	28	4.3	3,306	802	4.1	100	16	6.3
187	Faridpur RWH	Jhalokati Sadar	22,200	7,290	3.0	14,490	6,619	2.2	50	14	3.6	1,882	685	2.7	100	52	1.9
188	Faridpur RWH	Kalkini	34,700	12,646	2.7	16,620	11,697	1.4	56	15	3.7	3,887	1,028	3.8	322	78	4.1
189	Faridpur RWH	Kashiani	49,708	14,489	3.4	22,385	8,921	2.5	65	4	16.3	2,508	573	4.4	200	46	4.3
190	Faridpur RWH	Kotalipara	31,500	10,464	3.0	20,160	14,299	1.4	35	11	3.2	2,340	622	3.8	150	57	2.6
191	Faridpur RWH	Madaripur Sadar	59,036	15,198	3.9	21,865	18,340	1.2	197	59	3.3	13,358	3,803	3.5	150	26	5.8
192	Faridpur RWH	Madhukhali	42,128	14,548	2.9	14,550	11,333	1.3	200	29	6.9	3,352	1,153	2.9	350	84	4.2
193	Faridpur RWH	Muksudpur	98,191	22,141	4.4	28,815	20,616	1.4	53	13	4.1	5,499	1,816	3.0	100	71	1.4
194	Faridpur RWH	Nagarkanda	51,108	13,013	3.9	22,470	7,773	2.9	112	28	4.0	1,635	413	4.0	150	45	3.3
195	Faridpur RWH	Naria	35,279	9,067	3.9	8,640	7,965	1.1	32	13	2.5	2,925	553	5.3	150	46	3.3
196	Faridpur RWH	Nesarabad (swarupkati)	39,148	16,607	2.4	14,430	12,650	1.1	91	26	3.5	3,105	1,135	2.7	100	51	2.0
197	Faridpur RWH	Pangsha	94,900	24,047	3.9	16,380	17,476	0.9	27	15	1.8	5,353	1,825	2.9	600	163	3.7
198	Faridpur RWH	Rajbari Sadar	156,956	23,040	6.8	30,180	10,914	2.8	343	92	3.7	8,221	1,756	4.7	550	113	4.9
199	Faridpur RWH	Rajoir	43,891	10,703	4.1	9,323	10,765	0.9	49	6	8.2	3,462	843	4.1	277	44	6.3
200	Faridpur RWH	Sadarpur	30,652	16,026	1.9	13,365	6,846	2.0	63	10	6.3	2,417	499	4.8	130	42	3.1

SL	Warehouse Name	Upazila Name	Condom			Shukhi			IUD			Injectables			Implant		
			CBL	AMD	MOS	CBL	AMD	MOS	CBL	AMD	MOS	CBL	AMD	MOS	CBL	AMD	MOS
201	Faridpur RWH	Saltha	45,060	9,600	4.7	17,670	7,006	2.5	63	14	4.5	2,077	499	4.2	150	51	2.9
202	Faridpur RWH	Shariatpur Sadar	29,512	8,933	3.3	9,990	6,780	1.5	154	30	5.1	1,663	622	2.7	0	49	0.0
203	Faridpur RWH	Shib Char	46,936	16,722	2.8	23,100	13,029	1.8	116	25	4.6	7,199	1,658	4.3	244	66	3.7
204	Faridpur RWH	Tungipara	28,248	6,278	4.5	28,020	3,485	8.0	14	8	1.8	1,811	304	6.0	70	40	1.8
205	Faridpur RWH	Wazirpur	29,664	7,496	4.0	10,440	9,853	1.1	83	8	10.4	2,869	704	4.1	172	62	2.8
206	Faridpur RWH	Zanjira	46,840	12,513	3.7	19,510	6,027	3.2	83	8	10.4	2,299	617	3.7	354	63	5.6
207	Jamalpur RWH	Bakshiganj	51,900	18,208	2.9	20,245	8,976	2.3	16	7	2.3	1,184	839	1.4	210	52	4.0
208	Jamalpur RWH	Char Rajibpur	7,500	18,762	0.4	812	5,210	0.2	19	2	9.5	946	983	1.0	105	29	3.6
209	Jamalpur RWH	Dewanganj	50,480	22,363	2.3	30,885	14,065	2.2	118	5	23.6	5,600	2,492	2.2	250	82	3.0
210	Jamalpur RWH	Islampur	81,972	27,906	2.9	46,924	20,016	2.3	171	16	10.7	4,113	1,745	2.4	100	84	1.2
211	Jamalpur RWH	Jamalpur Sadar	81,352	38,363	2.1	53,710	34,079	1.6	87	12	7.3	8,663	3,590	2.4	100	55	1.8
212	Jamalpur RWH	Jhenaigati	35,275	12,341	2.9	37,440	15,030	2.5	79	7	11.3	2,509	1,301	1.9	100	51	2.0
213	Jamalpur RWH	Madarganj	36,800	11,482	3.2	24,480	10,342	2.4	75	13	5.8	1,850	602	3.1	100	86	1.2
214	Jamalpur RWH	Melandaha	92,400	17,123	5.4	60,480	14,810	4.1	120	13	9.2	3,900	1,905	2.0	100	64	1.6
215	Jamalpur RWH	Nakla	30,120	10,649	2.8	265	11,153	0.0	46	10	4.6	1,616	1,159	1.4	101	73	1.4
216	Jamalpur RWH	Nalitabari	49,815	16,633	3.0	35,415	15,369	2.3	32	6	5.3	2,485	1,174	2.1	100	64	1.6
217	Jamalpur RWH	Raumari	19,258	19,559	1.0	13,200	9,629	1.4	48	7	6.9	1,237	1,556	0.8	100	32	3.1
218	Jamalpur RWH	Sarishabari	63,310	25,901	2.4	35,260	15,944	2.2	148	38	3.9	3,614	1,604	2.3	150	42	3.6
219	Jamalpur RWH	Sherpur Sadar	49,100	33,081	1.5	14,495	31,947	0.5	72	7	10.3	9,485	4,853	2.0	150	130	1.2
220	Jamalpur RWH	Sreebardi	63,648	14,207	4.5	46,790	12,753	3.7	47	4	11.8	1,896	708	2.7	150	77	1.9
221	Jashore RWH	Abhaynagar	41,040	16,499	2.5	25,935	9,199	2.8	134	6	22.3	3,970	1,576	2.5	150	55	2.7
222	Jashore RWH	Bagher Para	36,672	17,471	2.1	7,575	9,714	0.8	78	10	7.8	2,750	1,337	2.1	600	47	12.8
223	Jashore RWH	Chaugachha	41,500	19,852	2.1	7,665	9,231	0.8	164	8	20.5	2,970	780	3.8	549	47	11.7
224	Jashore RWH	Harinakunda	47,604	8,907	5.3	7,410	10,949	0.7	182	9	20.2	3,173	844	3.8	300	42	7.1
225	Jashore RWH	Jashore Sadar	145,400	65,356	2.2	29,055	34,017	0.9	343	27	12.7	15,747	5,345	2.9	20	84	0.2

SL	Warehouse Name	Upazila Name	Condom			Shukhi			IUD			Injectables			Implant		
			CBL	AMD	MOS	CBL	AMD	MOS	CBL	AMD	MOS	CBL	AMD	MOS	CBL	AMD	MOS
226	Jashore RWH	Jhenaidah Sadar	49,555	20,443	2.4	14,690	13,989	1.1	156	53	2.9	6,450	1,733	3.7	700	58	12.1
227	Jashore RWH	Jhikargachha	42,500	18,300	2.3	7,440	9,453	0.8	130	17	7.6	3,600	1,301	2.8	2	41	0.0
228	Jashore RWH	Kalia	38,500	17,048	2.3	240	8,468	0.0	167	3	55.7	2,114	472	4.5	988	35	28.2
229	Jashore RWH	Kaliganj	56,400	16,283	3.5	8,085	11,170	0.7	191	8	23.9	5,095	691	7.4	402	26	15.5
230	Jashore RWH	Keshabpur	55,100	14,563	3.8	10,455	9,153	1.1	235	8	29.4	5,337	1,661	3.2	104	49	2.1
231	Jashore RWH	Kotchandpur	15,700	7,845	2.0	7,380	5,034	1.5	35	5	7.0	1,100	583	1.9	350	21	16.7
232	Jashore RWH	Lohagara	42,948	16,749	2.6	7,650	8,757	0.9	223	10	22.3	1,970	1,154	1.7	750	56	13.4
233	Jashore RWH	Magura Sadar	58,992	21,663	2.7	15,955	18,095	0.9	174	35	5.0	5,408	2,407	2.2	200	78	2.6
234	Jashore RWH	Maheshpur	42,660	14,082	3.0	14,415	8,305	1.7	270	22	12.3	6,100	2,438	2.5	200	31	6.5
235	Jashore RWH	Manirampur	55,000	26,965	2.0	15,345	15,591	1.0	156	8	19.5	10,769	5,310	2.0	500	44	11.4
236	Jashore RWH	Mohammadpur	20,356	9,512	2.1	14,400	8,688	1.7	77	10	7.7	1,264	722	1.8	350	35	10.0
237	Jashore RWH	Narail Sadar	50,485	23,604	2.1	7,200	14,259	0.5	177	13	13.6	3,475	1,476	2.4	150	79	1.9
238	Jashore RWH	Shailkupa	68,928	21,265	3.2	14,925	15,565	1.0	139	9	15.4	4,952	1,409	3.5	300	80	3.8
239	Jashore RWH	Shalikhha	14,988	7,633	2.0	7,290	7,686	0.9	60	12	5.0	1,078	617	1.7	300	47	6.4
240	Jashore RWH	Sharsha	70,588	31,870	2.2	7,215	12,463	0.6	84	13	6.5	4,798	2,127	2.3	250	67	3.7
241	Jashore RWH	Sreepur	33,384	10,464	3.2	7,545	7,263	1.0	124	15	8.3	1,595	648	2.5	522	62	8.4
242	Khulna RWH	Assasuni	78,600	14,631	5.4	6,735	22,645	0.3	37	5	7.4	3,910	1,327	2.9	0	44	0.0
243	Khulna RWH	Bagerhat Sadar	46,536	16,970	2.7	28,560	11,414	2.5	90	10	9.0	3,675	1,030	3.6	50	42	1.2
244	Khulna RWH	Batiaghata	27,900	12,149	2.3	29,790	9,392	3.2	63	4	15.8	2,300	636	3.6	100	49	2.0
245	Khulna RWH	Bhandaria	33,160	10,930	3.0	31,890	6,932	4.6	106	9	11.8	2,791	953	2.9	200	27	7.4
246	Khulna RWH	Chitalmari	63,124	17,719	3.6	31,185	8,905	3.5	31	4	7.8	3,787	1,123	3.4	100	35	2.9
247	Khulna RWH	Dacope	45,752	6,438	7.1	435	7,481	0.1	28	3	9.3	2,378	450	5.3	0	52	0.0
248	Khulna RWH	Daulatpur	167,700	45,288	3.7	41,070	14,312	2.9	140	11	12.7	7,000	2,951	2.4	0	22	0.0
249	Khulna RWH	Debhata	31,800	11,057	2.9	22,410	6,172	3.6	34	3	11.3	1,126	412	2.7	50	11	4.5
250	Khulna RWH	Dumuria	142,900	27,000	5.3	39,988	18,470	2.2	197	34	5.8	8,096	2,002	4.0	200	78	2.6

SL	Warehouse Name	Upazila Name	Condom			Shukhi			IUD			Injectables			Implant		
			CBL	AMD	MOS	CBL	AMD	MOS	CBL	AMD	MOS	CBL	AMD	MOS	CBL	AMD	MOS
251	Khulna RWH	Fakirhat	46,700	8,522	5.5	14,340	5,458	2.6	35	6	5.8	2,301	484	4.8	100	31	3.2
252	Khulna RWH	Indurkani	15,092	3,747	4.0	14,115	4,173	3.4	32	8	4.0	2,120	494	4.3	100	25	4.0
253	Khulna RWH	Kachua	25,745	5,999	4.3	11,115	4,736	2.3	39	4	9.8	2,342	397	5.9	0	12	0.0
254	Khulna RWH	Kalaroa	105,324	21,612	4.9	38,850	7,152	5.4	52	4	13.0	3,322	806	4.1	80	27	3.0
255	Khulna RWH	Kaliganj	42,300	22,689	1.9	28,440	17,824	1.6	74	4	18.5	3,278	1,305	2.5	50	14	3.6
256	Khulna RWH	Kanthalia	22,905	3,815	6.0	26,430	4,081	6.5	28	2	14.0	1,782	630	2.8	50	16	3.1
257	Khulna RWH	Kawkhali	18,300	4,919	3.7	17,210	3,430	5.0	55	16	3.4	1,510	337	4.5	50	13	3.8
258	Khulna RWH	Khulna Sadar	218,824	69,420	3.2	52,215	23,006	2.3	619	47	13.2	13,605	5,216	2.6	109	18	6.1
259	Khulna RWH	Koyra	32,400	13,008	2.5	16,650	15,954	1.0	67	9	7.4	1,736	600	2.9	200	44	4.5
260	Khulna RWH	Mathbaria	50,160	14,411	3.5	72,090	16,301	4.4	119	15	7.9	3,667	1,497	2.4	100	54	1.9
261	Khulna RWH	Mollahat	32,412	10,161	3.2	24,060	8,224	2.9	32	7	4.6	1,189	397	3.0	100	53	1.9
262	Khulna RWH	Mongla	47,792	13,059	3.7	20,640	6,410	3.2	95	7	13.6	2,567	631	4.1	150	37	4.1
263	Khulna RWH	Morrelganj	144,320	14,799	9.8	84,960	14,891	5.7	191	38	5.0	4,164	1,317	3.2	50	88	0.6
264	Khulna RWH	Nazirpur	44,988	14,005	3.2	30,195	10,116	3.0	80	19	4.2	3,770	1,220	3.1	100	36	2.8
265	Khulna RWH	Paikgachha	35,100	12,815	2.7	36,000	15,739	2.3	78	11	7.1	2,525	838	3.0	50	55	0.9
266	Khulna RWH	Phultala	39,600	11,977	3.3	24,945	4,167	6.0	220	12	18.3	1,330	494	2.7	0	42	0.0
267	Khulna RWH	Pirojpur Sadar	36,460	8,097	4.5	27,960	6,715	4.2	119	28	4.3	2,854	742	3.8	100	32	3.1
268	Khulna RWH	Rajapur	35,368	4,870	7.3	26,940	3,739	7.2	26	5	5.2	1,667	512	3.3	75	8	9.4
269	Khulna RWH	Rampal	40,500	12,217	3.3	13,605	8,753	1.6	82	3	27.3	1,010	306	3.3	100	29	3.4
270	Khulna RWH	Rupsa	45,100	12,963	3.5	28,665	8,631	3.3	40	11	3.6	1,139	378	3.0	100	71	1.4
271	Khulna RWH	Sarankhola	40,300	6,802	5.9	29,380	4,802	6.1	80	3	26.7	2,629	696	3.8	50	24	2.1
272	Khulna RWH	Satkhira Sadar	127,800	41,197	3.1	26,470	17,431	1.5	183	13	14.1	12,432	3,160	3.9	0	36	0.0
273	Khulna RWH	Shyamnagar	39,588	16,333	2.4	26,835	17,232	1.6	77	4	19.3	2,387	660	3.6	100	11	9.1
274	Khulna RWH	Tala	50,656	16,223	3.1	28,800	15,311	1.9	156	46	3.4	5,172	1,804	2.9	0	43	0.0
275	Khulna RWH	Terokhada	54,600	14,679	3.7	19,125	6,812	2.8	77	3	25.7	1,561	327	4.8	100	32	3.1

SL	Warehouse Name	Upazila Name	Condom			Shukhi			IUD			Injectables			Implant		
			CBL	AMD	MOS	CBL	AMD	MOS	CBL	AMD	MOS	CBL	AMD	MOS	CBL	AMD	MOS
276	Kushtia RWH	Alamdanga	32,079	14,445	2.2	27,337	12,756	2.1	59	8	7.4	3,550	1,747	2.0	0	89	0.0
277	Kushtia RWH	Bheramara	29,300	13,069	2.2	27,510	6,833	4.0	22	6	3.7	2,083	952	2.2	10	17	0.6
278	Kushtia RWH	Chuadanga Sadar	42,000	22,711	1.8	30,450	9,978	3.1	97	17	5.7	6,281	2,925	2.1	300	38	7.9
279	Kushtia RWH	Damurhuda	36,740	16,936	2.2	27,390	9,714	2.8	66	10	6.6	5,903	2,891	2.0	100	87	1.1
280	Kushtia RWH	Daulatpur	74,066	36,403	2.0	77,111	19,096	4.0	19	5	3.8	6,976	3,173	2.2	0	37	0.0
281	Kushtia RWH	Gangni	41,350	21,362	1.9	25,920	9,576	2.7	26	9	2.9	7,155	3,863	1.9	69	36	1.9
282	Kushtia RWH	Jiban Nagar	19,400	6,901	2.8	16,680	6,827	2.4	57	13	4.4	4,386	1,407	3.1	200	59	3.4
283	Kushtia RWH	Khoksa	27,128	13,746	2.0	15,315	7,345	2.1	45	7	6.4	432	229	1.9	50	25	2.0
284	Kushtia RWH	Kumarkhali	60,204	24,707	2.4	41,713	12,556	3.3	38	7	5.4	5,371	1,914	2.8	0	42	0.0
285	Kushtia RWH	Kushtia Sadar	80,100	40,458	2.0	61,550	21,800	2.8	113	29	3.9	6,419	3,491	1.8	424	64	6.6
286	Kushtia RWH	Meherpur Sadar	41,668	20,564	2.0	19,275	6,633	2.9	36	5	7.2	4,391	2,400	1.8	130	17	7.6
287	Kushtia RWH	Mirpur	52,500	25,699	2.0	42,735	13,803	3.1	27	6	4.5	4,082	1,895	2.2	200	57	3.5
288	Kushtia RWH	Mujib Nagar	13,240	6,840	1.9	5,640	2,046	2.8	8	5	1.6	1,645	852	1.9	50	15	3.3
289	Mymensingh RWH	Atpara	20,000	5,868	3.4	265	7,905	0.0	178	7	25.4	1,401	653	2.1	201	44	4.6
290	Mymensingh RWH	Austagram	25,848	14,474	1.8	3,885	10,271	0.4	165	21	7.9	2,623	1,294	2.0	150	28	5.4
291	Mymensingh RWH	Bajitpur	36,328	15,972	2.3	0	12,572	0.0	186	8	23.3	1,520	683	2.2	200	51	3.9
292	Mymensingh RWH	Barhatta	19,600	10,363	1.9	7,395	12,235	0.6	221	5	44.2	2,500	1,372	1.8	205	37	5.5
293	Mymensingh RWH	Bhairab	56,412	23,799	2.4	11,415	14,654	0.8	193	9	21.4	3,264	1,425	2.3	400	92	4.3
294	Mymensingh RWH	Bhaluka	60,000	27,563	2.2	13,605	25,981	0.5	164	36	4.6	2,709	1,510	1.8	200	43	4.7
295	Mymensingh RWH	Dharampasha	44,292	20,989	2.1	0	16,287	0.0	214	8	26.8	3,939	1,890	2.1	200	136	1.5
296	Mymensingh RWH	Dhobaura	30,300	11,609	2.6	8,295	11,670	0.7	201	6	33.5	2,650	1,173	2.3	100	14	7.1
297	Mymensingh RWH	Durgapur	44,900	20,656	2.2	75	15,964	0.0	176	13	13.5	4,966	2,359	2.1	200	46	4.3
298	Mymensingh RWH	Fulbaria	47,120	19,622	2.4	1,875	34,527	0.1	123	21	5.9	2,850	1,226	2.3	100	30	3.3
299	Mymensingh RWH	Gaffargaon	48,888	31,379	1.6	2,880	21,996	0.1	225	10	22.5	3,641	1,940	1.9	100	62	1.6
300	Mymensingh RWH	Gauripur	39,900	12,864	3.1	1,440	19,925	0.1	162	14	11.6	3,964	1,702	2.3	200	37	5.4

SL	Warehouse Name	Upazila Name	Condom			Shukhi			IUD			Injectables			Implant		
			CBL	AMD	MOS	CBL	AMD	MOS	CBL	AMD	MOS	CBL	AMD	MOS	CBL	AMD	MOS
301	Mymensingh RWH	Haluaghat	63,200	14,297	4.4	10,110	20,542	0.5	255	20	12.8	6,777	1,314	5.2	200	57	3.5
302	Mymensingh RWH	Hossainpur	25,100	9,770	2.6	4,355	10,977	0.4	129	9	14.3	1,767	923	1.9	300	57	5.3
303	Mymensingh RWH	Ishwarganj	32,802	16,909	1.9	2,205	37,294	0.1	225	12	18.8	3,284	1,638	2.0	200	42	4.8
304	Mymensingh RWH	Itna	31,700	10,531	3.0	5,835	12,039	0.5	141	10	14.1	1,401	313	4.5	250	43	5.8
305	Mymensingh RWH	Kalmakanda	39,300	19,636	2.0	0	18,864	0.0	155	11	14.1	2,296	1,032	2.2	90	47	1.9
306	Mymensingh RWH	Karimganj	30,204	13,255	2.3	615	14,648	0.0	150	7	21.4	1,767	843	2.1	50	140	0.4
307	Mymensingh RWH	Katiadi	36,660	17,710	2.1	680	15,067	0.0	151	24	6.3	3,078	1,409	2.2	262	48	5.5
308	Mymensingh RWH	Kendua	28,844	15,357	1.9	3,030	23,170	0.1	193	9	21.4	2,412	1,160	2.1	226	56	4.0
309	Mymensingh RWH	Khaliajuri	15,300	6,757	2.3	0	6,537	0.0	124	3	41.3	835	380	2.2	100	46	2.2
310	Mymensingh RWH	Kishoreganj Sadar	52,704	24,032	2.2	15,585	19,734	0.8	481	47	10.2	3,508	1,714	2.0	300	140	2.1
311	Mymensingh RWH	Kuliar Char	35,000	14,528	2.4	495	8,514	0.1	163	8	20.4	1,880	813	2.3	200	70	2.9
312	Mymensingh RWH	Madan	22,687	10,129	2.2	373	11,161	0.0	164	4	41.0	1,228	602	2.0	100	40	2.5
313	Mymensingh RWH	Mithamain	20,228	7,847	2.6	1,155	6,746	0.2	137	13	10.5	737	212	3.5	172	25	6.9
314	Mymensingh RWH	Mohanganj	25,000	8,100	3.1	15,270	10,444	1.5	187	9	20.8	2,213	870	2.5	300	44	6.8
315	Mymensingh RWH	Muktagachha	59,412	22,147	2.7	100	27,843	0.0	203	16	12.7	3,678	1,682	2.2	200	86	2.3
316	Mymensingh RWH	Mymensingh Sadar	136,429	48,008	2.8	2,414	43,841	0.1	303	40	7.6	6,380	2,891	2.2	200	76	2.6
317	Mymensingh RWH	Nandail	27,367	12,523	2.2	60	38,750	0.0	186	19	9.8	4,451	2,118	2.1	200	87	2.3
318	Mymensingh RWH	Netrakona Sadar	33,219	15,407	2.2	0	21,802	0.0	292	3	97.3	4,985	2,197	2.3	300	108	2.8
319	Mymensingh RWH	Nikli	16,520	9,149	1.8	2,190	6,297	0.3	140	16	8.8	1,261	561	2.2	200	84	2.4
320	Mymensingh RWH	Pakundia	38,952	13,609	2.9	10,365	14,629	0.7	154	17	9.1	2,584	954	2.7	200	69	2.9
321	Mymensingh RWH	Phulpur	43,100	15,740	2.7	405	39,537	0.0	172	44	3.9	3,612	1,854	1.9	350	153	2.3
322	Mymensingh RWH	Purbadhala	34,100	13,049	2.6	2,010	18,634	0.1	150	7	21.4	3,507	1,807	1.9	150	78	1.9
323	Mymensingh RWH	Tarail	33,308	17,100	1.9	2,025	12,739	0.2	238	17	14.0	1,513	921	1.6	150	35	4.3
324	Mymensingh RWH	Trishal	54,192	26,510	2.0	4,320	33,616	0.1	198	15	13.2	3,015	1,504	2.0	200	61	3.3
325	Noakhali RWH	Begumganj	21,500	17,452	1.2	15,255	10,073	1.5	158	64	2.5	1,276	1,589	0.8	10	125	0.1

SL	Warehouse Name	Upazila Name	Condom			Shukhi			IUD			Injectables			Implant		
			CBL	AMD	MOS	CBL	AMD	MOS	CBL	AMD	MOS	CBL	AMD	MOS	CBL	AMD	MOS
326	Noakhali RWH	Chatkhil	8,980	3,590	2.5	6,679	3,313	2.0	84	20	4.2	1,218	598	2.0	100	41	2.4
327	Noakhali RWH	Chhagalnaiya	18,200	7,377	2.5	5,500	5,865	0.9	67	9	7.4	1,728	810	2.1	200	31	6.5
328	Noakhali RWH	Companiganj	30,112	11,618	2.6	16,035	6,392	2.5	55	8	6.9	2,650	1,142	2.3	150	50	3.0
329	Noakhali RWH	Daganbhuiyan	27,404	10,675	2.6	11,745	4,874	2.4	84	10	8.4	1,796	824	2.2	150	25	6.0
330	Noakhali RWH	Feni Sadar	67,400	35,352	1.9	23,674	13,681	1.7	326	102	3.2	6,898	3,408	2.0	740	83	8.9
331	Noakhali RWH	Fulgazi	18,904	5,742	3.3	6,180	2,948	2.1	85	13	6.5	1,018	417	2.4	100	24	4.2
332	Noakhali RWH	Hatiya	63,436	16,732	3.8	14,404	14,094	1.0	214	21	10.2	3,920	2,557	1.5	150	149	1.0
333	Noakhali RWH	Kabirhat	21,258	7,365	2.9	15,630	5,860	2.7	66	11	6.0	2,950	1,200	2.5	80	64	1.3
334	Noakhali RWH	Kamalnagar	13,236	6,051	2.2	6,939	5,184	1.3	63	23	2.7	4,359	3,513	1.2	105	73	1.4
335	Noakhali RWH	Lakshmipur Sadar	22,992	12,072	1.9	12,899	11,071	1.2	90	53	1.7	5,459	4,641	1.2	350	31	11.3
336	Noakhali RWH	Noakhali Sadar	28,800	17,332	1.7	10,695	8,937	1.2	204	43	4.7	4,570	2,292	2.0	600	62	9.7
337	Noakhali RWH	Parshuram	20,228	6,524	3.1	8,340	3,667	2.3	84	10	8.4	1,017	438	2.3	200	37	5.4
338	Noakhali RWH	Ramganj	20,344	4,961	4.1	8,290	2,913	2.8	45	10	4.5	2,206	1,209	1.8	100	24	4.2
339	Noakhali RWH	Ramgati	8,633	3,784	2.3	10,993	5,226	2.1	58	12	4.8	4,913	2,976	1.7	0	107	0.0
340	Noakhali RWH	Roypur	10,604	3,002	3.5	14,430	6,283	2.3	88	24	3.7	2,415	1,119	2.2	100	43	2.3
341	Noakhali RWH	Senbagh	22,500	8,658	2.6	13,085	5,932	2.2	45	15	3.0	2,040	1,060	1.9	50	54	0.9
342	Noakhali RWH	Sonagazi	35,948	12,833	2.8	20,115	8,130	2.5	55	21	2.6	5,050	2,302	2.2	100	47	2.1
343	Noakhali RWH	Sonaimuri	18,100	7,912	2.3	11,610	4,975	2.3	48	11	4.4	2,848	1,416	2.0	5	63	0.1
344	Noakhali RWH	Subarnachar	24,800	10,301	2.4	18,480	7,789	2.4	88	14	6.3	2,393	1,129	2.1	10	142	0.1
345	Pabna RWH	Atgharia	86,868	8,601	10.1	76,410	8,716	8.8	200	9	22.2	5,084	359	14.2	100	29	3.4
346	Pabna RWH	Belkuchi	107,700	41,872	2.6	85,710	19,934	4.3	272	7	38.9	8,917	1,779	5.0	200	38	5.3
347	Pabna RWH	Bera	230,100	10,679	21.5	187,530	11,965	15.7	391	55	7.1	12,365	1,254	9.9	105	46	2.3
348	Pabna RWH	Bhangura	264,340	8,370	31.6	120,900	5,512	21.9	207	6	34.5	3,442	164	21.0	10	28	0.4
349	Pabna RWH	Chatmohar	129,244	31,181	4.1	52,860	23,712	2.2	615	17	36.2	10,037	1,165	8.6	300	46	6.5
350	Pabna RWH	Faridpur	299,032	7,124	42.0	99,570	5,631	17.7	237	8	29.6	2,816	734	3.8	100	25	4.0

SL	Warehouse Name	Upazila Name	Condom			Shukhi			IUD			Injectables			Implant		
			CBL	AMD	MOS	CBL	AMD	MOS	CBL	AMD	MOS	CBL	AMD	MOS	CBL	AMD	MOS
351	Pabna RWH	Ishwardi	115,992	23,991	4.8	108,165	15,176	7.1	315	11	28.6	13,272	1,189	11.2	300	40	7.5
352	Pabna RWH	Kamarkhanda	81,328	12,673	6.4	59,775	8,624	6.9	190	18	10.6	8,493	1,053	8.1	150	24	6.3
353	Pabna RWH	Kazipur	215,500	34,832	6.2	201,835	14,388	14.0	230	60	3.8	16,880	2,186	7.7	450	71	6.3
354	Pabna RWH	Pabna Sadar	84,144	55,436	1.5	42,465	40,678	1.0	190	80	2.4	1,500	7,811	0.2	200	54	3.7
355	Pabna RWH	Royganj	116,500	19,103	6.1	84,960	20,790	4.1	269	23	11.7	11,938	2,142	5.6	100	19	5.3
356	Pabna RWH	Santhia	71,900	22,231	3.2	42,120	18,728	2.2	262	12	21.8	11,900	2,987	4.0	105	49	2.1
357	Pabna RWH	Shahjadpur	241,220	40,989	5.9	229,470	22,981	10.0	747	93	8.0	18,978	4,907	3.9	310	137	2.3
358	Pabna RWH	Sirajganj Sadar	78,500	33,407	2.3	52,560	21,649	2.4	480	33	14.5	14,700	3,212	4.6	50	33	1.5
359	Pabna RWH	Sujanagar	380,940	17,346	22.0	170,385	10,649	16.0	456	18	25.3	10,279	2,267	4.5	100	60	1.7
360	Pabna RWH	Tarash	235,264	14,208	16.6	97,590	14,813	6.6	241	35	6.9	8,164	1,169	7.0	150	16	9.4
361	Pabna RWH	Ullah Para	221,500	50,458	4.4	42,240	37,607	1.1	853	87	9.8	26,916	3,865	7.0	400	36	11.1
362	Patuakhali RWH	Amtali	24,836	10,538	2.4	39,525	15,731	2.5	91	8	11.4	3,115	1,508	2.1	100	127	0.8
363	Patuakhali RWH	Bakerganj	32,364	14,003	2.3	32,950	13,036	2.5	81	15	5.4	3,485	1,751	2.0	300	32	9.4
364	Patuakhali RWH	Bamna	7,500	3,287	2.3	8,160	4,089	2.0	74	13	5.7	338	180	1.9	150	60	2.5
365	Patuakhali RWH	Barguna Sadar	24,000	9,103	2.6	31,575	12,701	2.5	65	19	3.4	8,050	3,390	2.4	346	110	3.1
366	Patuakhali RWH	Bauphal	21,895	9,396	2.3	36,720	14,132	2.6	190	38	5.0	5,011	2,006	2.5	200	153	1.3
367	Patuakhali RWH	Betagi	12,500	4,101	3.0	11,340	4,463	2.5	35	12	2.9	1,295	581	2.2	100	36	2.8
368	Patuakhali RWH	Dashmina	9,082	3,985	2.3	11,985	5,951	2.0	68	12	5.7	2,006	889	2.3	300	124	2.4
369	Patuakhali RWH	Dumki	10,020	3,356	3.0	6,690	2,796	2.4	52	7	7.4	767	348	2.2	150	21	7.1
370	Patuakhali RWH	Galachipa	24,788	12,626	2.0	44,715	20,249	2.2	82	18	4.6	7,072	3,896	1.8	50	255	0.2
371	Patuakhali RWH	Kalapara	19,344	8,091	2.4	28,800	13,485	2.1	40	12	3.3	5,639	2,666	2.1	150	31	4.8
372	Patuakhali RWH	Mirzaganj	14,380	5,740	2.5	11,310	6,017	1.9	46	2	23.0	1,193	569	2.1	150	30	5.0
373	Patuakhali RWH	Nalchity	14,916	6,387	2.3	14,385	6,071	2.4	51	5	10.2	2,748	1,187	2.3	110	42	2.6
374	Patuakhali RWH	Patharghata	14,212	6,359	2.2	14,400	7,906	1.8	67	8	8.4	2,586	1,254	2.1	100	57	1.8
375	Patuakhali RWH	Patuakhali Sadar	27,924	13,707	2.0	29,728	13,097	2.3	160	44	3.6	5,542	2,924	1.9	200	59	3.4

SL	Warehouse Name	Upazila Name	Condom			Shukhi			IUD			Injectables			Implant		
			CBL	AMD	MOS	CBL	AMD	MOS	CBL	AMD	MOS	CBL	AMD	MOS	CBL	AMD	MOS
376	Rajshahi RWH	Bagatipara	40,452	15,433	2.6	14,040	6,721	2.1	39	4	9.8	421	291	1.4	200	59	3.4
377	Rajshahi RWH	Bagha	42,300	22,296	1.9	14,130	7,800	1.8	97	6	16.2	1,321	1,262	1.0	150	39	3.8
378	Rajshahi RWH	Baghmara	76,000	36,814	2.1	255	23,825	0.0	147	35	4.2	2,841	1,587	1.8	500	22	22.7
379	Rajshahi RWH	Baraigram	87,300	21,371	4.1	22,455	13,675	1.6	80	17	4.7	4,740	1,927	2.5	20	34	0.6
380	Rajshahi RWH	Bholahat	25,084	7,682	3.3	105	4,437	0.0	60	2	30.0	833	534	1.6	150	13	11.5
381	Rajshahi RWH	Boalia	123,900	37,985	3.3	32,655	4,304	7.6	148	24	6.2	4,960	1,578	3.1	310	91	3.4
382	Rajshahi RWH	Chapai Nababganj Sadar	105,600	48,507	2.2	360	18,475	0.0	195	60	3.3	4,640	2,779	1.7	50	42	1.2
383	Rajshahi RWH	Charghat	114,300	20,897	5.5	24,225	11,152	2.2	70	11	6.4	1,300	499	2.6	30	30	1.0
384	Rajshahi RWH	Durgapur	99,900	15,469	6.5	22,410	6,854	3.3	23	4	5.8	776	345	2.2	50	17	2.9
385	Rajshahi RWH	Godagari	111,000	37,634	2.9	5,445	16,309	0.3	42	6	7.0	1,936	2,902	0.7	100	33	3.0
386	Rajshahi RWH	Gomastapur	36,000	25,564	1.4	8,955	13,358	0.7	47	11	4.3	1,387	921	1.5	2	32	0.1
387	Rajshahi RWH	Gurudaspur	76,732	23,427	3.3	6,870	14,429	0.5	60	10	6.0	2,229	1,053	2.1	200	39	5.1
388	Rajshahi RWH	Lalpur	81,172	20,470	4.0	37,935	16,008	2.4	77	10	7.7	3,033	1,417	2.1	115	33	3.5
389	Rajshahi RWH	Mohanpur	149,014	17,323	8.6	45	10,901	0.0	37	5	7.4	3,931	1,912	2.1	150	25	6.0
390	Rajshahi RWH	Nachole	23,400	10,704	2.2	25,110	5,684	4.4	24	2	12.0	1,500	714	2.1	110	17	6.5
391	Rajshahi RWH	Natore Sadar	70,868	31,665	2.2	32,006	15,031	2.1	110	24	4.6	2,453	1,110	2.2	50	60	0.8
392	Rajshahi RWH	Paba	71,600	40,172	1.8	11,957	10,620	1.1	50	4	12.5	4,710	2,743	1.7	310	63	4.9
393	Rajshahi RWH	Puthia	48,600	23,549	2.1	0	11,126	0.0	28	7	4.0	1,196	941	1.3	120	33	3.6
394	Rajshahi RWH	Shibganj	72,000	45,436	1.6	1,440	20,519	0.1	80	13	6.2	3,000	1,717	1.7	100	49	2.0
395	Rajshahi RWH	Singra	153,180	33,438	4.6	14,055	21,553	0.7	89	10	8.9	2,548	1,851	1.4	200	106	1.9
396	Rajshahi RWH	Tanore	22,500	17,498	1.3	705	13,101	0.1	50	10	5.0	1,015	851	1.2	500	106	4.7
397	Rangamati RWH	Baghaichhari	32,254	7,610	4.2	13,020	5,486	2.4	46	3	15.3	1,507	282	5.3	162	22	7.4
398	Rangamati RWH	Barkal	19,100	3,852	5.0	9,420	3,185	3.0	37	3	12.3	3,725	341	10.9	72	6	12.0
399	Rangamati RWH	Belai Chhari	7,761	1,581	4.9	6,193	2,267	2.7	55	3	18.3	470	111	4.2	20	12	1.7
400	Rangamati RWH	Jurai Chhari	11,676	1,727	6.8	9,555	1,651	5.8	49	3	16.3	1,090	120	9.1	120	19	6.3

SL	Warehouse Name	Upazila Name	Condom			Shukhi			IUD			Injectables			Implant		
			CBL	AMD	MOS	CBL	AMD	MOS	CBL	AMD	MOS	CBL	AMD	MOS	CBL	AMD	MOS
401	Rangamati RWH	Kaptai	12,600	4,209	3.0	9,855	2,375	4.1	56	2	28.0	2,536	306	8.3	100	29	3.4
402	Rangamati RWH	Kawkhali (betbunia)	13,360	3,047	4.4	7,515	2,509	3.0	20	3	6.7	1,173	392	3.0	82	21	3.9
403	Rangamati RWH	Langadu	50,316	4,913	10.2	6,045	4,107	1.5	148	3	49.3	4,752	346	13.7	200	39	5.1
404	Rangamati RWH	Naniarchar	11,928	5,023	2.4	7,975	3,940	2.0	34	3	11.3	883	162	5.5	109	16	6.8
405	Rangamati RWH	Rajasthali	5,020	999	5.0	7,230	1,519	4.8	70	2	35.0	331	70	4.7	80	17	4.7
406	Rangamati RWH	Rangamati Sadar	20,104	8,473	2.4	14,415	6,572	2.2	223	50	4.5	3,413	508	6.7	160	32	5.0
407	Rangpur RWH	Aditmari	29,800	11,896	2.5	15,840	12,930	1.2	84	75	1.1	5,591	2,095	2.7	0	59	0.0
408	Rangpur RWH	Badarganj	26,976	9,280	2.9	31,986	18,391	1.7	140	32	4.4	6,150	2,033	3.0	300	43	7.0
409	Rangpur RWH	Bhurungamari	40,044	15,564	2.6	16,005	14,872	1.1	102	35	2.9	6,402	2,904	2.2	200	51	3.9
410	Rangpur RWH	Chilmari	34,076	13,185	2.6	11,530	10,551	1.1	44	10	4.4	2,339	969	2.4	50	41	1.2
411	Rangpur RWH	Dimla	19,580	7,459	2.6	20,160	19,460	1.0	177	29	6.1	4,293	1,811	2.4	50	91	0.5
412	Rangpur RWH	Domar	17,424	6,960	2.5	14,535	14,088	1.0	101	17	5.9	3,780	2,106	1.8	5	41	0.1
413	Rangpur RWH	Fulchhari	50,236	21,739	2.3	10,080	9,330	1.1	79	19	4.2	5,366	2,605	2.1	0	22	0.0
414	Rangpur RWH	Gaibandha Sadar	46,426	17,017	2.7	26,654	22,336	1.2	115	20	5.8	7,883	3,571	2.2	540	213	2.5
415	Rangpur RWH	Gangachara	31,760	12,172	2.6	17,576	15,871	1.1	129	25	5.2	8,095	3,956	2.0	300	73	4.1
416	Rangpur RWH	Gobindaganj	268,048	33,109	8.1	5	30,558	0.0	62	12	5.2	7,056	3,120	2.3	664	79	8.4
417	Rangpur RWH	Hatibandha	20,560	10,250	2.0	12,960	13,020	1.0	106	27	3.9	4,045	2,097	1.9	50	53	0.9
418	Rangpur RWH	Jaldhaka	83,448	14,160	5.9	22,080	22,188	1.0	190	22	8.6	7,748	3,564	2.2	50	92	0.5
419	Rangpur RWH	Kaliganj	27,888	5,990	4.7	11,655	11,123	1.0	134	58	2.3	4,093	1,293	3.2	300	52	5.8
420	Rangpur RWH	Kaunia	32,800	11,467	2.9	11,535	10,111	1.1	66	8	8.3	4,840	2,769	1.7	200	77	2.6
421	Rangpur RWH	Kishoreganj	16,300	5,493	3.0	18,560	15,621	1.2	81	35	2.3	4,275	1,417	3.0	150	90	1.7
422	Rangpur RWH	Kurigram Sadar	28,140	11,366	2.5	15,390	12,983	1.2	116	30	3.9	4,921	2,633	1.9	100	40	2.5
423	Rangpur RWH	Lalmonirhat Sadar	29,848	10,434	2.9	23,370	15,131	1.5	50	11	4.5	5,036	2,604	1.9	300	71	4.2
424	Rangpur RWH	Mitha Pukur	45,300	18,910	2.4	28,335	23,851	1.2	71	3	23.7	5,178	2,421	2.1	50	54	0.9
425	Rangpur RWH	Nageshwari	36,200	13,668	2.6	28,815	25,391	1.1	78	25	3.1	8,483	4,462	1.9	0	73	0.0

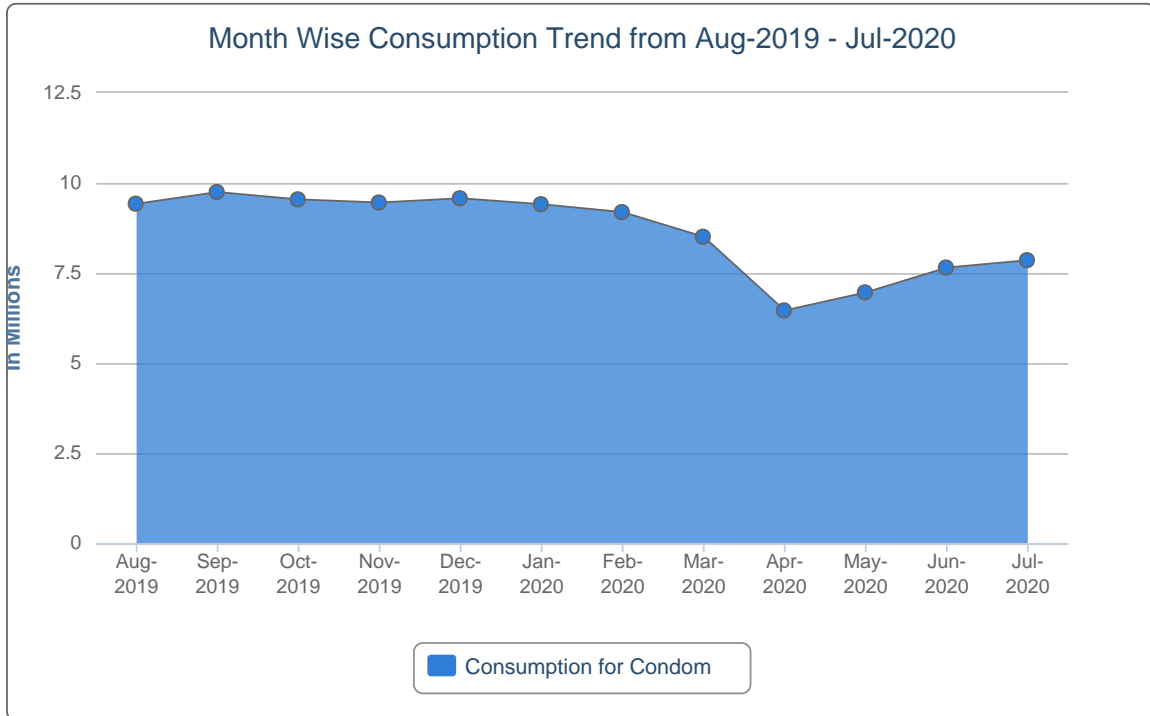
SL	Warehouse Name	Upazila Name	Condom			Shukhi			IUD			Injectables			Implant		
			CBL	AMD	MOS	CBL	AMD	MOS	CBL	AMD	MOS	CBL	AMD	MOS	CBL	AMD	MOS
426	Rangpur RWH	Nilphamari Sadar	39,497	8,623	4.6	29,040	27,642	1.1	159	34	4.7	6,837	3,115	2.2	50	104	0.5
427	Rangpur RWH	Palashbari	56,176	8,463	6.6	15,319	12,998	1.2	67	13	5.2	4,067	2,108	1.9	50	77	0.6
428	Rangpur RWH	Patgram	17,988	5,586	3.2	12,960	12,809	1.0	83	16	5.2	4,068	1,756	2.3	250	24	10.4
429	Rangpur RWH	Phulbari	20,500	6,274	3.3	14,570	11,663	1.2	185	78	2.4	4,610	2,527	1.8	0	32	0.0
430	Rangpur RWH	Pirgachha	51,400	16,529	3.1	0	20,161	0.0	145	54	2.7	7,950	3,225	2.5	400	89	4.5
431	Rangpur RWH	Pirganj	105,800	19,595	5.4	1,440	27,734	0.1	120	24	5.0	5,900	2,550	2.3	100	82	1.2
432	Rangpur RWH	Rajarhat	24,916	12,217	2.0	17,450	10,898	1.6	94	17	5.5	3,804	1,973	1.9	0	55	0.0
433	Rangpur RWH	Rangpur Sadar	90,300	25,167	3.6	28,800	22,751	1.3	207	31	6.7	11,329	3,166	3.6	828	105	7.9
434	Rangpur RWH	Sadullapur	72,708	23,523	3.1	21,600	20,704	1.0	145	79	1.8	7,671	4,026	1.9	350	42	8.3
435	Rangpur RWH	Saghata	20,780	9,147	2.3	18,570	15,036	1.2	77	11	7.0	3,046	1,378	2.2	50	47	1.1
436	Rangpur RWH	Saidpur	41,308	11,360	3.6	11,085	9,111	1.2	128	5	25.6	4,261	1,377	3.1	0	23	0.0
437	Rangpur RWH	Sundarganj	75,868	29,574	2.6	11	39,387	0.0	336	91	3.7	15,845	7,328	2.2	1,300	211	6.2
438	Rangpur RWH	Taraganj	15,890	7,821	2.0	10,660	8,844	1.2	66	3	22.0	2,800	1,008	2.8	100	108	0.9
439	Rangpur RWH	Ulipur	96,788	22,554	4.3	26,675	21,432	1.2	121	10	12.1	11,521	3,172	3.6	0	79	0.0
440	Sylhet RWH	Ajmiriganj	7,153	3,908	1.8	0	5,536	0.0	38	5	7.6	618	348	1.8	50	52	1.0
441	Sylhet RWH	Bahubal	11,064	5,461	2.0	7,997	5,074	1.6	33	3	11.0	830	378	2.2	100	29	3.4
442	Sylhet RWH	Balaganj	57,500	25,883	2.2	15	8,962	0.0	48	7	6.9	3,282	1,534	2.1	101	63	1.6
443	Sylhet RWH	Baniachong	25,650	9,192	2.8	10	12,505	0.0	27	6	4.5	1,855	723	2.6	7	66	0.1
444	Sylhet RWH	Barlekha	20,324	5,904	3.4	0	5,345	0.0	15	5	3.0	1,118	384	2.9	50	43	1.2
445	Sylhet RWH	Beani Bazar	29,300	14,119	2.1	0	4,554	0.0	44	6	7.3	1,260	520	2.4	105	24	4.4
446	Sylhet RWH	Bishwambarpur	12,476	4,788	2.6	3,500	6,493	0.5	20	2	10.0	461	659	0.7	124	21	5.9
447	Sylhet RWH	Bishwanath	14,600	7,979	1.8	939	3,421	0.3	51	5	10.2	1,014	402	2.5	122	32	3.8
448	Sylhet RWH	Chhatak	17,496	12,065	1.5	150	8,544	0.0	98	24	4.1	932	698	1.3	271	34	8.0
449	Sylhet RWH	Chunarughat	28,350	7,053	4.0	3,500	11,485	0.3	6	4	1.5	2,768	788	3.5	1	23	0.0
450	Sylhet RWH	Companiganj	32,600	13,754	2.4	4,875	6,868	0.7	46	2	23.0	3,255	1,290	2.5	50	21	2.4

SL	Warehouse Name	Upazila Name	Condom			Shukhi			IUD			Injectables			Implant		
			CBL	AMD	MOS	CBL	AMD	MOS	CBL	AMD	MOS	CBL	AMD	MOS	CBL	AMD	MOS
451	Sylhet RWH	Dakshin Sunamganj	16,100	8,767	1.8	1,470	6,604	0.2	42	4	10.5	888	636	1.4	120	60	2.0
452	Sylhet RWH	Dakshin Surma	64,900	29,853	2.2	13,560	9,159	1.5	26	1	26.0	2,639	1,020	2.6	75	25	3.0
453	Sylhet RWH	Derai	8,704	25,228	0.3	0	10,060	0.0	35	8	4.4	1,186	844	1.4	170	39	4.4
454	Sylhet RWH	Dowarabazar	18,428	9,801	1.9	0	8,984	0.0	16	4	4.0	1,318	709	1.9	146	67	2.2
455	Sylhet RWH	Fenchuganj	18,500	4,746	3.9	6,180	3,017	2.0	63	6	10.5	634	230	2.8	50	14	3.6
456	Sylhet RWH	Golapganj	48,004	18,885	2.5	17,295	4,893	3.5	71	11	6.5	1,551	534	2.9	200	33	6.1
457	Sylhet RWH	Gowainghat	32,000	17,422	1.8	540	9,111	0.1	64	3	21.3	3,822	2,632	1.5	200	84	2.4
458	Sylhet RWH	Habiganj Sadar	32,500	13,530	2.4	18,563	13,602	1.4	310	77	4.0	3,255	1,267	2.6	50	33	1.5
459	Sylhet RWH	Jagannathpur	20,600	10,595	1.9	0	6,041	0.0	84	8	10.5	738	316	2.3	110	51	2.2
460	Sylhet RWH	Jaintiapur	35,700	16,664	2.1	0	6,854	0.0	84	12	7.0	5,400	2,334	2.3	100	23	4.3
461	Sylhet RWH	Jamalganj	11,548	11,331	1.0	0	9,083	0.0	30	3	10.0	1,695	1,083	1.6	150	29	5.2
462	Sylhet RWH	Juri	15,600	7,276	2.1	60	4,840	0.0	61	13	4.7	1,034	364	2.8	200	62	3.2
463	Sylhet RWH	Kamalganj	29,600	10,925	2.7	9,840	8,483	1.2	80	21	3.8	1,725	827	2.1	120	29	4.1
464	Sylhet RWH	Kanaighat	46,548	25,999	1.8	3,762	12,493	0.3	67	5	13.4	4,929	2,527	2.0	160	36	4.4
465	Sylhet RWH	Kulaura	23,072	9,928	2.3	7,715	9,580	0.8	12	4	3.0	4,405	2,117	2.1	100	26	3.8
466	Sylhet RWH	Lakhai	14,496	5,763	2.5	7,560	6,488	1.2	48	3	16.0	1,052	408	2.6	235	67	3.5
467	Sylhet RWH	Madhabpur	17,700	8,296	2.1	415	13,203	0.0	28	4	7.0	1,115	746	1.5	205	38	5.4
468	Sylhet RWH	Maulvibazar Sadar	27,516	9,154	3.0	5,565	8,303	0.7	123	44	2.8	1,700	779	2.2	130	28	4.6
469	Sylhet RWH	Nabiganj	17,600	7,170	2.5	3,735	8,329	0.4	53	8	6.6	1,255	418	3.0	150	45	3.3
470	Sylhet RWH	Rajnagar	25,800	8,509	3.0	8,060	9,053	0.9	71	7	10.1	2,188	1,097	2.0	150	44	3.4
471	Sylhet RWH	Sreemangal	25,500	10,437	2.4	15	10,520	0.0	22	26	0.8	2,516	1,136	2.2	0	44	0.0
472	Sylhet RWH	Sulla	16,500	7,018	2.4	15	5,177	0.0	39	2	19.5	783	377	2.1	110	27	4.1
473	Sylhet RWH	Sunamganj Sadar	21,356	9,787	2.2	2,489	7,057	0.4	87	15	5.8	1,620	951	1.7	237	36	6.6
474	Sylhet RWH	Sylhet Sadar	96,720	58,220	1.7	20,845	23,018	0.9	126	57	2.2	19,146	9,000	2.1	245	99	2.5
475	Sylhet RWH	Tahirpur	24,584	14,941	1.6	0	8,806	0.0	13	4	3.3	1,217	710	1.7	10	33	0.3

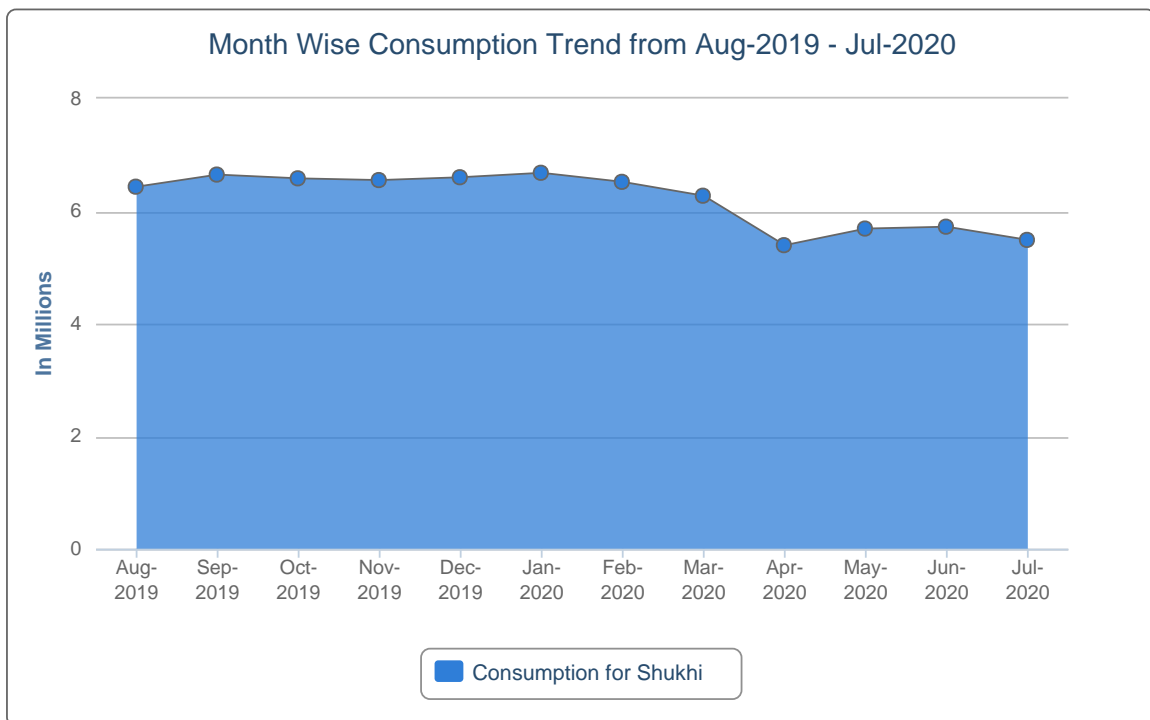
SL	Warehouse Name	Upazila Name	Condom			Shukhi			IUD			Injectables			Implant		
			CBL	AMD	MOS	CBL	AMD	MOS	CBL	AMD	MOS	CBL	AMD	MOS	CBL	AMD	MOS
476	Sylhet RWH	Zakiganj	43,388	20,334	2.1	12,036	8,052	1.5	28	3	9.3	2,246	1,062	2.1	260	94	2.8
477	Tangail RWH	Basail	49,228	17,347	2.8	42,545	9,217	4.6	375	16	23.4	12,427	878	14.2	500	68	7.4
478	Tangail RWH	Bhuapur	53,244	19,415	2.7	22,285	15,976	1.4	499	16	31.2	6,017	1,397	4.3	300	51	5.9
479	Tangail RWH	Chauhali	8,480	12,688	0.7	28,835	6,793	4.2	140	10	14.0	5,221	1,156	4.5	401	30	13.4
480	Tangail RWH	Delduar	56,100	16,439	3.4	11,232	13,268	0.8	290	17	17.1	15,590	888	17.6	150	30	5.0
481	Tangail RWH	Ghatail	91,500	32,384	2.8	5,760	33,453	0.2	158	11	14.4	10,550	2,789	3.8	200	63	3.2
482	Tangail RWH	Gopalpur	127,892	15,044	8.5	28,890	12,586	2.3	250	17	14.7	10,518	1,267	8.3	500	46	10.9
483	Tangail RWH	Kalihati	74,500	22,063	3.4	0	21,363	0.0	257	40	6.4	13,875	2,896	4.8	310	63	4.9
484	Tangail RWH	Madhupur	106,200	19,719	5.4	0	23,542	0.0	506	16	31.6	10,020	2,454	4.1	600	62	9.7
485	Tangail RWH	Mirzapur	72,692	24,067	3.0	555	21,760	0.0	409	15	27.3	13,278	962	13.8	500	33	15.2
486	Tangail RWH	Nagarpur	104,024	25,177	4.1	0	17,540	0.0	140	50	2.8	7,883	1,901	4.1	0	52	0.0
487	Tangail RWH	Sakhipur	68,500	21,571	3.2	720	22,177	0.0	200	13	15.4	4,270	881	4.8	600	16	37.5
488	Tangail RWH	Tangail Sadar	54,300	37,123	1.5	50,130	22,014	2.3	215	9	23.9	13,152	2,510	5.2	500	67	7.5

7. Month-wise Consumption Trend

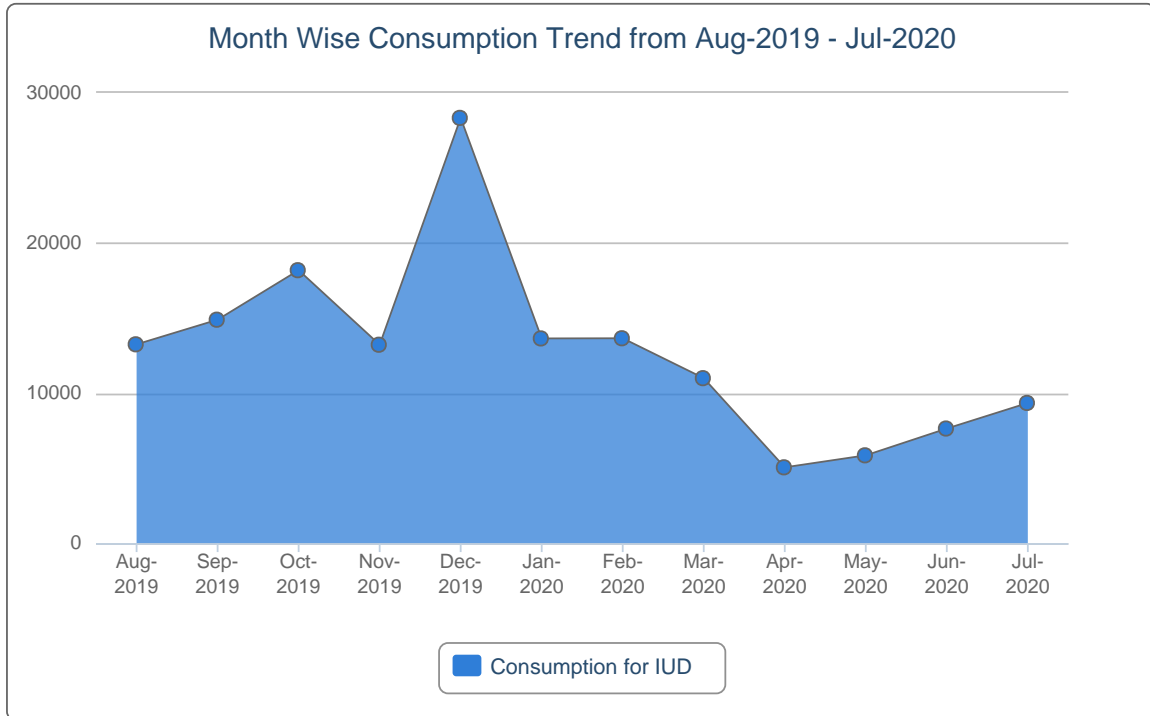
7(a).



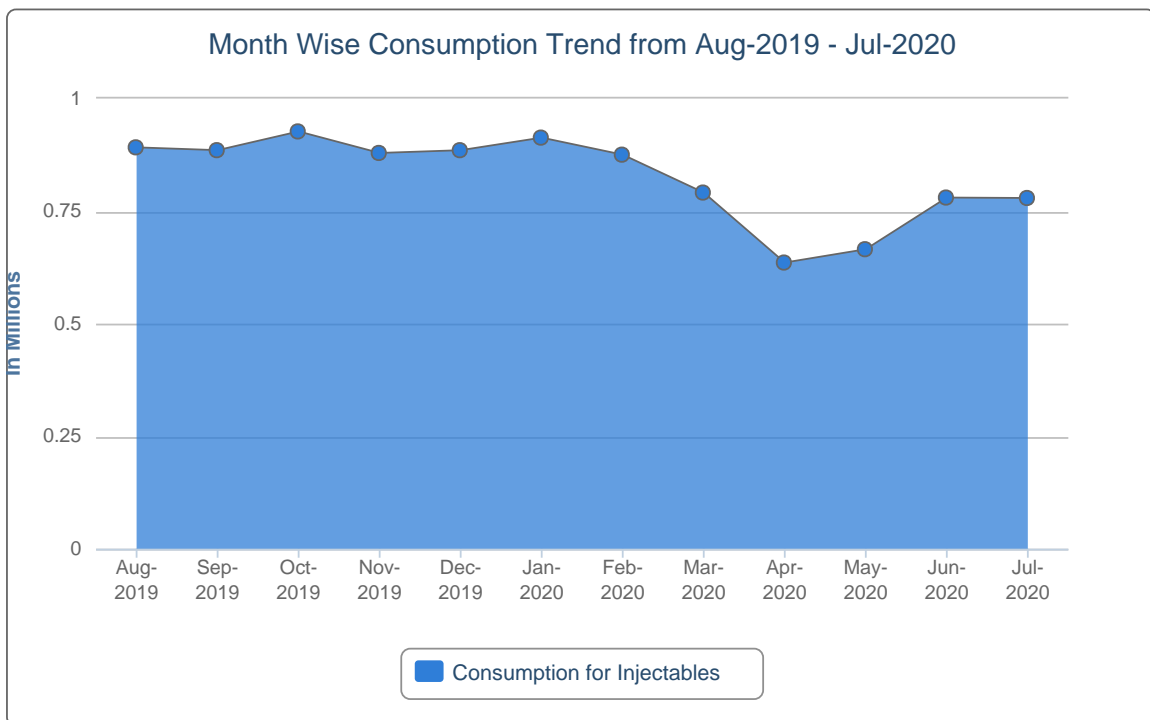
7(b).



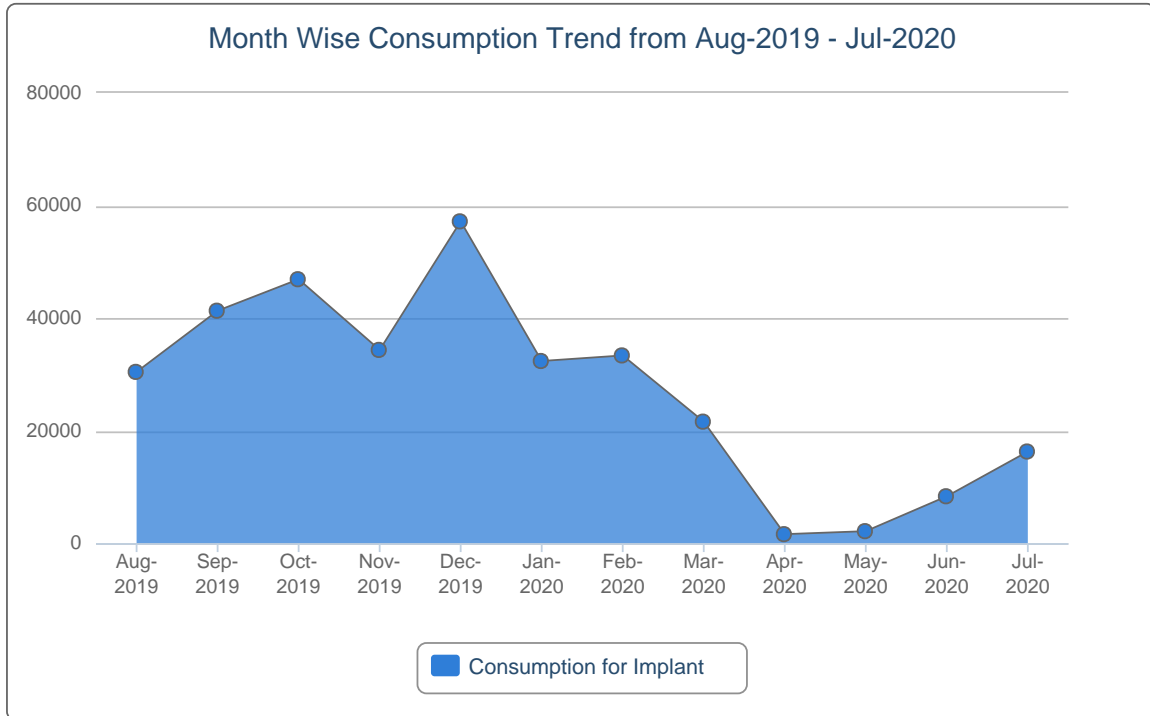
7(c).



7(d).



7(e).



8. Report on Upazila and Warehouse Having Stock Out in last month

SL	Products Name	No of Stockout WH	% of Stockout WH	No of Stockout Upazila Store	% of Stockout Upazila Store	No of Stockout Upazila Field	% of Stockout Upazila Field
1	Condom	0	0%	0	0%	0	0%
2	Shukhi (2nd Gen)	3	14%	21	4%	0	0%
3	Oral Pill (Total)	0	0%	0	0%	0	0%
4	IUD	0	0%	0	0%	0	0%
5	Injectables	0	0%	0	0%	0	0%
6	Implant (Total)	0	0%	-	-	0	0%

List of Stock Out Warehouses

SL	Commodity	Warehouse	Phone
1	Shukhi (2nd Gen)	Sylhet RWH	0821-713246
2	Shukhi (2nd Gen)	Mymensingh RWH	091-66730
3	Shukhi (2nd Gen)	Tangail RWH	0921-64316

List of StockOut Upazilas

SL	Commodity	Warehouse	District	Upazila	Phone
1	Shukhi (2nd Gen)	Dhaka CWH	Dhaka	Nawabganj, Dhaka	01720078857
2	Shukhi (2nd Gen)	Dhaka CWH	Narsingdi	Palash, Narsingdi	01712078301
3	Shukhi (2nd Gen)	Mymensingh RWH	Kishoregonj	Bajitpur, Kishoregonj	01715253447
4	Shukhi (2nd Gen)	Mymensingh RWH	Netrokona	Kalmakanda, Netrakona	01737986012
5	Shukhi (2nd Gen)	Mymensingh RWH	Netrokona	Khaliajuri, Netrakona	01736503012
6	Shukhi (2nd Gen)	Mymensingh RWH	Netrokona	Netrakona Sadar, Netrokona	01712462494
7	Shukhi (2nd Gen)	Mymensingh RWH	Sunamganj	Dharampasha, Sunamganj	01717325434
8	Shukhi (2nd Gen)	Rajshahi RWH	Rajshahi	Puthia, Rajshahi	01712164824
9	Shukhi (2nd Gen)	Rangpur RWH	Rangpur	Pirgachha, Rangpur	01779987275
10	Shukhi (2nd Gen)	Sylhet RWH	Habiganj	Ajmiriganj, Habiganj	01716810270
11	Shukhi (2nd Gen)	Sylhet RWH	Maulvibazar	Barlekha, Maulvibazar	01712247825
12	Shukhi (2nd Gen)	Sylhet RWH	Sunamganj	Derai, Sunamganj	01717190335
13	Shukhi (2nd Gen)	Sylhet RWH	Sunamganj	Dowarabazar, Sunamganj	01737758625
14	Shukhi (2nd Gen)	Sylhet RWH	Sunamganj	Jagannathpur,	01716687919

	Gen)			Sunamganj	
15	Shukhi (2nd Gen)	Sylhet RWH	Sunamganj	Jamalganj, Sunamganj	01758494748
16	Shukhi (2nd Gen)	Sylhet RWH	Sunamganj	Tahirpur, Sunamganj	01716465602
17	Shukhi (2nd Gen)	Sylhet RWH	Sylhet	Beani Bazar, Sylhet	01718435176
18	Shukhi (2nd Gen)	Sylhet RWH	Sylhet	Jaintiapur, Sylhet	01711966855
19	Shukhi (2nd Gen)	Tangail RWH	Tangail	Kalihati, Tangail	01824495476
20	Shukhi (2nd Gen)	Tangail RWH	Tangail	Madhupur, Tangail	01913617355
21	Shukhi (2nd Gen)	Tangail RWH	Tangail	Nagarpur, Tangail	01710543024

“ছেলে হোক, মেয়ে হোক,
দু’টি সন্তানই যথেষ্ট”

Management Information System (MIS)
Directorate General of Family Planning (DGFP)
6, Kawran Bazar, Dhaka- 1215
Email: dirmis@dgfp.gov.bd, dirls@dgfp.gov.bd
www.dgfp.gov.bd, www.scmpbd.org

If you need more information, please visit at <https://www.scmpbd.org>