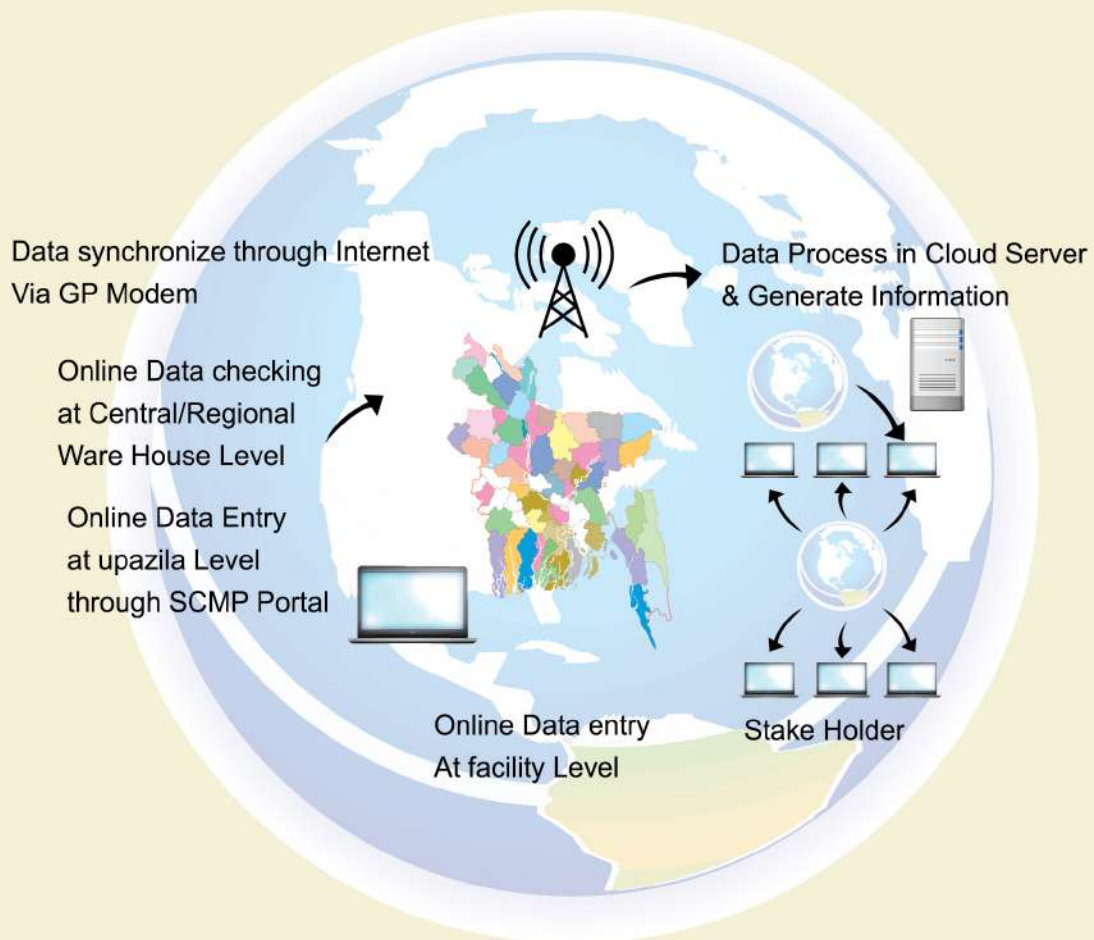




FAMILY PLANNING MONTHLY LOGISTICS REPORT

August 2021

Logistics Management Information System (LMIS) Data Flow System



Management Information System (MIS)
Directorate General of Family Planning (DGFP)

Government of the People's Republic of Bangladesh
Medical Education and Family Welfare Division
Directorate General of Family Planning
Management Information System (MIS)
6, Kawran Bazar, Dhaka- 1215
www.dgfp.gov.bd

Memo No. 59.11.00000.402.16.002.19.212

Date: 11 October, 2021.

Sub: Family Planning Monthly Logistics Report for the Month of August, 2021.

Family Planning Monthly Logistics Report for the Month of August, 2021 is sent herewith for your kind information & necessary action. This report is prepared on the basis of Form-7 submitted by Warehouses and Form-7B submitted by Upazila Family Planning Offices by using WIMS & UIMS operational tools. It provides useful information on monthly distribution and stock balance of all the major contraceptives & DDS Kits of Warehouse/Upazila Stores. For more information you are requested to visit at www.scmpbd.org web site.

Comments and suggestions for improvement of this report will be highly appreciated.



(Khan Md. Rezaul Karim)
Additional Secretary (MEFW Division)
and
Director & Line Director (MIS)
Phone: 55012352
Mail: dirmis@dgfp.gov.bd

Memo No. 59.11.00000.402.16.002.19.212/1(204)

Date: 11 October, 2021.

Copy of the report forwarded to (Not according to seniority):

1. Secretary, Medical Education & Family Welfare Division, Ministry of Health & Family Welfare, Bangladesh Secretariat, Dhaka.
2. Additional Secretary (Admin), Medical Education & Family Welfare Division, Ministry of Health & Family Welfare, Bangladesh Secretariat, Dhaka.
3. Director (Administration), Directorate General of Family Planning, 6 Kawran Bazar, Dhaka 1215.
4. Director & Line Director (MIS), Directorate General of Family Planning, 6 Kawran Bazar, Dhaka.
5. Joint Secretary (Development), Medical Education & Family Welfare Division, Ministry of Health & Family Welfare, Bangladesh Secretariat, Dhaka.
6. Director Finance & Line Director (Family Planning Field Service Delivery), Directorate General of Family Planning, 6 Kawran Bazar, Dhaka 1215.
7. Director (Logistics & Supply) and Line Director (Procurement, Storage & Supply Management), Directorate General of Family Planning, 6 Kawran Bazar, Dhaka 1215.
8. Director (IEM) & Line Director (Information, Education and Communication), Directorate General of Family Planning, 6 Kawran Bazar, Dhaka 1215.
9. Director (Planning) & Line Director (Planning Monitoring and Evaluation), Directorate General of Family Planning, 6 Kawran Bazar, Dhaka 1215.

10. Director (MCH-Services) & Line Director (MCRAH), Directorate General of Family Planning, 6 Kawran Bazar, Dhaka 1215.
11. Line Director (CCSDP), Directorate General of Family Planning, 6 Kawran Bazar, Dhaka 1215.
12. Director (Audit), Directorate General of Family Planning, 6 Kawran Bazar, Dhaka 1215.
13. Divisional Director, Family Planning, Dhaka / Chittagong / Rajshahi / Khulna / Sylhet / Barisal/ Rangpur/ Mymensingh Division.
14. Joint Chief (Planning), Health Service Division, Ministry of Health & Family Welfare, Bangladesh Secretariat, Dhaka
15. Joint Chief (Population & Planning wing), Planning commission, Sher-e-Bangla Nagar, Dhaka.
16. Joint Chief (Planning), Program Management and Monitoring Unit (PMMU), Azimpur, Dhaka-1205.
17. Director, Maternal & Child Health Training Institute (MCHTI), Azimpur, Dhaka.
18. Director, Mohammadpur Fertility Services & Training Centre (MFSTC), Mohammadpur, Dhaka.
19. Director, Maternal & Child Health Training Institute (MCHTI), Lalkuthi, Mirpur, Dhaka.
20. P.S. to the Honorable Minister, Ministry of Health and Family Welfare, Bangladesh Secretariat, Dhaka, for kind information of the Honorable Minister.
21. Deputy Chief (Planning), Medical Education & Family Welfare Division, Ministry of Health & Family Welfare, Bangladesh Secretariat, Dhaka.
22. Additional Director (Drugs and Stores), Directorate General of Family Planning, Central Warehouse, Mohakhali, Dhaka.
23. Deputy Director, Family Planning, ----- District (You are requested to take appropriate measures to ensure timely online submission of Form 7B report from upazilas).
24. Regional/District Consultant, FPCS-QIT, District Family Planning Office, ----- District.
25. Central/Regional Supply Officer, Family Planning, ----- CWH/RWHs.
26. Assistant Maintenance Engineer, MIS Unit, DGFP (Requested to upload this report to DGFP website).
27. Country Project Director, SIAPS/MSH, House: 3, Road: No. 23B, Gulshan-1, Dhaka-1212.
28. Country Director, the World Bank, E-32, Agargaon, Sher-e-Bangla Nagar, Dhaka-1207.
29. Team Leader, Population & Health Team, USAID, Madani Avenue, Baridhara, Dhaka.
30. Country Representative, UNFPA, IDB Bhaban, Agargaon, Sher-E-Bangla Nagar, Dhaka.
31. Managing Director, SMC, SMC Tower, 33 Banani C/A, Dhaka-1213.
32. Documentation Center, IEM Unit, Directorate General of Family Planning, 6 Kawran Bazar, Dhaka.
33. Responsible person of Dispatch Section, MIS Unit, DGFP (Requested to distribute the published 'Family Planning Monthly Logistics Report' to concerned Person/Office/Organization).
34. PA to Director General, Directorate General of Family Planning, 6 Kawran Bazar, Dhaka 1215.
35. Concerned Organization/Person.







 (Shafiul Haque)
 Deputy Director (MIS)

Table Of Contents

	Page
1. DGFP Stock Status Report	1-2
2. National Receipts Quantity by Product by Month	3
3. National Level Contraceptive Summary Report	4
4. Stock Status Report at Different Levels	5
5. Contraceptive Stock Status by Product at Upazila Store and Field	6-10
6. Contraceptive Stock Status by Product at Regional Warehouses/Upazila	11-31
7. Month-wise Consumption Trend	32-34
8. Report on Upazila and Warehouse Having Stock Out in last month	35

1. DGFP Stock Status Report

		<div style="display: flex; justify-content: space-between; align-items: center;">  <div style="text-align: center;"> DGFP STOCK STATUS REPORT for Contraceptives - 31st August 2021 </div>  </div>																																		
Year →	2021	2022												2023												2024										
Month →	9	10	11	12	1	2	3	4	5	6	7	8	9	10	11	12	1	2	3	4	5	6	7	8	9	10	11	12	1	2	3	4	5	6	7	8
Min.-Max. →	Min												Max																							
Product ↓	CS - 102.06m : 13.1 MOS																																			
Condom	13.1 MOS												23.02m = 2.9 MOS		80m = 10.2 MOS																					
*AMC = 7.79m													FY 2020-21: 67m (GoB Rev.)						FY 2021-22: 80m (GoB Rev.)																	
	CS - 138.4m : 22.1 MOS																																			
Pill (Total)	22.1 MOS												48.16m = 7.7 MOS																							
*AMC = 6.25m													FY 2021-22: 48.16m (RPA+Rev.)																							
	CS (0.526): 43.7 MOS																																			
IUD	43.7 MOS (April 2025) 																																			
*AMC = 12,028																																				
	CS (26.21m): 33.3 MOS																																			
Injectables	33.3 MOS (May 2024)																																			
*AMC = 0.787m																																				
	CS-(0.616m): 25.2 MOS												FY 2021-22: 0.899m (RPA+Rev.)																							
Implant	25.2 MOS												FY 2021-22: 0.899m = 36 MOS 																							
*AMC = 24,457																																				
<p>Pill (Total): 2nd & 3rd generation Shukhi and APON</p> <p><i>*AMC is calculated based on past 6-months consumption</i></p> <p><i>Data Sources: DGFP/L&S unit, DGFP LMIS web site - https://scmpbd.org/</i></p> <p><i>Central Warehouse WIMS data and Approved DGFP Procurement Plan</i></p> <p><i>National min-max stock level is 6 & 10 MOS</i></p> <p>AMC = Average Monthly Consumption</p>																																				
<p>Legend:</p> <ul style="list-style-type: none"> Current Stock (CS): Less than 3 MOS Current Stock (CS): MOS 3.0 to Less than 6 MOS Current Stock (CS): MOS 6 and above Planned for FY 2020-21 Procurement completed, yet to be received Donation 																																				

DGFP STOCK STATUS NOTES
(For Contraceptives)
Month: August 2021

CONDOM – Current national stock is 102.06 million pieces, and this stock can be used up to September 2022.

- 2020-21: GoB (Rev.) – 67 million pcs. (According to the revised plan): DGFP received 43.98 million as of August 2021 and rest 23.02 million will be delivered on September 2021 and onward.
- 2021-22: GoB (Rev.) – 80 million pcs.: Procurement plan approved and IFT published on 19/08/2021.

PILL – Current national stock of Oral Contraceptive Pill is 138.4 million cycles which will go up to June 2023.

- 2021-22: GoB (Rev.) – 13.4 million cycles* (3rd Generation) Procurement plan approved and IFT published on 11/08/2021.
- 2021-22: RPA(GoB)– 29.76 million cycles* (3rd Generation): Procurement plan approved and IFT published on 12/08/2021.

***Total 43.16 million cycles (3rd Generation) Oral Pill's procurement is in process**

- 2021-22: GoB (RPA) – 4 million cycles* (POP - APON): Procurement plan approved and IFT published on 12/08/2021.
- 2021-22: GoB (Rev.) – 1.0 million cycles* (POP- APON): Procurement plan approved and IFT published on 18/08/2021.

***Total 5.0 million cycles POP- APON's procurement is in process**

IUD – Current national stock is 0.526 million pcs, and this stock can be used up to April 2025.

INJECTABLES – Current stock of 26.21 million vials and that can be used up to May 2024. It is noted that Shelf Life of Injectable is Three (03) years .So, the user should be cautious about the expiry date of Injectables

IMPLANT – Current stock is 0.616 million sets, and this can be used up to September 2023.

2021-22: RPA(GoB)+GoB(Dev.) – 6,68,000 sets* (Lot 1 & 2 - Two rods): Procurement plan approved and IFT published on 13/08/2021.

2021-22: GoB (Rev.) – 2,00,000 sets* of two rod implant: Procurement plan approved and IFT published on 19/08/2021.

2021-22: RPA(GoB.)+GoB(Dev.) – 31,885 sets* (Two rods) – Carry forward from FY2020-21: Previous Tender rejected by TEC on 15/07/2021. Re-tender published on 11/08/2021 and tender opened on 26/08/2021.

***Total 8,99,885 sets Implant's procurement is in process**

You can also download the previous reports from <http://www.scmpbd.org>

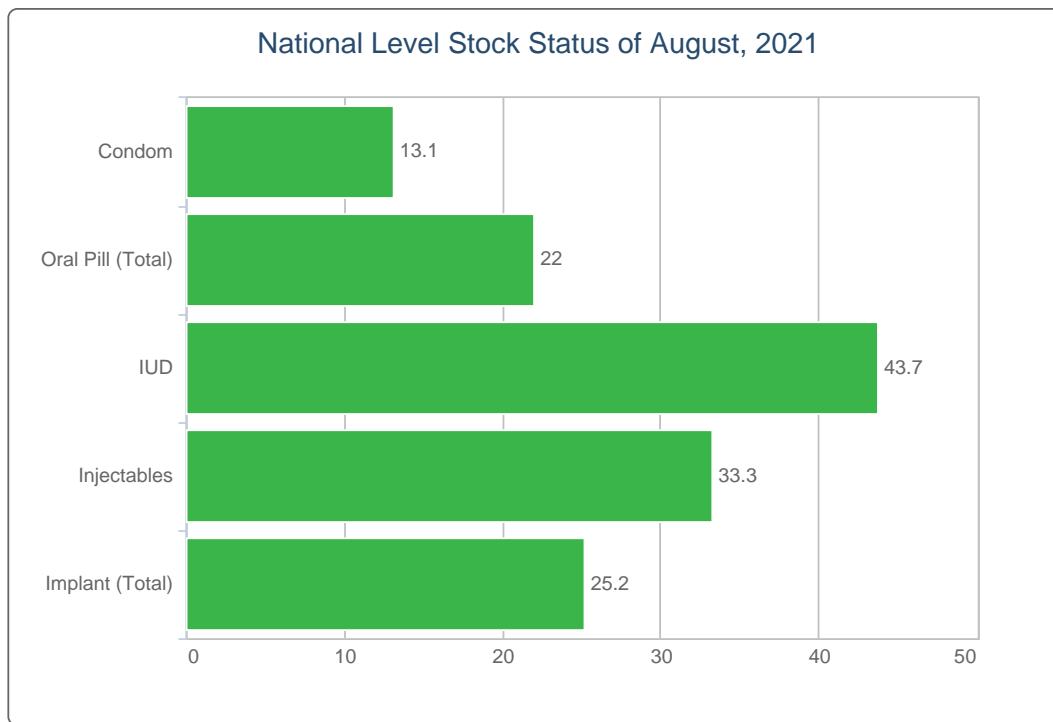
2. National Receipts Quantity by Product by Month

Contraceptive Received Report

Month: August, 2021

Item	Supplier	Receiver	Date Receipts	Qty
Condom	ESSENTIAL DRUGS CO. LTD.	Bogura RWH	31/08/21	8,607,600
Total				8,607,600

3. National Level Contraceptive Summary Report



■ MOS: < 3.0

■ MOS: 3.0 - 5.9

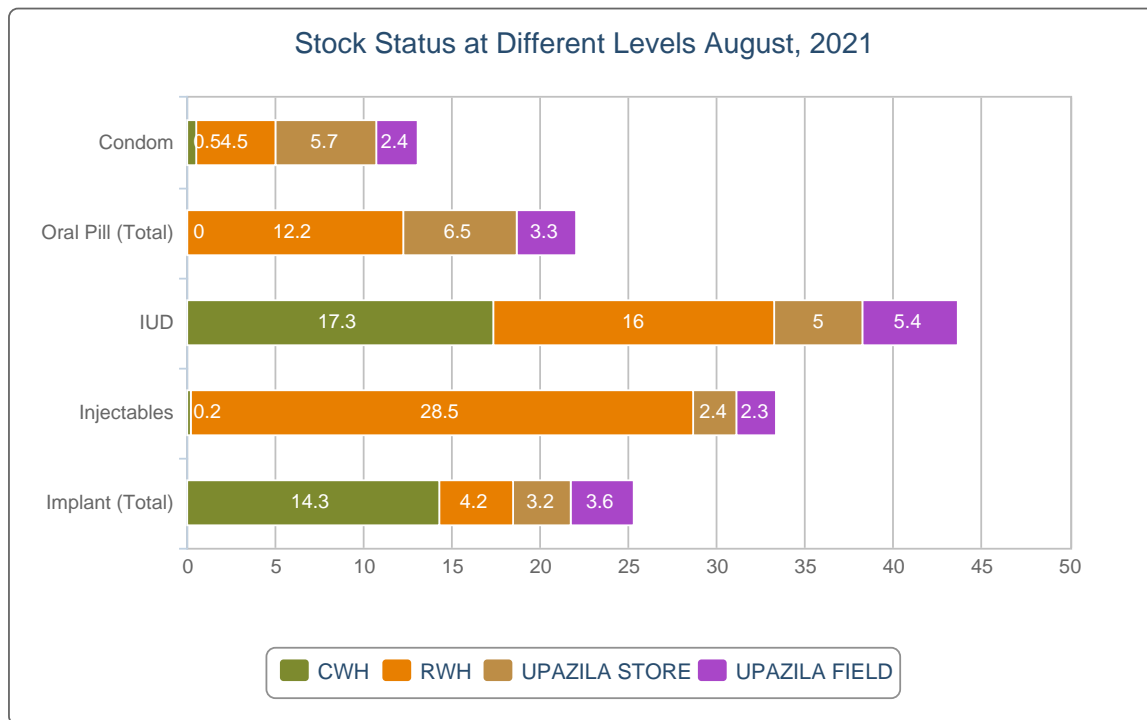
■ MOS: 6.0 and above

MOS = Month of Stock

National Level Stock Status of August, 2021

SL	Name of Products	Reported Consumption	Reported Closing Balance	Average Monthly Consumption	MOS
1	Condom	7,871,682	102,067,536	7,791,525	13.1
2	Oral Pill (Total)	5,963,919	132,738,240	6,025,352	22.0
3	IUD	13,496	526,023	12,028	43.7
4	Injectables	779,420	26,211,502	787,398	33.3
5	Implant (Total)	27,448	616,796	24,461	25.2

4. Stock Status Report at Different Levels

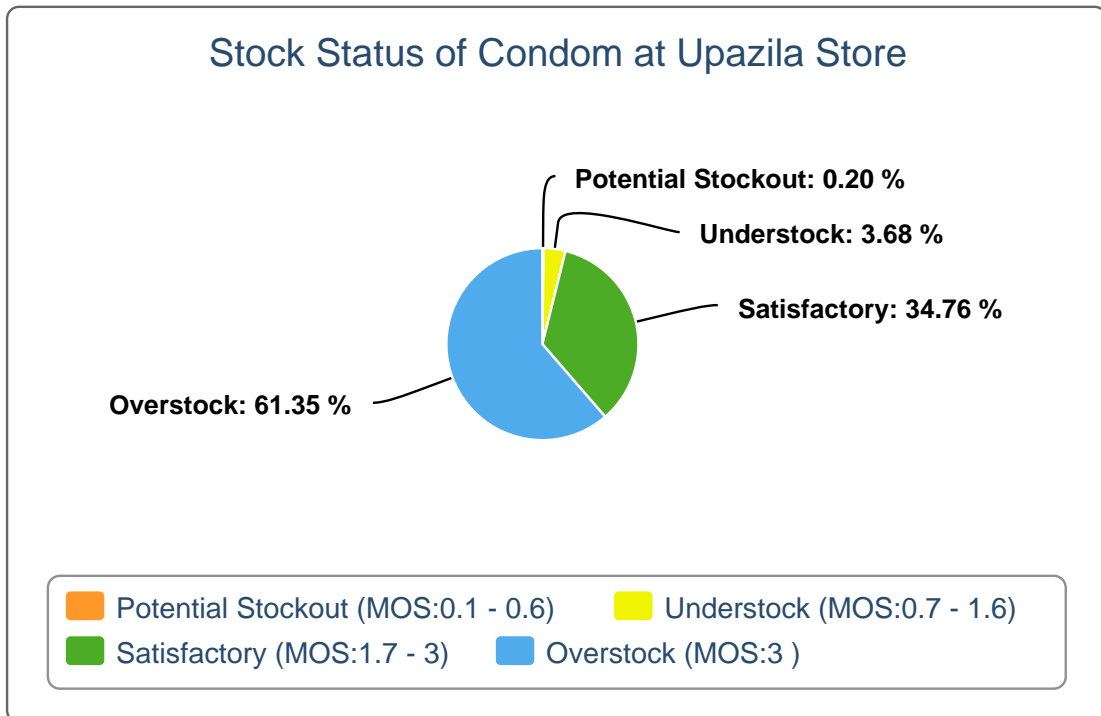


Stock Status at Different Levels August, 2021

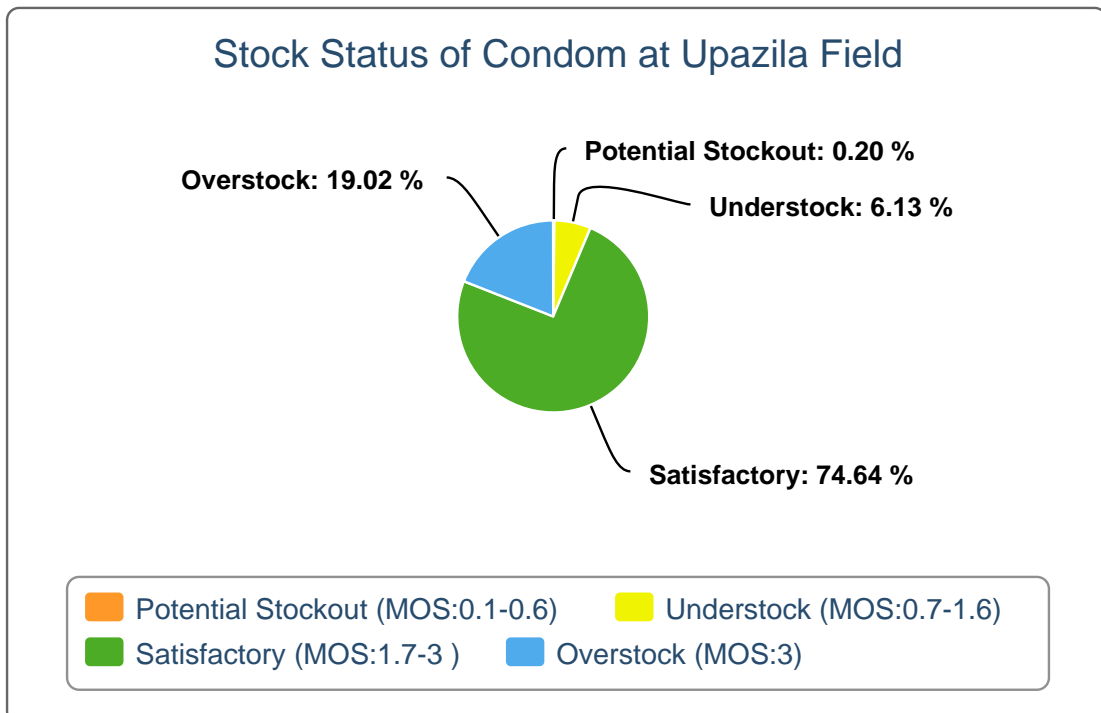
Products	Avg. Consump. of Last 6 Months	CWH Level	MOS	RWH Level	MOS	Upazila Level	MOS	Field Level	MOS	National Level	MOS
Condom	7,791,525	4,042,000	0.5	35,275,400	4.5	44,302,992	5.7	18,447,144	2.4	102,067,536	13.1
Oral Pill (Total)	6,025,352	168,875	0	73,554,145	12.2	39,224,067	6.5	19,791,153	3.3	132,738,240	22
IUD	12,028	208,300	17.3	192,883	16	59,778	5	65,062	5.4	526,023	43.7
Injectables	787,398	124,481	0.2	22,420,300	28.5	1,877,627	2.4	1,789,094	2.3	26,211,502	33.3
Implant (Total)	24,461	349,150	14.3	101,800	4.2	77,338	3.2	88,508	3.6	616,796	25.2

5. Contraceptive Stock Status by Product at Upazila Store and Field

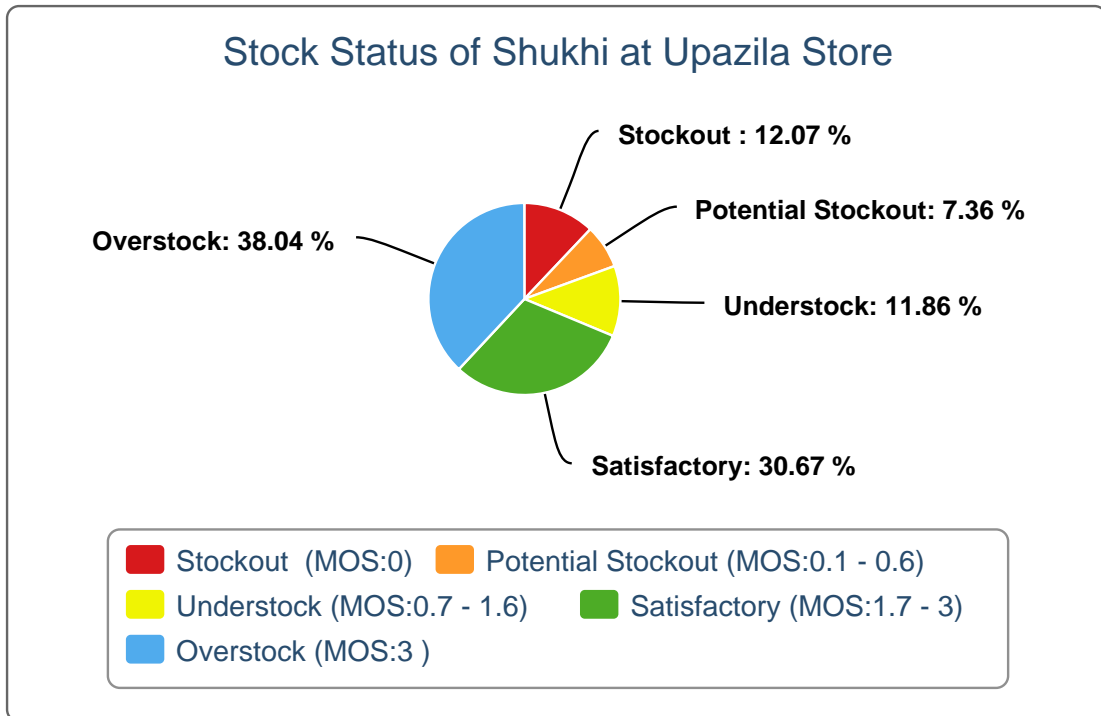
5(a).



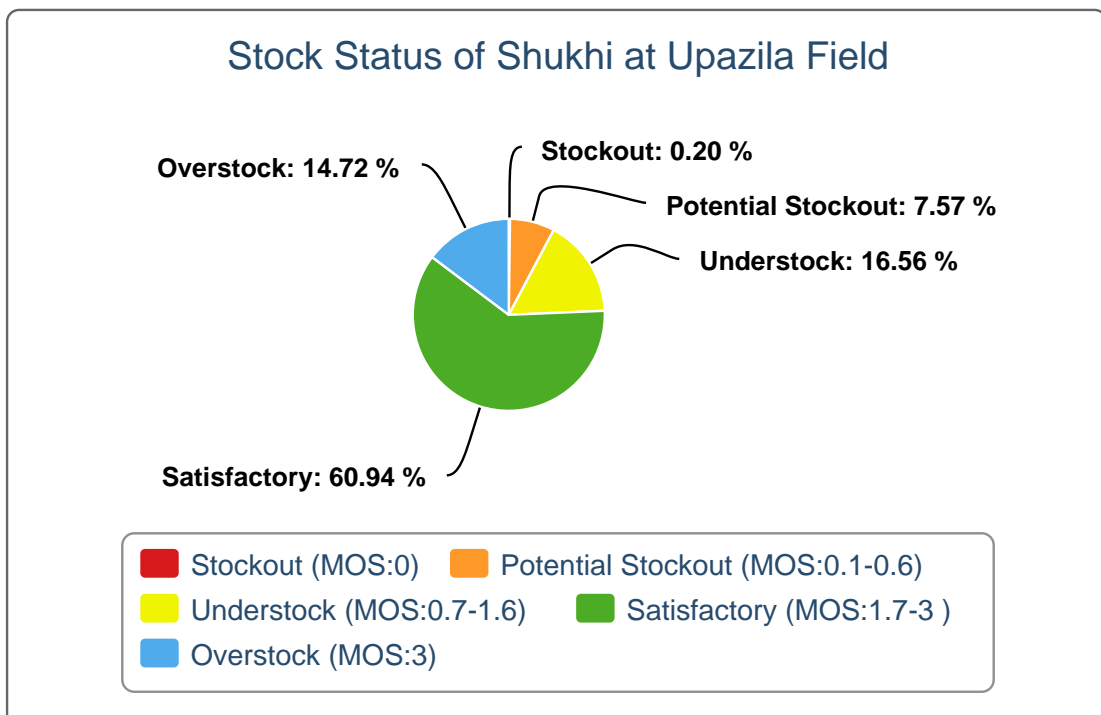
5(b).



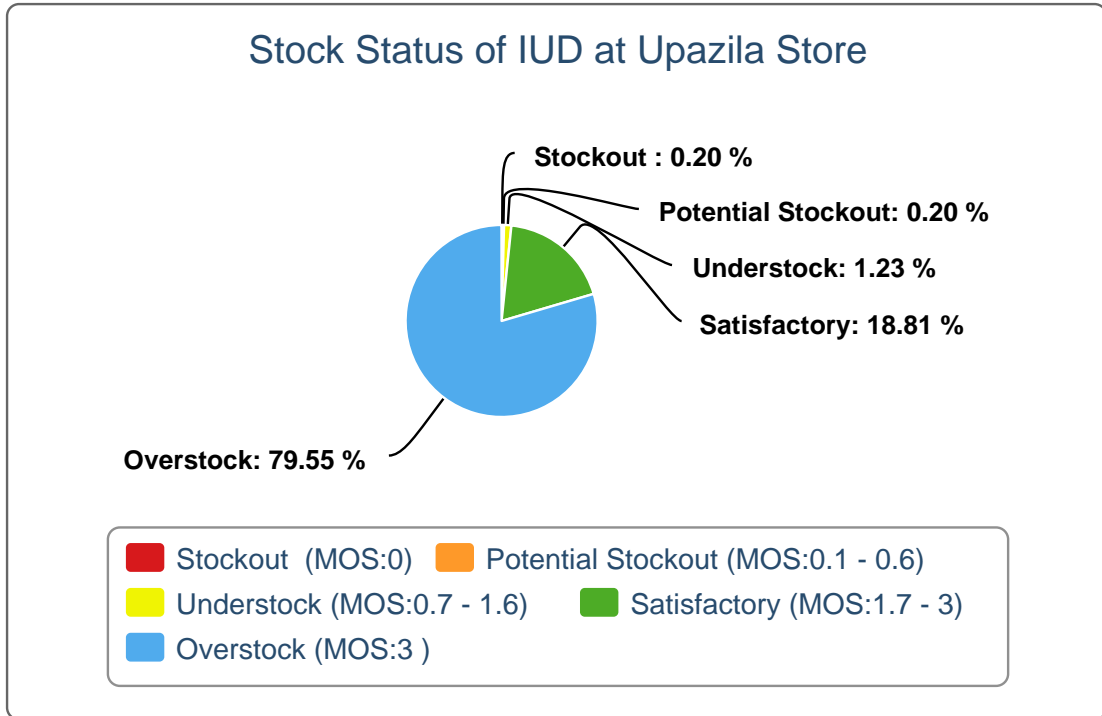
5(c).



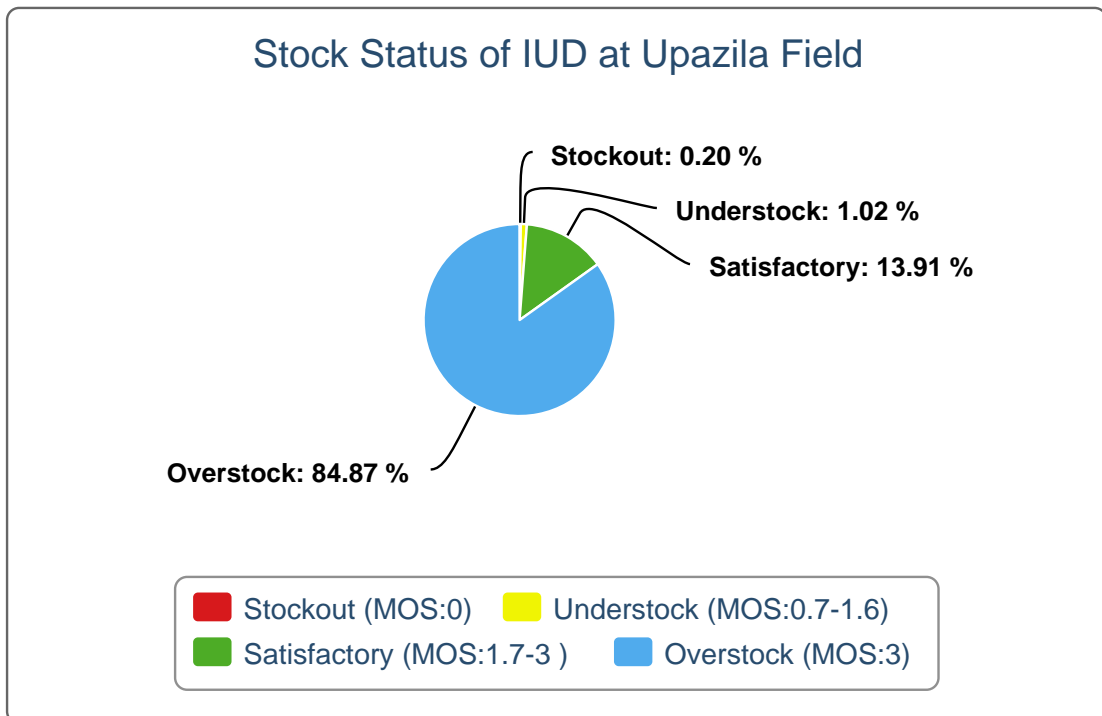
5(d).



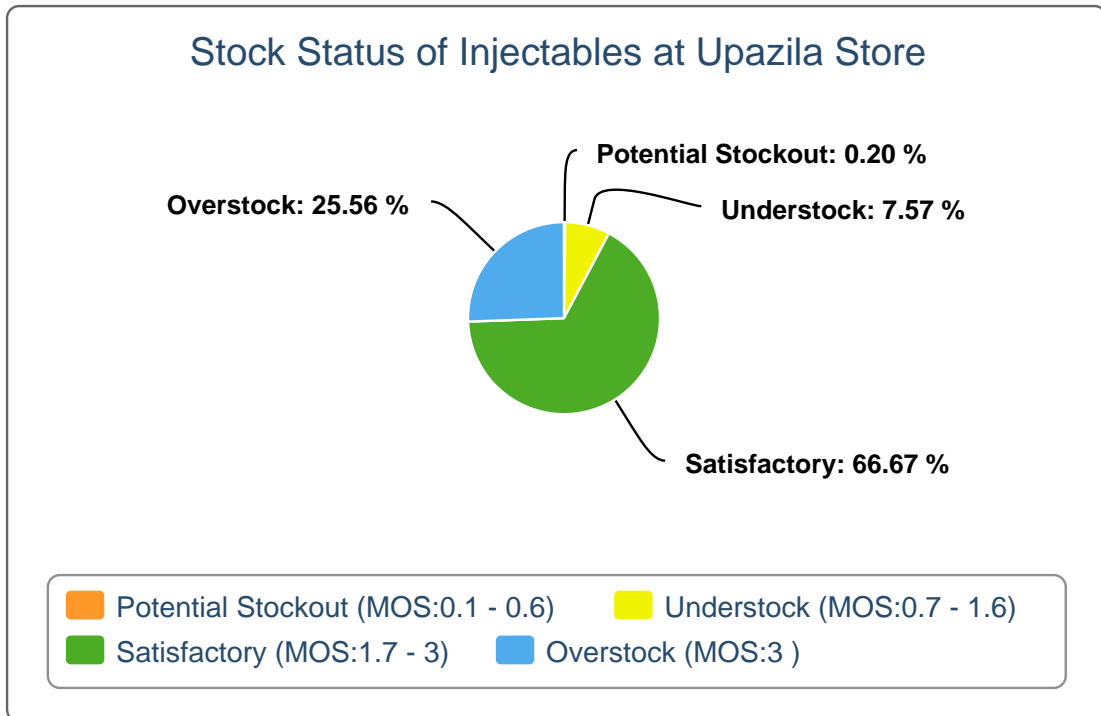
5(e).



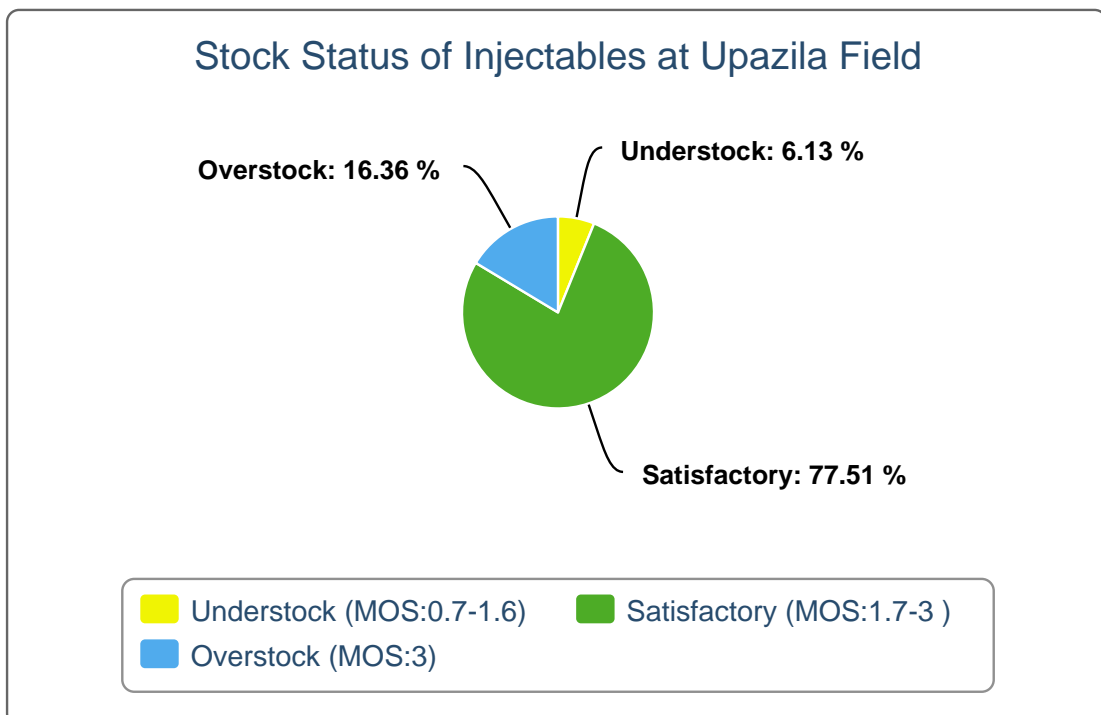
5(f).



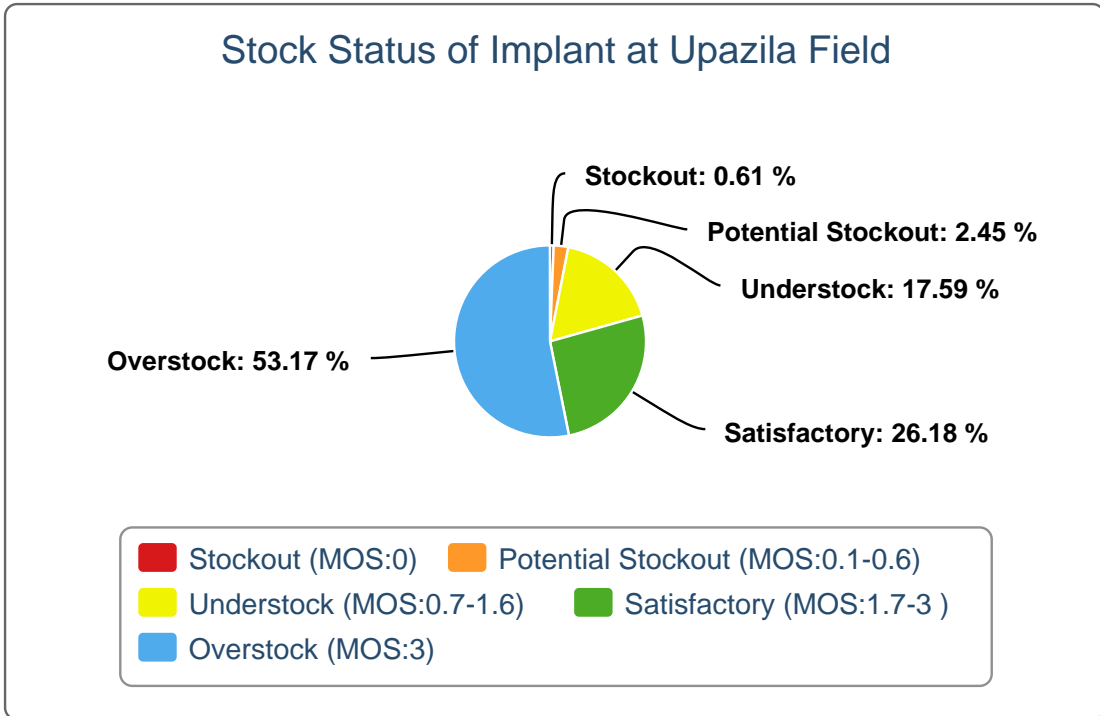
5(g).



5(h).



5(i).



6(a). Contraceptive Stock Status by Product at Regional Warehouses

SL	WH Name	Condom			Shukhi			IUD			Injectables			Implant		
		CBL	AMD	MOS	CBL	AMD	MOS	CBL	AMD	MOS	CBL	AMD	MOS	CBL	AMD	MOS
1	Bandarban RWH	61,200	31,048	2.0	179,040	20,180	8.9	1,000	92	10.9	11,500	2,893	4.0	500	169	3.0
2	Barishal RWH	1,968,800	205,406	9.6	341,760	179,322	1.9	9,450	313	30.2	62,800	25,801	2.4	6,050	595	10.2
3	Bhola RWH	835,200	41,216	20.3	441,120	54,272	8.1	4,000	97	41.2	52,000	27,937	1.9	3,000	253	11.9
4	Bogura RWH	3,128,400	476,293	6.6	13,582,560	335,384	40.5	17,300	505	34.3	5,383,500	29,206	184.3	7,900	1,851	4.3
5	Chattogram RWH	5,653,400	350,689	16.1	26,082,193	278,548	93.6	15,730	1,270	12.4	9,194,700	44,761	205.4	3,950	1,896	2.1
6	Cumilla RWH	486,000	429,157	1.1	292,800	333,273	0.9	7,800	1,262	6.2	114,000	56,943	2.0	1,400	1,742	0.8
7	Dhaka CWH	4,042,000	1,144,391	3.5	168,875	665,829	0.3	208,300	1,714	121.5	124,481	80,654	1.5	349,150	2,136	163.5
8	Dinajpur RWH	583,200	166,634	3.5	564,480	259,823	2.2	11,550	385	30.0	147,000	30,330	4.8	6,050	1,380	4.4
9	Faridpur RWH	2,041,200	421,751	4.8	415,680	291,767	1.4	11,350	632	18.0	65,000	29,831	2.2	4,000	1,357	2.9
10	Jamalpur RWH	1,342,800	272,450	4.9	383,040	219,506	1.7	9,100	198	46.0	83,000	23,676	3.5	4,600	760	6.1
11	Jashore RWH	666,000	404,348	1.6	299,040	263,233	1.1	2,050	308	6.7	31,200	37,197	0.8	2,950	840	3.5
12	Khulna RWH	4,645,600	467,913	9.9	26,131,610	326,990	79.9	16,450	487	33.8	6,181,900	32,009	193.1	3,100	971	3.2
13	Kushtia RWH	1,018,800	270,096	3.8	353,760	144,648	2.4	5,083	118	43.1	80,800	28,576	2.8	6,050	438	13.8
14	Mymensingh RWH	6,462,000	563,930	11.5	778,400	677,413	1.1	9,700	701	13.8	213,000	48,787	4.4	9,600	2,018	4.8
15	Noakhali RWH	1,227,600	215,953	5.7	371,520	152,855	2.4	10,700	658	16.3	86,000	38,753	2.2	2,400	1,175	2.0
16	Pabna RWH	367,200	433,937	0.8	876,020	302,278	2.9	8,150	728	11.2	109,000	37,661	2.9	7,850	682	11.5
17	Patuakhali RWH	1,029,600	93,861	11.0	253,440	129,161	2.0	9,100	270	33.7	87,700	21,205	4.1	3,800	747	5.1
18	Rajshahi RWH	507,600	558,400	0.9	246,720	243,806	1.0	13,895	277	50.2	118,500	27,751	4.3	7,400	894	8.3
19	Rangamati RWH	97,200	41,512	2.3	151,302	34,266	4.4	1,000	86	11.6	22,000	2,949	7.5	800	225	3.6
20	Rangpur RWH	943,200	453,043	2.1	1,089,120	609,715	1.8	7,975	1,098	7.3	199,000	94,187	2.1	6,100	1,853	3.3
21	Sylhet RWH	979,200	516,110	1.9	627,060	330,866	1.9	13,900	576	24.1	122,700	45,529	2.7	10,400	1,827	5.7
22	Tangail RWH	1,231,200	233,387	5.3	93,480	172,217	0.5	7,600	253	30.0	55,000	20,762	2.6	3,900	652	6.0

6(b). Contraceptive Stock Status by Product at Upazila

SL	Warehouse Name	Upazila Name	Condom			Shukhi			IUD			Injectables			Implant		
			CBL	AMD	MOS	CBL	AMD	MOS	CBL	AMD	MOS	CBL	AMD	MOS	CBL	AMD	MOS
1	Bandarban RWH	Alikadam	19,116	7,786	2.5	8,675	3,522	2.5	49	21	2.3	1,053	548	1.9	50	25	2.0
2	Bandarban RWH	Bandarban Sadar	7,740	3,020	2.6	7,351	3,408	2.2	67	20	3.4	1,006	458	2.2	78	33	2.4
3	Bandarban RWH	Lama	12,252	5,206	2.4	10,855	4,714	2.3	96	29	3.3	2,023	761	2.7	122	27	4.5
4	Bandarban RWH	Naikhongchhari	21,776	5,368	4.1	9,180	3,048	3.0	40	4	10.0	1,361	604	2.3	132	33	4.0
5	Bandarban RWH	Rowangchhari	12,272	1,880	6.5	9,590	1,926	5.0	18	5	3.6	1,460	220	6.6	0	16	0.0
6	Bandarban RWH	Ruma	13,080	5,690	2.3	5,770	1,654	3.5	12	7	1.7	720	149	4.8	35	12	2.9
7	Bandarban RWH	Thanchi	17,262	2,098	8.2	9,075	1,908	4.8	48	6	8.0	863	153	5.6	126	23	5.5
8	Barishal RWH	Agailjhara	101,210	6,166	16.4	17,913	8,036	2.2	70	7	10.0	1,497	654	2.3	150	21	7.1
9	Barishal RWH	Babuganj	304,600	5,061	60.2	30,895	6,112	5.1	80	18	4.4	1,098	512	2.1	100	29	3.4
10	Barishal RWH	Bakerganj	614,703	13,737	44.7	30,960	13,981	2.2	38	19	2.0	3,731	1,833	2.0	100	55	1.8
11	Barishal RWH	Banari Para	308,080	4,944	62.3	36,420	6,708	5.4	61	10	6.1	1,521	516	2.9	250	29	8.6
12	Barishal RWH	Barishal Sadar (kotwali)	71,196	34,128	2.1	30,960	15,535	2.0	150	58	2.6	7,615	3,395	2.2	91	83	1.1
13	Barishal RWH	Bhandaria	93,120	9,939	9.4	20,170	7,528	2.7	215	15	14.3	3,121	992	3.1	200	14	14.3
14	Barishal RWH	Gaurnadi	67,000	9,005	7.4	29,280	10,331	2.8	62	15	4.1	2,252	1,048	2.1	250	39	6.4
15	Barishal RWH	Hizla	119,048	7,285	16.3	17,790	5,346	3.3	49	7	7.0	2,864	1,366	2.1	200	8	25.0
16	Barishal RWH	Indurkani	184,340	4,418	41.7	12,680	4,612	2.7	73	5	14.6	3,003	641	4.7	200	14	14.3
17	Barishal RWH	Jhalokati Sadar	120,400	7,470	16.1	27,080	6,896	3.9	60	18	3.3	1,829	750	2.4	100	43	2.3
18	Barishal RWH	Kanthalia	78,577	4,343	18.1	34,765	4,386	7.9	78	3	26.0	1,330	589	2.3	250	26	9.6
19	Barishal RWH	Kawkhali	90,900	4,648	19.6	25,055	3,555	7.0	60	15	4.0	814	344	2.4	200	11	18.2
20	Barishal RWH	Mathbaria	133,860	13,528	9.9	37,065	16,115	2.3	74	17	4.4	3,040	1,603	1.9	150	21	7.1
21	Barishal RWH	Mehendiganj	102,192	10,555	9.7	20,870	9,110	2.3	82	17	4.8	7,748	3,340	2.3	150	20	7.5
22	Barishal RWH	Muladi	26,308	10,541	2.5	18,115	8,476	2.1	90	10	9.0	3,351	1,871	1.8	2	17	0.1
23	Barishal RWH	Nalchity	22,164	6,356	3.5	23,990	6,110	3.9	40	10	4.0	2,661	1,307	2.0	160	22	7.3
24	Barishal RWH	Nazirpur	150,408	14,112	10.7	37,265	10,749	3.5	80	17	4.7	7,530	1,409	5.3	150	22	6.8
25	Barishal RWH	Nesarabad (swarupkati)	133,840	16,071	8.3	22,840	12,131	1.9	181	12	15.1	3,046	1,388	2.2	100	35	2.9

SL	Warehouse Name	Upazila Name	Condom			Shukhi			IUD			Injectables			Implant		
			CBL	AMD	MOS	CBL	AMD	MOS	CBL	AMD	MOS	CBL	AMD	MOS	CBL	AMD	MOS
26	Barishal RWH	Pirojpur Sadar	89,424	9,411	9.5	32,820	7,697	4.3	53	21	2.5	1,810	910	2.0	250	26	9.6
27	Barishal RWH	Rajapur	85,864	5,168	16.6	23,795	4,497	5.3	50	2	25.0	1,157	561	2.1	250	9	27.8
28	Barishal RWH	Wazirpur	949,104	8,520	111.4	10,335	11,411	0.9	140	17	8.2	1,857	772	2.4	0	51	0.0
29	Bhola RWH	Bhola Sadar	26,253	11,222	2.3	31,758	12,923	2.5	125	41	3.0	10,266	5,284	1.9	60	92	0.7
30	Bhola RWH	Burhanuddin	17,424	2,946	5.9	23,060	7,435	3.1	69	13	5.3	4,598	1,402	3.3	150	14	10.7
31	Bhola RWH	Char Fasson	28,900	13,636	2.1	29,175	15,035	1.9	58	21	2.8	18,680	9,432	2.0	100	52	1.9
32	Bhola RWH	Daulat Khan	37,394	1,548	24.2	53,240	3,831	13.9	105	3	35.0	7,700	3,368	2.3	300	10	30.0
33	Bhola RWH	Lalmohan	14,930	6,466	2.3	28,194	9,851	2.9	57	13	4.4	9,060	5,038	1.8	350	26	13.5
34	Bhola RWH	Manpura	11,424	4,102	2.8	6,709	2,683	2.5	67	2	33.5	3,700	1,953	1.9	70	32	2.2
35	Bhola RWH	Tazumuddin	39,082	1,296	30.2	39,595	2,514	15.7	110	4	27.5	3,322	1,460	2.3	50	27	1.9
36	Bogura RWH	Adamdighi	26,400	8,846	3.0	347,595	6,056	57.4	130	11	11.8	1,655	245	6.8	50	35	1.4
37	Bogura RWH	Akkelpur	15,792	6,251	2.5	259,695	5,034	51.6	57	7	8.1	1,986	341	5.8	0	52	0.0
38	Bogura RWH	Atrai	32,900	11,923	2.8	43,325	10,603	4.1	139	5	27.8	2,265	490	4.6	0	47	0.0
39	Bogura RWH	Badalgachhi	21,158	9,565	2.2	54,490	10,141	5.4	31	5	6.2	2,796	1,161	2.4	50	46	1.1
40	Bogura RWH	Bogura Sadar	81,800	64,565	1.3	46,597	14,680	3.2	102	48	2.1	5,338	2,046	2.6	10	105	0.1
41	Bogura RWH	Dhamoirhat	27,356	7,936	3.4	1,150,080	7,340	156.7	60	6	10.0	1,984	565	3.5	50	32	1.6
42	Bogura RWH	Dhunat	84,400	34,643	2.4	45,745	20,712	2.2	48	19	2.5	4,910	2,054	2.4	50	64	0.8
43	Bogura RWH	Dhupchanchia	23,700	8,360	2.8	56,460	7,670	7.4	63	18	3.5	2,773	690	4.0	105	64	1.6
44	Bogura RWH	Gabtali	49,944	25,440	2.0	18,670	14,327	1.3	77	8	9.6	4,479	2,338	1.9	0	107	0.0
45	Bogura RWH	Ghoraghat	30,500	5,568	5.5	16,035	5,803	2.8	50	12	4.2	1,315	282	4.7	102	38	2.7
46	Bogura RWH	Hakimpur	35,000	6,058	5.8	26,940	4,219	6.4	48	5	9.6	1,408	218	6.5	100	23	4.3
47	Bogura RWH	Joypurhat Sadar	41,496	15,051	2.8	72,580	9,957	7.3	120	45	2.7	1,923	770	2.5	100	146	0.7
48	Bogura RWH	Kahaloo	26,112	16,377	1.6	26,875	10,995	2.4	136	30	4.5	1,337	897	1.5	50	70	0.7
49	Bogura RWH	Kalai	25,920	6,663	3.9	53,645	7,711	7.0	127	12	10.6	1,450	380	3.8	100	43	2.3
50	Bogura RWH	Khetlal	21,528	6,224	3.5	43,220	4,765	9.1	58	15	3.9	2,100	225	9.3	100	52	1.9

SL	Warehouse Name	Upazila Name	Condom			Shukhi			IUD			Injectables			Implant		
			CBL	AMD	MOS	CBL	AMD	MOS	CBL	AMD	MOS	CBL	AMD	MOS	CBL	AMD	MOS
51	Bogura RWH	Mahadebpur	40,704	15,892	2.6	66,620	15,928	4.2	53	9	5.9	2,929	844	3.5	100	108	0.9
52	Bogura RWH	Manda	47,590	21,858	2.2	72,405	27,833	2.6	239	55	4.3	4,584	1,879	2.4	150	39	3.8
53	Bogura RWH	Nandigram	18,500	9,048	2.0	37,185	10,392	3.6	90	3	30.0	1,430	364	3.9	150	50	3.0
54	Bogura RWH	Naogaon Sadar	46,790	19,464	2.4	59,350	13,316	4.5	53	17	3.1	4,563	1,249	3.7	5	74	0.1
55	Bogura RWH	Niamatpur	37,976	13,591	2.8	1,279,520	13,824	92.6	152	12	12.7	1,754	865	2.0	100	60	1.7
56	Bogura RWH	Panchbibi	37,820	9,967	3.8	53,554	6,442	8.3	75	9	8.3	2,404	808	3.0	2	73	0.0
57	Bogura RWH	Patnitala	27,298	8,568	3.2	30,034	9,056	3.3	75	6	12.5	1,848	610	3.0	50	61	0.8
58	Bogura RWH	Porsha	20,376	10,481	1.9	44,760	8,578	5.2	54	13	4.2	2,967	480	6.2	50	22	2.3
59	Bogura RWH	Raninagar	33,500	10,282	3.3	50,280	9,943	5.1	125	6	20.8	1,854	522	3.6	100	26	3.8
60	Bogura RWH	Sapahar	31,152	10,229	3.0	48,710	10,001	4.9	66	8	8.3	2,314	992	2.3	150	34	4.4
61	Bogura RWH	Sariakandi	44,616	15,775	2.8	446,295	8,755	51.0	109	30	3.6	3,903	1,101	3.5	0	81	0.0
62	Bogura RWH	Shajahanpur	103,054	42,457	2.4	56,500	12,841	4.4	57	16	3.6	2,364	1,058	2.2	200	90	2.2
63	Bogura RWH	Sherpur	45,800	29,294	1.6	100,450	17,899	5.6	49	22	2.2	4,204	1,510	2.8	0	63	0.0
64	Bogura RWH	Shibganj	42,500	15,744	2.7	419,960	20,996	20.0	32	11	2.9	8,750	3,472	2.5	50	65	0.8
65	Bogura RWH	Sonatola	39,640	10,173	3.9	36,320	9,567	3.8	102	42	2.4	3,762	750	5.0	100	81	1.2
66	Chattogram RWH	Anowara	28,200	8,156	3.5	89,645	9,554	9.4	40	15	2.7	1,708	794	2.2	200	48	4.2
67	Chattogram RWH	Banshkhali	16,032	10,297	1.6	15,300	8,346	1.8	85	18	4.7	2,324	1,907	1.2	50	99	0.5
68	Chattogram RWH	Boalkhali	240,600	6,524	36.9	165,479	6,908	24.0	140	31	4.5	1,569	464	3.4	200	36	5.6
69	Chattogram RWH	Chakaria	45,276	13,399	3.4	59,000	13,451	4.4	185	55	3.4	7,458	2,880	2.6	400	46	8.7
70	Chattogram RWH	Chandanaish	23,100	6,732	3.4	24,285	6,518	3.7	100	33	3.0	1,552	840	1.8	201	42	4.8
71	Chattogram RWH	Cox's Bazar Sadar	83,052	20,891	4.0	230,425	15,975	14.4	452	36	12.6	11,005	3,268	3.4	395	40	9.9
72	Chattogram RWH	Dighinala	29,580	8,301	3.6	21,843	8,516	2.6	51	13	3.9	1,617	954	1.7	200	43	4.7
73	Chattogram RWH	Double Mooring	78,708	45,489	1.7	28,710	11,057	2.6	565	245	2.3	4,262	2,237	1.9	530	156	3.4
74	Chattogram RWH	Fatikchhari	158,100	12,890	12.3	226,605	14,786	15.3	259	18	14.4	3,805	1,817	2.1	50	127	0.4
75	Chattogram RWH	Hathazari	45,205	26,030	1.7	22,940	16,202	1.4	176	21	8.4	2,190	1,240	1.8	150	42	3.6

SL	Warehouse Name	Upazila Name	Condom			Shukhi			IUD			Injectables			Implant		
			CBL	AMD	MOS	CBL	AMD	MOS	CBL	AMD	MOS	CBL	AMD	MOS	CBL	AMD	MOS
76	Chattogram RWH	Khagrachhari Sadar	18,732	3,566	5.3	49,010	5,253	9.3	116	53	2.2	1,254	497	2.5	146	19	7.7
77	Chattogram RWH	Kutubdia	29,652	1,962	15.1	14,570	2,125	6.9	75	28	2.7	3,818	786	4.9	500	56	8.9
78	Chattogram RWH	Lakshmichhari	21,295	846	25.2	31,799	1,821	17.5	32	10	3.2	406	100	4.1	50	15	3.3
79	Chattogram RWH	Lohagara	13,702	6,223	2.2	334,389	6,850	48.8	92	14	6.6	2,281	1,193	1.9	150	25	6.0
80	Chattogram RWH	Mahalchhari	18,192	2,894	6.3	26,485	4,246	6.2	95	6	15.8	469	274	1.7	100	19	5.3
81	Chattogram RWH	Maheshkhali	26,900	6,339	4.2	60,265	14,962	4.0	85	34	2.5	6,390	3,017	2.1	128	70	1.8
82	Chattogram RWH	Manikchhari	19,592	1,089	18.0	31,305	1,615	19.4	116	3	38.7	943	391	2.4	150	46	3.3
83	Chattogram RWH	Matiranga	23,400	7,283	3.2	23,590	6,824	3.5	115	22	5.2	1,976	857	2.3	182	42	4.3
84	Chattogram RWH	Mirsharai	46,432	10,422	4.5	57,080	11,053	5.2	185	39	4.7	1,819	1,551	1.2	200	41	4.9
85	Chattogram RWH	Panchhari	25,864	2,535	10.2	16,150	4,222	3.8	83	5	16.6	343	188	1.8	50	34	1.5
86	Chattogram RWH	Panchlaish	77,236	31,064	2.5	26,161	9,209	2.8	239	106	2.3	4,181	2,116	2.0	272	96	2.8
87	Chattogram RWH	Patiya	43,400	15,068	2.9	32,470	14,263	2.3	235	123	1.9	3,620	1,816	2.0	100	96	1.0
88	Chattogram RWH	Pekua	25,200	7,729	3.3	196,430	7,079	27.7	110	33	3.3	5,249	2,604	2.0	200	48	4.2
89	Chattogram RWH	Ramgarh	53,848	3,262	16.5	24,995	4,240	5.9	76	4	19.0	378	192	2.0	150	20	7.5
90	Chattogram RWH	Ramu	46,004	9,404	4.9	71,105	6,031	11.8	167	54	3.1	3,704	1,777	2.1	400	67	6.0
91	Chattogram RWH	Rangunia	22,587	13,011	1.7	36,526	11,228	3.3	137	34	4.0	2,764	1,458	1.9	400	82	4.9
92	Chattogram RWH	Raozan	23,360	8,559	2.7	36,610	8,963	4.1	157	58	2.7	1,980	1,070	1.9	300	105	2.9
93	Chattogram RWH	Sandwip	40,030	9,088	4.4	70,855	10,951	6.5	211	13	16.2	5,920	1,371	4.3	200	84	2.4
94	Chattogram RWH	Satkania	22,960	9,430	2.4	33,495	8,042	4.2	172	21	8.2	1,143	631	1.8	150	74	2.0
95	Chattogram RWH	Sitakunda	21,925	11,711	1.9	28,140	8,748	3.2	94	32	2.9	1,210	1,207	1.0	200	45	4.4
96	Chattogram RWH	Teknaf	57,100	24,057	2.4	42,115	14,139	3.0	188	47	4.0	7,522	4,118	1.8	270	69	3.9
97	Chattogram RWH	Ukhia	21,566	6,438	3.3	35,690	5,371	6.6	90	46	2.0	5,347	1,146	4.7	85	64	1.3
98	Cumilla RWH	Akhaura	66,004	6,072	10.9	53,591	5,014	10.7	136	13	10.5	3,032	767	4.0	150	29	5.2
99	Cumilla RWH	Ashuganj	83,500	11,410	7.3	36,480	6,283	5.8	208	14	14.9	2,930	757	3.9	100	28	3.6
100	Cumilla RWH	Banchhampur	137,400	14,082	9.8	92,330	8,944	10.3	178	22	8.1	4,809	1,513	3.2	100	92	1.1

SL	Warehouse Name	Upazila Name	Condom			Shukhi			IUD			Injectables			Implant		
			CBL	AMD	MOS	CBL	AMD	MOS	CBL	AMD	MOS	CBL	AMD	MOS	CBL	AMD	MOS
101	Cumilla RWH	Barura	84,456	12,239	6.9	57,870	15,367	3.8	201	47	4.3	5,916	2,782	2.1	100	61	1.6
102	Cumilla RWH	Bijoynagar	109,308	10,976	10.0	76,591	8,188	9.4	161	12	13.4	3,859	1,343	2.9	0	86	0.0
103	Cumilla RWH	Brahman Para	91,740	8,201	11.2	81,305	7,310	11.1	138	31	4.5	2,897	787	3.7	11	47	0.2
104	Cumilla RWH	Brahmanbaria Sadar	136,800	25,027	5.5	96,145	10,510	9.1	358	64	5.6	5,509	2,072	2.7	0	75	0.0
105	Cumilla RWH	Burichang	114,578	22,422	5.1	121,440	15,852	7.7	171	31	5.5	3,912	1,662	2.4	110	57	1.9
106	Cumilla RWH	Chandina	105,717	11,587	9.1	43,871	13,383	3.3	166	36	4.6	3,755	2,632	1.4	100	29	3.4
107	Cumilla RWH	Chandpur Sadar	118,100	11,538	10.2	84,470	11,918	7.1	297	80	3.7	5,876	2,209	2.7	100	75	1.3
108	Cumilla RWH	Chauddagram	146,036	16,427	8.9	75,705	14,984	5.1	174	24	7.3	6,393	3,291	1.9	100	31	3.2
109	Cumilla RWH	Cumilla Adarsha Sadar	34,800	41,955	0.8	32,020	16,176	2.0	47	105	0.4	2,205	2,992	0.7	68	95	0.7
110	Cumilla RWH	Cumilla Sadar Dakshin	89,500	13,513	6.6	52,030	14,567	3.6	133	33	4.0	3,648	2,619	1.4	20	54	0.4
111	Cumilla RWH	Daudkandi	100,428	9,789	10.3	90,010	9,756	9.2	402	73	5.5	4,937	1,762	2.8	350	39	9.0
112	Cumilla RWH	Debidwar	121,500	15,554	7.8	91,675	14,910	6.1	246	150	1.6	3,847	2,757	1.4	200	52	3.8
113	Cumilla RWH	Faridganj	117,200	10,126	11.6	104,610	9,875	10.6	175	62	2.8	5,325	2,060	2.6	100	74	1.4
114	Cumilla RWH	Haim Char	38,800	3,116	12.5	46,345	4,007	11.6	117	19	6.2	1,783	407	4.4	100	21	4.8
115	Cumilla RWH	Hajiganj	84,000	5,601	15.0	83,070	9,754	8.5	314	38	8.3	3,476	1,745	2.0	60	36	1.7
116	Cumilla RWH	Homna	152,444	17,704	8.6	89,095	8,931	10.0	99	16	6.2	4,486	1,129	4.0	160	39	4.1
117	Cumilla RWH	Kachua	97,252	9,124	10.7	64,255	11,145	5.8	151	42	3.6	4,221	2,883	1.5	100	41	2.4
118	Cumilla RWH	Kasba	180,600	18,629	9.7	73,695	12,295	6.0	168	44	3.8	3,735	1,110	3.4	10	135	0.1
119	Cumilla RWH	Laksam	70,100	7,956	8.8	41,180	6,683	6.2	98	37	2.6	1,136	1,530	0.7	110	38	2.9
120	Cumilla RWH	Manoharganj	93,000	9,168	10.1	62,085	7,351	8.4	72	9	8.0	3,783	1,160	3.3	50	31	1.6
121	Cumilla RWH	Matlab Dakshin	74,500	6,492	11.5	65,187	6,666	9.8	260	17	15.3	3,170	1,621	2.0	100	25	4.0
122	Cumilla RWH	Matlab Uttar	103,600	10,890	9.5	83,910	11,413	7.4	232	50	4.6	4,146	1,127	3.7	10	72	0.1
123	Cumilla RWH	Meghna	54,000	4,813	11.2	43,145	4,021	10.7	140	15	9.3	2,661	693	3.8	100	32	3.1
124	Cumilla RWH	Muradnagar	222,758	26,227	8.5	110,570	15,839	7.0	156	43	3.6	4,078	2,729	1.5	100	88	1.1
125	Cumilla RWH	Nabinagar	188,821	19,706	9.6	108,123	13,594	8.0	106	28	3.8	4,218	1,574	2.7	100	54	1.9

SL	Warehouse Name	Upazila Name	Condom			Shukhi			IUD			Injectables			Implant		
			CBL	AMD	MOS	CBL	AMD	MOS	CBL	AMD	MOS	CBL	AMD	MOS	CBL	AMD	MOS
126	Cumilla RWH	Nangalkot	145,600	17,434	8.4	65,906	7,865	8.4	142	32	4.4	4,527	1,929	2.3	150	62	2.4
127	Cumilla RWH	Nasirnagar	70,200	8,175	8.6	78,930	11,907	6.6	120	12	10.0	1,356	1,040	1.3	50	48	1.0
128	Cumilla RWH	Sarail	119,500	13,976	8.6	101,240	9,116	11.1	140	12	11.7	4,339	1,499	2.9	50	41	1.2
129	Cumilla RWH	Shahrasti	62,000	3,927	15.8	63,885	6,194	10.3	102	16	6.4	4,115	1,893	2.2	50	32	1.6
130	Cumilla RWH	Titas	63,200	5,301	11.9	53,810	3,455	15.6	140	35	4.0	2,526	869	2.9	50	23	2.2
131	Dhaka CWH	Araihazar	28,012	13,763	2.0	52,925	21,553	2.5	137	26	5.3	4,610	2,097	2.2	0	50	0.0
132	Dhaka CWH	Bandar	77,163	35,207	2.2	14,370	15,791	0.9	54	20	2.7	4,634	2,118	2.2	180	36	5.0
133	Dhaka CWH	Belabo	15,588	7,734	2.0	19,340	7,178	2.7	38	11	3.5	1,476	725	2.0	200	46	4.3
134	Dhaka CWH	Daulatpur	23,916	11,282	2.1	48,600	9,211	5.3	50	12	4.2	2,098	1,035	2.0	50	78	0.6
135	Dhaka CWH	Dhamrai	27,736	23,715	1.2	47,845	21,809	2.2	123	97	1.3	1,644	1,388	1.2	300	47	6.4
136	Dhaka CWH	Dohar	26,092	11,754	2.2	15,270	6,376	2.4	82	9	9.1	1,021	493	2.1	150	37	4.1
137	Dhaka CWH	Gazaria	15,992	7,689	2.1	17,742	6,622	2.7	71	10	7.1	1,105	564	2.0	111	15	7.4
138	Dhaka CWH	Gazipur Sadar	80,664	40,174	2.0	33,585	20,500	1.6	160	47	3.4	3,999	1,818	2.2	0	42	0.0
139	Dhaka CWH	Ghior	19,080	8,165	2.3	36,065	5,182	7.0	51	7	7.3	997	461	2.2	572	22	26.0
140	Dhaka CWH	Harirampur	52,448	10,785	4.9	47,165	4,189	11.3	112	5	22.4	244	323	0.8	300	60	5.0
141	Dhaka CWH	Kaliakair	66,189	20,659	3.2	32,083	18,024	1.8	101	12	8.4	903	627	1.4	300	20	15.0
142	Dhaka CWH	Kaliganj	194,552	29,828	6.5	33,005	15,436	2.1	97	7	13.9	2,930	1,398	2.1	300	22	13.6
143	Dhaka CWH	Kapasias	34,368	16,604	2.1	22,515	13,058	1.7	85	6	14.2	1,266	572	2.2	200	40	5.0
144	Dhaka CWH	Keraniganj	89,100	40,490	2.2	48,950	23,028	2.1	158	69	2.3	6,300	2,816	2.2	200	87	2.3
145	Dhaka CWH	Lohajang	24,588	10,347	2.4	16,940	6,605	2.6	91	12	7.6	1,094	506	2.2	300	62	4.8
146	Dhaka CWH	Manikganj Sadar	47,100	22,227	2.1	21,825	9,098	2.4	72	16	4.5	1,788	872	2.1	300	78	3.8
147	Dhaka CWH	Manohardi	23,490	12,107	1.9	68,925	9,172	7.5	123	30	4.1	3,383	1,728	2.0	300	11	27.3
148	Dhaka CWH	Mirpur	51,300	155,782	0.3	88,835	35,715	2.5	690	339	2.0	21,065	10,065	2.1	500	251	2.0
149	Dhaka CWH	Munshiganj Sadar	54,660	25,639	2.1	52,067	15,383	3.4	119	20	6.0	2,961	1,360	2.2	300	23	13.0
150	Dhaka CWH	Narayanganj Sadar	139,507	69,772	2.0	105,920	46,596	2.3	158	40	4.0	14,040	6,788	2.1	445	92	4.8

SL	Warehouse Name	Upazila Name	Condom			Shukhi			IUD			Injectables			Implant		
			CBL	AMD	MOS	CBL	AMD	MOS	CBL	AMD	MOS	CBL	AMD	MOS	CBL	AMD	MOS
151	Dhaka CWH	Narsingdi Sadar	121,506	58,498	2.1	35,660	47,949	0.7	188	83	2.3	14,248	9,778	1.5	300	67	4.5
152	Dhaka CWH	Nawabganj	38,091	17,030	2.2	63,180	9,276	6.8	66	17	3.9	822	615	1.3	20	48	0.4
153	Dhaka CWH	Palash	50,700	12,028	4.2	18,965	10,884	1.7	49	16	3.1	2,074	955	2.2	180	27	6.7
154	Dhaka CWH	Roypura	92,820	44,755	2.1	45,855	22,511	2.0	191	74	2.6	8,109	3,690	2.2	400	27	14.8
155	Dhaka CWH	Rupganj	65,692	32,791	2.0	70,610	31,658	2.2	72	29	2.5	5,961	2,847	2.1	0	37	0.0
156	Dhaka CWH	Saturia	54,200	9,468	5.7	38,095	7,310	5.2	42	19	2.2	1,315	595	2.2	0	28	0.0
157	Dhaka CWH	Savar	133,900	68,846	1.9	70,025	30,252	2.3	133	94	1.4	8,098	3,881	2.1	100	45	2.2
158	Dhaka CWH	Serajdikhan	37,024	15,283	2.4	48,410	15,075	3.2	139	22	6.3	2,037	941	2.2	200	21	9.5
159	Dhaka CWH	Shibalaya	31,800	10,565	3.0	20,219	7,163	2.8	70	6	11.7	2,345	767	3.1	300	50	6.0
160	Dhaka CWH	Shibpur	36,796	17,576	2.1	42,550	13,955	3.0	95	7	13.6	2,964	1,602	1.9	100	36	2.8
161	Dhaka CWH	Singair	55,380	17,396	3.2	75,777	8,817	8.6	74	7	10.6	1,450	598	2.4	100	35	2.9
162	Dhaka CWH	Sonargaon	47,057	23,697	2.0	95,006	20,360	4.7	134	15	8.9	5,049	2,512	2.0	100	39	2.6
163	Dhaka CWH	Sreenagar	25,552	12,681	2.0	39,980	9,264	4.3	101	20	5.1	1,246	589	2.1	0	36	0.0
164	Dhaka CWH	Sreepur	55,260	24,273	2.3	45,570	23,148	2.0	70	20	3.5	3,882	1,601	2.4	350	46	7.6
165	Dhaka CWH	Tejgaon	359,400	169,234	2.1	238,530	80,086	3.0	845	439	1.9	24,750	10,877	2.3	450	425	1.1
166	Dhaka CWH	Tongi	59,820	25,845	2.3	34,520	8,898	3.9	122	45	2.7	1,349	660	2.0	250	39	6.4
167	Dhaka CWH	Tongibari	23,500	10,702	2.2	17,255	8,697	2.0	95	6	15.8	867	392	2.2	450	11	40.9
168	Dinajpur RWH	Atwari	14,098	2,820	5.0	29,525	5,390	5.5	137	6	22.8	1,687	782	2.2	50	25	2.0
169	Dinajpur RWH	Baliadangi	15,000	2,817	5.3	34,875	6,940	5.0	158	8	19.8	3,649	1,625	2.2	100	44	2.3
170	Dinajpur RWH	Biral	26,726	7,320	3.7	87,735	10,156	8.6	231	12	19.3	2,957	1,275	2.3	210	31	6.8
171	Dinajpur RWH	Birampur	10,200	5,973	1.7	25,405	6,014	4.2	61	14	4.4	1,529	244	6.3	150	41	3.7
172	Dinajpur RWH	Birganj	22,176	9,156	2.4	63,870	19,680	3.2	204	41	5.0	3,549	1,648	2.2	0	73	0.0
173	Dinajpur RWH	Bochaganj	19,272	4,728	4.1	38,895	9,116	4.3	104	25	4.2	2,475	623	4.0	200	73	2.7
174	Dinajpur RWH	Boda	20,300	6,910	2.9	47,755	16,154	3.0	169	7	24.1	4,925	2,307	2.1	50	119	0.4
175	Dinajpur RWH	Chirirbandar	13,124	6,552	2.0	44,485	14,900	3.0	204	12	17.0	2,949	1,175	2.5	0	82	0.0

SL	Warehouse Name	Upazila Name	Condom			Shukhi			IUD			Injectables			Implant		
			CBL	AMD	MOS	CBL	AMD	MOS	CBL	AMD	MOS	CBL	AMD	MOS	CBL	AMD	MOS
176	Dinajpur RWH	Debiganj	22,300	10,419	2.1	44,440	20,421	2.2	108	30	3.6	6,047	3,359	1.8	0	43	0.0
177	Dinajpur RWH	Dinajpur Sadar	47,700	21,639	2.2	59,975	15,860	3.8	224	28	8.0	5,031	1,870	2.7	20	193	0.1
178	Dinajpur RWH	Fulbari	12,996	7,713	1.7	42,330	6,687	6.3	142	14	10.1	1,262	245	5.2	10	61	0.2
179	Dinajpur RWH	Haripur	17,200	3,223	5.3	39,458	5,984	6.6	103	10	10.3	1,610	527	3.1	0	23	0.0
180	Dinajpur RWH	Kaharole	15,900	3,283	4.8	51,980	9,454	5.5	183	18	10.2	2,161	621	3.5	0	68	0.0
181	Dinajpur RWH	Khansama	18,528	3,824	4.8	52,260	13,556	3.9	222	13	17.1	3,347	1,146	2.9	100	71	1.4
182	Dinajpur RWH	Nawabganj	18,200	8,053	2.3	43,140	9,979	4.3	208	5	41.6	3,030	1,091	2.8	0	37	0.0
183	Dinajpur RWH	Panchagarh Sadar	26,300	10,399	2.5	30,095	13,095	2.3	136	12	11.3	5,975	2,175	2.7	0	49	0.0
184	Dinajpur RWH	Parbatipur	34,500	20,464	1.7	32,190	21,485	1.5	356	53	6.7	4,117	1,806	2.3	150	101	1.5
185	Dinajpur RWH	Pirganj	35,500	5,778	6.1	61,360	10,379	5.9	233	24	9.7	2,345	898	2.6	100	74	1.4
186	Dinajpur RWH	Ranisankail	25,008	4,881	5.1	27,770	12,510	2.2	143	8	17.9	1,377	945	1.5	5	35	0.1
187	Dinajpur RWH	Tentulia	16,968	5,170	3.3	24,272	6,266	3.9	114	17	6.7	3,974	474	8.4	0	46	0.0
188	Dinajpur RWH	Thakurgaon Sadar	39,000	15,512	2.5	65,860	25,797	2.6	220	28	7.9	11,926	5,494	2.2	10	91	0.1
189	Faridpur RWH	Alfadanga	142,496	6,995	20.4	16,630	3,620	4.6	42	5	8.4	1,389	425	3.3	100	30	3.3
190	Faridpur RWH	Baliakandi	318,890	22,121	14.4	44,485	11,027	4.0	142	8	17.8	4,058	1,090	3.7	200	34	5.9
191	Faridpur RWH	Bhanga	282,975	22,110	12.8	90,832	13,327	6.8	0	76	0.0	2,895	736	3.9	100	108	0.9
192	Faridpur RWH	Bhedarganj	42,508	6,857	6.2	22,480	8,151	2.8	41	21	2.0	5,020	1,461	3.4	100	24	4.2
193	Faridpur RWH	Boalmari	76,132	12,705	6.0	47,480	11,078	4.3	71	18	3.9	2,484	960	2.6	200	59	3.4
194	Faridpur RWH	Char Bhadrasan	12,096	4,285	2.8	5,550	2,131	2.6	72	15	4.8	508	138	3.7	50	29	1.7
195	Faridpur RWH	Damudya	47,592	3,786	12.6	28,275	2,580	11.0	23	5	4.6	1,460	266	5.5	50	14	3.6
196	Faridpur RWH	Faridpur Sadar	80,009	41,472	1.9	34,665	17,203	2.0	71	18	3.9	6,551	2,826	2.3	200	150	1.3
197	Faridpur RWH	Goalanda	371,520	16,343	22.7	65,845	5,352	12.3	49	4	12.3	5,908	1,160	5.1	100	33	3.0
198	Faridpur RWH	Gopalganj Sadar	68,350	26,714	2.6	38,845	13,414	2.9	160	25	6.4	2,479	981	2.5	250	73	3.4
199	Faridpur RWH	Gosairhat	327,032	7,426	44.0	35,300	5,699	6.2	153	18	8.5	4,911	807	6.1	200	21	9.5
200	Faridpur RWH	Kalkini	241,300	16,530	14.6	26,050	13,680	1.9	169	36	4.7	4,048	1,277	3.2	100	33	3.0

SL	Warehouse Name	Upazila Name	Condom			Shukhi			IUD			Injectables			Implant		
			CBL	AMD	MOS	CBL	AMD	MOS	CBL	AMD	MOS	CBL	AMD	MOS	CBL	AMD	MOS
201	Faridpur RWH	Kalukhali	93,304	8,373	11.1	38,210	8,508	4.5	375	3	125.0	2,789	666	4.2	200	22	9.1
202	Faridpur RWH	Kashiani	171,288	13,390	12.8	21,760	8,897	2.4	86	2	43.0	1,797	620	2.9	300	27	11.1
203	Faridpur RWH	Kotalipara	45,300	10,134	4.5	40,800	14,048	2.9	74	6	12.3	2,206	630	3.5	50	37	1.4
204	Faridpur RWH	Madaripur Sadar	50,996	16,354	3.1	25,275	18,787	1.3	154	49	3.1	9,588	3,471	2.8	100	50	2.0
205	Faridpur RWH	Madhukhali	261,164	18,058	14.5	30,690	16,205	1.9	210	31	6.8	3,047	1,257	2.4	100	46	2.2
206	Faridpur RWH	Muksudpur	220,284	19,913	11.1	101,685	20,561	4.9	32	8	4.0	5,017	1,665	3.0	50	60	0.8
207	Faridpur RWH	Nagarkanda	111,936	15,698	7.1	38,980	9,585	4.1	195	29	6.7	2,027	430	4.7	300	41	7.3
208	Faridpur RWH	Naria	326,003	7,770	42.0	18,440	8,101	2.3	102	15	6.8	2,581	479	5.4	150	40	3.8
209	Faridpur RWH	Pangsha	231,800	18,814	12.3	55,400	10,970	5.1	137	18	7.6	7,960	1,774	4.5	300	64	4.7
210	Faridpur RWH	Rajbari Sadar	80,456	24,104	3.3	33,660	11,995	2.8	375	105	3.6	6,990	1,806	3.9	100	122	0.8
211	Faridpur RWH	Rajoir	49,447	10,358	4.8	30,173	10,575	2.9	31	5	6.2	2,311	874	2.6	100	28	3.6
212	Faridpur RWH	Sadarpur	372,160	16,399	22.7	59,945	7,607	7.9	56	11	5.1	1,906	500	3.8	0	48	0.0
213	Faridpur RWH	Saltha	113,100	10,335	10.9	29,310	7,725	3.8	50	17	2.9	1,821	555	3.3	200	36	5.6
214	Faridpur RWH	Shariatpur Sadar	42,412	8,843	4.8	22,780	6,392	3.6	138	37	3.7	2,047	585	3.5	50	36	1.4
215	Faridpur RWH	Shib Char	58,684	16,096	3.6	52,785	13,208	4.0	79	26	3.0	6,409	1,453	4.4	50	26	1.9
216	Faridpur RWH	Tungipara	30,988	7,186	4.3	17,180	4,860	3.5	16	6	2.7	766	348	2.2	220	22	10.0
217	Faridpur RWH	Zanjira	281,569	12,582	22.4	34,721	6,481	5.4	141	15	9.4	2,333	591	3.9	250	44	5.7
218	Jamalpur RWH	Bakshiganj	39,100	11,152	3.5	18,650	8,314	2.2	33	3	11.0	2,027	918	2.2	250	24	10.4
219	Jamalpur RWH	Char Rajibpur	36,300	15,024	2.4	22,232	3,201	6.9	10	2	5.0	1,622	780	2.1	100	24	4.2
220	Jamalpur RWH	Dewanganj	63,680	20,880	3.0	61,440	14,000	4.4	43	7	6.1	6,300	2,408	2.6	200	101	2.0
221	Jamalpur RWH	Islampur	48,472	21,678	2.2	53,295	15,041	3.5	41	22	1.9	2,863	1,243	2.3	100	64	1.6
222	Jamalpur RWH	Jamalpur Sadar	83,700	39,754	2.1	50,400	38,446	1.3	101	27	3.7	9,000	4,272	2.1	200	73	2.7
223	Jamalpur RWH	Jhenaigati	32,875	11,865	2.8	28,860	15,735	1.8	83	5	16.6	2,324	1,414	1.6	170	44	3.9
224	Jamalpur RWH	Madarganj	12,500	9,521	1.3	33,400	10,379	3.2	45	11	4.1	1,200	622	1.9	250	67	3.7
225	Jamalpur RWH	Melandaha	63,900	23,241	2.7	47,040	16,470	2.9	57	21	2.7	5,350	2,133	2.5	300	59	5.1

SL	Warehouse Name	Upazila Name	Condom			Shukhi			IUD			Injectables			Implant		
			CBL	AMD	MOS	CBL	AMD	MOS	CBL	AMD	MOS	CBL	AMD	MOS	CBL	AMD	MOS
226	Jamalpur RWH	Nakla	25,368	11,805	2.1	61,455	11,673	5.3	62	12	5.2	2,964	1,152	2.6	200	48	4.2
227	Jamalpur RWH	Nalitabari	37,995	14,809	2.6	32,655	15,242	2.1	33	9	3.7	2,469	1,161	2.1	204	38	5.4
228	Jamalpur RWH	Raumari	35,400	18,115	2.0	30,810	9,041	3.4	54	12	4.5	2,557	1,262	2.0	150	29	5.2
229	Jamalpur RWH	Sarishabari	57,900	26,984	2.1	39,615	16,874	2.3	50	36	1.4	3,340	1,594	2.1	100	39	2.6
230	Jamalpur RWH	Sherpur Sadar	82,100	32,717	2.5	44,740	29,816	1.5	72	24	3.0	9,458	4,102	2.3	501	95	5.3
231	Jamalpur RWH	Sreebardi	28,328	14,905	1.9	68,830	15,274	4.5	73	7	10.4	1,588	615	2.6	150	55	2.7
232	Jashore RWH	Abhaynagar	34,416	15,207	2.3	41,025	9,585	4.3	200	6	33.3	3,290	1,523	2.2	100	27	3.7
233	Jashore RWH	Bagher Para	40,436	15,894	2.5	47,265	9,664	4.9	69	9	7.7	3,543	1,302	2.7	200	44	4.5
234	Jashore RWH	Chaugachha	44,100	21,004	2.1	26,595	9,839	2.7	44	11	4.0	1,747	817	2.1	353	53	6.7
235	Jashore RWH	Harinakunda	28,620	8,971	3.2	35,995	11,210	3.2	160	9	17.8	1,549	789	2.0	200	38	5.3
236	Jashore RWH	Jashore Sadar	110,500	72,920	1.5	76,680	35,012	2.2	157	40	3.9	13,508	7,426	1.8	80	54	1.5
237	Jashore RWH	Jhenaidah Sadar	71,455	21,930	3.3	54,165	14,409	3.8	206	46	4.5	3,375	1,755	1.9	300	48	6.3
238	Jashore RWH	Jhikargachha	38,100	19,345	2.0	27,945	9,776	2.9	100	18	5.6	2,600	1,228	2.1	55	22	2.5
239	Jashore RWH	Kalia	53,872	16,826	3.2	30,040	10,170	3.0	482	8	60.3	1,265	547	2.3	700	32	21.9
240	Jashore RWH	Kaliganj	39,800	16,206	2.5	50,705	12,330	4.1	112	4	28.0	1,738	717	2.4	400	26	15.4
241	Jashore RWH	Keshabpur	30,400	13,173	2.3	33,325	9,438	3.5	338	11	30.7	3,781	2,068	1.8	350	46	7.6
242	Jashore RWH	Kotchandpur	16,300	6,299	2.6	40,535	4,486	9.0	105	5	21.0	950	497	1.9	450	17	26.5
243	Jashore RWH	Lohagara	48,648	17,367	2.8	21,170	10,409	2.0	222	6	37.0	3,330	1,505	2.2	850	26	32.7
244	Jashore RWH	Magura Sadar	80,248	25,693	3.1	53,385	24,120	2.2	112	48	2.3	5,488	2,519	2.2	50	117	0.4
245	Jashore RWH	Maheshpur	28,060	10,878	2.6	48,988	8,334	5.9	206	16	12.9	4,200	1,894	2.2	300	33	9.1
246	Jashore RWH	Manirampur	77,300	25,838	3.0	291,460	16,834	17.3	244	12	20.3	10,452	5,331	2.0	200	41	4.9
247	Jashore RWH	Mohammadpur	19,092	8,516	2.2	42,210	8,667	4.9	71	10	7.1	1,696	728	2.3	200	26	7.7
248	Jashore RWH	Narail Sadar	54,852	22,115	2.5	33,785	15,754	2.1	318	12	26.5	4,053	1,625	2.5	500	29	17.2
249	Jashore RWH	Shailkupa	76,680	20,026	3.8	48,300	15,615	3.1	362	13	27.8	2,919	1,411	2.1	100	61	1.6
250	Jashore RWH	Shalikka	25,860	6,456	4.0	45,464	8,041	5.7	41	9	4.6	1,305	599	2.2	100	24	4.2

SL	Warehouse Name	Upazila Name	Condom			Shukhi			IUD			Injectables			Implant		
			CBL	AMD	MOS	CBL	AMD	MOS	CBL	AMD	MOS	CBL	AMD	MOS	CBL	AMD	MOS
251	Jashore RWH	Sharsha	65,424	30,720	2.1	38,030	12,558	3.0	48	8	6.0	4,532	2,380	1.9	100	45	2.2
252	Jashore RWH	Sreepur	37,128	8,964	4.1	43,410	6,982	6.2	118	7	16.9	1,257	536	2.3	200	31	6.5
253	Khulna RWH	Assasuni	41,700	13,645	3.1	57,685	22,704	2.5	32	5	6.4	2,200	1,502	1.5	200	33	6.1
254	Khulna RWH	Bagerhat Sadar	91,716	16,911	5.4	45,660	13,360	3.4	62	11	5.6	4,065	1,067	3.8	100	41	2.4
255	Khulna RWH	Batiaghata	317,400	11,350	28.0	191,230	9,423	20.3	43	7	6.1	2,350	667	3.5	300	34	8.8
256	Khulna RWH	Chitalmari	55,848	17,857	3.1	382,645	9,592	39.9	68	4	17.0	2,956	1,311	2.3	100	37	2.7
257	Khulna RWH	Dacope	31,140	6,109	5.1	321,835	7,824	41.1	57	9	6.3	2,319	478	4.9	300	50	6.0
258	Khulna RWH	Daulatpur	88,200	36,526	2.4	417,590	15,310	27.3	180	15	12.0	11,900	3,208	3.7	100	40	2.5
259	Khulna RWH	Debhata	108,600	11,903	9.1	124,550	7,547	16.5	138	3	46.0	2,660	419	6.3	200	12	16.7
260	Khulna RWH	Dumurua	435,900	26,200	16.6	387,020	22,169	17.5	154	25	6.2	6,057	2,135	2.8	300	85	3.5
261	Khulna RWH	Fakirhat	62,600	9,027	6.9	227,530	6,668	34.1	31	4	7.8	1,958	454	4.3	100	29	3.4
262	Khulna RWH	Kachua	49,253	5,109	9.6	98,565	4,154	23.7	10	10	1.0	1,760	427	4.1	200	13	15.4
263	Khulna RWH	Kalarooa	117,270	20,870	5.6	190,465	7,544	25.2	125	4	31.3	4,260	977	4.4	150	15	10.0
264	Khulna RWH	Kaliganj	129,900	24,341	5.3	241,965	19,544	12.4	74	4	18.5	5,886	1,332	4.4	200	30	6.7
265	Khulna RWH	Khulna Sadar	557,408	71,089	7.8	404,125	24,442	16.5	233	121	1.9	9,070	4,930	1.8	120	28	4.3
266	Khulna RWH	Koyra	936,000	13,293	70.4	227,830	18,219	12.5	115	19	6.1	2,924	636	4.6	100	82	1.2
267	Khulna RWH	Mollahat	106,674	8,925	12.0	309,760	9,228	33.6	44	4	11.0	2,258	460	4.9	200	23	8.7
268	Khulna RWH	Mongla	51,764	11,716	4.4	110,918	7,700	14.4	72	14	5.1	3,208	904	3.5	200	19	10.5
269	Khulna RWH	Morrelganj	78,200	13,581	5.8	538,070	14,799	36.4	219	74	3.0	8,332	1,411	5.9	200	78	2.6
270	Khulna RWH	Paikgachha	431,400	13,473	32.0	363,120	16,427	22.1	58	16	3.6	4,450	867	5.1	200	50	4.0
271	Khulna RWH	Phultala	77,100	11,446	6.7	616,545	4,378	140.8	150	35	4.3	2,605	523	5.0	200	57	3.5
272	Khulna RWH	Rampal	48,100	12,157	4.0	62,280	8,981	6.9	120	8	15.0	1,680	379	4.4	100	25	4.0
273	Khulna RWH	Rupsa	59,300	13,332	4.4	79,330	9,084	8.7	157	13	12.1	2,874	380	7.6	100	30	3.3
274	Khulna RWH	Sarankhola	42,700	7,927	5.4	178,350	6,003	29.7	50	6	8.3	3,338	898	3.7	200	38	5.3
275	Khulna RWH	Satkhira Sadar	105,700	41,711	2.5	130,860	18,019	7.3	72	16	4.5	4,042	3,404	1.2	200	33	6.1

SL	Warehouse Name	Upazila Name	Condom			Shukhi			IUD			Injectables			Implant		
			CBL	AMD	MOS	CBL	AMD	MOS	CBL	AMD	MOS	CBL	AMD	MOS	CBL	AMD	MOS
276	Khulna RWH	Shyamnagar	80,144	18,477	4.3	268,395	20,754	12.9	75	8	9.4	2,559	871	2.9	200	28	7.1
277	Khulna RWH	Tala	185,520	16,756	11.1	405,285	15,908	25.5	132	46	2.9	2,927	2,035	1.4	50	26	1.9
278	Khulna RWH	Terokhada	53,500	14,182	3.8	332,670	7,209	46.1	73	6	12.2	1,156	334	3.5	350	35	10.0
279	Kushtia RWH	Alamdanga	30,400	13,968	2.2	26,645	13,567	2.0	51	7	7.3	3,900	1,995	2.0	200	48	4.2
280	Kushtia RWH	Bheramara	29,100	14,019	2.1	25,115	8,100	3.1	30	4	7.5	2,073	1,014	2.0	150	25	6.0
281	Kushtia RWH	Chuadanga Sadar	52,800	23,386	2.3	27,870	9,470	2.9	37	13	2.8	5,950	2,985	2.0	300	31	9.7
282	Kushtia RWH	Damurhuda	35,164	17,013	2.1	21,756	10,170	2.1	33	11	3.0	5,494	2,694	2.0	100	33	3.0
283	Kushtia RWH	Daulatpur	82,900	40,215	2.1	55,340	20,007	2.8	12	4	3.0	7,085	3,431	2.1	300	18	16.7
284	Kushtia RWH	Gangni	46,438	23,006	2.0	22,510	10,720	2.1	36	7	5.1	8,261	4,202	2.0	150	28	5.4
285	Kushtia RWH	Jiban Nagar	14,900	5,425	2.7	16,165	5,644	2.9	83	12	6.9	2,528	1,145	2.2	0	39	0.0
286	Kushtia RWH	Khoksa	33,900	14,944	2.3	18,430	8,579	2.1	30	1	30.0	679	317	2.1	300	15	20.0
287	Kushtia RWH	Kumarkhali	40,982	22,076	1.9	33,168	10,138	3.3	94	6	15.7	2,462	1,229	2.0	50	62	0.8
288	Kushtia RWH	Kushtia Sadar	87,600	38,781	2.3	48,100	24,053	2.0	119	38	3.1	8,794	4,129	2.1	274	80	3.4
289	Kushtia RWH	Meherpur Sadar	54,636	23,724	2.3	25,190	7,298	3.5	36	9	4.0	5,327	2,614	2.0	130	20	6.5
290	Kushtia RWH	Mirpur	55,500	27,082	2.0	42,610	14,727	2.9	26	2	13.0	3,754	1,918	2.0	500	26	19.2
291	Kushtia RWH	Mujib Nagar	18,592	6,457	2.9	9,540	2,175	4.4	21	4	5.3	1,965	903	2.2	60	13	4.6
292	Mymensingh RWH	Atpara	84,570	5,414	15.6	143,025	8,368	17.1	153	3	51.0	1,327	680	2.0	301	31	9.7
293	Mymensingh RWH	Austagram	55,800	12,660	4.4	29,455	10,458	2.8	120	19	6.3	3,075	1,141	2.7	200	14	14.3
294	Mymensingh RWH	Bajitpur	109,660	14,481	7.6	102,360	13,276	7.7	75	8	9.4	1,324	649	2.0	300	18	16.7
295	Mymensingh RWH	Barhatta	82,504	10,160	8.1	26,360	13,166	2.0	138	3	46.0	3,041	1,430	2.1	400	59	6.8
296	Mymensingh RWH	Bhairab	42,500	21,714	2.0	126,390	13,851	9.1	62	15	4.1	3,259	1,526	2.1	200	76	2.6
297	Mymensingh RWH	Bhaluka	353,100	30,584	11.5	121,920	27,871	4.4	206	66	3.1	3,617	1,697	2.1	100	55	1.8
298	Mymensingh RWH	Dharampasha	110,644	17,516	6.3	190,950	16,204	11.8	109	17	6.4	2,112	1,705	1.2	100	145	0.7
299	Mymensingh RWH	Dhobaura	57,600	11,866	4.9	127,745	12,009	10.6	201	6	33.5	2,650	1,171	2.3	100	26	3.8
300	Mymensingh RWH	Durgapur	76,900	19,849	3.9	104,640	15,728	6.7	96	10	9.6	4,386	2,419	1.8	200	38	5.3

SL	Warehouse Name	Upazila Name	Condom			Shukhi			IUD			Injectables			Implant		
			CBL	AMD	MOS	CBL	AMD	MOS	CBL	AMD	MOS	CBL	AMD	MOS	CBL	AMD	MOS
301	Mymensingh RWH	Fulbaria	94,800	20,923	4.5	45,285	36,680	1.2	116	47	2.5	3,283	1,373	2.4	200	41	4.9
302	Mymensingh RWH	Gaffargaon	120,060	28,817	4.2	94,240	23,976	3.9	70	21	3.3	4,142	2,019	2.1	300	69	4.3
303	Mymensingh RWH	Gauripur	115,284	10,871	10.6	270,040	19,144	14.1	105	11	9.5	3,517	1,662	2.1	100	41	2.4
304	Mymensingh RWH	Haluaghat	101,104	13,001	7.8	227,080	20,260	11.2	45	20	2.3	2,715	1,354	2.0	200	41	4.9
305	Mymensingh RWH	Hossainpur	86,700	9,352	9.3	231,200	9,410	24.6	80	11	7.3	1,595	866	1.8	200	45	4.4
306	Mymensingh RWH	Ishwarganj	127,320	17,011	7.5	36,260	39,178	0.9	150	5	30.0	3,600	1,810	2.0	100	45	2.2
307	Mymensingh RWH	Itna	30,104	6,665	4.5	22,850	8,115	2.8	141	4	35.3	631	221	2.9	100	31	3.2
308	Mymensingh RWH	Kalmakanda	79,140	23,523	3.4	60,435	20,207	3.0	45	6	7.5	3,726	1,167	3.2	150	40	3.8
309	Mymensingh RWH	Karimganj	90,060	12,112	7.4	156,915	16,053	9.8	146	12	12.2	1,355	785	1.7	200	86	2.3
310	Mymensingh RWH	Katiadi	80,040	12,930	6.2	146,623	12,389	11.8	87	27	3.2	2,762	1,170	2.4	250	50	5.0
311	Mymensingh RWH	Kendua	114,224	14,519	7.9	133,370	23,611	5.6	167	8	20.9	2,486	1,223	2.0	26	72	0.4
312	Mymensingh RWH	Khaliajuri	42,556	5,470	7.8	21,600	5,540	3.9	100	2	50.0	887	410	2.2	100	32	3.1
313	Mymensingh RWH	Kishoreganj Sadar	48,780	24,195	2.0	10,930	16,446	0.7	228	73	3.1	3,662	1,893	1.9	300	63	4.8
314	Mymensingh RWH	Kuliar Char	101,200	10,437	9.7	137,375	7,945	17.3	80	5	16.0	1,637	742	2.2	100	49	2.0
315	Mymensingh RWH	Madan	79,759	9,677	8.2	24,220	10,994	2.2	215	6	35.8	976	646	1.5	142	52	2.7
316	Mymensingh RWH	Mithamain	48,840	8,619	5.7	20,695	6,191	3.3	50	7	7.1	345	227	1.5	100	22	4.5
317	Mymensingh RWH	Mohanganj	62,100	6,859	9.1	15,270	10,846	1.4	49	10	4.9	1,671	952	1.8	300	51	5.9
318	Mymensingh RWH	Muktagachha	59,412	22,859	2.6	53,420	28,563	1.9	83	11	7.5	3,842	1,962	2.0	200	60	3.3
319	Mymensingh RWH	Mymensingh Sadar	101,696	43,552	2.3	73,260	43,507	1.7	309	70	4.4	6,718	3,185	2.1	250	154	1.6
320	Mymensingh RWH	Nandail	132,082	14,157	9.3	32,260	40,994	0.8	75	27	2.8	4,150	2,343	1.8	50	31	1.6
321	Mymensingh RWH	Netrakona Sadar	29,871	18,579	1.6	0	24,691	0.0	164	7	23.4	4,920	2,402	2.0	300	64	4.7
322	Mymensingh RWH	Nikli	68,436	4,792	14.3	38,340	5,216	7.4	64	24	2.7	1,064	446	2.4	50	38	1.3
323	Mymensingh RWH	Pakundia	116,376	8,633	13.5	48,670	9,733	5.0	112	16	7.0	1,331	690	1.9	150	83	1.8
324	Mymensingh RWH	Phulpur	79,300	18,337	4.3	86,850	40,911	2.1	180	64	2.8	4,727	2,546	1.9	50	125	0.4
325	Mymensingh RWH	Purbadhala	113,852	13,513	8.4	110,526	20,303	5.4	46	5	9.2	4,110	1,990	2.1	5	70	0.1

SL	Warehouse Name	Upazila Name	Condom			Shukhi			IUD			Injectables			Implant		
			CBL	AMD	MOS	CBL	AMD	MOS	CBL	AMD	MOS	CBL	AMD	MOS	CBL	AMD	MOS
326	Mymensingh RWH	Tarail	72,920	12,320	5.9	109,620	9,731	11.3	130	25	5.2	1,583	695	2.3	250	48	5.2
327	Mymensingh RWH	Trishal	86,052	27,963	3.1	6,040	35,848	0.2	90	30	3.0	3,305	1,590	2.1	200	53	3.8
328	Noakhali RWH	Begumganj	17,000	20,321	0.8	14,895	12,688	1.2	164	67	2.4	917	1,666	0.6	10	94	0.1
329	Noakhali RWH	Chatkhil	15,200	3,830	4.0	17,039	3,626	4.7	103	21	4.9	1,581	798	2.0	1	40	0.0
330	Noakhali RWH	Chhagalnaiya	22,100	7,265	3.0	14,140	6,288	2.2	90	14	6.4	2,482	1,012	2.5	110	23	4.8
331	Noakhali RWH	Companiganj	14,012	8,460	1.7	16,280	6,385	2.5	49	11	4.5	1,212	1,266	1.0	0	56	0.0
332	Noakhali RWH	Daganbhuiyan	29,580	12,118	2.4	15,780	5,630	2.8	57	10	5.7	2,196	921	2.4	100	25	4.0
333	Noakhali RWH	Feni Sadar	53,700	33,583	1.6	24,824	14,537	1.7	381	138	2.8	6,836	3,436	2.0	500	132	3.8
334	Noakhali RWH	Fulgazi	17,520	5,428	3.2	14,475	3,160	4.6	75	18	4.2	1,055	387	2.7	150	12	12.5
335	Noakhali RWH	Hatiya	74,536	18,752	4.0	62,934	17,873	3.5	459	67	6.9	8,811	3,133	2.8	300	194	1.5
336	Noakhali RWH	Kabirhat	10,266	7,250	1.4	13,300	5,505	2.4	115	12	9.6	2,350	1,265	1.9	5	46	0.1
337	Noakhali RWH	Kamalnagar	13,716	6,186	2.2	15,319	5,568	2.8	181	47	3.9	6,140	3,563	1.7	105	55	1.9
338	Noakhali RWH	Lakshmipur Sadar	15,824	12,704	1.2	16,485	11,709	1.4	105	34	3.1	5,176	5,769	0.9	206	54	3.8
339	Noakhali RWH	Noakhali Sadar	17,316	22,960	0.8	8,150	11,625	0.7	149	52	2.9	2,181	2,766	0.8	0	96	0.0
340	Noakhali RWH	Parshuram	22,131	5,545	4.0	11,155	3,651	3.1	93	13	7.2	2,366	439	5.4	200	18	11.1
341	Noakhali RWH	Ramganj	26,796	5,596	4.8	36,540	4,834	7.6	119	11	10.8	4,262	1,373	3.1	100	27	3.7
342	Noakhali RWH	Ramgati	59,227	4,004	14.8	8,227	5,490	1.5	68	22	3.1	5,222	3,207	1.6	200	55	3.6
343	Noakhali RWH	Royapur	19,496	3,229	6.0	24,950	6,729	3.7	89	39	2.3	4,700	1,239	3.8	100	31	3.2
344	Noakhali RWH	Senbagh	11,300	7,967	1.4	13,060	6,256	2.1	51	25	2.0	1,206	1,343	0.9	0	50	0.0
345	Noakhali RWH	Sonagazi	29,720	11,729	2.5	21,525	8,517	2.5	175	24	7.3	5,500	2,321	2.4	300	29	10.3
346	Noakhali RWH	Sonaimuri	21,400	7,913	2.7	14,635	5,415	2.7	83	13	6.4	3,090	1,634	1.9	1	49	0.0
347	Noakhali RWH	Subarnachar	23,000	11,113	2.1	15,170	7,369	2.1	95	20	4.8	3,143	1,215	2.6	0	89	0.0
348	Pabna RWH	Atgharia	85,400	10,425	8.2	47,430	9,413	5.0	140	10	14.0	4,476	442	10.1	150	30	5.0
349	Pabna RWH	Belkuchi	157,600	45,727	3.4	28,403	23,861	1.2	200	8	25.0	9,349	2,214	4.2	100	14	7.1
350	Pabna RWH	Bera	399,000	10,339	38.6	206,895	12,606	16.4	318	64	5.0	8,678	1,287	6.7	205	24	8.5

SL	Warehouse Name	Upazila Name	Condom			Shukhi			IUD			Injectables			Implant		
			CBL	AMD	MOS	CBL	AMD	MOS	CBL	AMD	MOS	CBL	AMD	MOS	CBL	AMD	MOS
351	Pabna RWH	Bhangura	199,312	7,102	28.1	124,890	4,854	25.7	136	5	27.2	2,562	138	18.6	110	23	4.8
352	Pabna RWH	Chatmohar	173,484	32,489	5.3	65,775	26,775	2.5	365	22	16.6	9,377	1,365	6.9	150	27	5.6
353	Pabna RWH	Faridpur	208,120	6,998	29.7	104,465	6,139	17.0	138	11	12.5	4,535	935	4.9	200	33	6.1
354	Pabna RWH	Ishwardi	163,560	26,230	6.2	132,397	16,285	8.1	230	14	16.4	6,860	1,183	5.8	400	60	6.7
355	Pabna RWH	Kamarkhanda	80,494	13,130	6.1	59,535	8,900	6.7	149	20	7.5	5,702	1,011	5.6	100	19	5.3
356	Pabna RWH	Kazipur	133,000	35,605	3.7	108,764	14,530	7.5	171	77	2.2	13,330	2,366	5.6	200	76	2.6
357	Pabna RWH	Pabna Sadar	119,844	36,350	3.3	25,035	27,815	0.9	255	91	2.8	11,800	4,761	2.5	200	74	2.7
358	Pabna RWH	Royganj	154,300	18,866	8.2	67,000	21,255	3.2	151	26	5.8	7,357	1,503	4.9	150	11	13.6
359	Pabna RWH	Santhia	95,600	20,040	4.8	47,330	18,263	2.6	182	14	13.0	11,000	2,719	4.0	205	24	8.5
360	Pabna RWH	Shahjadpur	363,872	34,234	10.6	209,830	22,259	9.4	437	111	3.9	21,229	4,232	5.0	501	119	4.2
361	Pabna RWH	Sirajganj Sadar	97,800	45,726	2.1	31,360	26,280	1.2	220	51	4.3	20,185	4,347	4.6	200	43	4.7
362	Pabna RWH	Sujanagar	353,748	15,148	23.4	146,590	11,425	12.8	277	21	13.2	8,933	1,856	4.8	200	48	4.2
363	Pabna RWH	Tarash	228,300	15,505	14.7	80,190	15,569	5.2	327	46	7.1	5,858	1,250	4.7	250	24	10.4
364	Pabna RWH	Ullah Para	246,400	60,023	4.1	106,640	36,049	3.0	462	137	3.4	11,867	6,052	2.0	150	33	4.5
365	Patuakhali RWH	Amtali	24,004	10,849	2.2	32,980	17,017	1.9	28	5	5.6	3,508	1,769	2.0	200	127	1.6
366	Patuakhali RWH	Bamna	8,200	3,320	2.5	11,640	4,261	2.7	44	4	11.0	481	194	2.5	50	54	0.9
367	Patuakhali RWH	Barguna Sadar	18,656	8,286	2.3	31,730	12,605	2.5	100	32	3.1	6,600	3,135	2.1	100	71	1.4
368	Patuakhali RWH	Bauphal	20,400	8,381	2.4	26,400	14,538	1.8	140	40	3.5	3,945	2,259	1.7	200	66	3.0
369	Patuakhali RWH	Betagi	9,100	4,309	2.1	15,170	5,171	2.9	55	8	6.9	1,165	622	1.9	150	25	6.0
370	Patuakhali RWH	Dashmina	9,850	4,019	2.5	14,430	6,586	2.2	86	13	6.6	1,873	901	2.1	200	64	3.1
371	Patuakhali RWH	Dumki	11,028	3,613	3.1	7,445	2,883	2.6	35	8	4.4	805	383	2.1	50	18	2.8
372	Patuakhali RWH	Galachipa	26,444	14,272	1.9	39,190	21,393	1.8	126	29	4.3	7,195	3,862	1.9	50	122	0.4
373	Patuakhali RWH	Kalapara	13,574	9,791	1.4	31,565	15,381	2.1	66	25	2.6	5,980	3,043	2.0	175	57	3.1
374	Patuakhali RWH	Mirzaganj	13,244	6,076	2.2	15,655	6,255	2.5	35	5	7.0	1,158	574	2.0	350	23	15.2
375	Patuakhali RWH	Patharghata	12,624	6,412	2.0	20,985	8,574	2.4	42	12	3.5	2,598	1,245	2.1	225	37	6.1

SL	Warehouse Name	Upazila Name	Condom			Shukhi			IUD			Injectables			Implant		
			CBL	AMD	MOS	CBL	AMD	MOS	CBL	AMD	MOS	CBL	AMD	MOS	CBL	AMD	MOS
376	Patuakhali RWH	Patuakhali Sadar	28,164	14,533	1.9	32,423	14,497	2.2	265	89	3.0	6,706	3,218	2.1	380	83	4.6
377	Rajshahi RWH	Bagatipara	53,556	16,344	3.3	30,010	6,552	4.6	35	7	5.0	879	332	2.6	150	34	4.4
378	Rajshahi RWH	Bagha	63,900	25,114	2.5	51,775	8,583	6.0	75	3	25.0	2,973	1,447	2.1	100	23	4.3
379	Rajshahi RWH	Baghmara	78,800	38,637	2.0	35,580	21,940	1.6	97	32	3.0	3,810	1,817	2.1	500	49	10.2
380	Rajshahi RWH	Baraigram	102,600	14,423	7.1	57,900	9,898	5.8	76	25	3.0	2,630	1,182	2.2	20	41	0.5
381	Rajshahi RWH	Bholahat	15,012	7,463	2.0	15,630	4,872	3.2	50	2	25.0	1,097	509	2.2	150	19	7.9
382	Rajshahi RWH	Boalia	122,400	42,928	2.9	24,480	5,027	4.9	157	20	7.9	4,110	1,593	2.6	190	74	2.6
383	Rajshahi RWH	Chapai Nababganj Sadar	98,880	41,012	2.4	34,185	15,638	2.2	125	46	2.7	5,220	2,672	2.0	150	35	4.3
384	Rajshahi RWH	Charghat	43,200	21,824	2.0	52,855	9,868	5.4	56	14	4.0	800	513	1.6	50	47	1.1
385	Rajshahi RWH	Durgapur	51,060	16,467	3.1	62,400	7,043	8.9	88	5	17.6	1,062	330	3.2	50	19	2.6
386	Rajshahi RWH	Godagari	88,200	46,001	1.9	41,130	17,532	2.3	97	9	10.8	5,509	2,567	2.1	200	34	5.9
387	Rajshahi RWH	Gomastapur	44,100	25,247	1.7	6,912	10,768	0.6	98	15	6.5	3,638	878	4.1	2	19	0.1
388	Rajshahi RWH	Gurudaspur	59,740	30,147	2.0	44,065	14,262	3.1	110	5	22.0	2,636	1,387	1.9	275	38	7.2
389	Rajshahi RWH	Lalpur	67,600	19,004	3.6	52,030	14,565	3.6	54	12	4.5	3,206	1,435	2.2	115	47	2.4
390	Rajshahi RWH	Mohanpur	46,714	16,636	2.8	26,985	5,661	4.8	30	1	30.0	3,817	1,398	2.7	200	33	6.1
391	Rajshahi RWH	Nachole	10,800	10,531	1.0	18,970	4,840	3.9	13	3	4.3	1,500	705	2.1	110	15	7.3
392	Rajshahi RWH	Natore Sadar	90,408	31,895	2.8	37,530	14,855	2.5	131	25	5.2	2,478	1,184	2.1	100	87	1.1
393	Rajshahi RWH	Paba	78,900	37,813	2.1	40,080	9,910	4.0	57	3	19.0	5,720	3,047	1.9	110	15	7.3
394	Rajshahi RWH	Puthia	70,732	29,759	2.4	19,250	13,048	1.5	21	7	3.0	2,020	920	2.2	200	31	6.5
395	Rajshahi RWH	Shibganj	57,600	44,629	1.3	30,480	19,488	1.6	70	13	5.4	3,700	1,786	2.1	100	60	1.7
396	Rajshahi RWH	Singra	58,474	23,054	2.5	39,950	15,745	2.5	59	22	2.7	3,139	1,210	2.6	150	88	1.7
397	Rajshahi RWH	Tanore	64,200	19,472	3.3	7,680	13,711	0.6	105	8	13.1	1,773	839	2.1	570	86	6.6
398	Rangamati RWH	Baghaichhari	29,628	9,076	3.3	20,555	6,001	3.4	135	4	33.8	1,500	319	4.7	70	21	3.3
399	Rangamati RWH	Barkal	18,000	3,797	4.7	12,990	3,323	3.9	16	3	5.3	1,538	308	5.0	122	6	20.3
400	Rangamati RWH	Belai Chhari	15,093	1,569	9.6	8,878	2,320	3.8	49	2	24.5	469	126	3.7	20	19	1.1

SL	Warehouse Name	Upazila Name	Condom			Shukhi			IUD			Injectables			Implant		
			CBL	AMD	MOS	CBL	AMD	MOS	CBL	AMD	MOS	CBL	AMD	MOS	CBL	AMD	MOS
401	Rangamati RWH	Jurai Chhari	20,340	2,138	9.5	16,110	2,082	7.7	26	3	8.7	844	161	5.2	100	18	5.6
402	Rangamati RWH	Kaptai	29,700	4,634	6.4	16,455	2,442	6.7	41	3	13.7	886	359	2.5	20	26	0.8
403	Rangamati RWH	Kawkhali (betbunia)	26,552	2,264	11.7	11,698	2,353	5.0	12	6	2.0	1,540	361	4.3	92	34	2.7
404	Rangamati RWH	Langadu	33,420	4,413	7.6	26,823	3,704	7.2	37	11	3.4	813	438	1.9	50	31	1.6
405	Rangamati RWH	Naniarchar	24,540	4,474	5.5	14,810	3,982	3.7	50	3	16.7	779	236	3.3	100	15	6.7
406	Rangamati RWH	Rajasthali	19,707	1,053	18.7	12,860	1,263	10.2	65	2	32.5	784	80	9.8	100	13	7.7
407	Rangamati RWH	Rangamati Sadar	44,380	8,094	5.5	25,320	6,796	3.7	159	49	3.2	1,734	561	3.1	100	42	2.4
408	Rangpur RWH	Aditmari	335,000	12,410	27.0	421,893	15,006	28.1	174	100	1.7	6,327	3,015	2.1	0	56	0.0
409	Rangpur RWH	Badarganj	227,364	11,771	19.3	250,381	18,548	13.5	90	40	2.3	4,250	2,071	2.1	200	52	3.8
410	Rangpur RWH	Bhurungamari	252,045	13,117	19.2	560,802	18,464	30.4	77	30	2.6	7,188	3,710	1.9	150	31	4.8
411	Rangpur RWH	Chilmari	258,608	12,798	20.2	358,695	8,982	39.9	30	14	2.1	2,937	1,095	2.7	50	81	0.6
412	Rangpur RWH	Dimla	283,092	6,787	41.7	497,330	18,816	26.4	124	41	3.0	4,454	1,906	2.3	250	76	3.3
413	Rangpur RWH	Domar	138,708	6,416	21.6	307,547	13,622	22.6	50	11	4.5	4,874	2,121	2.3	105	27	3.9
414	Rangpur RWH	Fulchhari	64,688	20,524	3.2	33,420	11,244	3.0	90	28	3.2	6,413	2,802	2.3	200	25	8.0
415	Rangpur RWH	Gaibandha Sadar	32,486	17,359	1.9	47,974	22,518	2.1	44	18	2.4	7,758	3,852	2.0	0	71	0.0
416	Rangpur RWH	Gangachara	232,540	14,109	16.5	242,360	18,165	13.3	90	50	1.8	4,720	4,137	1.1	200	68	2.9
417	Rangpur RWH	Gobindaganj	650,236	41,769	15.6	47,200	31,276	1.5	74	19	3.9	7,956	3,574	2.2	164	38	4.3
418	Rangpur RWH	Hatibandha	277,972	9,470	29.4	371,530	11,596	32.0	78	32	2.4	4,493	2,139	2.1	50	62	0.8
419	Rangpur RWH	Jaldhaka	266,028	14,731	18.1	81,315	23,564	3.5	87	34	2.6	7,370	3,789	1.9	200	58	3.4
420	Rangpur RWH	Kaliganj	300,872	6,047	49.8	359,145	12,058	29.8	121	66	1.8	2,930	1,443	2.0	100	36	2.8
421	Rangpur RWH	Kaunia	181,100	10,614	17.1	655,275	10,353	63.3	46	13	3.5	6,591	3,042	2.2	0	36	0.0
422	Rangpur RWH	Kishoreganj	298,300	5,263	56.7	460,200	16,349	28.1	105	47	2.2	2,575	1,580	1.6	200	47	4.3
423	Rangpur RWH	Kurigram Sadar	29,624	10,532	2.8	33,550	10,894	3.1	91	29	3.1	5,220	2,583	2.0	150	39	3.8
424	Rangpur RWH	Lalmonirhat Sadar	36,068	9,401	3.8	22,130	15,105	1.5	47	15	3.1	7,076	3,065	2.3	50	54	0.9
425	Rangpur RWH	Mitha Pukur	246,900	16,386	15.1	456,525	20,255	22.5	38	6	6.3	4,975	2,380	2.1	50	53	0.9

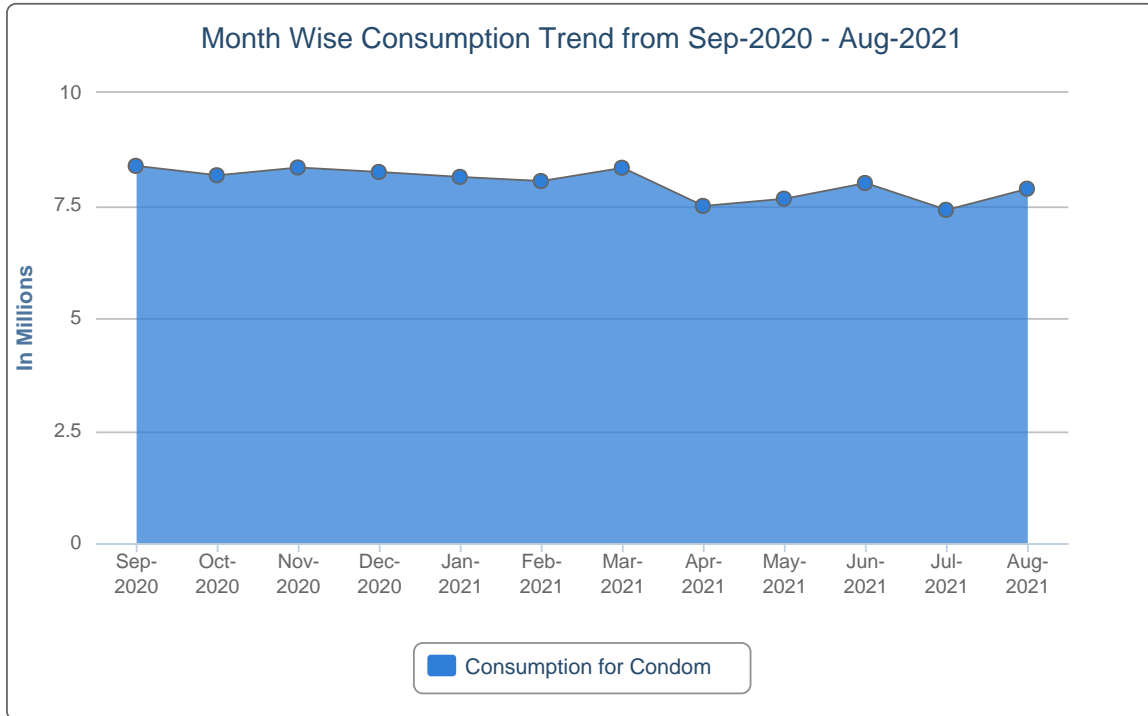
SL	Warehouse Name	Upazila Name	Condom			Shukhi			IUD			Injectables			Implant		
			CBL	AMD	MOS	CBL	AMD	MOS	CBL	AMD	MOS	CBL	AMD	MOS	CBL	AMD	MOS
426	Rangpur RWH	Nageshwari	231,299	13,921	16.6	534,060	30,063	17.8	77	24	3.2	11,042	5,236	2.1	100	44	2.3
427	Rangpur RWH	Nilphamari Sadar	24,227	9,095	2.7	36,210	27,551	1.3	111	46	2.4	6,632	3,221	2.1	50	54	0.9
428	Rangpur RWH	Palashbari	18,964	8,840	2.1	27,719	15,553	1.8	27	6	4.5	4,062	2,137	1.9	100	58	1.7
429	Rangpur RWH	Patgram	243,660	6,260	38.9	303,360	13,068	23.2	46	8	5.8	3,810	2,090	1.8	100	15	6.7
430	Rangpur RWH	Phulbari	300,700	6,328	47.5	307,330	13,678	22.5	202	78	2.6	5,796	2,746	2.1	50	38	1.3
431	Rangpur RWH	Pirgachha	42,000	14,735	2.9	59,000	15,644	3.8	160	71	2.3	7,550	3,006	2.5	100	68	1.5
432	Rangpur RWH	Pirganj	370,948	18,640	19.9	253,220	26,982	9.4	93	43	2.2	4,400	2,212	2.0	400	59	6.8
433	Rangpur RWH	Rajarhat	25,408	7,118	3.6	33,335	11,356	2.9	66	25	2.6	4,312	2,025	2.1	50	40	1.3
434	Rangpur RWH	Rangpur Sadar	63,000	26,365	2.4	46,560	28,159	1.7	107	39	2.7	8,020	3,568	2.2	0	117	0.0
435	Rangpur RWH	Sadullapur	85,176	17,482	4.9	84,860	20,194	4.2	128	45	2.8	9,045	3,717	2.4	400	60	6.7
436	Rangpur RWH	Saghata	41,372	9,491	4.4	840	19,360	0.0	43	13	3.3	3,464	1,601	2.2	50	36	1.4
437	Rangpur RWH	Saidpur	25,546	11,831	2.2	21,495	9,876	2.2	40	4	10.0	3,127	1,499	2.1	400	21	19.0
438	Rangpur RWH	Sundarganj	86,736	30,815	2.8	221,760	42,105	5.3	198	84	2.4	17,129	8,389	2.0	200	175	1.1
439	Rangpur RWH	Taraganj	311,160	9,842	31.6	613,625	9,014	68.1	29	6	4.8	2,664	1,088	2.4	0	114	0.0
440	Rangpur RWH	Ulipur	196,628	22,776	8.6	40,105	30,297	1.3	60	13	4.6	6,707	3,348	2.0	0	44	0.0
441	Sylhet RWH	Ajmiriganj	40,300	6,662	6.0	1,660	7,215	0.2	55	8	6.9	1,333	537	2.5	105	39	2.7
442	Sylhet RWH	Bahubal	66,072	6,306	10.5	17,072	5,797	2.9	58	5	11.6	1,034	434	2.4	100	24	4.2
443	Sylhet RWH	Balaganj	73,600	22,950	3.2	20,364	7,600	2.7	218	2	109.0	3,565	1,532	2.3	108	38	2.8
444	Sylhet RWH	Baniachong	97,374	9,238	10.5	75,675	12,872	5.9	90	11	8.2	1,825	770	2.4	0	61	0.0
445	Sylhet RWH	Barlekha	124,604	7,203	17.3	23,740	5,820	4.1	235	3	78.3	2,184	551	4.0	155	54	2.9
446	Sylhet RWH	Beani Bazar	122,792	12,055	10.2	18,690	4,329	4.3	88	10	8.8	1,430	787	1.8	105	51	2.1
447	Sylhet RWH	Bishwambarpur	91,920	5,186	17.7	23,585	6,704	3.5	73	8	9.1	1,964	801	2.5	74	37	2.0
448	Sylhet RWH	Bishwanath	60,700	10,860	5.6	25,049	4,866	5.1	104	11	9.5	1,434	557	2.6	102	48	2.1
449	Sylhet RWH	Chhatak	65,700	15,768	4.2	15,450	9,774	1.6	70	31	2.3	2,476	694	3.6	100	37	2.7
450	Sylhet RWH	Chunarughat	108,280	9,665	11.2	16,041	13,530	1.2	80	2	40.0	1,435	1,163	1.2	102	76	1.3

SL	Warehouse Name	Upazila Name	Condom			Shukhi			IUD			Injectables			Implant		
			CBL	AMD	MOS	CBL	AMD	MOS	CBL	AMD	MOS	CBL	AMD	MOS	CBL	AMD	MOS
451	Sylhet RWH	Companiganj	40,168	13,021	3.1	17,275	7,106	2.4	126	3	42.0	1,310	1,297	1.0	2	36	0.1
452	Sylhet RWH	Dakshin Sunamganj	55,800	9,008	6.2	17,170	6,726	2.6	145	9	16.1	1,410	673	2.1	10	66	0.2
453	Sylhet RWH	Dakshin Surma	79,100	34,420	2.3	19,875	8,815	2.3	101	4	25.3	2,162	1,036	2.1	50	18	2.8
454	Sylhet RWH	Derai	80,404	26,254	3.1	35,700	10,192	3.5	74	17	4.4	2,406	832	2.9	127	63	2.0
455	Sylhet RWH	Dowarabazar	61,016	11,550	5.3	8,590	9,949	0.9	89	3	29.7	1,784	739	2.4	101	55	1.8
456	Sylhet RWH	Fenchuganj	101,400	4,688	21.6	17,800	2,691	6.6	105	7	15.0	1,172	248	4.7	140	15	9.3
457	Sylhet RWH	Golapganj	69,064	17,885	3.9	24,140	4,621	5.2	126	11	11.5	1,221	611	2.0	125	39	3.2
458	Sylhet RWH	Gowainghat	67,300	18,115	3.7	6,860	9,640	0.7	110	12	9.2	5,653	3,006	1.9	105	42	2.5
459	Sylhet RWH	Habiganj Sadar	94,500	14,490	6.5	19,030	13,272	1.4	250	86	2.9	2,481	1,426	1.7	150	43	3.5
460	Sylhet RWH	Jagannathpur	65,384	11,277	5.8	24,020	6,219	3.9	116	11	10.5	1,852	356	5.2	110	53	2.1
461	Sylhet RWH	Jaintiapur	65,400	14,250	4.6	11,520	6,583	1.7	79	18	4.4	5,350	2,534	2.1	150	36	4.2
462	Sylhet RWH	Jamalganj	56,728	11,000	5.2	23,395	9,627	2.4	19	3	6.3	2,716	1,155	2.4	150	29	5.2
463	Sylhet RWH	Juri	119,700	7,090	16.9	12,310	4,962	2.5	109	16	6.8	1,619	361	4.5	10	68	0.1
464	Sylhet RWH	Kamalganj	150,200	11,765	12.8	21,855	9,419	2.3	155	21	7.4	1,585	871	1.8	10	70	0.1
465	Sylhet RWH	Kanaighat	54,048	25,909	2.1	15,965	11,424	1.4	93	5	18.6	5,138	2,810	1.8	160	23	7.0
466	Sylhet RWH	Kulaura	172,936	9,427	18.3	17,625	8,836	2.0	45	6	7.5	3,267	2,117	1.5	151	36	4.2
467	Sylhet RWH	Lakhai	79,571	5,924	13.4	12,515	7,427	1.7	113	7	16.1	1,240	413	3.0	70	68	1.0
468	Sylhet RWH	Madhabpur	113,100	8,633	13.1	4,198	13,518	0.3	19	8	2.4	1,681	744	2.3	5	36	0.1
469	Sylhet RWH	Maulvibazar Sadar	118,200	9,337	12.7	28,410	8,577	3.3	213	51	4.2	1,950	820	2.4	270	32	8.4
470	Sylhet RWH	Nabiganj	71,735	8,142	8.8	5,940	10,567	0.6	115	21	5.5	1,850	474	3.9	10	56	0.2
471	Sylhet RWH	Rajnagar	120,300	9,684	12.4	21,315	9,711	2.2	90	6	15.0	2,207	1,127	2.0	100	38	2.6
472	Sylhet RWH	Sreemangal	87,900	14,830	5.9	13,895	13,514	1.0	239	43	5.6	2,854	1,203	2.4	71	88	0.8
473	Sylhet RWH	Sulla	39,600	10,728	3.7	20,400	5,073	4.0	225	3	75.0	1,300	508	2.6	130	33	3.9
474	Sylhet RWH	Sunamganj Sadar	110,620	8,901	12.4	26,700	6,528	4.1	203	28	7.3	4,205	1,025	4.1	2	55	0.0
475	Sylhet RWH	Sylhet Sadar	184,320	60,597	3.0	785	30,035	0.0	308	80	3.9	16,151	9,336	1.7	18	79	0.2

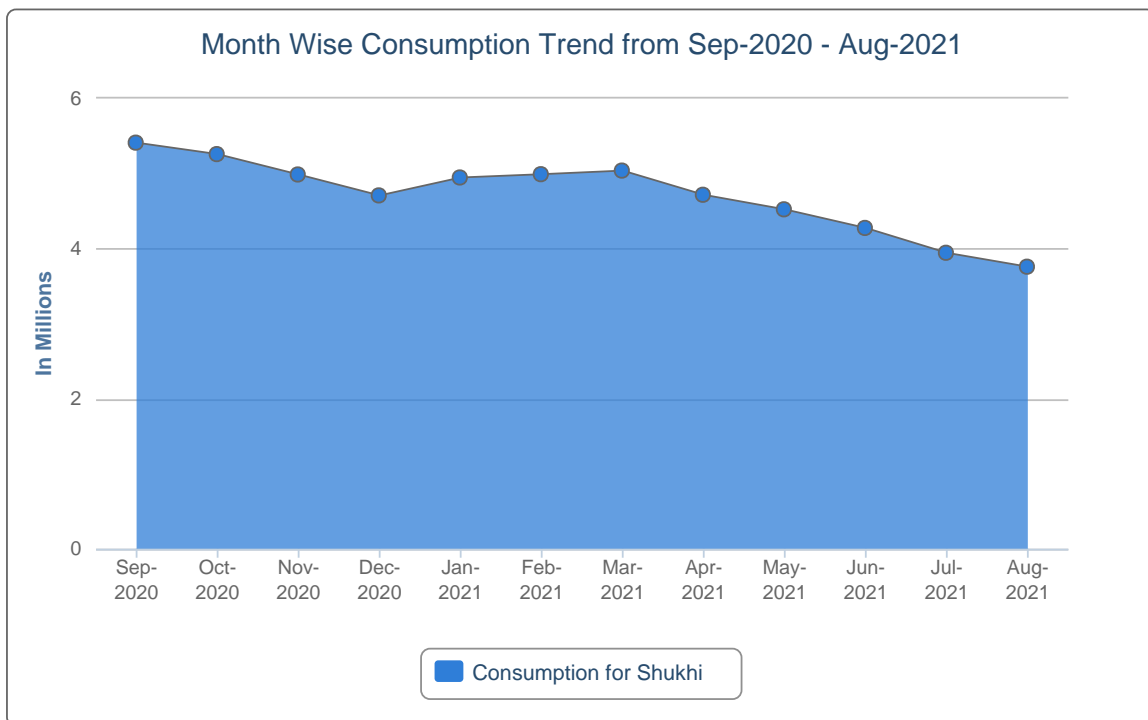
SL	Warehouse Name	Upazila Name	Condom			Shukhi			IUD			Injectables			Implant		
			CBL	AMD	MOS	CBL	AMD	MOS	CBL	AMD	MOS	CBL	AMD	MOS	CBL	AMD	MOS
476	Sylhet RWH	Tahirpur	84,488	12,890	6.6	8,265	9,323	0.9	91	3	30.3	2,240	884	2.5	50	91	0.5
477	Sylhet RWH	Zakiganj	39,128	20,402	1.9	16,387	8,004	2.0	102	3	34.0	1,097	1,097	1.0	200	94	2.1
478	Tangail RWH	Basail	91,464	6,086	15.0	80,000	5,861	13.6	158	15	10.5	3,301	552	6.0	300	92	3.3
479	Tangail RWH	Bhuapur	113,700	17,079	6.7	74,674	7,615	9.8	271	12	22.6	3,753	1,375	2.7	500	30	16.7
480	Tangail RWH	Chauhali	59,680	14,818	4.0	45,120	6,714	6.7	340	8	42.5	2,356	1,227	1.9	604	24	25.2
481	Tangail RWH	Delduar	72,600	7,939	9.1	120,120	6,263	19.2	60	17	3.5	8,558	486	17.6	350	32	10.9
482	Tangail RWH	Ghatail	292,800	21,130	13.9	72,640	18,465	3.9	280	12	23.3	4,100	2,383	1.7	300	64	4.7
483	Tangail RWH	Gopalpur	111,876	10,923	10.2	104,885	6,652	15.8	207	11	18.8	3,971	1,010	3.9	300	39	7.7
484	Tangail RWH	Kalihati	263,300	19,740	13.3	68,260	21,318	3.2	213	39	5.5	11,460	4,251	2.7	610	33	18.5
485	Tangail RWH	Madhupur	164,700	16,036	10.3	59,520	18,928	3.1	290	18	16.1	5,963	2,625	2.3	300	61	4.9
486	Tangail RWH	Mirzapur	204,144	24,113	8.5	475,640	22,196	21.4	349	21	16.6	8,961	967	9.3	650	35	18.6
487	Tangail RWH	Nagarpur	73,752	28,795	2.6	80,764	18,035	4.5	91	58	1.6	4,079	2,267	1.8	300	92	3.3
488	Tangail RWH	Sakhipur	184,300	21,838	8.4	19,920	20,844	1.0	150	14	10.7	2,074	869	2.4	700	30	23.3
489	Tangail RWH	Tangail Sadar	197,700	44,890	4.4	52,960	19,326	2.7	92	28	3.3	5,023	2,750	1.8	150	120	1.3

7. Month-wise Consumption Trend

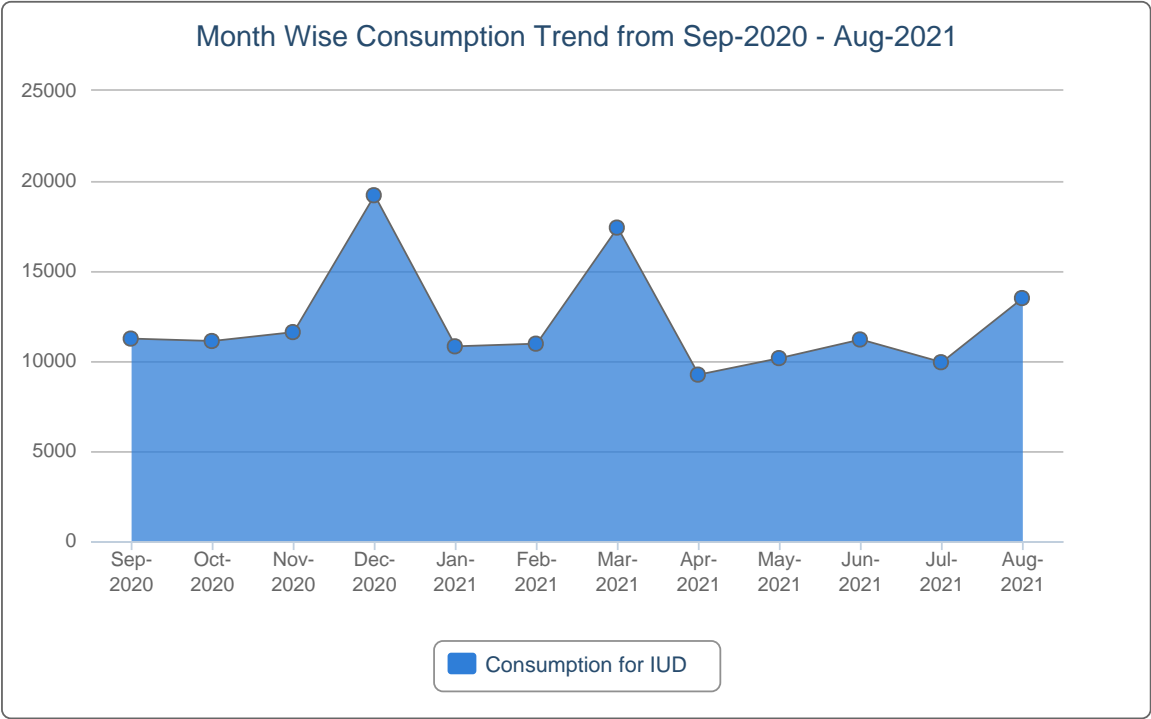
7(a).



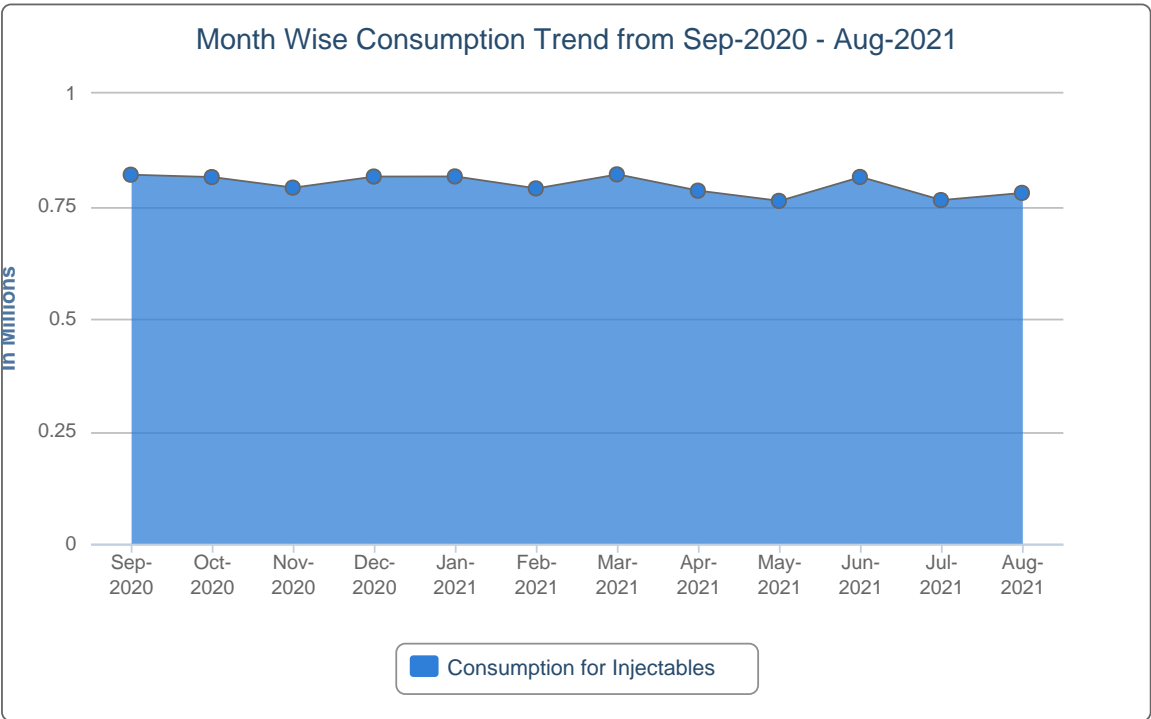
7(b).



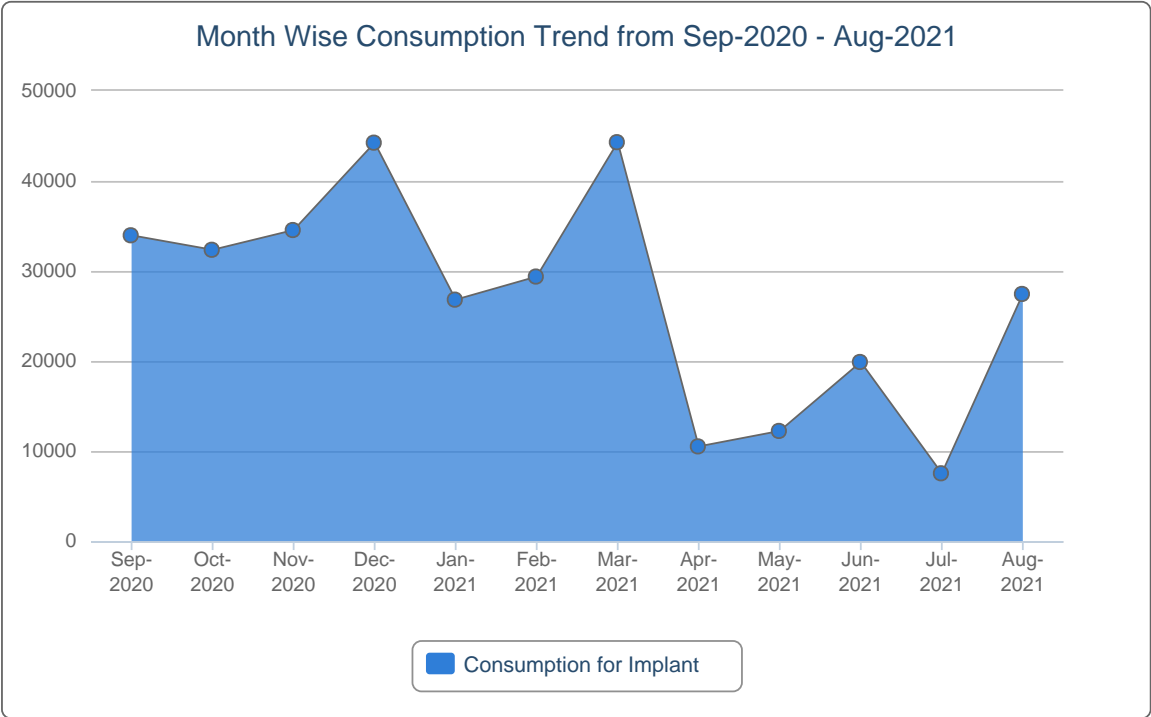
7(c).



7(d).



7(e).



8. Report on Upazila and Warehouse Having Stock Out in last month

SL	Products Name	No of Stockout WH	% of Stockout WH	No of Stockout Upazila Store	% of Stockout Upazila Store	No of Stockout Upazila Field	% of Stockout Upazila Field
1	Condom	0	0%	0	0%	0	0%
2	Oral Pill (Total)	0	0%	1	0%	0	0%
3	IUD	0	0%	1	0%	1	0%
4	Injectables	0	0%	0	0%	0	0%
5	Implant (Total)	0	0%	-	-	0	0%

List of Stock Out Warehouses

SL	Commodity	Warehouse	Phone
<i>No StockOut in Warehouse</i>			

List of StockOut Upazilas

SL	Commodity	Warehouse	District	Upazila	Phone
1	Oral Pill (Total)	Mymensingh RWH	Netrokona	Netrakona Sadar, Netrokona	01712462494
2	IUD	Chattogram RWH	Chattogram	Sandwip, Chattogram	01711396631
3	IUD	Faridpur RWH	Faridpur	Bhanga, Faridpur	01742844855

“ছেলে হোক, মেয়ে হোক,
দু’টি সন্তানই যথেষ্ট”

Management Information System (MIS)
Directorate General of Family Planning (DGFP)
6, Kawran Bazar, Dhaka- 1215
Email: dirmis@dgfp.gov.bd, dirls@dgfp.gov.bd
www.dgfp.gov.bd, www.scmpbd.org

If you need more information, please visit at <https://www.scmpbd.org>