

FAMILY PLANNING MONTHLY LOGISTICS REPORT

June 2018



**Management Information System (MIS)
Directorate General of Family Planning (DGFP)**

6, Kawran Bazar, Dhaka1215

Email: dirmisfp@gmail.com, dirlsdgfp@gmail.com
www.dgfp.gov.bd, www.scmpbd.org

Government of the People's Republic of Bangladesh
Directorate General of Family Planning
Management Information System (MIS)
6, Kawran Bazar, Dhaka- 1215
www.dgfp.gov.bd


Memo No. DGFP/MIS/09(Report)/04/2017/607

Date: 30 July, 2018.

Sub: Family Planning Monthly Logistics Report for the Month of June' 2018.

Family Planning Monthly Logistics Report for the Month of June' 2018 is sent herewith for your kind information & necessary action. This report is prepared on the basis of Form-7 submitted by Warehouses and Form-7B submitted by Upazila Family Planning Offices by using WIMS & UIMS operational tools. It provides useful information on monthly distribution and stock balance of all the major contraceptives & DDS Kits of Warehouse/Upazila Stores. A summary of important events happened during reporting month included in this report. For more information you are requested to visit at www.scmpbd.org web site.

Comments and suggestions for improvement of this report will be highly appreciated.


30.7.2018

(Suleman Khan)

Joint Secretary (MEFW Division)

and

Director & Line Director (MIS)

Phone: 9146262

Mail: dirmisfp@gmail.com

Memo No. - DGFP/MIS/09(Report)/04/2017/607/1(202)

Date: 30 July, 2018.

Copy of the report forwarded to:

1. Secretary, Medical Education & Family Welfare Division (MEFW Division), Bangladesh Secretariat, Dhaka.
2. Additional Secretary (Admin), (MEFW Division), Bangladesh Secretariat, Dhaka.
3. Joint Secretary (Development), (MEFW Division), Bangladesh Secretariat, Dhaka.
4. Joint Chief (Planning), Health Service Division, Bangladesh Secretariat, Dhaka
5. Joint Chief (Population & Planning wing), Planning commission, Sher-e-Bangla Nagar, Dhaka.
6. Joint Chief (Planning), Program Management and Monitoring Unit (PMMU), Azimpur, Dhaka-1205.
7. Deputy Chief (Planning), (ME&FW Division), Bangladesh Secretariat, Dhaka.
8. P.S. to the Honorable Minister, Ministry of Health and Family Welfare, Bangladesh Secretariat, Dhaka, for kind information of the Honorable Minister.
9. P.S. to the Honorable State Minister, Ministry of Health and Family Welfare, Bangladesh Secretariat, Dhaka, for kind information of the Honorable State Minister.
10. Director Administration, Directorate General of Family Planning, 6 Kawran Bazar, Dhaka 1215.
11. Director Logistics & Supply and Line Director (Procurement, Storage & Supply Management), Directorate General of Family Planning, 6 Kawran Bazar, Dhaka 1215.

12. Director Finance & Line Director (Family Planning Field Service Delivery), Directorate General of Family Planning, 6 Kawran Bazar, Dhaka 1215.
13. Director (IEM) & Line Director (Information, Education and Communication), Directorate General of Family Planning, 6 Kawran Bazar, Dhaka 1215.
14. Director Planning & Line Director (Planning Monitoring and Evaluation), Directorate General of Family Planning, 6 Kawran Bazar, Dhaka 1215.
15. Line Director (Maternal, Child, Reproductive and Adolescent Health), Directorate General of Family Planning, 6 Kawran Bazar, Dhaka 1215.
16. Line Director (Clinical Contraception Services Delivery Program), Directorate General of Family Planning, 6 Kawran Bazar, Dhaka 1215.
17. Divisional Director, Family Planning, Dhaka / Chittagong / Rajshahi / Khulna / Sylhet / Barisal/ Rangpur Division.
18. Deputy Chief (FW)/ (Health), Ministry of Health & Family Welfare, Bangladesh Secretariat, Dhaka.
19. Additional Director (Drugs and Stores), Directorate General of Family Planning, Central Warehouse, Mohakhali, Dhaka.
20. Deputy Director, Family Planning, ----- District (Your are requested to take appropriate measures to ensure timely online submission of Form 7B report from upazilas).
21. Supply Officer, Family Planning, ----- CWH/RWHs.
22. Assistant Maintenance Engineer, MIS Unit, DGFP (Requested to upload this report to DGFP website (www.dgfp.gov.bd)).
23. Country Project Director, SIAPS/MSH, House: 3, Road: No. 23B, Gulshan-1, Dhaka-1212.
24. Country Director, the World Bank, E-32, Agargaon, Sher-e-Banala Nagar, Dhaka-1207.
25. Team Leader, Population & Health Team, USAID, Madani Avenue, Baridhara, Dhaka.
26. Country Representative, UNFPA, IDB Bhaban, Agargaon, Sher-E-Bangla Nagar, Dhaka.
27. Managing Director, SMC, SMC Tower, 33 Banani C/A, Dhaka-1213.
28. Documentation Center, IEM Unit, Directorate General of Family Planning, 6 Kawran Bazar, Dhaka.
29. Responsible person of Dispatch Section, MIS Unit is requested to distribute the published 'Family Planning Monthly Logistics Report' to concerned Person/Office/Organization.
30. PA to Director General, Directorate General of Family Planning, 6 Kawran Bazar, Dhaka 1215.
31. Office copy, MIS, DGFP, 6 Kawran Bazar, Dhaka -1215.
32. Concerned Organization/Person.



(Ajoy Ratan Barua)
Deputy Director (MIS)

Table Of Contents

	Page
1. DGFP Stock Status Report	1-2
2. National Receipts Quantity by Product by Month	3
3. National Level Contraceptive Summary Report	4
4. Stock Status Report at Different Levels	5
5. Contraceptive Stock Status by Product at Upazila Store and Field	6-10
6. Contraceptive Stock Status by Product at Regional Warehouses/Upazila	11-31
7. Month-wise Consumption Trend	32-34
8. Report on Upazila and Warehouse Having Stock Out in last month	35

1. DGFP Stock Status Report

Year →	2018												2019												2020											
	7	8	9	10	11	12	1	2	3	4	5	6	7	8	9	10	11	12	1	2	3	4	5	6	7	8	9	10	11	12	1					
Min.-Max. →						Min						Max																								
Product ↓	CS - 46.46m : 6.0 MOS																																			
Condom	6.0 MOS					5m	2018-19: 157.10m to be received = 20 MOS																													
*AMC = 7.75m	2018-19: GoB (Rev):175m																																			
	CS (75.42m) : 11.1 MOS																																			
Pill	11.1 MOS																																			
*AMC = 6.78m	2017-18: GoB (Rev):25m ; RPA:58.5m, 4.7m.																																			
	CS (0.094m): 5.9 MOS																																			
IUD	5.9 MOS					0.2m = 12 MOS (UNFPA: 016m + Marie Stops: 0.04m)					2017-18: 0.45m= 28 MOS (Upto April 2022) →																									
*AMC = 16,065	2017-18: RPA- 0.45m																																			
Injectables	CS 12.65 m = 13.3 MOS																																			
*AMC = 0.95m	2017-18 : GoB (Rev) : 8m; (RPA ; 9.75 m = NCB : 5.75 m; ICB : 4 m)																																			
	CS - (0.082m) - 2.2 MOS																																			
Implant	2.2 MOS		0.365m = 9 MOS																																	
*AMC = 36,487	2018-19: GoB (Dev) - 0.2m & GoB (RPA) - 0.165m																																			
																									Legend: ■ Current Stock (CS): Less than 3 MOS ■ Current Stock (CS): MOS 3.0 to Less than 6 MOS ■ Current Stock (CS): MOS 6 and above ■ Planned for FY 2018-19 ■ Procurement completed, yet to be received ■ Donation AMC = Average Monthly Consumption											
																									*AMC is calculated based on past 6-months consumption Data Sources: DGFP/L&S unit, DGFP LMIS web site - https://scmpbd.org/ Central Warehouse WIMS data and Approved DGFP Procurement Plan National min-max stock level is 6 & 10 MOS											

DGFP STOCK STATUS NOTES
(For Contraceptives)
Month: June 2018

CONDOM – Current national stock is 46.46 million pieces and this stock can be used up to December 2018.

- 2018-19: GoB (Rev) – Contract signed with EDCL for advance procurement of 175 million pcs, and received 17.9m in May and June 2018 through Standing Board.
- UNFPA donation 10m: Out of 10m Central warehouse received 4.32m in June 2018 and rest amount is expecting by mid-August.

PILL – Current national stock of Oral Contraceptive Pill is 75.42 million cycles which will go up to May 2019.

- 2017-18: GoB (Rev) – 25 million cycles received in full. RPA – 58.5 million cycles received in full.
- 2017-18: RPA (GoB) – 4.7 million cycles also received in full.

IUD – Current national stock is 0.094 million pcs and this stock can be used up to December 2018.

- Current status of 2017-18 procurement: 0.45 million sets – Product shipment is done by the manufacturer on 26th June 2018. Expecting the products by July 2018.
- UNFPA & IPAS donated 40,000 pcs. & 9,500 pcs. in June 2018. UNFPA will donate another 160,000 pcs. and Marie Stops will donate 40,000 pcs.

INJECTABLES – Current stock of 12.65 million vials and that can be used up to July 2019.

- 2017-18: (GoB-Rev) - 5 million vials & 3 million vials procured and received in full.
- 2017-18: RPA- 4 million vials (ICB). 5 million vials (NCB) procured and received in full.

IMPLANT – Current stock is 0.082 million sets and this can be used up to August 2018.

- Current status of 2018-19 procurement: RPA (GoB) – 0.165 million sets: IFT published; (GoB-Dev) - 0.2 million sets.

You can also download the previous reports from <http://www.scmpbd.org/>

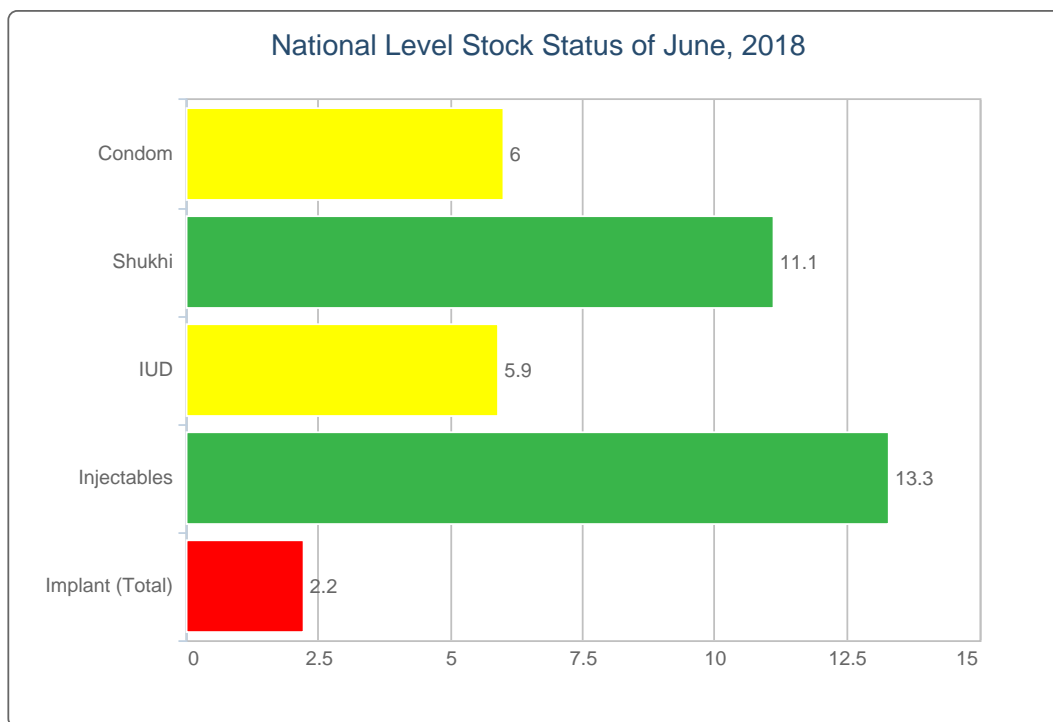
2. National Receipts Quantity by Product by Month

Contraceptive Received Report

Month: June, 2018

Item	Supplier	Receiver	Date Receipts	Qty
Condom	ESSENTIAL DRUGS CO. LTD.	Khulna RWH	30/06/18	8,571,600
	UNFPA	Dhaka CWH	30/06/18	4,320,000
Total				12,891,600
Shukhi	RENATA LIMITED	Dhaka CWH	30/06/18	4,700,000
Total				4,700,000
IUD	IPAS Bangladesh	Dhaka CWH	30/06/18	9,500
	UNFPA	Dhaka CWH	30/06/18	40,000
Total				49,500

3. National Level Contraceptive Summary Report

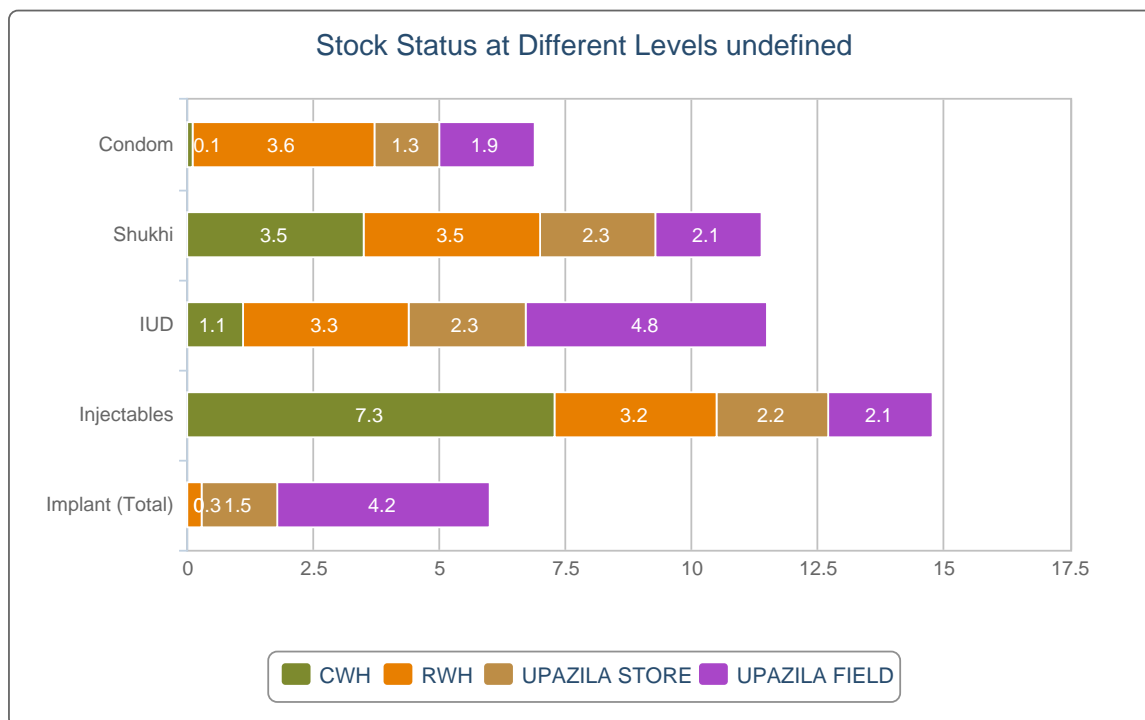


■ MOS less than 4.0
 ■ MOS 4.0 - 7.9
 ■ MOS 8.0 and above
 MOS = Month of Stock

National Level Stock Status of June, 2018

SL	Name of Products	Reported Consumption	Reported Closing Balance	Average Monthly Consumption	MOS
1	Condom	6,680,647	46,451,177	7,746,132	6.0
2	Shukhi	6,623,700	75,417,590	6,776,339	11.1
3	IUD	8,218	94,486	16,063	5.9
4	Injectables	858,856	12,652,437	949,129	13.3
5	Implant (Total)	13,811	82,060	36,472	2.2

4. Stock Status Report at Different Levels

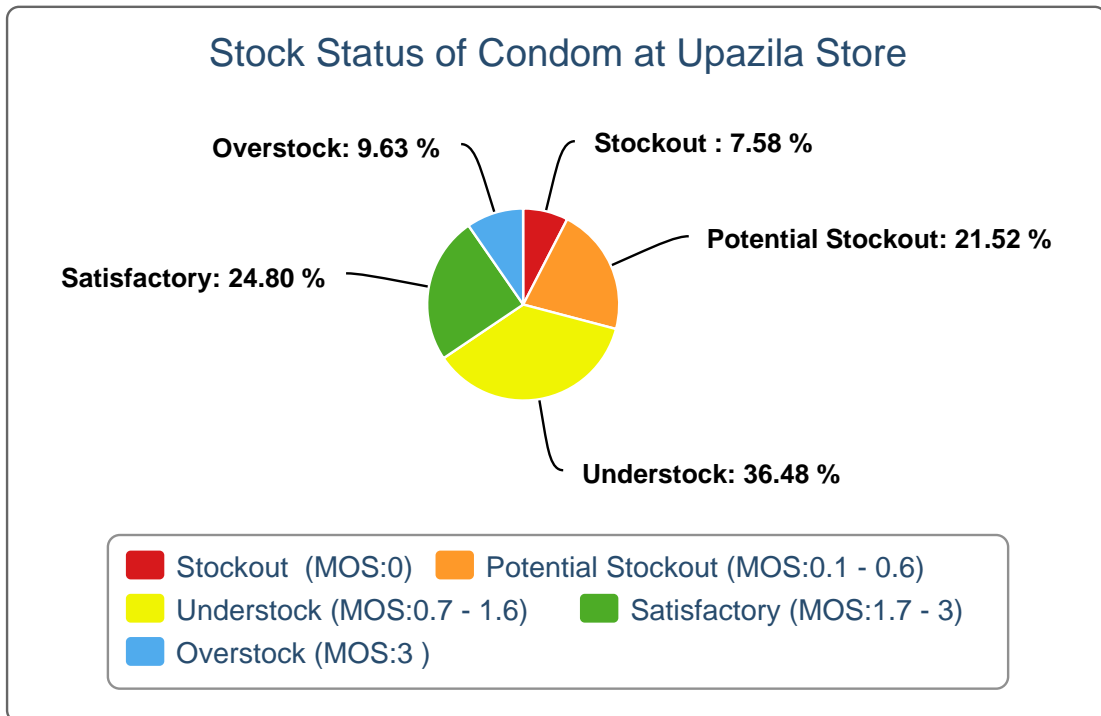


Stock Status at Different Levels June, 2018

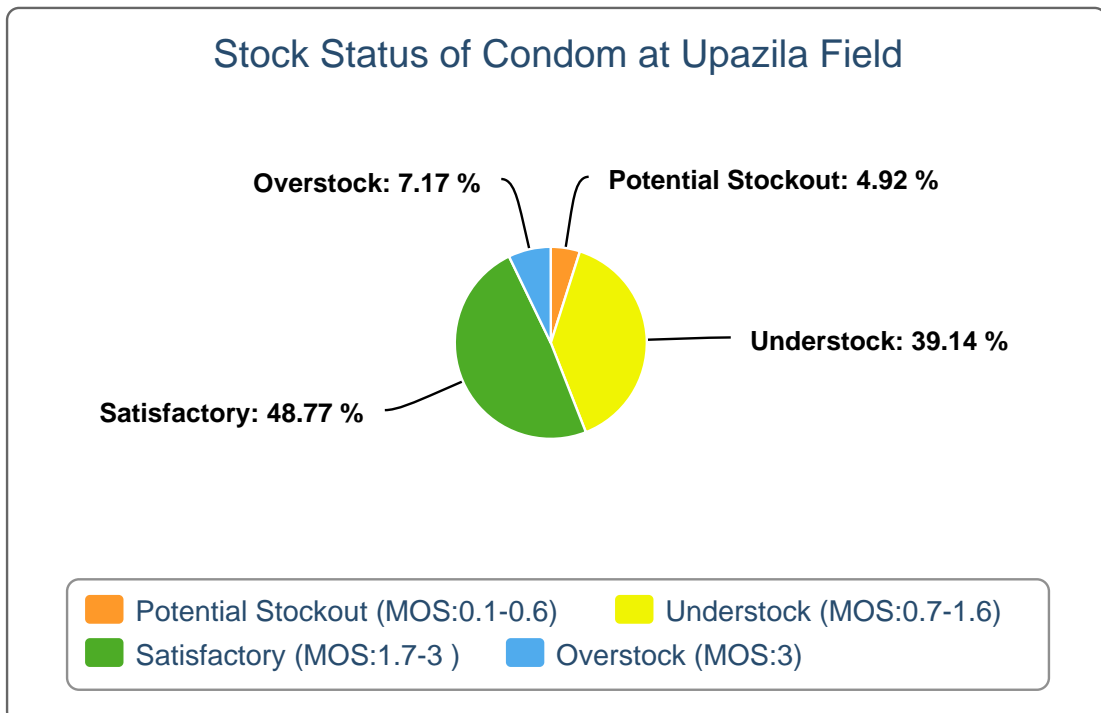
Products	Avg. Consump. of Last 6 Months	CWH Level	MOS	RWH Level	MOS	Upazila Level	MOS	Field Level	MOS	National Level	MOS
Condom	7,746,132	500,280	0.1	24,300,600	3.1	8,647,028	1.1	13,003,269	1.7	46,451,177	6
Shukhi	6,776,339	23,369,990	3.4	23,316,340	3.4	15,091,952	2.2	13,639,308	2	75,417,590	11.1
IUD	16,063	9,450	0.6	26,739	1.7	18,515	1.2	39,782	2.5	94,486	5.9
Injectables	949,129	6,237,785	6.6	2,736,700	2.9	1,858,801	2	1,819,151	1.9	12,652,437	13.3
Implant (Total)	36,472	0	0	3,483	0.1	20,235	0.6	58,342	1.6	82,060	2.2

5. Contraceptive Stock Status by Product at Upazila Store and Field

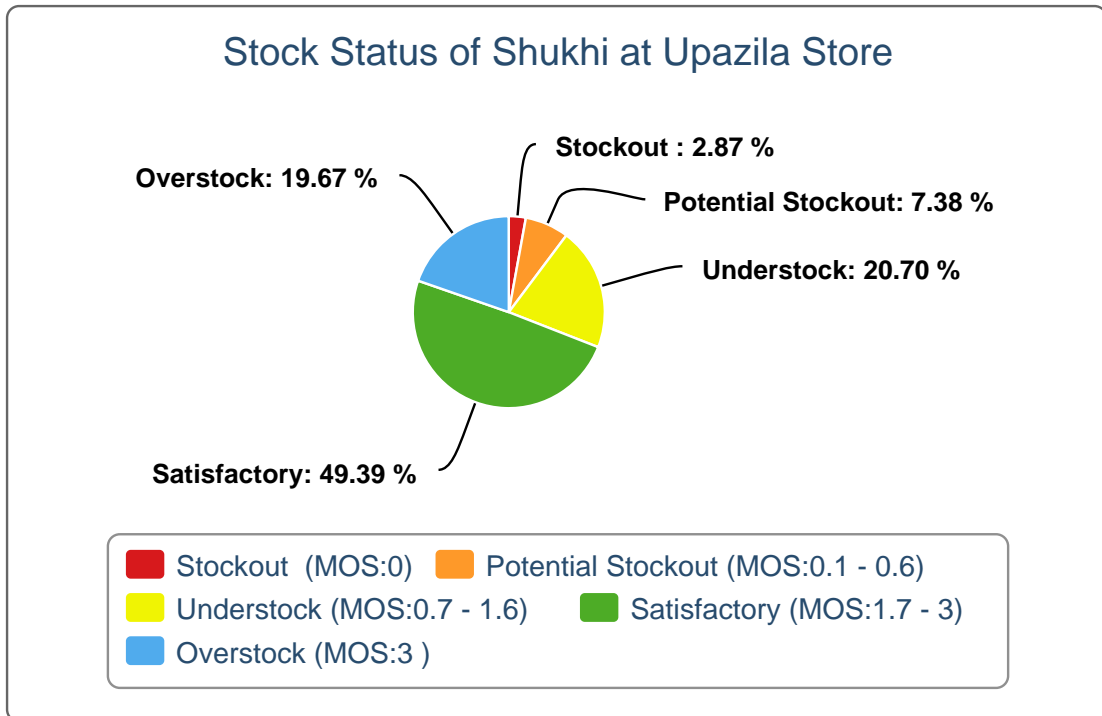
5(a).



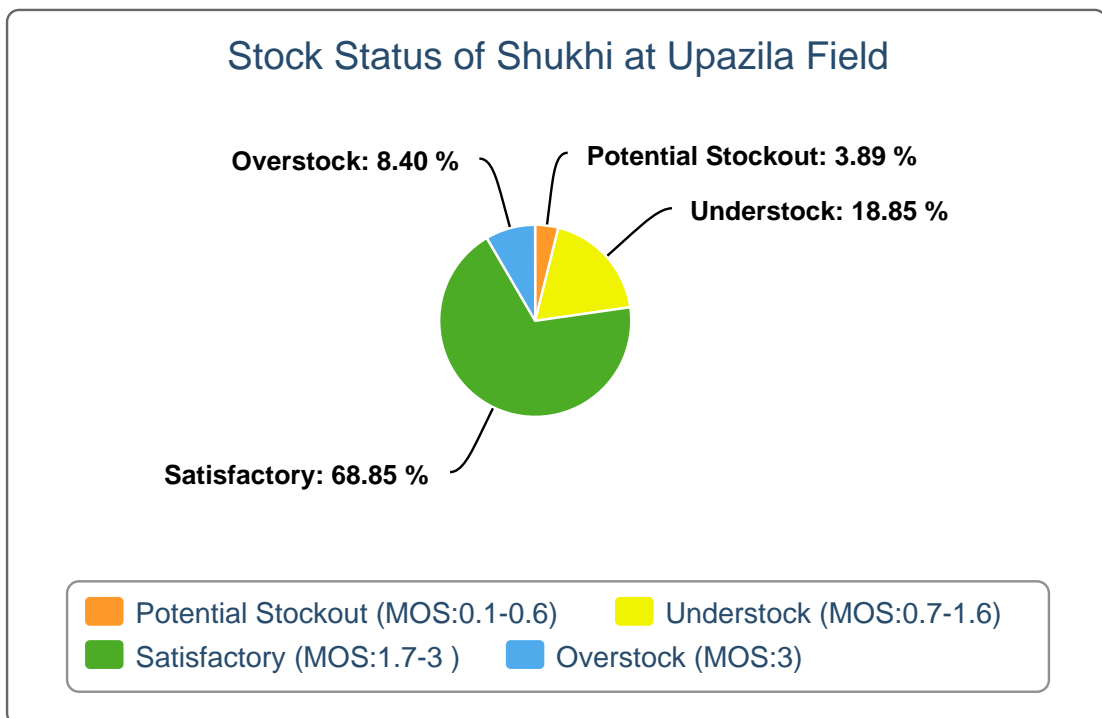
5(b).



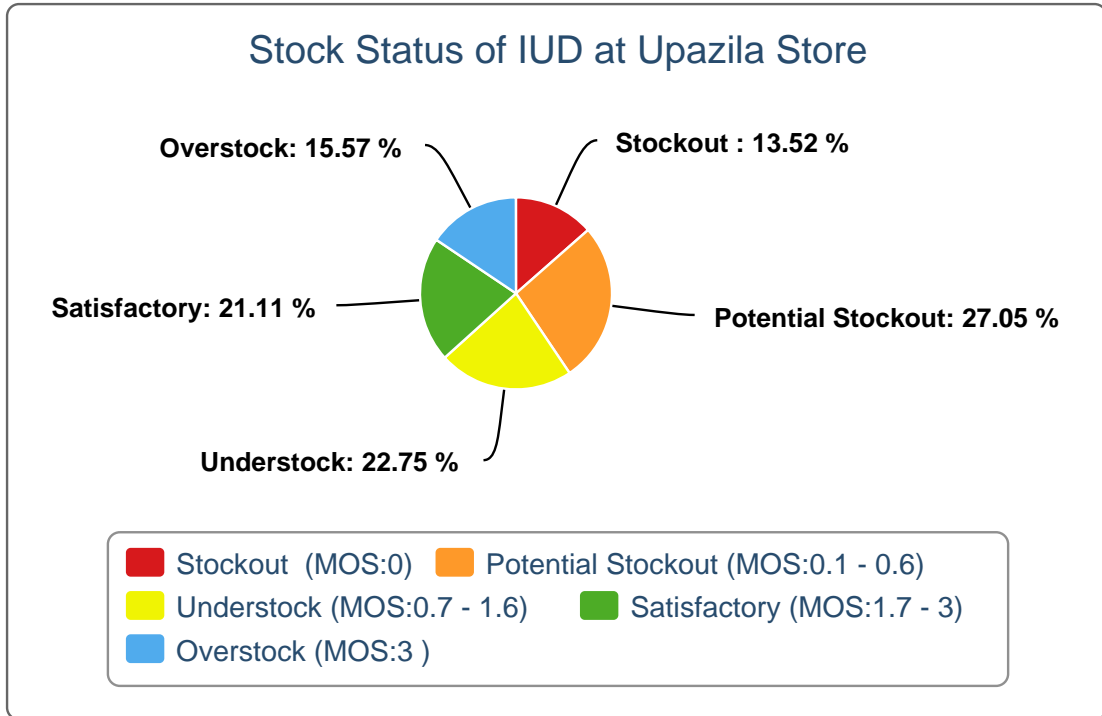
5(c).



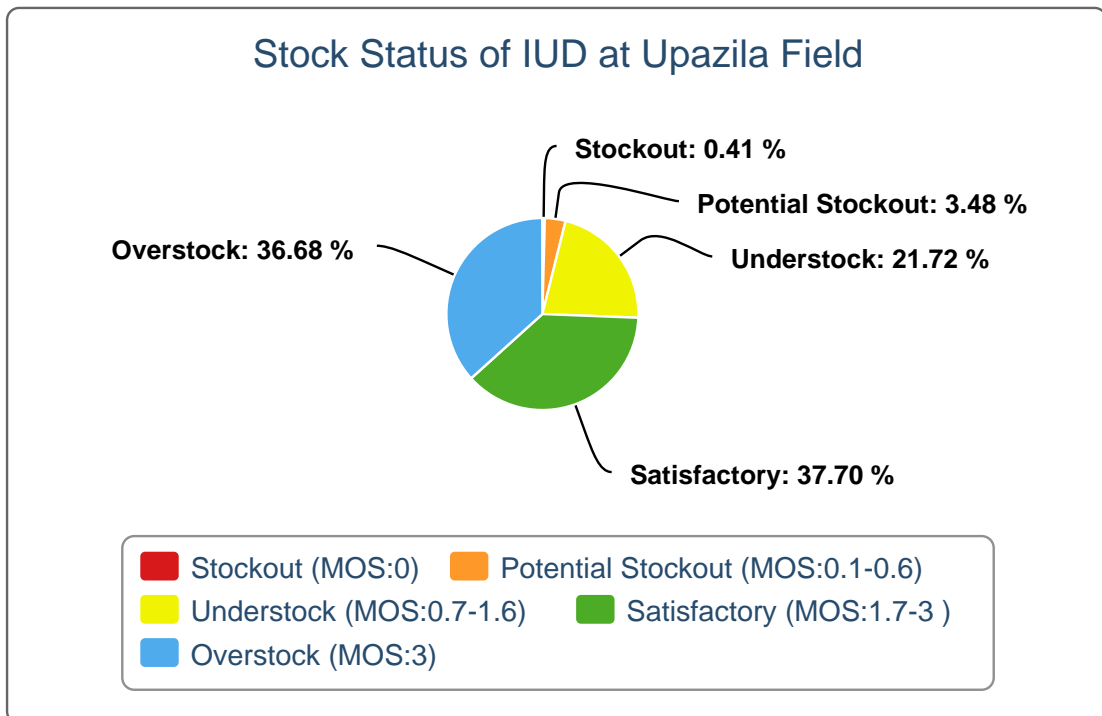
5(d).



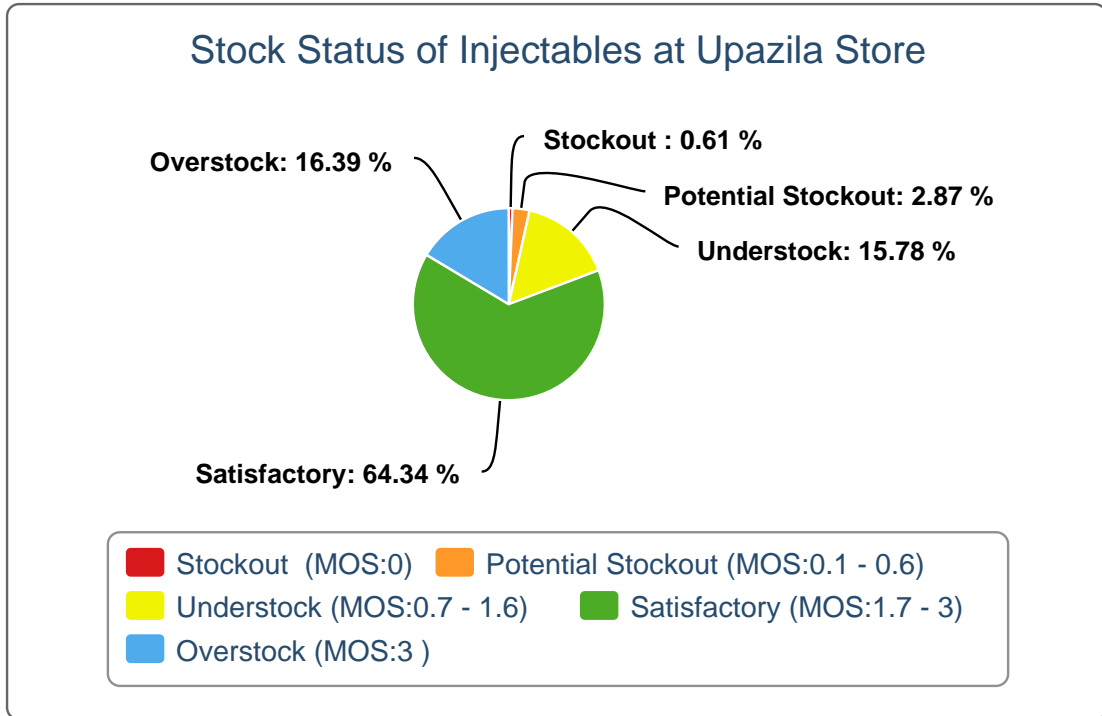
5(e).



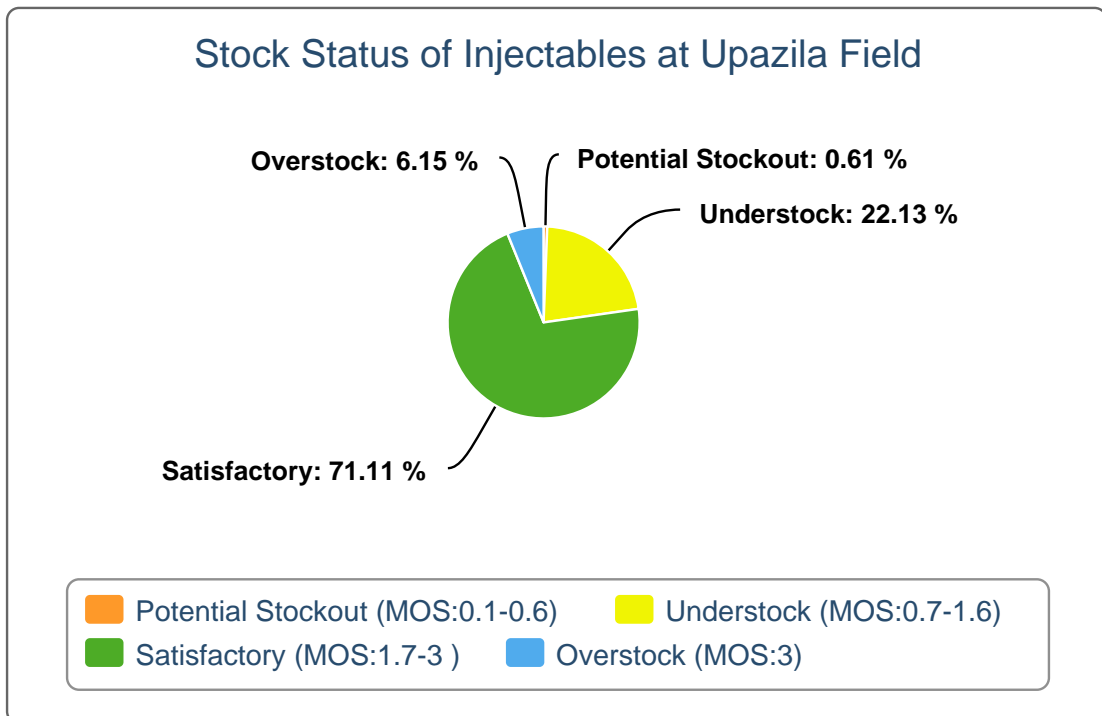
5(f).



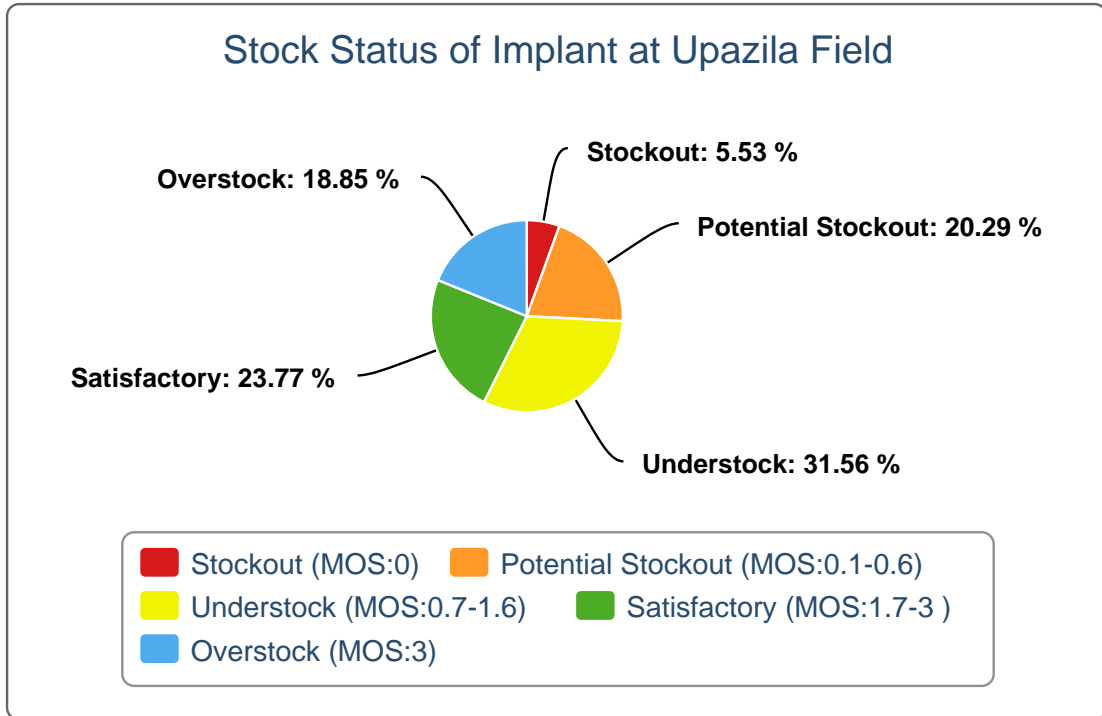
5(g).



5(h).



5(i).



6(a). Contraceptive Stock Status by Product at Regional Warehouses

SL	WH Name	Condom			Shukhi			IUD			Injectables			Implant		
		CBL	AMD	MOS	CBL	AMD	MOS	CBL	AMD	MOS	CBL	AMD	MOS	CBL	AMD	MOS
1	Bandarban RWH	10,800	32,745	0.3	54,720	21,185	2.6	50	103	0.5	7,000	3,212	2.2	0	230	0.0
2	Bhola RWH	514,800	112,073	4.6	689,760	83,843	8.2	700	284	2.5	73,000	38,714	1.9	432	484	0.9
3	Bogura RWH	452,200	435,740	1.0	1,367,600	405,840	3.4	1,900	787	2.4	259,500	33,136	7.8	192	2,864	0.1
4	Chattogram RWH	4,415,800	444,731	9.9	7,035,050	368,782	19.1	1,475	1,083	1.4	855,300	59,875	14.3	58	2,232	0.0
5	Cumilla RWH	488,600	453,243	1.1	149,040	395,694	0.4	1,620	1,290	1.3	168,000	66,984	2.5	48	2,033	0.0
6	Dhaka CWH	500,280	1,240,239	0.4	23,369,990	865,320	27.0	9,450	2,345	4.0	6,237,785	115,783	53.9	0	3,559	0.0
7	Dinajpur RWH	947,400	161,769	5.9	1,046,880	323,130	3.2	1,400	514	2.7	84,000	37,971	2.2	184	2,469	0.1
8	Faridpur RWH	680,400	590,788	1.2	882,720	362,622	2.4	2,465	1,235	2.0	94,000	46,496	2.0	5	2,515	0.0
9	Jamalpur RWH	1,040,400	209,259	5.0	1,448,640	228,935	6.3	903	511	1.8	66,800	30,450	2.2	0	1,206	0.0
10	Jashore RWH	126,000	420,177	0.3	961,920	279,191	3.4	1,800	702	2.6	116,100	47,821	2.4	176	1,598	0.1
11	Khulna RWH	10,971,200	641,807	17.1	2,855,850	410,216	7.0	820	957	0.9	105,300	44,375	2.4	20	1,987	0.0
12	Kushtia RWH	392,400	238,991	1.6	180,000	165,855	1.1	820	255	3.2	82,300	35,453	2.3	12	628	0.0
13	Mymensingh RWH	918,000	512,483	1.8	1,275,840	558,211	2.3	2,480	1,002	2.5	99,500	53,895	1.8	50	3,062	0.0
14	Noakhali RWH	7,200	215,389	0.0	537,120	193,518	2.8	775	623	1.2	102,500	40,563	2.5	570	1,356	0.4
15	Pabna RWH	158,400	339,057	0.5	1,738,080	355,394	4.9	1,240	871	1.4	63,000	47,348	1.3	604	1,255	0.5
16	Patuakhali RWH	331,200	123,009	2.7	61,920	159,361	0.4	1,045	384	2.7	100,800	25,790	3.9	100	930	0.1
17	Rajshahi RWH	630,000	530,565	1.2	525,600	327,331	1.6	950	552	1.7	91,100	40,091	2.3	290	1,353	0.2
18	Rangamati RWH	10,800	51,562	0.2	46,080	33,859	1.4	301	85	3.5	10,000	3,427	2.9	1	258	0.0
19	Rangpur RWH	651,600	386,364	1.7	119,520	569,911	0.2	2,570	1,332	1.9	102,000	101,654	1.0	0	3,389	0.0
20	Sylhet RWH	973,800	386,671	2.5	1,133,280	390,609	2.9	1,975	703	2.8	118,500	47,977	2.5	713	2,048	0.3
21	Tangail RWH	579,600	219,470	2.6	1,206,720	277,532	4.3	1,450	445	3.3	138,000	28,114	4.9	28	1,016	0.0

6(b). Contraceptive Stock Status by Product at Upazila

SL	Warehouse Name	Upazila Name	Condom			Shukhi			IUD			Injectables			Implant		
			CBL	AMD	MOS	CBL	AMD	MOS	CBL	AMD	MOS	CBL	AMD	MOS	CBL	AMD	MOS
1	Bandarban RWH	Alikadam	1,300	4,761	0.3	4,017	1,696	2.4	37	8	4.6	1,104	766	1.4	0	45	0.0
2	Bandarban RWH	Bandarban Sadar	13,500	5,027	2.7	8,970	4,162	2.2	104	30	3.5	1,394	642	2.2	0	38	0.0
3	Bandarban RWH	Lama	11,284	6,339	1.8	4,230	4,893	0.9	102	28	3.6	1,953	685	2.9	5	31	0.2
4	Bandarban RWH	Naikhongchhari	17,800	7,189	2.5	15,270	5,537	2.8	31	8	3.9	1,432	721	2.0	1	41	0.0
5	Bandarban RWH	Rowangchhari	10,800	2,146	5.0	12,160	2,001	6.1	43	7	6.1	1,011	198	5.1	0	30	0.0
6	Bandarban RWH	Ruma	18,000	4,853	3.7	7,545	1,452	5.2	50	11	4.5	721	132	5.5	24	18	1.3
7	Bandarban RWH	Thanchi	3,600	2,430	1.5	4,215	1,444	2.9	31	11	2.8	190	68	2.8	16	27	0.6
8	Bhola RWH	Bhola Sadar	17,300	13,573	1.3	21,420	10,023	2.1	50	57	0.9	7,600	5,439	1.4	227	130	1.7
9	Bhola RWH	Burhanuddin	11,500	4,976	2.3	15,420	7,789	2.0	50	17	2.9	4,661	1,650	2.8	144	64	2.3
10	Bhola RWH	Char Fasson	24,800	29,849	0.8	26,583	16,951	1.6	50	71	0.7	16,476	9,127	1.8	192	59	3.3
11	Bhola RWH	Daulat Khan	19,400	8,855	2.2	14,425	6,898	2.1	26	23	1.1	9,500	3,845	2.5	144	22	6.5
12	Bhola RWH	Hizla	17,100	9,489	1.8	11,955	5,304	2.3	25	16	1.6	3,905	1,487	2.6	72	22	3.3
13	Bhola RWH	Lalmohan	22,800	11,971	1.9	23,925	11,867	2.0	55	33	1.7	12,030	6,091	2.0	72	48	1.5
14	Bhola RWH	Manpura	7,152	3,591	2.0	6,558	2,818	2.3	30	8	3.8	3,761	1,957	1.9	72	21	3.4
15	Bhola RWH	Mehendiganj	25,500	15,730	1.6	27,630	10,385	2.7	39	26	1.5	8,412	4,375	1.9	216	23	9.4
16	Bhola RWH	Muladi	20,800	7,308	2.8	21,280	6,307	3.4	27	15	1.8	5,708	1,737	3.3	0	66	0.0
17	Bhola RWH	Tazumuddin	16,400	6,731	2.4	9,610	5,501	1.7	45	18	2.5	5,600	3,006	1.9	144	29	5.0
18	Bogura RWH	Adamdighi	4,800	9,756	0.5	34,050	7,378	4.6	10	23	0.4	410	483	0.8	0	53	0.0
19	Bogura RWH	Akkelpur	35,000	4,461	7.8	7,765	5,625	1.4	22	17	1.3	1,473	474	3.1	0	75	0.0
20	Bogura RWH	Atrai	43,300	7,473	5.8	39,170	10,829	3.6	3	11	0.3	2,070	426	4.9	1	76	0.0
21	Bogura RWH	Badalgachhi	38,000	13,059	2.9	39,450	13,472	2.9	8	10	0.8	8,173	1,759	4.6	144	84	1.7
22	Bogura RWH	Bogura Sadar	10,040	31,146	0.3	660	18,326	0.0	50	97	0.5	2,303	2,547	0.9	105	282	0.4
23	Bogura RWH	Dhamoirhat	1,500	5,749	0.3	21,038	8,417	2.5	26	20	1.3	2,965	895	3.3	0	64	0.0
24	Bogura RWH	Dhunat	26,100	27,834	0.9	19,970	19,683	1.0	62	30	2.1	2,381	2,040	1.2	0	96	0.0
25	Bogura RWH	Dhupchanchia	100	6,136	0.0	2,955	7,813	0.4	45	24	1.9	85	720	0.1	0	127	0.0

SL	Warehouse Name	Upazila Name	Condom			Shukhi			IUD			Injectables			Implant		
			CBL	AMD	MOS	CBL	AMD	MOS	CBL	AMD	MOS	CBL	AMD	MOS	CBL	AMD	MOS
26	Bogura RWH	Gabtali	8,900	30,979	0.3	32,535	19,474	1.7	25	16	1.6	934	2,643	0.4	0	104	0.0
27	Bogura RWH	Ghoraghat	9,900	4,955	2.0	19,815	6,636	3.0	61	17	3.6	965	414	2.3	0	41	0.0
28	Bogura RWH	Hakimpur	22,900	6,501	3.5	19,146	6,537	2.9	6	13	0.5	1,111	454	2.4	180	38	4.7
29	Bogura RWH	Joypurhat Sadar	13,600	14,672	0.9	11,088	14,238	0.8	20	77	0.3	1,350	1,270	1.1	40	230	0.2
30	Bogura RWH	Kahaloo	40,300	17,662	2.3	43,575	12,165	3.6	40	27	1.5	2,755	894	3.1	10	132	0.1
31	Bogura RWH	Kalai	13,272	4,333	3.1	63,555	8,358	7.6	20	9	2.2	2,230	442	5.0	0	35	0.0
32	Bogura RWH	Khetlal	900	7,265	0.1	13,665	5,200	2.6	26	10	2.6	240	207	1.2	0	46	0.0
33	Bogura RWH	Mahadebpur	16,500	15,576	1.1	4,725	18,267	0.3	5	23	0.2	884	968	0.9	216	157	1.4
34	Bogura RWH	Manda	57,400	18,559	3.1	66,960	32,097	2.1	124	65	1.9	7,235	1,815	4.0	248	101	2.5
35	Bogura RWH	Nandigram	25,500	7,886	3.2	38,505	12,471	3.1	15	5	3.0	2,050	368	5.6	154	55	2.8
36	Bogura RWH	Naogaon Sadar	47,600	20,949	2.3	44,670	20,277	2.2	42	36	1.2	2,983	1,365	2.2	5	91	0.1
37	Bogura RWH	Niamatpur	69,300	10,934	6.3	41,760	12,992	3.2	21	23	0.9	4,070	855	4.8	48	80	0.6
38	Bogura RWH	Panchbibi	9,190	9,403	1.0	9,747	8,865	1.1	4	17	0.2	798	686	1.2	0	112	0.0
39	Bogura RWH	Patnitala	300	7,374	0.0	6,422	9,171	0.7	20	18	1.1	505	499	1.0	72	84	0.9
40	Bogura RWH	Porsha	1,050	10,499	0.1	4,095	10,294	0.4	8	13	0.6	352	488	0.7	144	38	3.8
41	Bogura RWH	Raninagar	36,612	9,583	3.8	31,035	12,736	2.4	40	13	3.1	2,371	552	4.3	72	47	1.5
42	Bogura RWH	Sapahar	13,134	8,609	1.5	4,605	10,188	0.5	6	9	0.7	197	913	0.2	144	44	3.3
43	Bogura RWH	Sariakandi	10,692	12,058	0.9	9,885	8,810	1.1	2	28	0.1	1,587	1,094	1.5	0	122	0.0
44	Bogura RWH	Shajahanpur	37,200	35,277	1.1	36,390	16,417	2.2	22	32	0.7	2,454	1,078	2.3	0	126	0.0
45	Bogura RWH	Sherpur	54,300	31,151	1.7	24,961	24,467	1.0	63	23	2.7	2,167	1,973	1.1	0	123	0.0
46	Bogura RWH	Shibganj	29,000	25,295	1.1	49,500	24,539	2.0	1	36	0.0	6,150	3,668	1.7	0	108	0.0
47	Bogura RWH	Sonatola	36,800	20,606	1.8	38,880	20,098	1.9	30	45	0.7	2,410	1,146	2.1	30	93	0.3
48	Chattogram RWH	Anowara	16,500	11,392	1.4	24,255	11,895	2.0	65	29	2.2	1,880	915	2.1	150	54	2.8
49	Chattogram RWH	Banshkhali	11,800	20,226	0.6	33,765	14,981	2.3	109	25	4.4	4,669	2,441	1.9	102	53	1.9
50	Chattogram RWH	Boalkhali	20,000	9,275	2.2	23,454	10,953	2.1	86	40	2.2	1,246	541	2.3	100	43	2.3

SL	Warehouse Name	Upazila Name	Condom			Shukhi			IUD			Injectables			Implant		
			CBL	AMD	MOS	CBL	AMD	MOS	CBL	AMD	MOS	CBL	AMD	MOS	CBL	AMD	MOS
51	Chattogram RWH	Chakaria	18,500	18,029	1.0	37,080	16,701	2.2	105	41	2.6	8,202	4,171	2.0	0	156	0.0
52	Chattogram RWH	Chandanaish	63,300	11,374	5.6	39,810	9,963	4.0	101	41	2.5	3,695	884	4.2	20	46	0.4
53	Chattogram RWH	Cox's Bazar Sadar	38,900	24,417	1.6	42,600	21,031	2.0	137	47	2.9	6,026	3,020	2.0	100	99	1.0
54	Chattogram RWH	Dighinala	15,300	9,982	1.5	17,580	8,298	2.1	0	14	0.0	1,935	905	2.1	20	22	0.9
55	Chattogram RWH	Double Mooring	82,416	42,465	1.9	31,430	13,781	2.3	201	79	2.5	9,713	5,102	1.9	236	240	1.0
56	Chattogram RWH	Fatikchhari	32,500	21,201	1.5	36,315	19,757	1.8	110	35	3.1	5,195	2,440	2.1	0	130	0.0
57	Chattogram RWH	Hathazari	25,600	32,527	0.8	38,745	18,609	2.1	135	30	4.5	2,883	1,419	2.0	0	59	0.0
58	Chattogram RWH	Khagrachhari Sadar	14,000	8,119	1.7	12,000	5,907	2.0	151	57	2.6	1,335	750	1.8	55	35	1.6
59	Chattogram RWH	Kutubdia	39,100	4,083	9.6	29,400	4,685	6.3	76	15	5.1	5,565	1,375	4.0	216	70	3.1
60	Chattogram RWH	Lakshmichhari	10,500	2,070	5.1	7,215	2,717	2.7	35	14	2.5	412	89	4.6	47	9	5.2
61	Chattogram RWH	Lohagara	16,172	8,138	2.0	17,759	9,498	1.9	109	24	4.5	2,898	1,519	1.9	190	36	5.3
62	Chattogram RWH	Mahalchhari	14,400	3,530	4.1	14,445	4,445	3.2	54	5	10.8	803	376	2.1	20	29	0.7
63	Chattogram RWH	Maheshkhali	24,240	6,919	3.5	33,015	17,224	1.9	103	49	2.1	5,407	3,003	1.8	20	102	0.2
64	Chattogram RWH	Manikchhari	7,100	1,462	4.9	4,230	2,037	2.1	37	3	12.3	1,093	522	2.1	45	29	1.6
65	Chattogram RWH	Matiranga	10,600	8,497	1.2	15,840	6,952	2.3	34	21	1.6	2,004	941	2.1	142	25	5.7
66	Chattogram RWH	Mirsharai	25,300	13,292	1.9	34,729	16,093	2.2	144	44	3.3	4,201	2,400	1.8	0	87	0.0
67	Chattogram RWH	Panchhari	9,300	3,082	3.0	8,400	4,413	1.9	51	3	17.0	825	210	3.9	0	33	0.0
68	Chattogram RWH	Panchlaish	73,330	29,598	2.5	22,610	10,663	2.1	168	91	1.8	7,553	3,750	2.0	0	154	0.0
69	Chattogram RWH	Patiya	34,100	18,737	1.8	37,995	20,534	1.9	70	96	0.7	4,010	2,287	1.8	40	127	0.3
70	Chattogram RWH	Pekua	10,900	5,340	2.0	12,585	6,049	2.1	28	16	1.8	3,279	1,874	1.7	122	53	2.3
71	Chattogram RWH	Ramgarh	11,000	3,195	3.4	12,765	4,302	3.0	24	5	4.8	481	258	1.9	2	43	0.0
72	Chattogram RWH	Ramu	32,900	10,323	3.2	26,040	9,889	2.6	91	29	3.1	5,699	2,695	2.1	100	79	1.3
73	Chattogram RWH	Rangunia	31,300	20,837	1.5	34,305	15,771	2.2	151	43	3.5	3,671	1,964	1.9	0	70	0.0
74	Chattogram RWH	Raozan	39,132	17,037	2.3	30,170	14,751	2.0	102	31	3.3	2,564	1,344	1.9	72	63	1.1
75	Chattogram RWH	Sandwip	36,966	9,294	4.0	57,765	11,525	5.0	204	22	9.3	10,444	1,716	6.1	72	78	0.9

SL	Warehouse Name	Upazila Name	Condom			Shukhi			IUD			Injectables			Implant		
			CBL	AMD	MOS	CBL	AMD	MOS	CBL	AMD	MOS	CBL	AMD	MOS	CBL	AMD	MOS
76	Chattogram RWH	Satkania	5,400	13,358	0.4	24,525	11,393	2.2	127	27	4.7	2,282	971	2.4	100	60	1.7
77	Chattogram RWH	Sitakunda	41,700	21,491	1.9	32,495	14,979	2.2	108	44	2.5	3,499	1,837	1.9	0	60	0.0
78	Chattogram RWH	Teknaf	8,080	28,780	0.3	11,850	22,276	0.5	133	49	2.7	22,952	6,014	3.8	94	46	2.0
79	Chattogram RWH	Ukhia	20,400	6,661	3.1	7,950	6,710	1.2	46	14	3.3	14,022	2,142	6.5	100	42	2.4
80	Cumilla RWH	Akhaura	9,260	6,790	1.4	44,400	5,440	8.2	98	12	8.2	5,073	806	6.3	10	27	0.4
81	Cumilla RWH	Ashuganj	900	11,973	0.1	17,445	6,777	2.6	70	34	2.1	5,895	1,102	5.3	386	32	12.1
82	Cumilla RWH	Banchhampur	400	18,596	0.0	5,730	11,122	0.5	101	45	2.2	10	2,745	0.0	100	61	1.6
83	Cumilla RWH	Barura	1,900	17,488	0.1	1,335	19,821	0.1	100	63	1.6	5,707	3,041	1.9	100	87	1.1
84	Cumilla RWH	Bijoyagar	11,100	12,200	0.9	15,111	10,759	1.4	69	12	5.8	3,070	1,766	1.7	25	32	0.8
85	Cumilla RWH	Brahman Para	400	6,055	0.1	8,250	9,015	0.9	1	37	0.0	2,969	878	3.4	100	49	2.0
86	Cumilla RWH	Brahmanbaria Sadar	700	27,709	0.0	45,180	14,124	3.2	81	65	1.2	3,996	2,855	1.4	0	97	0.0
87	Cumilla RWH	Burichang	9,400	19,244	0.5	735	17,987	0.0	152	60	2.5	1,973	2,066	1.0	72	87	0.8
88	Cumilla RWH	Chandina	200	17,188	0.0	8,495	15,176	0.6	100	39	2.6	3,569	2,605	1.4	145	47	3.1
89	Cumilla RWH	Chandpur Sadar	19,400	15,646	1.2	25,940	13,344	1.9	152	73	2.1	6,717	2,438	2.8	170	71	2.4
90	Cumilla RWH	Chauddagam	500	18,675	0.0	390	19,875	0.0	184	33	5.6	704	3,731	0.2	200	71	2.8
91	Cumilla RWH	Cumilla Adarsha Sadar	1,800	22,217	0.1	8,640	18,698	0.5	150	118	1.3	6,619	2,890	2.3	104	139	0.7
92	Cumilla RWH	Cumilla Sadar Dakshin	5,500	14,796	0.4	14,085	19,126	0.7	150	59	2.5	7,164	2,700	2.7	245	70	3.5
93	Cumilla RWH	Daudkandi	30,900	11,626	2.7	18,345	10,020	1.8	93	55	1.7	6,385	1,769	3.6	100	49	2.0
94	Cumilla RWH	Debidwar	36,300	19,886	1.8	29,805	18,911	1.6	111	80	1.4	5,005	2,705	1.9	0	87	0.0
95	Cumilla RWH	Faridganj	26,500	11,647	2.3	37,995	11,211	3.4	145	31	4.7	4,755	2,799	1.7	250	79	3.2
96	Cumilla RWH	Haim Char	0	2,776	0.0	5,175	4,652	1.1	59	3	19.7	1,677	711	2.4	50	17	2.9
97	Cumilla RWH	Hajiganj	47,650	8,196	5.8	78,360	9,769	8.0	121	19	6.4	7,755	2,212	3.5	350	46	7.6
98	Cumilla RWH	Homna	22,300	11,269	2.0	22,305	8,158	2.7	104	28	3.7	5,655	1,236	4.6	100	26	3.8
99	Cumilla RWH	Kachua	18,100	22,668	0.8	41,805	14,390	2.9	152	34	4.5	1,760	3,470	0.5	100	45	2.2
100	Cumilla RWH	Kasba	200	10,112	0.0	7,320	13,976	0.5	23	29	0.8	3,217	1,370	2.3	30	55	0.5

SL	Warehouse Name	Upazila Name	Condom			Shukhi			IUD			Injectables			Implant		
			CBL	AMD	MOS	CBL	AMD	MOS	CBL	AMD	MOS	CBL	AMD	MOS	CBL	AMD	MOS
101	Cumilla RWH	Laksam	24,513	10,156	2.4	24,360	9,384	2.6	132	55	2.4	4,253	1,752	2.4	20	54	0.4
102	Cumilla RWH	Manoharganj	14,400	12,523	1.1	15,480	8,159	1.9	96	20	4.8	3,983	1,338	3.0	150	39	3.8
103	Cumilla RWH	Matlab Dakshin	24,398	7,771	3.1	41,592	6,108	6.8	110	21	5.2	6,463	1,166	5.5	44	42	1.0
104	Cumilla RWH	Matlab Uttar	26,200	16,239	1.6	22,545	13,415	1.7	104	23	4.5	7,563	1,647	4.6	0	74	0.0
105	Cumilla RWH	Meghna	24,100	5,338	4.5	21,385	4,248	5.0	38	9	4.2	2,278	820	2.8	40	19	2.1
106	Cumilla RWH	Muradnagar	37,400	31,113	1.2	17,685	19,206	0.9	101	51	2.0	6,459	3,026	2.1	0	143	0.0
107	Cumilla RWH	Nabinagar	500	22,219	0.0	20,166	16,705	1.2	116	28	4.1	5,959	2,554	2.3	600	87	6.9
108	Cumilla RWH	Nangalkot	25,400	12,349	2.1	10,605	11,127	1.0	131	45	2.9	5,627	2,321	2.4	20	108	0.2
109	Cumilla RWH	Nasirnagar	34,100	7,842	4.3	19,155	11,296	1.7	230	24	9.6	6,136	1,338	4.6	100	54	1.9
110	Cumilla RWH	Sarail	25,200	6,093	4.1	36,015	11,973	3.0	100	32	3.1	4,361	1,589	2.7	0	76	0.0
111	Cumilla RWH	Shahrasti	28,500	4,558	6.3	20,280	6,864	3.0	140	13	10.8	3,887	2,158	1.8	150	40	3.8
112	Cumilla RWH	Titas	13,900	10,285	1.4	46,650	4,858	9.6	105	40	2.6	2,335	1,380	1.7	250	23	10.9
113	Dhaka CWH	Araihazar	6,600	15,652	0.4	0	19,377	0.0	100	59	1.7	10	2,476	0.0	0	95	0.0
114	Dhaka CWH	Bandar	1,200	42,238	0.0	46,425	18,374	2.5	124	61	2.0	7,253	2,683	2.7	0	75	0.0
115	Dhaka CWH	Belabo	10,500	11,788	0.9	29,100	11,266	2.6	12	36	0.3	2,514	1,257	2.0	100	59	1.7
116	Dhaka CWH	Daulatpur	10,300	14,757	0.7	26,385	10,791	2.4	3	19	0.2	2,119	997	2.1	0	59	0.0
117	Dhaka CWH	Dhamrai	15,900	23,028	0.7	268,893	25,210	10.7	6	81	0.1	3,422	1,878	1.8	0	77	0.0
118	Dhaka CWH	Dohar	19,652	12,069	1.6	22,038	8,244	2.7	71	22	3.2	1,554	673	2.3	0	71	0.0
119	Dhaka CWH	Gazaria	11,600	5,797	2.0	8,690	6,074	1.4	18	13	1.4	1,261	535	2.4	205	14	14.6
120	Dhaka CWH	Gazipur Sadar	91,200	51,177	1.8	67,470	30,431	2.2	47	73	0.6	5,300	3,082	1.7	0	166	0.0
121	Dhaka CWH	Ghior	21,600	20,853	1.0	69,900	10,906	6.4	10	15	0.7	2,396	1,095	2.2	0	53	0.0
122	Dhaka CWH	Harirampur	600	12,995	0.0	12,495	6,465	1.9	28	10	2.8	1,034	667	1.6	200	64	3.1
123	Dhaka CWH	Kaliakair	50,700	15,458	3.3	34,590	18,424	1.9	52	25	2.1	1,327	664	2.0	0	58	0.0
124	Dhaka CWH	Kaliganj	55,200	32,491	1.7	52,490	16,215	3.2	104	20	5.2	2,632	1,292	2.0	50	26	1.9
125	Dhaka CWH	Kapasia	40,300	19,029	2.1	33,995	16,266	2.1	0	33	0.0	1,855	824	2.3	0	28	0.0

SL	Warehouse Name	Upazila Name	Condom			Shukhi			IUD			Injectables			Implant		
			CBL	AMD	MOS	CBL	AMD	MOS	CBL	AMD	MOS	CBL	AMD	MOS	CBL	AMD	MOS
126	Dhaka CWH	Keraniganj	77,428	50,028	1.5	91,065	30,723	3.0	101	166	0.6	10,273	4,673	2.2	454	193	2.4
127	Dhaka CWH	Lohajang	9,900	15,201	0.7	32,280	9,505	3.4	63	26	2.4	1,944	1,067	1.8	550	49	11.2
128	Dhaka CWH	Manikganj Sadar	47,400	36,403	1.3	51,795	17,205	3.0	61	37	1.6	4,590	2,139	2.1	0	106	0.0
129	Dhaka CWH	Manohardi	8,300	20,317	0.4	34,273	15,054	2.3	0	60	0.0	5,460	2,511	2.2	0	55	0.0
130	Dhaka CWH	Mirpur	5,500	112,797	0.0	106,935	50,573	2.1	30	250	0.1	805	12,716	0.1	10	382	0.0
131	Dhaka CWH	Munshiganj Sadar	27,700	25,863	1.1	57,030	18,036	3.2	24	30	0.8	3,641	1,734	2.1	20	72	0.3
132	Dhaka CWH	Narayanganj Sadar	270	68,469	0.0	30,945	56,501	0.5	178	96	1.9	16,440	9,190	1.8	27	162	0.2
133	Dhaka CWH	Narsingdi Sadar	76,834	60,967	1.3	154,740	55,323	2.8	59	123	0.5	22,294	9,301	2.4	50	140	0.4
134	Dhaka CWH	Nawabganj	44,000	20,671	2.1	26,676	12,443	2.1	15	33	0.5	2,259	1,020	2.2	0	71	0.0
135	Dhaka CWH	Palash	15,300	8,262	1.9	27,540	10,582	2.6	0	36	0.0	2,651	1,312	2.0	0	47	0.0
136	Dhaka CWH	Roypura	20,200	52,035	0.4	65,610	19,491	3.4	50	102	0.5	12,772	5,448	2.3	365	31	11.8
137	Dhaka CWH	Rupganj	47,400	41,907	1.1	88,210	34,753	2.5	56	57	1.0	6,726	3,404	2.0	0	79	0.0
138	Dhaka CWH	Saturia	2,200	8,092	0.3	11,355	8,706	1.3	38	27	1.4	1,392	789	1.8	0	78	0.0
139	Dhaka CWH	Savar	22,700	54,224	0.4	177,825	38,090	4.7	29	87	0.3	8,364	3,906	2.1	0	100	0.0
140	Dhaka CWH	Serajdikhan	13,900	21,026	0.7	50,135	20,502	2.4	135	40	3.4	3,124	1,563	2.0	300	39	7.7
141	Dhaka CWH	Shibalaya	0	14,657	0.0	79,200	9,681	8.2	30	21	1.4	2,875	1,412	2.0	0	55	0.0
142	Dhaka CWH	Shibpur	7,700	24,042	0.3	35,638	18,147	2.0	3	66	0.0	6,276	2,716	2.3	0	131	0.0
143	Dhaka CWH	Singair	3,900	22,427	0.2	42,415	14,433	2.9	50	22	2.3	2,323	1,058	2.2	0	46	0.0
144	Dhaka CWH	Sonargaon	44,400	26,196	1.7	71,415	25,270	2.8	11	38	0.3	6,027	3,031	2.0	10	103	0.1
145	Dhaka CWH	Sreenagar	25,900	30,303	0.9	44,730	26,841	1.7	150	55	2.7	3,916	2,034	1.9	100	39	2.6
146	Dhaka CWH	Sreepur	18,300	31,843	0.6	45,237	27,705	1.6	15	38	0.4	4,172	2,031	2.1	128	85	1.5
147	Dhaka CWH	Tejgaon	82,400	164,136	0.5	1,145,400	124,846	9.2	199	400	0.5	440	22,425	0.0	89	477	0.2
148	Dhaka CWH	Tongi	61,800	40,878	1.5	27,625	13,193	2.1	160	58	2.8	3,474	1,715	2.0	145	149	1.0
149	Dhaka CWH	Tongibari	17,200	12,163	1.4	94,665	9,674	9.8	5	10	0.5	1,056	465	2.3	0	25	0.0
150	Dinajpur RWH	Atwari	11,400	5,661	2.0	27,197	11,041	2.5	8	17	0.5	3,036	1,049	2.9	0	36	0.0

SL	Warehouse Name	Upazila Name	Condom			Shukhi			IUD			Injectables			Implant		
			CBL	AMD	MOS	CBL	AMD	MOS	CBL	AMD	MOS	CBL	AMD	MOS	CBL	AMD	MOS
151	Dinajpur RWH	Baliadangi	11,300	2,955	3.8	23,850	8,865	2.7	17	6	2.8	3,901	1,931	2.0	0	77	0.0
152	Dinajpur RWH	Biral	14,800	11,203	1.3	20,175	17,503	1.2	20	18	1.1	3,926	1,472	2.7	0	129	0.0
153	Dinajpur RWH	Birampur	6,900	5,200	1.3	20,760	6,900	3.0	29	17	1.7	1,828	426	4.3	0	68	0.0
154	Dinajpur RWH	Birganj	15,700	7,561	2.1	42,260	22,874	1.8	30	37	0.8	5,541	1,653	3.4	0	247	0.0
155	Dinajpur RWH	Bochaganj	6,644	6,477	1.0	20,142	12,106	1.7	31	36	0.9	2,355	764	3.1	0	102	0.0
156	Dinajpur RWH	Boda	12,700	6,021	2.1	43,110	19,947	2.2	32	17	1.9	5,471	2,520	2.2	0	150	0.0
157	Dinajpur RWH	Chirirbandar	10,800	5,045	2.1	31,275	15,173	2.1	1	19	0.1	3,274	1,244	2.6	0	115	0.0
158	Dinajpur RWH	Debiganj	4,200	8,866	0.5	28,275	27,187	1.0	0	30	0.0	4,915	3,395	1.4	0	61	0.0
159	Dinajpur RWH	Dinajpur Sadar	33,700	19,295	1.7	55,275	21,048	2.6	21	55	0.4	10,404	3,964	2.6	30	376	0.1
160	Dinajpur RWH	Fulbari	8,400	4,313	1.9	17,280	6,362	2.7	31	24	1.3	444	230	1.9	0	71	0.0
161	Dinajpur RWH	Haripur	10,400	5,013	2.1	19,470	9,112	2.1	5	7	0.7	2,852	1,376	2.1	0	44	0.0
162	Dinajpur RWH	Kaharole	7,200	3,125	2.3	15,713	8,825	1.8	22	16	1.4	2,039	654	3.1	0	76	0.0
163	Dinajpur RWH	Khansama	960	3,497	0.3	7,005	13,166	0.5	1	17	0.1	2,537	1,170	2.2	59	129	0.5
164	Dinajpur RWH	Nawabganj	13,800	8,210	1.7	38,490	13,721	2.8	40	11	3.6	5,823	1,318	4.4	0	77	0.0
165	Dinajpur RWH	Panchagarh Sadar	14,320	9,243	1.5	37,167	17,341	2.1	26	22	1.2	5,657	2,292	2.5	0	101	0.0
166	Dinajpur RWH	Parbatipur	27,960	13,102	2.1	46,418	18,764	2.5	111	53	2.1	7,055	2,779	2.5	40	156	0.3
167	Dinajpur RWH	Pirganj	7,300	7,380	1.0	18,660	16,576	1.1	6	21	0.3	4,502	1,871	2.4	50	99	0.5
168	Dinajpur RWH	Ranisankail	7,720	4,877	1.6	27,495	13,311	2.1	14	13	1.1	2,963	1,250	2.4	0	77	0.0
169	Dinajpur RWH	Tentulia	3,800	6,375	0.6	18,135	10,444	1.7	4	18	0.2	2,261	564	4.0	0	41	0.0
170	Dinajpur RWH	Thakurgaon Sadar	20,500	18,350	1.1	29,340	32,864	0.9	155	60	2.6	10,075	6,049	1.7	0	237	0.0
171	Faridpur RWH	Agailjhara	7,710	8,904	0.9	13,312	7,820	1.7	2	17	0.1	1,567	635	2.5	0	42	0.0
172	Faridpur RWH	Alfadanga	14,200	24,781	0.6	16,905	7,912	2.1	3	17	0.2	1,869	782	2.4	0	36	0.0
173	Faridpur RWH	Babuganj	9,300	4,770	1.9	6,450	6,388	1.0	0	30	0.0	1,445	665	2.2	0	45	0.0
174	Faridpur RWH	Baliakandi	25,500	23,895	1.1	29,115	12,424	2.3	21	41	0.5	3,672	1,223	3.0	0	76	0.0
175	Faridpur RWH	Banari Para	8,800	6,641	1.3	19,790	6,775	2.9	0	16	0.0	3,007	611	4.9	0	45	0.0

SL	Warehouse Name	Upazila Name	Condom			Shukhi			IUD			Injectables			Implant		
			CBL	AMD	MOS	CBL	AMD	MOS	CBL	AMD	MOS	CBL	AMD	MOS	CBL	AMD	MOS
176	Faridpur RWH	Barishal Sadar (kotwali)	3,300	30,285	0.1	16,920	16,173	1.0	0	56	0.0	7,146	3,548	2.0	0	126	0.0
177	Faridpur RWH	Bhanga	6,700	20,730	0.3	6,915	13,548	0.5	10	45	0.2	1,767	745	2.4	0	70	0.0
178	Faridpur RWH	Bhedarganj	9,000	14,303	0.6	17,745	8,907	2.0	0	42	0.0	4,104	1,718	2.4	0	57	0.0
179	Faridpur RWH	Boalmari	9,700	30,795	0.3	27,235	12,796	2.1	2	35	0.1	3,878	1,474	2.6	0	88	0.0
180	Faridpur RWH	Char Bhadrasan	7,100	7,244	1.0	5,874	1,731	3.4	1	9	0.1	1,324	227	5.8	0	31	0.0
181	Faridpur RWH	Damudya	8,808	4,606	1.9	11,265	3,526	3.2	0	17	0.0	2,118	411	5.2	22	22	1.0
182	Faridpur RWH	Faridpur Sadar	32,900	37,804	0.9	18,575	14,909	1.2	48	48	1.0	4,208	2,742	1.5	0	166	0.0
183	Faridpur RWH	Gaurnadi	12,100	9,005	1.3	19,980	9,750	2.0	0	11	0.0	2,935	1,097	2.7	0	41	0.0
184	Faridpur RWH	Goalanda	29,400	19,158	1.5	13,035	5,889	2.2	11	11	1.0	3,880	1,678	2.3	0	57	0.0
185	Faridpur RWH	Gopalganj Sadar	27,531	26,419	1.0	21,922	8,549	2.6	106	54	2.0	2,813	1,160	2.4	0	77	0.0
186	Faridpur RWH	Gosairhat	10,800	10,076	1.1	10,400	6,999	1.5	0	37	0.0	2,216	895	2.5	30	35	0.9
187	Faridpur RWH	Jhalokati Sadar	16,900	6,573	2.6	8,430	7,041	1.2	3	29	0.1	1,634	863	1.9	0	79	0.0
188	Faridpur RWH	Kalkini	12,300	9,554	1.3	14,340	9,291	1.5	5	31	0.2	3,405	1,267	2.7	0	97	0.0
189	Faridpur RWH	Kashiani	8,600	19,081	0.5	26,675	11,490	2.3	130	18	7.2	2,248	1,044	2.2	0	54	0.0
190	Faridpur RWH	Kotalipara	21,900	8,328	2.6	29,265	12,387	2.4	51	12	4.3	1,628	715	2.3	0	44	0.0
191	Faridpur RWH	Madaripur Sadar	14,700	14,991	1.0	27,990	12,811	2.2	24	66	0.4	8,678	4,353	2.0	0	118	0.0
192	Faridpur RWH	Madhukhali	12,300	16,225	0.8	28,350	14,781	1.9	3	62	0.0	3,397	1,342	2.5	0	78	0.0
193	Faridpur RWH	Muksudpur	15,400	22,965	0.7	27,435	15,919	1.7	0	32	0.0	3,136	1,788	1.8	0	75	0.0
194	Faridpur RWH	Nagarkanda	13,500	16,195	0.8	20,805	9,859	2.1	18	27	0.7	1,979	573	3.5	0	39	0.0
195	Faridpur RWH	Naria	7,308	6,639	1.1	24,525	8,369	2.9	7	19	0.4	3,548	732	4.8	72	54	1.3
196	Faridpur RWH	Nesarabad (swarupkati)	3,000	11,318	0.3	13,755	11,781	1.2	5	30	0.2	2,745	1,032	2.7	0	68	0.0
197	Faridpur RWH	Pangsha	30,200	37,812	0.8	40,620	20,138	2.0	43	41	1.0	7,806	2,332	3.3	0	152	0.0
198	Faridpur RWH	Rajbari Sadar	16,700	36,121	0.5	29,895	12,833	2.3	10	114	0.1	5,711	2,465	2.3	10	188	0.1
199	Faridpur RWH	Rajoir	8,900	14,808	0.6	12,560	11,637	1.1	28	22	1.3	2,569	1,497	1.7	0	39	0.0
200	Faridpur RWH	Sadarpur	14,500	12,078	1.2	13,655	5,999	2.3	6	24	0.3	2,126	580	3.7	6	58	0.1

SL	Warehouse Name	Upazila Name	Condom			Shukhi			IUD			Injectables			Implant		
			CBL	AMD	MOS	CBL	AMD	MOS	CBL	AMD	MOS	CBL	AMD	MOS	CBL	AMD	MOS
201	Faridpur RWH	Saltha	8,390	10,561	0.8	13,755	5,924	2.3	21	33	0.6	1,436	558	2.6	0	35	0.0
202	Faridpur RWH	Shariatpur Sadar	9,500	11,233	0.8	11,640	7,534	1.5	5	42	0.1	2,604	863	3.0	0	56	0.0
203	Faridpur RWH	Shib Char	23,000	27,617	0.8	27,360	18,689	1.5	0	81	0.0	7,000	2,997	2.3	0	97	0.0
204	Faridpur RWH	Tungipara	7,200	8,601	0.8	9,195	3,854	2.4	21	14	1.5	1,192	439	2.7	0	27	0.0
205	Faridpur RWH	Wazirpur	8,700	12,892	0.7	28,140	13,366	2.1	2	21	0.1	2,551	878	2.9	0	86	0.0
206	Faridpur RWH	Zanjira	14,600	7,780	1.9	9,535	4,823	2.0	8	31	0.3	3,508	567	6.2	14	57	0.2
207	Jamalpur RWH	Bakshiganj	11,100	9,568	1.2	17,700	9,823	1.8	4	28	0.1	1,533	808	1.9	5	56	0.1
208	Jamalpur RWH	Char Rajibpur	15,000	15,035	1.0	20,175	5,820	3.5	12	6	2.0	4,463	1,257	3.6	22	21	1.0
209	Jamalpur RWH	Dewanganj	9,400	14,301	0.7	17,420	15,840	1.1	1	27	0.0	5,235	3,246	1.6	5	139	0.0
210	Jamalpur RWH	Islampur	23,600	18,620	1.3	51,664	22,249	2.3	29	70	0.4	4,211	2,028	2.1	0	67	0.0
211	Jamalpur RWH	Jamalpur Sadar	29,500	28,581	1.0	48,455	39,192	1.2	5	114	0.0	7,816	4,559	1.7	45	146	0.3
212	Jamalpur RWH	Jhenaigati	10,360	8,415	1.2	37,946	13,759	2.8	19	13	1.5	2,596	1,305	2.0	28	79	0.4
213	Jamalpur RWH	Madarganj	2,600	13,476	0.2	27,360	13,166	2.1	86	61	1.4	2,370	955	2.5	0	113	0.0
214	Jamalpur RWH	Melandaha	10,200	16,379	0.6	163,080	21,624	7.5	31	37	0.8	4,700	2,490	1.9	0	65	0.0
215	Jamalpur RWH	Nakla	10,300	9,768	1.1	28,845	13,015	2.2	3	28	0.1	2,807	1,350	2.1	4	109	0.0
216	Jamalpur RWH	Nalitabari	16,000	10,470	1.5	59,310	12,853	4.6	40	13	3.1	2,135	1,103	1.9	0	86	0.0
217	Jamalpur RWH	Raumari	18,700	15,138	1.2	23,595	10,170	2.3	20	13	1.5	3,501	2,198	1.6	112	42	2.7
218	Jamalpur RWH	Sarishabari	18,510	14,196	1.3	32,810	9,481	3.5	1	51	0.0	3,630	1,714	2.1	0	62	0.0
219	Jamalpur RWH	Sherpur Sadar	22,300	25,531	0.9	52,590	30,841	1.7	52	44	1.2	10,775	6,566	1.6	20	115	0.2
220	Jamalpur RWH	Sreebardi	14,904	9,781	1.5	58,365	11,102	5.3	13	6	2.2	1,835	871	2.1	10	106	0.1
221	Jashore RWH	Abhaynagar	21,700	19,363	1.1	21,165	11,370	1.9	101	34	3.0	4,499	2,376	1.9	0	80	0.0
222	Jashore RWH	Bagher Para	46,900	15,551	3.0	19,440	9,534	2.0	100	40	2.5	2,913	1,358	2.1	0	87	0.0
223	Jashore RWH	Chaugachha	25,100	20,687	1.2	18,970	9,971	1.9	54	22	2.5	2,720	1,320	2.1	36	60	0.6
224	Jashore RWH	Harinakunda	20,100	10,007	2.0	2,580	12,880	0.2	1	14	0.1	2,160	1,134	1.9	72	73	1.0
225	Jashore RWH	Jashore Sadar	6,600	44,824	0.1	10,080	32,255	0.3	46	72	0.6	8,778	8,430	1.0	35	102	0.3

SL	Warehouse Name	Upazila Name	Condom			Shukhi			IUD			Injectables			Implant		
			CBL	AMD	MOS	CBL	AMD	MOS	CBL	AMD	MOS	CBL	AMD	MOS	CBL	AMD	MOS
226	Jashore RWH	Jhenaidah Sadar	40,400	25,732	1.6	30,860	20,017	1.5	106	62	1.7	5,975	2,982	2.0	0	114	0.0
227	Jashore RWH	Jhikargachha	31,800	19,545	1.6	23,745	10,317	2.3	70	39	1.8	4,900	2,101	2.3	2	87	0.0
228	Jashore RWH	Kalia	36,100	17,318	2.1	11,100	6,975	1.6	0	19	0.0	1,475	641	2.3	0	82	0.0
229	Jashore RWH	Kaliganj	17,700	20,325	0.9	16,230	15,011	1.1	4	13	0.3	3,070	1,293	2.4	72	60	1.2
230	Jashore RWH	Keshabpur	27,000	17,451	1.5	14,100	9,889	1.4	37	19	1.9	4,235	2,449	1.7	72	77	0.9
231	Jashore RWH	Kotchandpur	19,400	6,474	3.0	13,065	4,503	2.9	20	12	1.7	2,045	867	2.4	72	27	2.7
232	Jashore RWH	Lohagara	42,100	21,905	1.9	10,350	12,275	0.8	10	30	0.3	4,511	1,563	2.9	216	53	4.1
233	Jashore RWH	Magura Sadar	49,892	23,624	2.1	22,506	20,632	1.1	101	48	2.1	5,039	3,090	1.6	0	105	0.0
234	Jashore RWH	Maheshpur	57,224	22,333	2.6	21,475	12,474	1.7	70	42	1.7	7,100	3,210	2.2	244	49	5.0
235	Jashore RWH	Manirampur	59,600	30,317	2.0	42,780	18,585	2.3	5	81	0.1	11,336	5,789	2.0	216	68	3.2
236	Jashore RWH	Mohammadpur	6,100	6,041	1.0	1,470	6,572	0.2	115	18	6.4	912	806	1.1	0	50	0.0
237	Jashore RWH	Narail Sadar	2,300	28,415	0.1	14,439	15,394	0.9	80	41	2.0	4,085	2,108	1.9	4	98	0.0
238	Jashore RWH	Shailkupa	42,600	23,972	1.8	23,220	21,264	1.1	62	25	2.5	3,172	1,531	2.1	0	124	0.0
239	Jashore RWH	Shalikhha	24,200	5,645	4.3	15,615	5,986	2.6	50	13	3.8	1,152	599	1.9	0	49	0.0
240	Jashore RWH	Sharsha	600	31,107	0.0	29,415	13,543	2.2	0	39	0.0	6,661	3,097	2.2	2	93	0.0
241	Jashore RWH	Sreepur	29,800	9,541	3.1	18,495	9,744	1.9	56	19	2.9	1,730	1,077	1.6	0	60	0.0
242	Khulna RWH	Assasuni	25,100	17,724	1.4	23,925	18,572	1.3	8	9	0.9	2,215	1,269	1.7	0	43	0.0
243	Khulna RWH	Bagerhat Sadar	36,600	21,829	1.7	36,525	15,600	2.3	52	51	1.0	4,410	1,756	2.5	0	75	0.0
244	Khulna RWH	Batiaghata	16,800	14,538	1.2	32,610	13,262	2.5	18	15	1.2	1,755	826	2.1	0	91	0.0
245	Khulna RWH	Bhandaria	10,100	10,827	0.9	21,345	6,019	3.5	1	26	0.0	2,160	960	2.3	144	21	6.9
246	Khulna RWH	Chitalmari	15,300	18,303	0.8	26,430	10,160	2.6	26	5	5.2	2,471	1,139	2.2	28	32	0.9
247	Khulna RWH	Dacope	28,000	7,974	3.5	33,045	9,176	3.6	38	11	3.5	2,504	517	4.8	30	149	0.2
248	Khulna RWH	Daulatpur	18,000	63,331	0.3	41,340	18,949	2.2	100	38	2.6	9,100	4,729	1.9	0	106	0.0
249	Khulna RWH	Debhata	6,200	10,876	0.6	16,800	7,597	2.2	10	7	1.4	1,470	502	2.9	0	26	0.0
250	Khulna RWH	Dumuria	27,200	25,053	1.1	38,875	18,161	2.1	100	56	1.8	5,858	2,107	2.8	0	186	0.0

SL	Warehouse Name	Upazila Name	Condom			Shukhi			IUD			Injectables			Implant		
			CBL	AMD	MOS	CBL	AMD	MOS	CBL	AMD	MOS	CBL	AMD	MOS	CBL	AMD	MOS
251	Khulna RWH	Fakirhat	19,900	9,163	2.2	22,920	6,481	3.5	19	8	2.4	1,707	592	2.9	0	51	0.0
252	Khulna RWH	Indurkani	3,800	4,787	0.8	9,720	4,503	2.2	4	10	0.4	1,291	592	2.2	0	18	0.0
253	Khulna RWH	Kachua	14,100	10,077	1.4	22,935	6,176	3.7	6	19	0.3	1,484	603	2.5	0	37	0.0
254	Khulna RWH	Kalaroa	5,900	24,427	0.2	38,760	9,064	4.3	3	15	0.2	3,625	1,410	2.6	0	25	0.0
255	Khulna RWH	Kaliganj	10,600	20,347	0.5	21,990	18,916	1.2	2	19	0.1	2,878	1,337	2.2	72	48	1.5
256	Khulna RWH	Kanthalia	10,700	5,352	2.0	16,845	4,547	3.7	6	12	0.5	1,522	733	2.1	56	22	2.5
257	Khulna RWH	Kawkhali	4,300	3,923	1.1	13,530	3,466	3.9	5	21	0.2	795	322	2.5	0	18	0.0
258	Khulna RWH	Khulna Sadar	91,972	85,960	1.1	54,506	22,400	2.4	105	160	0.7	9,084	4,155	2.2	41	95	0.4
259	Khulna RWH	Koyra	6,100	12,146	0.5	21,645	17,330	1.2	5	16	0.3	1,238	573	2.2	0	124	0.0
260	Khulna RWH	Mathbaria	18,400	13,369	1.4	16,485	16,570	1.0	12	50	0.2	3,100	1,563	2.0	139	26	5.3
261	Khulna RWH	Mollahat	21,600	12,285	1.8	22,815	10,971	2.1	20	8	2.5	1,499	444	3.4	0	43	0.0
262	Khulna RWH	Mongla	21,600	20,211	1.1	23,955	9,815	2.4	20	25	0.8	3,149	1,594	2.0	72	23	3.1
263	Khulna RWH	Morrelganj	17,700	22,191	0.8	27,855	20,270	1.4	3	47	0.1	4,115	2,028	2.0	0	37	0.0
264	Khulna RWH	Nazirpur	18,600	13,871	1.3	21,420	11,555	1.9	30	33	0.9	2,430	1,319	1.8	62	30	2.1
265	Khulna RWH	Paikgachha	24,400	11,814	2.1	36,360	16,131	2.3	27	21	1.3	3,400	977	3.5	0	131	0.0
266	Khulna RWH	Phultala	15,000	14,002	1.1	32,640	5,970	5.5	60	40	1.5	2,915	909	3.2	0	68	0.0
267	Khulna RWH	Pirojpur Sadar	22,822	8,885	2.6	27,839	7,605	3.7	6	40	0.2	3,091	879	3.5	32	50	0.6
268	Khulna RWH	Rajapur	13,500	7,799	1.7	12,300	4,615	2.7	50	7	7.1	1,708	651	2.6	30	16	1.9
269	Khulna RWH	Rampal	28,000	13,938	2.0	43,990	9,199	4.8	20	23	0.9	2,020	467	4.3	0	29	0.0
270	Khulna RWH	Rupsa	20,100	12,594	1.6	20,970	7,436	2.8	154	40	3.9	1,545	483	3.2	0	61	0.0
271	Khulna RWH	Sarankhola	12,600	13,981	0.9	30,990	11,342	2.7	5	9	0.6	2,810	1,453	1.9	0	39	0.0
272	Khulna RWH	Satkhira Sadar	37,800	58,801	0.6	26,065	19,977	1.3	8	33	0.2	6,799	3,997	1.7	159	55	2.9
273	Khulna RWH	Shyamnagar	2,900	19,056	0.2	5,370	21,288	0.3	9	23	0.4	2,227	983	2.3	0	69	0.0
274	Khulna RWH	Tala	9,472	17,683	0.5	37,575	18,489	2.0	10	45	0.2	4,098	2,140	1.9	0	60	0.0
275	Khulna RWH	Terokhada	27,900	14,690	1.9	23,130	8,604	2.7	25	15	1.7	1,385	366	3.8	0	83	0.0

SL	Warehouse Name	Upazila Name	Condom			Shukhi			IUD			Injectables			Implant		
			CBL	AMD	MOS	CBL	AMD	MOS	CBL	AMD	MOS	CBL	AMD	MOS	CBL	AMD	MOS
276	Kushtia RWH	Alamdanga	12,500	17,740	0.7	38,610	17,592	2.2	8	15	0.5	6,350	3,116	2.0	0	83	0.0
277	Kushtia RWH	Bheramara	100	17,396	0.0	28,905	9,383	3.1	8	10	0.8	2,689	1,646	1.6	12	25	0.5
278	Kushtia RWH	Chuadanga Sadar	10,900	20,182	0.5	43,305	12,985	3.3	1	58	0.0	6,983	3,422	2.0	2	71	0.0
279	Kushtia RWH	Damurhuda	10,900	16,598	0.7	23,205	12,183	1.9	1	16	0.1	3,210	3,359	1.0	0	43	0.0
280	Kushtia RWH	Daulatpur	0	28,975	0.0	34,950	22,627	1.5	23	6	3.8	6,627	3,653	1.8	0	24	0.0
281	Kushtia RWH	Gangni	36,600	21,934	1.7	46,980	14,654	3.2	1	26	0.0	5,641	4,460	1.3	8	44	0.2
282	Kushtia RWH	Jiban Nagar	7,300	9,225	0.8	23,160	10,398	2.2	101	28	3.6	3,701	1,979	1.9	0	56	0.0
283	Kushtia RWH	Khoksa	7,600	12,293	0.6	22,900	8,128	2.8	2	10	0.2	1,510	442	3.4	25	22	1.1
284	Kushtia RWH	Kumarkhali	6,300	19,712	0.3	23,180	11,360	2.0	53	12	4.4	4,600	2,397	1.9	0	44	0.0
285	Kushtia RWH	Kushtia Sadar	10,500	24,647	0.4	49,875	18,260	2.7	12	39	0.3	9,420	4,774	2.0	25	106	0.2
286	Kushtia RWH	Meherpur Sadar	20,000	21,467	0.9	43,005	10,095	4.3	1	22	0.0	5,964	2,699	2.2	20	38	0.5
287	Kushtia RWH	Mirpur	3,900	21,861	0.2	33,750	15,281	2.2	2	9	0.2	4,377	2,415	1.8	0	41	0.0
288	Kushtia RWH	Mujib Nagar	19,000	6,961	2.7	10,695	2,909	3.7	24	4	6.0	2,278	1,091	2.1	0	31	0.0
289	Mymensingh RWH	Atpara	17,800	7,409	2.4	24,795	10,010	2.5	24	16	1.5	2,575	670	3.8	145	74	2.0
290	Mymensingh RWH	Austagram	22,080	9,745	2.3	25,365	7,583	3.3	25	24	1.0	3,389	1,402	2.4	72	47	1.5
291	Mymensingh RWH	Bajitpur	10,280	12,997	0.8	30,510	11,333	2.7	50	30	1.7	3,695	703	5.3	0	58	0.0
292	Mymensingh RWH	Barhatta	18,800	9,972	1.9	27,660	9,553	2.9	14	4	3.5	2,944	1,413	2.1	2	35	0.1
293	Mymensingh RWH	Bhairab	3,600	14,334	0.3	44,310	14,846	3.0	0	31	0.0	4,706	1,768	2.7	0	77	0.0
294	Mymensingh RWH	Bhaluka	2,900	19,375	0.1	15,495	23,562	0.7	0	40	0.0	5,523	1,792	3.1	0	94	0.0
295	Mymensingh RWH	Dharampasha	21,600	14,385	1.5	28,800	13,193	2.2	20	17	1.2	2,500	2,034	1.2	0	115	0.0
296	Mymensingh RWH	Dhobaura	14,200	11,952	1.2	28,635	11,477	2.5	21	8	2.6	4,300	1,432	3.0	184	25	7.4
297	Mymensingh RWH	Durgapur	30,800	13,256	2.3	39,570	12,958	3.1	25	27	0.9	3,909	1,683	2.3	0	85	0.0
298	Mymensingh RWH	Fulbaria	400	18,362	0.0	4,440	24,629	0.2	7	37	0.2	3,999	1,527	2.6	0	53	0.0
299	Mymensingh RWH	Gaffargaon	200	20,169	0.0	21,255	16,838	1.3	7	26	0.3	3,250	2,103	1.5	144	64	2.3
300	Mymensingh RWH	Gauripur	8,200	14,949	0.5	24,945	16,074	1.6	4	30	0.1	4,575	1,600	2.9	0	95	0.0

SL	Warehouse Name	Upazila Name	Condom			Shukhi			IUD			Injectables			Implant		
			CBL	AMD	MOS	CBL	AMD	MOS	CBL	AMD	MOS	CBL	AMD	MOS	CBL	AMD	MOS
301	Mymensingh RWH	Haluaghat	8,500	15,071	0.6	22,500	19,015	1.2	3	26	0.1	4,723	1,690	2.8	0	64	0.0
302	Mymensingh RWH	Hossainpur	27,200	11,606	2.3	61,530	12,177	5.1	1	29	0.0	5,531	1,243	4.4	0	52	0.0
303	Mymensingh RWH	Ishwarganj	8,072	14,616	0.6	3,910	27,646	0.1	29	9	3.2	2,903	1,751	1.7	68	70	1.0
304	Mymensingh RWH	Itna	28,936	10,554	2.7	23,520	10,391	2.3	40	20	2.0	1,685	647	2.6	0	72	0.0
305	Mymensingh RWH	Kalmakanda	10,500	15,294	0.7	9,900	14,883	0.7	0	12	0.0	2,375	1,202	2.0	72	41	1.8
306	Mymensingh RWH	Karimganj	23,000	14,461	1.6	22,545	12,406	1.8	1	22	0.0	2,530	1,145	2.2	0	122	0.0
307	Mymensingh RWH	Katiadi	12,800	19,742	0.6	57,308	17,496	3.3	1	34	0.0	5,204	1,872	2.8	24	70	0.3
308	Mymensingh RWH	Kendua	2,800	12,006	0.2	13,455	16,353	0.8	5	30	0.2	3,896	1,345	2.9	18	94	0.2
309	Mymensingh RWH	Khaliajuri	25,300	4,822	5.2	33,525	4,240	7.9	35	31	1.1	2,425	505	4.8	0	56	0.0
310	Mymensingh RWH	Kishoreganj Sadar	200	18,144	0.0	72,435	18,304	4.0	1	100	0.0	6,053	2,095	2.9	0	106	0.0
311	Mymensingh RWH	Kuliar Char	26,300	10,545	2.5	38,340	10,837	3.5	20	23	0.9	4,509	1,125	4.0	0	75	0.0
312	Mymensingh RWH	Madan	5,900	11,172	0.5	16,740	11,515	1.5	28	10	2.8	1,906	726	2.6	5	64	0.1
313	Mymensingh RWH	Mithamain	15,700	11,925	1.3	28,185	7,229	3.9	54	8	6.8	1,786	263	6.8	144	50	2.9
314	Mymensingh RWH	Mohanganj	20,550	6,749	3.0	22,115	10,845	2.0	26	11	2.4	1,766	841	2.1	100	68	1.5
315	Mymensingh RWH	Muktagachha	21,200	18,985	1.1	19,665	19,341	1.0	20	22	0.9	3,058	2,002	1.5	0	92	0.0
316	Mymensingh RWH	Mymensingh Sadar	2,200	27,128	0.1	35,535	34,549	1.0	29	98	0.3	2,188	3,713	0.6	0	431	0.0
317	Mymensingh RWH	Nandail	9,200	14,269	0.6	20	21,643	0.0	1	37	0.0	2,693	2,486	1.1	0	105	0.0
318	Mymensingh RWH	Netrakona Sadar	21,100	17,116	1.2	36,765	15,148	2.4	27	8	3.4	3,986	2,446	1.6	100	75	1.3
319	Mymensingh RWH	Nikli	16,700	12,620	1.3	27,060	7,726	3.5	0	30	0.0	3,251	842	3.9	0	68	0.0
320	Mymensingh RWH	Pakundia	12,600	13,500	0.9	55,005	13,749	4.0	1	23	0.0	4,690	1,207	3.9	22	66	0.3
321	Mymensingh RWH	Phulpur	0	20,060	0.0	585	31,814	0.0	0	61	0.0	2,754	2,282	1.2	0	165	0.0
322	Mymensingh RWH	Purbadhala	16,200	13,171	1.2	25,635	11,989	2.1	23	10	2.3	3,410	1,773	1.9	0	111	0.0
323	Mymensingh RWH	Tarail	21,450	13,663	1.6	27,220	10,948	2.5	6	25	0.2	1,234	814	1.5	0	45	0.0
324	Mymensingh RWH	Trishal	800	18,359	0.0	14,100	25,911	0.5	0	33	0.0	4,880	1,753	2.8	0	78	0.0
325	Noakhali RWH	Begumganj	17,800	22,849	0.8	14,040	13,627	1.0	75	96	0.8	677	2,077	0.3	10	122	0.1

SL	Warehouse Name	Upazila Name	Condom			Shukhi			IUD			Injectables			Implant		
			CBL	AMD	MOS	CBL	AMD	MOS	CBL	AMD	MOS	CBL	AMD	MOS	CBL	AMD	MOS
326	Noakhali RWH	Chatkhil	200	5,427	0.0	7,664	4,566	1.7	50	25	2.0	2,625	782	3.4	0	40	0.0
327	Noakhali RWH	Chhagalnaiya	11,900	9,981	1.2	15,585	7,946	2.0	2	18	0.1	2,098	1,220	1.7	70	40	1.8
328	Noakhali RWH	Companiganj	2,000	9,952	0.2	7,515	8,769	0.9	2	22	0.1	2,416	1,616	1.5	50	35	1.4
329	Noakhali RWH	Daganbhuiyan	12,400	12,709	1.0	10,095	6,304	1.6	29	15	1.9	2,326	1,016	2.3	170	54	3.1
330	Noakhali RWH	Feni Sadar	14,600	18,128	0.8	26,094	20,506	1.3	100	91	1.1	7,475	4,137	1.8	120	148	0.8
331	Noakhali RWH	Fulgazi	13,600	7,343	1.9	15,030	5,359	2.8	3	17	0.2	1,175	642	1.8	100	27	3.7
332	Noakhali RWH	Hatiya	200	14,363	0.0	1,860	15,102	0.1	2	46	0.0	387	2,577	0.2	200	138	1.4
333	Noakhali RWH	Kabirhat	700	9,239	0.1	6,000	7,671	0.8	5	17	0.3	1,425	1,477	1.0	50	50	1.0
334	Noakhali RWH	Kamalnagar	14,400	9,852	1.5	60,144	6,406	9.4	40	20	2.0	7,685	2,674	2.9	0	79	0.0
335	Noakhali RWH	Lakshmipur Sadar	15,600	12,911	1.2	33,204	16,132	2.1	0	60	0.0	5,650	5,317	1.1	0	141	0.0
336	Noakhali RWH	Noakhali Sadar	6,000	20,556	0.3	6,165	16,884	0.4	33	50	0.7	1,595	3,741	0.4	0	70	0.0
337	Noakhali RWH	Parshuram	9,400	8,576	1.1	12,269	5,542	2.2	26	12	2.2	1,454	806	1.8	100	34	2.9
338	Noakhali RWH	Ramganj	8,200	6,089	1.3	11,450	5,677	2.0	40	24	1.7	2,949	1,565	1.9	100	47	2.1
339	Noakhali RWH	Ramgati	15,257	7,999	1.9	120,268	7,568	15.9	30	17	1.8	8,654	3,070	2.8	0	36	0.0
340	Noakhali RWH	Roypur	14,600	3,966	3.7	38,340	8,746	4.4	0	26	0.0	3,900	1,500	2.6	100	58	1.7
341	Noakhali RWH	Senbagh	4,300	9,389	0.5	12,375	8,736	1.4	26	22	1.2	2,632	1,228	2.1	0	51	0.0
342	Noakhali RWH	Sonagazi	3,600	8,819	0.4	168,225	11,661	14.4	40	25	1.6	4,600	2,357	2.0	50	53	0.9
343	Noakhali RWH	Sonaimuri	20,400	8,712	2.3	58,125	6,027	9.6	57	13	4.4	3,260	1,383	2.4	50	61	0.8
344	Noakhali RWH	Subarnachar	1,900	8,529	0.2	9,600	10,289	0.9	5	7	0.7	2,685	1,378	1.9	10	72	0.1
345	Pabna RWH	Atgharia	400	5,884	0.1	16,920	8,973	1.9	7	19	0.4	1,431	511	2.8	5	28	0.2
346	Pabna RWH	Belkuchi	6,700	27,982	0.2	29,310	23,949	1.2	4	31	0.1	8,040	1,897	4.2	100	42	2.4
347	Pabna RWH	Bera	9,600	8,221	1.2	18,450	13,365	1.4	51	51	1.0	2,567	1,364	1.9	20	35	0.6
348	Pabna RWH	Bhangura	11,000	8,865	1.2	33,695	6,897	4.9	24	15	1.6	504	207	2.4	20	27	0.7
349	Pabna RWH	Chatmohar	5,200	21,557	0.2	100,470	23,368	4.3	45	42	1.1	1,973	1,082	1.8	50	60	0.8
350	Pabna RWH	Faridpur	6,300	5,852	1.1	28,800	4,448	6.5	1	17	0.1	2,151	876	2.5	0	39	0.0

SL	Warehouse Name	Upazila Name	Condom			Shukhi			IUD			Injectables			Implant		
			CBL	AMD	MOS	CBL	AMD	MOS	CBL	AMD	MOS	CBL	AMD	MOS	CBL	AMD	MOS
351	Pabna RWH	Ishwardi	176	19,571	0.0	29,475	15,894	1.9	3	41	0.1	2,759	2,072	1.3	25	96	0.3
352	Pabna RWH	Kamarkhanda	100	8,184	0.0	16,785	7,877	2.1	13	34	0.4	4,682	1,106	4.2	0	48	0.0
353	Pabna RWH	Kazipur	25,200	18,742	1.3	32,115	15,027	2.1	31	48	0.6	4,144	2,358	1.8	10	108	0.1
354	Pabna RWH	Pabna Sadar	7,200	48,158	0.1	67,800	57,341	1.2	95	106	0.9	1,200	9,671	0.1	100	117	0.9
355	Pabna RWH	Royganj	6,900	15,012	0.5	36,720	21,278	1.7	14	59	0.2	4,200	2,067	2.0	0	70	0.0
356	Pabna RWH	Santhia	7,260	13,585	0.5	44,325	24,397	1.8	2	40	0.1	7,700	4,072	1.9	0	70	0.0
357	Pabna RWH	Shahjampur	2,300	51,138	0.0	71,070	31,562	2.3	1	124	0.0	16,330	8,164	2.0	0	211	0.0
358	Pabna RWH	Sirajganj Sadar	35,200	25,364	1.4	18,090	23,871	0.8	1	59	0.0	8,050	3,720	2.2	10	105	0.1
359	Pabna RWH	Sujanagar	7,300	15,145	0.5	88,230	15,942	5.5	2	29	0.1	5,428	3,082	1.8	0	68	0.0
360	Pabna RWH	Tarash	10,200	10,832	0.9	36,255	16,834	2.2	101	38	2.7	2,376	823	2.9	0	57	0.0
361	Pabna RWH	Ullah Para	300	34,965	0.0	48,210	44,371	1.1	181	118	1.5	9,000	4,276	2.1	0	74	0.0
362	Patuakhali RWH	Amtali	9,700	11,953	0.8	38,430	19,589	2.0	49	14	3.5	3,484	1,896	1.8	0	129	0.0
363	Patuakhali RWH	Bakerganj	14,016	18,996	0.7	27,015	17,070	1.6	50	34	1.5	3,878	2,074	1.9	0	111	0.0
364	Patuakhali RWH	Bamna	1,700	3,106	0.5	9,375	4,450	2.1	25	17	1.5	550	212	2.6	0	53	0.0
365	Patuakhali RWH	Barguna Sadar	11,000	10,677	1.0	28,275	15,031	1.9	10	58	0.2	5,300	3,821	1.4	0	120	0.0
366	Patuakhali RWH	Bauphal	280	11,152	0.0	34,860	17,254	2.0	20	39	0.5	3,350	2,281	1.5	0	58	0.0
367	Patuakhali RWH	Betagi	2,000	4,805	0.4	13,035	5,405	2.4	5	10	0.5	1,278	642	2.0	0	39	0.0
368	Patuakhali RWH	Dashmina	2,100	3,474	0.6	13,020	5,293	2.5	0	24	0.0	1,036	826	1.3	0	49	0.0
369	Patuakhali RWH	Dumki	1,500	3,846	0.4	8,085	3,139	2.6	5	8	0.6	768	448	1.7	100	16	6.3
370	Patuakhali RWH	Galachipa	4,068	8,397	0.5	40,215	20,123	2.0	16	16	1.0	6,507	3,368	1.9	10	58	0.2
371	Patuakhali RWH	Kalapara	2,444	10,596	0.2	30,660	14,866	2.1	30	43	0.7	5,592	3,401	1.6	130	60	2.2
372	Patuakhali RWH	Mirzaganj	4,400	7,470	0.6	14,545	7,038	2.1	12	9	1.3	992	621	1.6	100	31	3.2
373	Patuakhali RWH	Nalchity	2,500	6,140	0.4	14,655	6,675	2.2	27	14	1.9	2,712	1,424	1.9	112	34	3.3
374	Patuakhali RWH	Patharghata	1,800	7,299	0.2	13,935	8,769	1.6	11	22	0.5	2,136	1,322	1.6	0	94	0.0
375	Patuakhali RWH	Patuakhali Sadar	5,748	15,098	0.4	21,735	14,659	1.5	65	76	0.9	7,405	3,454	2.1	28	78	0.4

SL	Warehouse Name	Upazila Name	Condom			Shukhi			IUD			Injectables			Implant		
			CBL	AMD	MOS	CBL	AMD	MOS	CBL	AMD	MOS	CBL	AMD	MOS	CBL	AMD	MOS
376	Rajshahi RWH	Bagatipara	21,800	16,627	1.3	20,625	7,477	2.8	13	6	2.2	822	405	2.0	0	45	0.0
377	Rajshahi RWH	Bagha	32,400	23,946	1.4	8,235	11,352	0.7	20	14	1.4	2,859	1,466	2.0	0	51	0.0
378	Rajshahi RWH	Baghmara	33,000	39,766	0.8	35,685	33,541	1.1	15	69	0.2	4,528	2,331	1.9	0	74	0.0
379	Rajshahi RWH	Baraigram	61,200	23,594	2.6	38,475	20,000	1.9	7	45	0.2	5,102	2,628	1.9	20	81	0.2
380	Rajshahi RWH	Bholahat	25,300	8,479	3.0	40,425	5,460	7.4	19	5	3.8	1,304	696	1.9	0	18	0.0
381	Rajshahi RWH	Boalia	90,000	38,953	2.3	26,160	11,548	2.3	86	62	1.4	6,300	2,830	2.2	50	84	0.6
382	Rajshahi RWH	Chapai Nababganj Sadar	42,000	41,879	1.0	38,535	20,104	1.9	17	61	0.3	6,310	3,780	1.7	0	59	0.0
383	Rajshahi RWH	Charghat	21,600	20,957	1.0	14,130	12,958	1.1	4	14	0.3	1,533	812	1.9	0	44	0.0
384	Rajshahi RWH	Durgapur	44,700	16,074	2.8	19,785	8,959	2.2	19	8	2.4	1,600	563	2.8	0	36	0.0
385	Rajshahi RWH	Godagari	27,600	36,054	0.8	47,520	16,327	2.9	14	23	0.6	3,633	3,454	1.1	0	41	0.0
386	Rajshahi RWH	Gomastapur	62,100	19,489	3.2	38,880	13,486	2.9	30	15	2.0	909	1,560	0.6	0	25	0.0
387	Rajshahi RWH	Gurudaspur	49,202	26,442	1.9	35,940	18,164	2.0	19	10	1.9	3,064	1,492	2.1	0	64	0.0
388	Rajshahi RWH	Lalpur	14,300	29,068	0.5	65,775	18,306	3.6	3	18	0.2	3,508	1,937	1.8	0	81	0.0
389	Rajshahi RWH	Mohanpur	31,200	14,613	2.1	38,460	12,756	3.0	11	5	2.2	3,626	2,111	1.7	0	62	0.0
390	Rajshahi RWH	Nachole	32,700	10,417	3.1	18,525	6,083	3.0	7	4	1.8	2,100	1,109	1.9	0	18	0.0
391	Rajshahi RWH	Natore Sadar	94,200	32,604	2.9	36,690	17,539	2.1	110	94	1.2	3,127	1,695	1.8	85	156	0.5
392	Rajshahi RWH	Paba	41,800	40,892	1.0	41,634	14,843	2.8	11	6	1.8	6,439	3,954	1.6	0	44	0.0
393	Rajshahi RWH	Puthia	55,280	15,263	3.6	30,015	13,799	2.2	4	15	0.3	2,310	1,279	1.8	0	43	0.0
394	Rajshahi RWH	Shibganj	59,100	30,208	2.0	69,120	20,083	3.4	61	29	2.1	5,163	2,523	2.0	0	44	0.0
395	Rajshahi RWH	Singra	40,680	30,994	1.3	21,930	29,374	0.7	64	28	2.3	4,794	2,341	2.0	5	127	0.0
396	Rajshahi RWH	Tanore	25,800	14,246	1.8	23,235	15,172	1.5	29	21	1.4	2,107	1,125	1.9	0	156	0.0
397	Rangamati RWH	Baghaichhari	6,000	9,148	0.7	7,455	5,665	1.3	6	8	0.8	1,190	396	3.0	5	20	0.3
398	Rangamati RWH	Barkal	10,000	4,537	2.2	13,695	3,212	4.3	46	4	11.5	1,680	420	4.0	15	13	1.2
399	Rangamati RWH	Belai Chhari	6,364	1,800	3.5	4,790	2,258	2.1	14	3	4.7	272	118	2.3	10	19	0.5
400	Rangamati RWH	Jurai Chhari	4,500	2,549	1.8	11,445	1,912	6.0	19	5	3.8	686	143	4.8	10	10	1.0

SL	Warehouse Name	Upazila Name	Condom			Shukhi			IUD			Injectables			Implant		
			CBL	AMD	MOS	CBL	AMD	MOS	CBL	AMD	MOS	CBL	AMD	MOS	CBL	AMD	MOS
401	Rangamati RWH	Kaptai	7,000	4,316	1.6	1,710	2,657	0.6	11	3	3.7	347	416	0.8	42	28	1.5
402	Rangamati RWH	Kawkhali (betbunia)	5,700	4,297	1.3	3,716	2,926	1.3	13	8	1.6	527	583	0.9	12	35	0.3
403	Rangamati RWH	Langadu	14,900	6,496	2.3	10,845	3,777	2.9	19	16	1.2	1,061	348	3.0	5	39	0.1
404	Rangamati RWH	Naniarchar	3,400	5,196	0.7	5,037	4,091	1.2	33	4	8.3	235	232	1.0	72	22	3.3
405	Rangamati RWH	Rajsthali	5,300	1,451	3.7	3,200	1,542	2.1	46	2	23.0	799	83	9.6	25	22	1.1
406	Rangamati RWH	Rangamati Sadar	3,200	11,772	0.3	14,190	5,819	2.4	2	32	0.1	1,501	688	2.2	18	50	0.4
407	Rangpur RWH	Aditmari	13,500	12,420	1.1	675	13,220	0.1	2	52	0.0	4,944	2,824	1.8	0	108	0.0
408	Rangpur RWH	Badarganj	21,800	12,211	1.8	21,750	21,486	1.0	48	33	1.5	4,890	2,841	1.7	0	103	0.0
409	Rangpur RWH	Bhurungamari	17,593	8,428	2.1	27,376	11,264	2.4	50	39	1.3	4,052	2,571	1.6	0	41	0.0
410	Rangpur RWH	Chilmari	10,900	5,321	2.0	13,050	9,922	1.3	21	18	1.2	2,290	987	2.3	0	58	0.0
411	Rangpur RWH	Dimla	8,300	6,489	1.3	45	20,152	0.0	8	29	0.3	4,374	2,448	1.8	120	145	0.8
412	Rangpur RWH	Domar	4,200	8,692	0.5	1,685	15,584	0.1	28	21	1.3	4,478	2,357	1.9	0	98	0.0
413	Rangpur RWH	Fulchhari	700	15,719	0.0	315	10,791	0.0	2	32	0.1	3,340	2,797	1.2	0	50	0.0
414	Rangpur RWH	Gaibandha Sadar	18,100	17,189	1.1	1,620	22,839	0.1	57	71	0.8	10,035	4,671	2.1	0	175	0.0
415	Rangpur RWH	Gangachara	11,412	11,178	1.0	21,135	19,525	1.1	101	38	2.7	6,285	4,307	1.5	0	94	0.0
416	Rangpur RWH	Gobindaganj	17,500	21,879	0.8	1,015	26,912	0.0	4	33	0.1	6,862	3,688	1.9	0	86	0.0
417	Rangpur RWH	Hatibandha	10,300	11,266	0.9	6,870	14,211	0.5	27	36	0.8	5,427	2,514	2.2	0	107	0.0
418	Rangpur RWH	Jaldhaka	1,800	15,319	0.1	40,800	21,794	1.9	0	45	0.0	6,824	3,767	1.8	0	173	0.0
419	Rangpur RWH	Kaliganj	7,300	5,828	1.3	2,880	13,871	0.2	17	35	0.5	3,649	1,768	2.1	0	95	0.0
420	Rangpur RWH	Kaunia	11,700	9,625	1.2	17,295	10,286	1.7	51	14	3.6	4,267	2,557	1.7	0	84	0.0
421	Rangpur RWH	Kishoreganj	8,900	5,055	1.8	200	15,779	0.0	18	25	0.7	2,460	1,582	1.6	2	131	0.0
422	Rangpur RWH	Kurigram Sadar	17,300	8,032	2.2	23,460	13,608	1.7	39	33	1.2	5,162	3,121	1.7	0	72	0.0
423	Rangpur RWH	Lalmonirhat Sadar	19,000	10,068	1.9	11,410	12,602	0.9	1	22	0.0	5,127	3,490	1.5	0	86	0.0
424	Rangpur RWH	Mitha Pukur	18,100	13,678	1.3	20,220	19,684	1.0	0	25	0.0	5,849	3,725	1.6	0	146	0.0
425	Rangpur RWH	Nageshwari	14,600	9,116	1.6	24,480	19,724	1.2	100	44	2.3	3,850	3,683	1.0	0	76	0.0

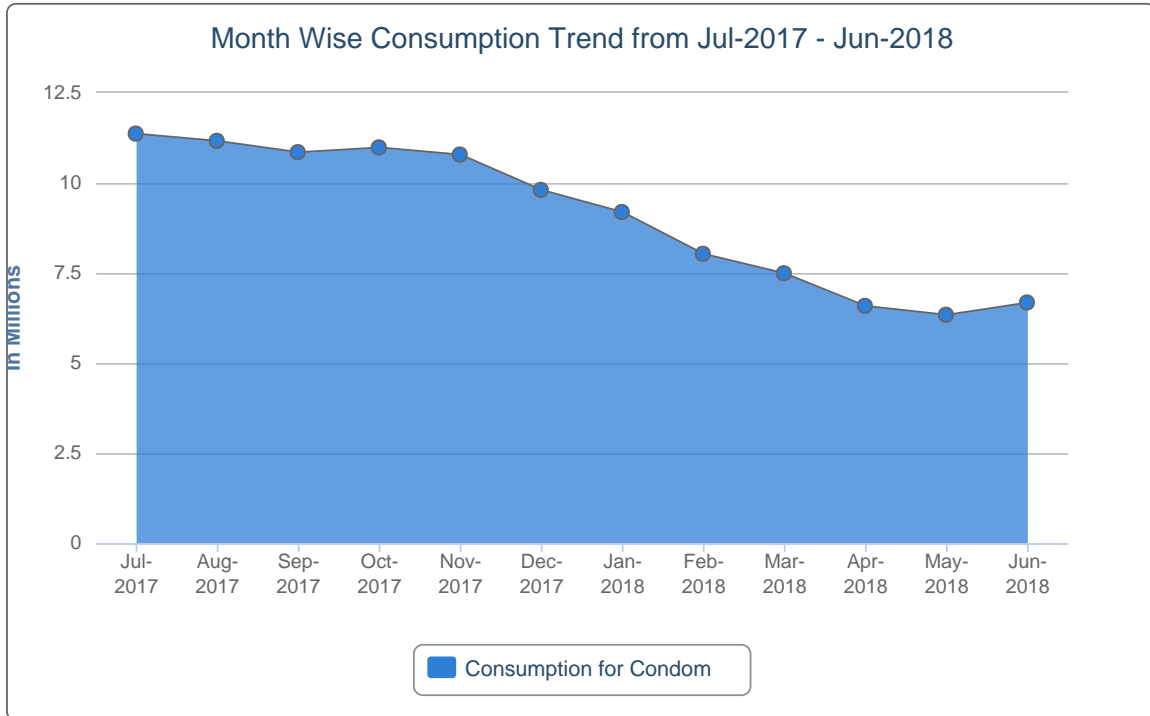
SL	Warehouse Name	Upazila Name	Condom			Shukhi			IUD			Injectables			Implant		
			CBL	AMD	MOS	CBL	AMD	MOS	CBL	AMD	MOS	CBL	AMD	MOS	CBL	AMD	MOS
426	Rangpur RWH	Nilphamari Sadar	11,300	13,275	0.9	375	30,210	0.0	26	62	0.4	7,192	4,109	1.8	0	102	0.0
427	Rangpur RWH	Palashbari	11,532	6,638	1.7	14,490	12,234	1.2	6	19	0.3	3,394	2,211	1.5	0	99	0.0
428	Rangpur RWH	Patgram	4,000	6,543	0.6	2,055	15,591	0.1	15	17	0.9	2,718	1,743	1.6	44	44	1.0
429	Rangpur RWH	Phulbari	5,100	4,935	1.0	405	11,798	0.0	9	46	0.2	4,465	2,864	1.6	0	66	0.0
430	Rangpur RWH	Pirgachha	10,000	13,073	0.8	955	13,603	0.1	5	82	0.1	6,375	3,450	1.8	0	98	0.0
431	Rangpur RWH	Pirganj	26,700	20,154	1.3	11,340	26,962	0.4	20	67	0.3	5,600	2,738	2.0	0	118	0.0
432	Rangpur RWH	Rajarhat	9,900	9,208	1.1	1,125	12,160	0.1	0	38	0.0	5,678	2,867	2.0	0	68	0.0
433	Rangpur RWH	Rangpur Sadar	25,800	20,570	1.3	58,075	25,735	2.3	125	90	1.4	8,500	6,021	1.4	0	264	0.0
434	Rangpur RWH	Sadullapur	1,200	17,610	0.1	125	20,522	0.0	1	47	0.0	7,954	4,314	1.8	0	79	0.0
435	Rangpur RWH	Saghata	5,200	10,048	0.5	4,050	14,838	0.3	11	27	0.4	3,150	1,471	2.1	0	47	0.0
436	Rangpur RWH	Saidpur	18,000	11,079	1.6	13,005	10,298	1.3	0	31	0.0	3,191	1,746	1.8	0	82	0.0
437	Rangpur RWH	Sundarganj	10,400	29,422	0.4	26	31,977	0.0	1	115	0.0	11,427	7,467	1.5	0	228	0.0
438	Rangpur RWH	Taraganj	10,800	5,472	2.0	1,560	9,919	0.2	12	12	1.0	2,233	1,147	1.9	0	83	0.0
439	Rangpur RWH	Ulipur	19,800	10,824	1.8	50,100	20,810	2.4	53	34	1.6	6,129	3,808	1.6	0	83	0.0
440	Sylhet RWH	Ajmiriganj	12,900	3,390	3.8	19,450	5,407	3.6	12	6	2.0	628	255	2.5	0	34	0.0
441	Sylhet RWH	Bahubal	17,920	3,554	5.0	21,012	5,200	4.0	0	11	0.0	1,026	438	2.3	0	39	0.0
442	Sylhet RWH	Balaganj	10,000	12,628	0.8	21,480	15,161	1.4	4	14	0.3	2,612	2,062	1.3	5	61	0.1
443	Sylhet RWH	Baniachong	41,200	9,845	4.2	48,115	13,381	3.6	6	11	0.5	3,880	847	4.6	108	56	1.9
444	Sylhet RWH	Barlekha	24,940	4,990	5.0	27,420	6,002	4.6	54	11	4.9	2,031	478	4.2	0	53	0.0
445	Sylhet RWH	Beani Bazar	14,700	9,305	1.6	17,868	6,452	2.8	34	13	2.6	1,089	604	1.8	5	44	0.1
446	Sylhet RWH	Bishwambarpur	15,600	5,756	2.7	15,940	6,974	2.3	1	9	0.1	1,426	497	2.9	2	41	0.0
447	Sylhet RWH	Bishwanath	19,200	6,607	2.9	22,529	3,988	5.6	3	19	0.2	788	421	1.9	32	48	0.7
448	Sylhet RWH	Chhatak	4,095	10,371	0.4	19,380	6,905	2.8	29	34	0.9	1,439	531	2.7	106	39	2.7
449	Sylhet RWH	Chunarughat	18,000	5,860	3.1	36,000	12,506	2.9	5	11	0.5	1,736	1,112	1.6	10	36	0.3
450	Sylhet RWH	Companiganj	800	11,568	0.1	13,965	9,003	1.6	0	4	0.0	1,761	1,379	1.3	20	50	0.4

SL	Warehouse Name	Upazila Name	Condom			Shukhi			IUD			Injectables			Implant		
			CBL	AMD	MOS	CBL	AMD	MOS	CBL	AMD	MOS	CBL	AMD	MOS	CBL	AMD	MOS
451	Sylhet RWH	Dakshin Sunamganj	17,500	7,947	2.2	20,955	7,586	2.8	1	11	0.1	1,261	679	1.9	10	45	0.2
452	Sylhet RWH	Dakshin Surma	22,500	27,861	0.8	46,275	13,939	3.3	24	11	2.2	3,006	1,395	2.2	50	38	1.3
453	Sylhet RWH	Derai	19,200	14,060	1.4	22,452	13,561	1.7	45	23	2.0	2,062	1,013	2.0	28	61	0.5
454	Sylhet RWH	Dowarabazar	12,300	6,516	1.9	28,879	12,173	2.4	19	7	2.7	1,097	1,071	1.0	0	57	0.0
455	Sylhet RWH	Fenchuganj	6,300	6,835	0.9	10,800	3,629	3.0	0	12	0.0	835	317	2.6	40	13	3.1
456	Sylhet RWH	Golapganj	33,200	14,774	2.2	34,920	6,710	5.2	3	20	0.2	1,709	615	2.8	55	62	0.9
457	Sylhet RWH	Gowainghat	5,800	11,617	0.5	17,085	10,797	1.6	0	23	0.0	791	2,994	0.3	10	38	0.3
458	Sylhet RWH	Habiganj Sadar	5,106	11,886	0.4	16,910	15,606	1.1	0	72	0.0	1,919	1,660	1.2	62	49	1.3
459	Sylhet RWH	Jagannathpur	16,100	8,974	1.8	17,220	7,909	2.2	0	21	0.0	950	511	1.9	13	62	0.2
460	Sylhet RWH	Jaintiapur	6,900	12,060	0.6	17,595	7,842	2.2	8	13	0.6	1,649	2,381	0.7	50	42	1.2
461	Sylhet RWH	Jamalganj	7,500	11,437	0.7	20,520	11,425	1.8	0	9	0.0	1,129	1,486	0.8	50	32	1.6
462	Sylhet RWH	Juri	16,000	6,717	2.4	26,895	5,464	4.9	29	22	1.3	880	462	1.9	30	41	0.7
463	Sylhet RWH	Kamalganj	300	15,002	0.0	31,185	15,754	2.0	1	35	0.0	2,140	1,061	2.0	22	61	0.4
464	Sylhet RWH	Kanaighat	16,176	12,022	1.3	27,960	15,490	1.8	8	15	0.5	2,821	2,382	1.2	110	47	2.3
465	Sylhet RWH	Kulaura	17,600	6,222	2.8	43,400	10,730	4.0	29	7	4.1	8,020	2,370	3.4	10	54	0.2
466	Sylhet RWH	Lakhai	14,800	3,566	4.2	16,260	5,976	2.7	34	1	34.0	932	336	2.8	58	18	3.2
467	Sylhet RWH	Madhabpur	14,900	12,258	1.2	35,460	18,951	1.9	16	7	2.3	1,678	840	2.0	100	49	2.0
468	Sylhet RWH	Maulvibazar Sadar	20,800	10,377	2.0	41,825	10,901	3.8	2	37	0.1	1,909	1,114	1.7	20	47	0.4
469	Sylhet RWH	Nabiganj	27,500	5,615	4.9	37,500	10,123	3.7	20	16	1.3	1,600	494	3.2	50	40	1.3
470	Sylhet RWH	Rajnagar	22,580	6,076	3.7	30,945	8,205	3.8	3	17	0.2	3,288	1,245	2.6	75	44	1.7
471	Sylhet RWH	Sreemangal	19,000	9,292	2.0	16,155	15,620	1.0	0	24	0.0	1,833	1,606	1.1	0	131	0.0
472	Sylhet RWH	Sulla	21,100	5,574	3.8	28,965	5,100	5.7	13	4	3.3	990	311	3.2	70	30	2.3
473	Sylhet RWH	Sunamganj Sadar	22,092	12,607	1.8	37,935	9,291	4.1	10	24	0.4	4,652	1,257	3.7	75	92	0.8
474	Sylhet RWH	Sylhet Sadar	6,800	33,667	0.2	147,615	34,148	4.3	23	112	0.2	5,182	9,445	0.5	12	246	0.0
475	Sylhet RWH	Tahirpur	7,600	11,333	0.7	20,400	9,468	2.2	7	8	0.9	1,006	796	1.3	0	80	0.0

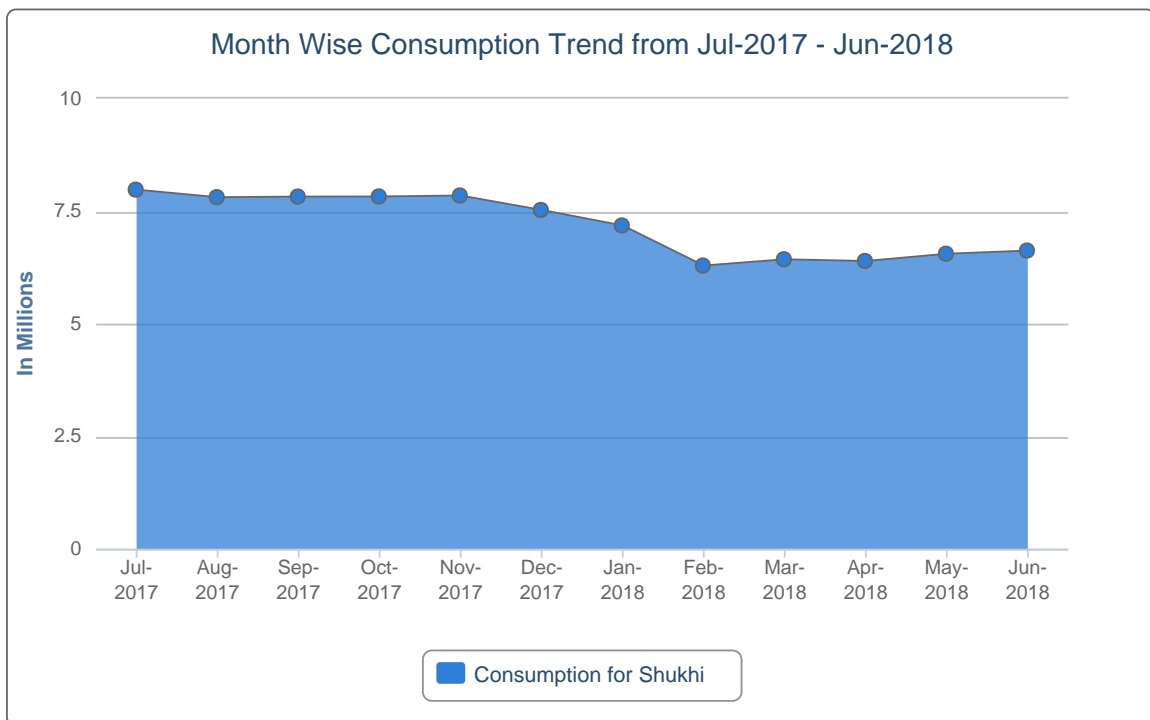
SL	Warehouse Name	Upazila Name	Condom			Shukhi			IUD			Injectables			Implant		
			CBL	AMD	MOS	CBL	AMD	MOS	CBL	AMD	MOS	CBL	AMD	MOS	CBL	AMD	MOS
476	Sylhet RWH	Zakiganj	2,660	18,502	0.1	9,681	13,232	0.7	13	9	1.4	1,643	1,512	1.1	10	68	0.1
477	Tangail RWH	Basail	3,200	10,418	0.3	193,972	16,556	11.7	0	23	0.0	5,241	1,350	3.9	0	84	0.0
478	Tangail RWH	Bhuapur	1,000	21,194	0.0	36,093	23,857	1.5	50	36	1.4	4,721	1,893	2.5	288	56	5.1
479	Tangail RWH	Chauhali	17,405	9,896	1.8	40,968	7,855	5.2	50	19	2.6	10,000	1,203	8.3	0	40	0.0
480	Tangail RWH	Delduar	300	16,979	0.0	136,482	21,572	6.3	20	29	0.7	11,020	1,272	8.7	144	43	3.3
481	Tangail RWH	Ghatail	36,000	17,912	2.0	7,860	38,424	0.2	20	37	0.5	2,850	3,789	0.8	0	106	0.0
482	Tangail RWH	Gopalpur	43,300	20,642	2.1	59,820	15,326	3.9	57	32	1.8	4,626	1,849	2.5	72	72	1.0
483	Tangail RWH	Kalihati	300	23,324	0.0	55,485	28,448	2.0	5	68	0.1	8,100	6,099	1.3	144	96	1.5
484	Tangail RWH	Madhupur	7,200	23,753	0.3	33,615	22,686	1.5	26	32	0.8	6,200	3,000	2.1	0	104	0.0
485	Tangail RWH	Mirzapur	300	20,260	0.0	9,540	27,437	0.3	0	50	0.0	5,832	1,107	5.3	72	66	1.1
486	Tangail RWH	Nagarpur	900	17,473	0.1	47,640	24,027	2.0	6	43	0.1	6,405	2,441	2.6	0	132	0.0
487	Tangail RWH	Sakhipur	0	16,828	0.0	27,450	26,013	1.1	0	23	0.0	4,423	1,144	3.9	72	55	1.3
488	Tangail RWH	Tangail Sadar	400	20,791	0.0	118,080	25,331	4.7	2	53	0.0	10,885	2,967	3.7	0	162	0.0

7. Month-wise Consumption Trend

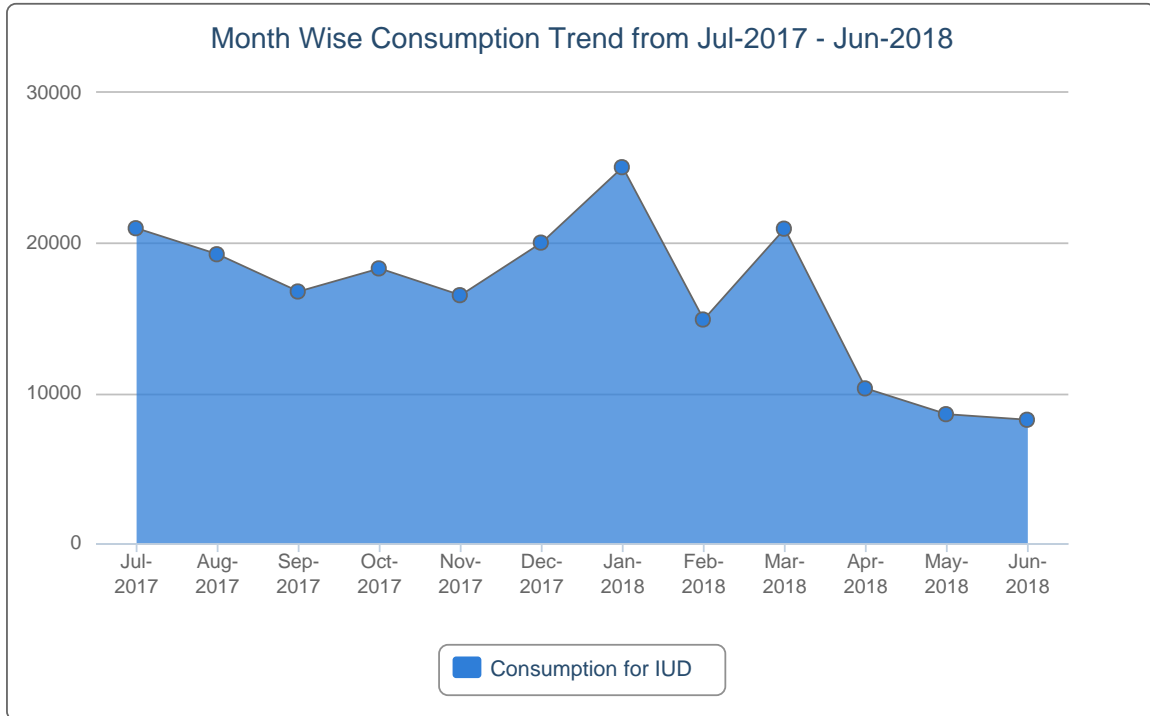
7(a).



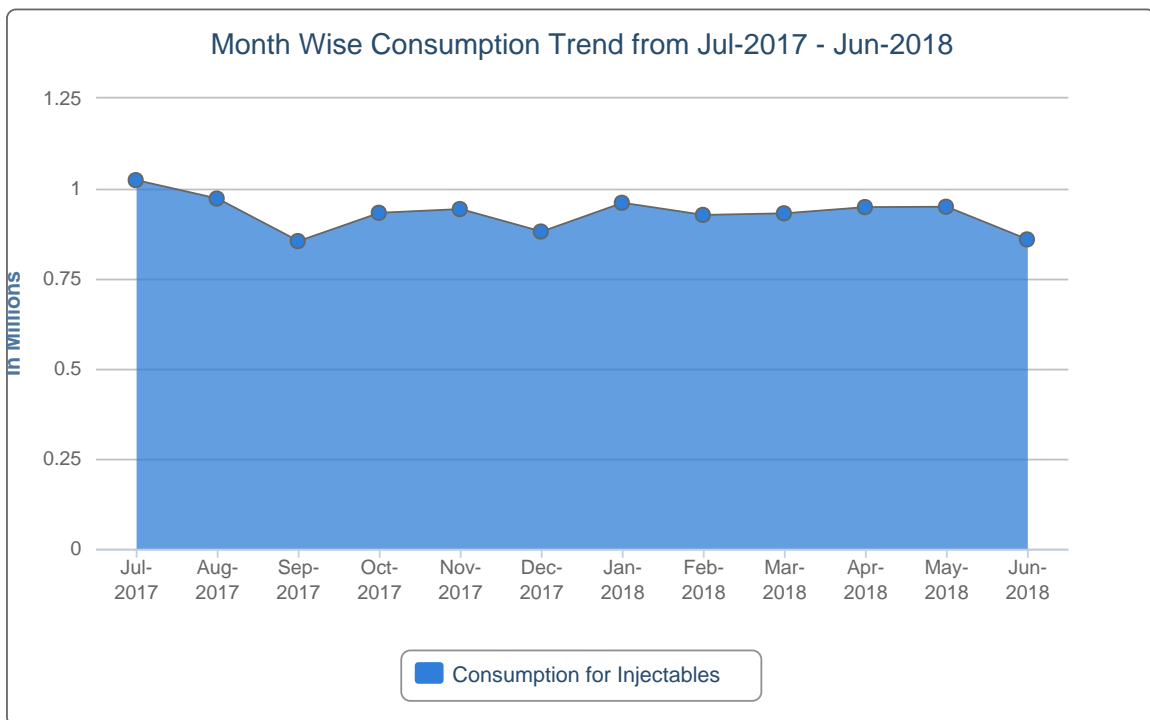
7(b).



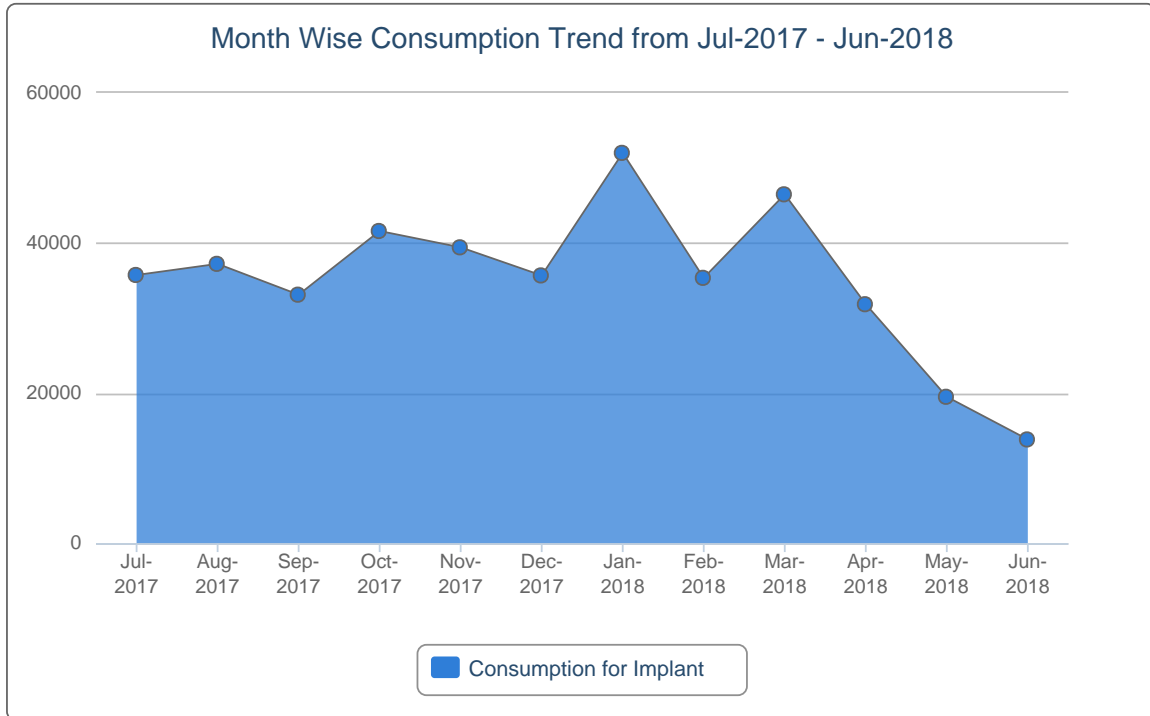
7(c).



7(d).



7(e).



8. Report on Upazila and Warehouse Having Stock Out in last month

SL	Products Name	No of Stockout WH	% of Stockout WH	No of Stockout Upazila Store	% of Stockout Upazila Store	No of Stockout Upazila Field	% of Stockout Upazila Field
1	Condom	0	0%	5	1%	0	0%
2	Shukhi	0	0%	1	0%	0	0%
3	IUD	0	0%	40	8%	1	0%
4	Injectables	0	0%	0	0%	0	0%
5	Implant (Total)	4	19%	-	-	13	3%

List of Stock Out Warehouses

SL	Commodity	Warehouse	Phone
1	Implant (Total)	Jalalpur RWH	0981-63107
2	Implant (Total)	Bandarban RWH	036162451
3	Implant (Total)	Rangpur RWH	0521-64911
4	Implant (Total)	Dhaka CWH	02-9881001

List of StockOut Upazilas

SL	Commodity	Warehouse	District	Upazila	Phone
1	Condom	Cumilla RWH	Chandpur	Haim Char, Chandpur	01711006602
2	Condom	Dhaka CWH	Manikganj	Shibalaya, Manikganj	01745653791
3	Condom	Kushtia RWH	Kushtia	Daulatpur, Kushtia	01711473547
4	Condom	Mymensingh RWH	Mymensingh	Phulpur, Mymensingh	01717078746
5	Condom	Tangail RWH	Tangail	Sakhipur, Tangail	01716778713
6	Shukhi	Dhaka CWH	Narayanganj	Araihazar, Narayanganj	01712056717
7	IUD	Chattogram RWH	Khagrachhari	Dighinala, Khagrachhari	01828825584
8	IUD	Dhaka CWH	Gazipur	Kapasias, Gazipur	01715796959
9	IUD	Dhaka CWH	Narsingdi	Manohardi, Narsingdi	01741173173
10	IUD	Dhaka CWH	Narsingdi	Palash, Narsingdi	01712078301
11	IUD	Dinajpur RWH	Panchagarh	Debiganj, Panchagarh	01716528503
12	IUD	Faridpur RWH	Barishal	Babuganj, Barishal	01712049804
13	IUD	Faridpur RWH	Barishal	Banari Para, Barishal	01924572131
14	IUD	Faridpur RWH	Barishal	Barishal Sadar (kotwali), Barishal	01715306327
15	IUD	Faridpur RWH	Barishal	Gaurnadi, Barishal	01558326834
16	IUD	Faridpur RWH	Gopalganj	Muksudpur, Gopalganj	01716107298
17	IUD	Faridpur RWH	Madaripur	Shib Char, Madaripur	01763519075
18	IUD	Faridpur RWH	Shariatpur	Bhedarganj, Shariatpur	01711282566
19	IUD	Faridpur RWH	Shariatpur	Damudya, Shariatpur	01793476218
20	IUD	Faridpur RWH	Shariatpur	Gosairhat, Shariatpur	01714234449

21	IUD	Jamalpur RWH	Kurigram	Raumari, Kurigram	01718239190
22	IUD	Jashore RWH	Jashore	Sharsha, Jashore	01718470208
23	IUD	Jashore RWH	Narail	Kalia, Narail	01911139490
24	IUD	Mymensingh RWH	Kishoregonj	Bhairab, Kishoregonj	01717564107
25	IUD	Mymensingh RWH	Kishoregonj	Nikli, Kishoreganj	01716224797
26	IUD	Mymensingh RWH	Mymensingh	Bhaluka, Mymensingh	01711076553
27	IUD	Mymensingh RWH	Mymensingh	Phulpur, Mymensingh	01717078746
28	IUD	Mymensingh RWH	Mymensingh	Trishal, Mymensingh	01764125294
29	IUD	Mymensingh RWH	Netrokona	Kalmakanda, Netrakona	01715245234
30	IUD	Noakhali RWH	Lakshmipur	Lakshmipur Sadar, Lakshmipur	01711466523
31	IUD	Noakhali RWH	Lakshmipur	Roypur, Lakshmipur	01718459380
32	IUD	Patuakhali RWH	Patuakhali	Dashmina, Patuakhali	01727802566
33	IUD	Rangpur RWH	Kurigram	Rajarhat, Kurigram	01715123095
34	IUD	Rangpur RWH	Nilphamari	Jaldhaka, Nilphamari	01716012994
35	IUD	Rangpur RWH	Nilphamari	Saidpur, Nilphamari	01718035722
36	IUD	Rangpur RWH	Rangpur	Mitha Pukur, Rangpur	01718280802
37	IUD	Sylhet RWH	Habiganj	Bahubal, Habiganj	01816593922
38	IUD	Sylhet RWH	Habiganj	Habiganj Sadar, Habiganj	01766636934
39	IUD	Sylhet RWH	Maulvibazar	Sreemangal, Maulvibazar	01712172639
40	IUD	Sylhet RWH	Sunamganj	Jagannathpur, Sunamganj	01716687919
41	IUD	Sylhet RWH	Sunamganj	Jamalganj, Sunamganj	01716815940
42	IUD	Sylhet RWH	Sylhet	Companiganj, Sylhet	01939677894
43	IUD	Sylhet RWH	Sylhet	Fenchuganj, Sylhet	01711454422
44	IUD	Sylhet RWH	Sylhet	Gowainghat, Sylhet	01712557319
45	IUD	Tangail RWH	Tangail	Basail, Tangail	01715870979
46	IUD	Tangail RWH	Tangail	Mirzapur, Tangail	01720155591
47	IUD	Tangail RWH	Tangail	Sakhipur, Tangail	01716778713
48	Implant (Total)	Dhaka CWH	Narayanganj	Bandar, Narayanganj	01711029950
49	Implant (Total)	Dhaka CWH	Narsingdi	Manohardi, Narsingdi	01741173173
50	Implant (Total)	Faridpur RWH	Barishal	Babuganj, Barishal	01712049804
51	Implant (Total)	Faridpur RWH	Barishal	Banari Para, Barishal	01924572131
52	Implant (Total)	Faridpur RWH	Rajbari	Goalanda, Rajbari	01711805728
53	Implant (Total)	Faridpur RWH	Shariatpur	Bhedarganj, Shariatpur	01711282566
54	Implant (Total)	Jamalpur RWH	Sherpur	Nalitabari, Sherpur	01715868694
55	Implant (Total)	Khulna RWH	Bagerhat	Morrelganj, Bagerhat	01711781678
56	Implant (Total)	Rangpur RWH	Gaibandha	Sadullapur, Gaibandha	01713712587
57	Implant (Total)	Rangpur RWH	Kurigram	Phulbari, Kurigram	01716884332
58	Implant (Total)	Rangpur RWH	Lalmonirhat	Hatibandha, Lalmonirhat	01712205978
59	Implant (Total)	Rangpur RWH	Nilphamari	Jaldhaka, Nilphamari	01716012994
60	Implant (Total)	Sylhet RWH	Habiganj	Ajmiriganj, Habiganj	01716810270



This report is generated with the financial support of USAID and the technical assistance from Systems for Improved Access to Pharmaceuticals and Services (SIAPS), implemented by Management Sciences for Health-MSH.

If you need more information, please visit at <https://www.scmpbd.org>