

FAMILY PLANNING MONTHLY LOGISTICS REPORT

December 2016



**Management Information System (MIS)
Directorate General of Family Planning (DGFP)**

6, Kawran Bazar, Dhaka1215

Email: dirmisfp@gmail.com, dirlsdgfp@gmail.com
www.dgfpmis.org, www.dgfplmis.org

Government of the People's Republic of Bangladesh
Directorate General of Family Planning
Management Information System (MIS)
6, Kawran Bazar, Dhaka- 1215
www.dgfp.gov.bd

Memo No. - DGFP/MIS/97/323(part-5)/2008/50/124

Date: 16 February' 2017.

Sub: Family Planning Monthly Logistics Report for the Month of December' 2016.

Family Planning Monthly Logistics Report for the Month of December' 2016 is sent herewith for your kind information & necessary action. This report is prepared on the basis of Form-7 submitted by Warehouses and Form-7B submitted by Upazila Family Planning Offices by using WIMS & UIMS operational tools. It provides useful information on monthly distribution and stock balance of all the major contraceptives & DDS Kits of Warehouse/Upazila Stores. A summary of important events happened during reporting month included in this report. For more information you are requested to visit at www.scmpbd.org web site.

Comments and suggestions for improvement of this report will be highly appreciated.


(Md. Saiful Hassan Badal)
Joint Secretary (MOHFW)
&
Director (MIS) &
Line Director (MIS-FP)
Phone: 9146262
Mail: dirmisfp@gmail.com

Memo No. - DGFP/MIS/97/323(part-5)/2008/50/124/1(100)

Date: 16 February' 2017.

Copy of the report forwarded to:

1. Secretary, Ministry of Health & Family Welfare, Bangladesh Secretariat, Dhaka.
2. Additional Secretary, Ministry of Health & Family Welfare, Bangladesh Secretariat, Dhaka.
3. Joint Secretary (WHO)/ (Coordination), Ministry of Health & Family Welfare, Bangladesh Secretariat, Dhaka.
4. Joint Chief (Planning), Ministry of Health & Family Welfare, Bangladesh Secretariat (Clinic Building), Dhaka.
5. Joint Chief (Population & Planning wing), Planning commission, Sher-e-Bangla Nagar, Dhaka.
6. Joint Chief (Planning), Program Management and Monitoring Unit (PMMU), Azimpur, Dhaka-1205.
7. P.S. to the Honorable Minister, Ministry of Health and Family Welfare, Bangladesh Secretariat, Dhaka, for kind information of the Honorable Minister.
8. P.S. to the Honorable State Minister, Ministry of Health and Family Welfare, Bangladesh Secretariat, Dhaka, for kind information of the Honorable State Minister.
9. Director Administration, Directorate General of Family Planning, 6 Kawran Bazar, Dhaka 1215.

10. Director Logistics & Supply and Line Director (Procurement, Storage & Supply Management), Directorate General of Family Planning, 6 Kawran Bazar, Dhaka 1215.
11. Director Finance & Line Director (Family Planning Field Service Delivery Program), Directorate General of Family Planning, 6 Kawran Bazar, Dhaka 1215.
12. Director (IEM) & Line Director (Information, Education and Communication), Directorate General of Family Planning, 6 Kawran Bazar, Dhaka 1215.
13. Director Planning & Line Director (Program Monitoring and Evaluation), Directorate General of Family Planning, 6 Kawran Bazar, Dhaka 1215.
14. Line Director (Maternal, Child, Reproductive and Adolescent Health), Directorate General of Family Planning, 6 Kawran Bazar, Dhaka 1215.
15. Line Director (Clinical Contraception Services Delivery), Directorate General of Family Planning, 6 Kawran Bazar, Dhaka 1215.
16. Divisional Director, Family Planning, Dhaka / Chittagong / Rajshahi / Khulna / Sylhet / Barisal/ Rangpur Division.
17. Deputy Chief (FW)/ (Health), Ministry of Health & Family Welfare, Bangladesh Secretariat, Dhaka.
18. Additional Director (Drugs and Stores), Directorate General of Family Planning, Central Warehouse, Mohakhali, Dhaka.
19. Deputy Director, Family Planning, ----- District (Your are requested to take appropriate measures to ensure timely submission of Form 7B report from upazilas and send these to MIS Unit within 9th working day of the next month).
20. Supply Officer, Family Planning, ----- CWH/RWHs.
21. Country Director, SPS/MSH, House No.-28, Flat-W2, Road No.-63, Gulshan-2, Dhaka-1212.
22. Country Director, the World Bank, E-32, Agargaon, Sher-e-Banala Nagar, Dhaka-1207.
23. Team Leader, Population & Health Team, USAID, Madani Avenue, Baridhara, Dhaka.
24. Country Representative, UNFPA, IDB Bhaban, Agargaon, Sher-E-Bangla Nagar, Dhaka.
25. Managing Director, SMC, SMC Tower, 33 Banani C/A, Dhaka-1213.
26. Documentation Center, IEM Unit, Directorate General of Family Planning, 6 Kawran Bazar, Dhaka.
27. PA to Director General, Directorate General of Family Planning, 6, Kawran Bazar, Dhaka 1215.
28. Office copy, MIS, DGFP, 6 Kawran Bazar, Dhaka -1215.








(Ajoy Ratan Barua)
Deputy Director (MIS)

Table Of Contents

	Page
1. DGFP Stock Status Report	1-2
2. National Receipts Quantity by Product by Month	3
3. National Level Contraceptive Summary Report	4
4. Stock Status Report at Different Levels	5
5. Contraceptive Stock Status by Product at Upazila Store and Field	6-10
6. Contraceptive Stock Status by Product at Regional Warehouses/Upazila	11-31
7. Month-wise Consumption Trend	32-34
8. Report on Upazila and Warehouse Having Stock Out in last month	35

1. DGI

k Status Report													DGFP STOCK STATUS REPORT												
													December 2016 (Updated 23 January 2017)												
													পরিবার পরিকল্পনা অধিদপ্তর												
Year	2017												2018												
Month	1	2	3	4	5	6	7	8	9	10	11	12	1	2	3	4	5	6	7	8	9	10	11		
Min.-Max.								Min						Max											
Product																									
Condom	CS (161.29m) - 13.2 months												2016-17 : 73m - 6 months												
*AMC = 12.2m	2016-17: GoB (Rev):73m, Contract Signed																								
Pill	CS (121.56m) - 14.8 months																								
*AMC = 8.21m	2016-17: 69m, Contract Signed; goods received																								
IUD	CS (0.562m) - 25 months																								
*AMC = 22,499																									
Injectables	CS (15.30m) - 14 months																								
*AMC = 1.09m	2016-17: 3.5m, Contract Signed; goods received																								
													2016-17 : 0.2m												
Implant	CS (0.242) - 7 months																								
*AMC = 33,621	2016-17(Pool Fund) : 0.2m- L/C opened																								
													Legend:  Current Stock  To be received  Planned for FY 2016-17 AMC = Average Monthly Consumption BER = Bid Evaluation Report CCGP = Cabinet Committee on Govt Purchase CS = Current Stock NOA = Notification of Award NO = No Objection TEC = Tender Evaluation Committee ICB = International Competitive Bidding NCT = National Competitive Tendering												
*AMC is calculated based on past 6-months consumption																									
Data Sources: DGFP/L&S unit, DGFP LMIS web site - https://scmpbd.org/ Central Warehouse WIMS data and Approved DGFP Procurement Plan																									

DGFP STOCK STATUS REPORT
(For Contraceptives)
Month: December 2016 *(Updated 23 January 2017)*

CONDOM – Current national stock is 161.29.84 million pieces and this stock can be used up to January 2018.

- Planned for FY 2016-17 GoB (Rev): 73 million pieces, Contract signed.

PILL – Current national stock of Oral Contraceptive Pill is 121.56 million cycles which will go up to February 2018.

- Planned for 2016-17: Pool Fund: 69 million cycles - 50m cycles (ICB); 19m cycles (NCT) - Contract signed.

IUD – Current national stock is 0.562 million pieces and this stock can be used up to January 2019.

INJECTABLES – Current stock of 15.3 million vials and that can be used up to February 2017.

- Planned for 2016-17: GoB (Dev) - 3.5m vials (NCT): Contract signed & Goods received in full.

IMPLANT – Current stock is 0.242 million sets and this can be used up to July 2017.

- Planned for 2016-17: (Pool fund) 0.2m sets. Contract signed; L/C opened; awaiting receipts

***DDS KITs**

- 2015-16: GoB (Dev) – 3,600 boxes (NCB) – All quantity received.
(*The medicines under DDS Kit are not going to be procured in Kit form. Instead, individual medicines of 22 items is being procured now)

You can also download the previous reports from <http://www.scmpbd.org/>

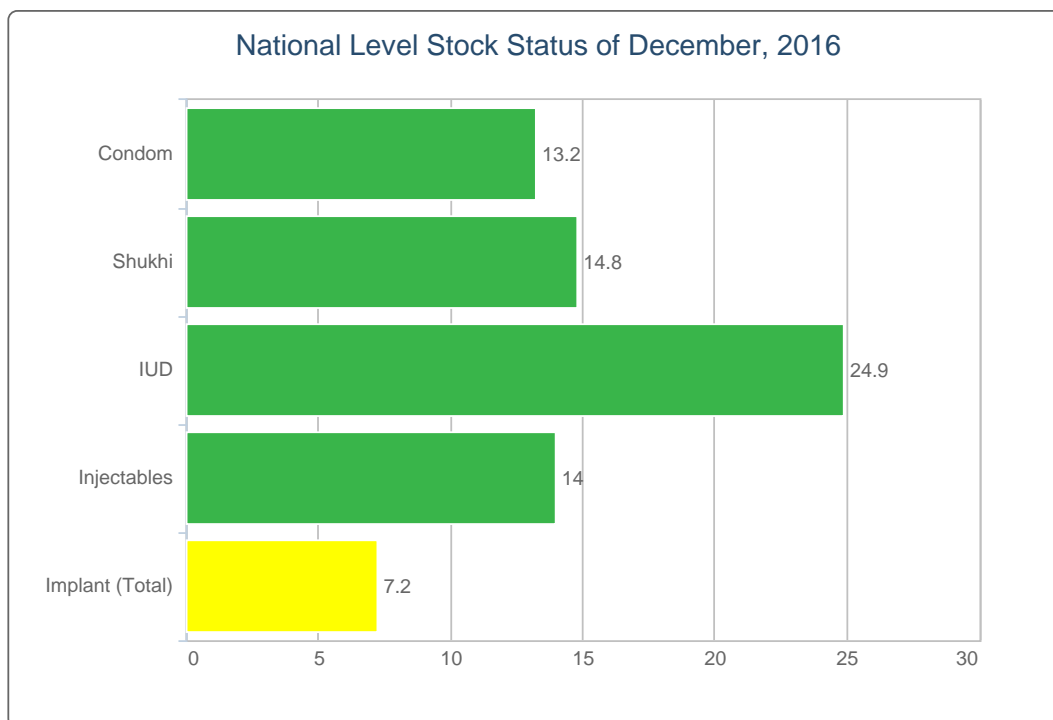
2. National Receipts Quantity by Product by Month

Contraceptive Received Report

Month: December, 2016

Item	Supplier	Receiver	Date Receipts	Qty	Remarks
Condom		Central Ware House, Mohakhali, Dhaka and Regional Ware House Khulna, Chittagong & Bogra	29/12/16	67,850,000	
Total				67,850,000	
Shukhi		Central Ware House, Mohakhali, Dhaka	29/12/16	67,489,440	
Total				67,489,440	
Implant		Central Ware House, Mohakhali, Dhaka	29/12/16	150,000	
Total				150,000	

3. National Level Contraceptive Summary Report

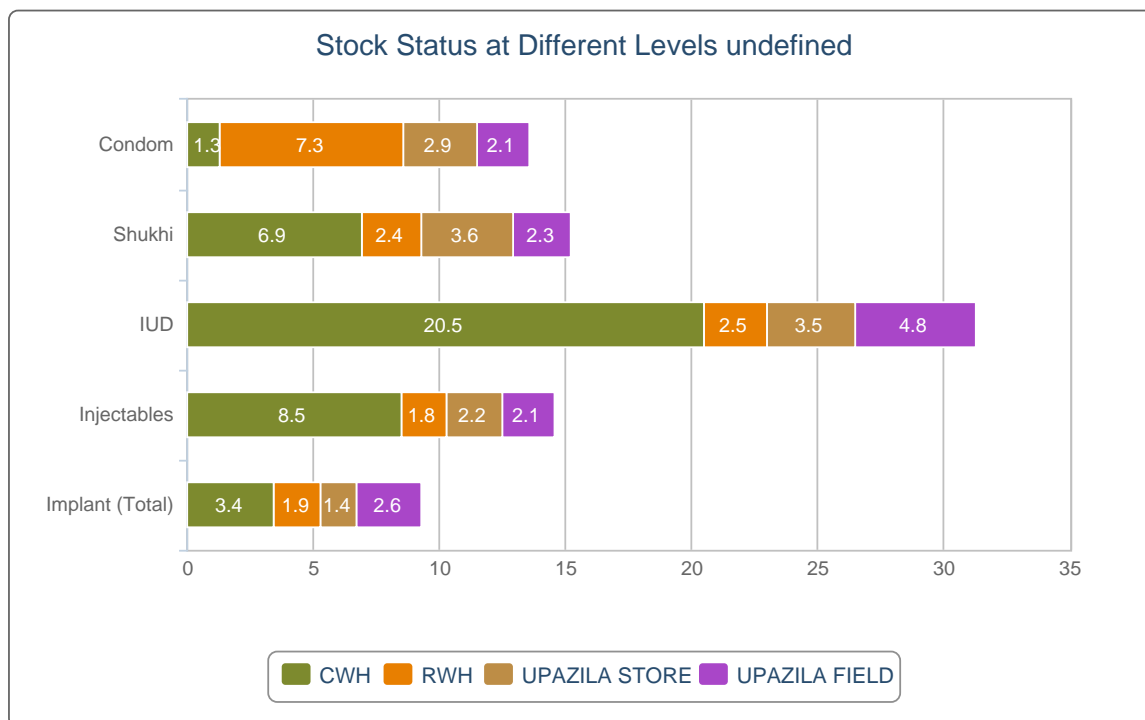


■ MOS less than 4.0
 ■ MOS 4.0 - 7.9
 ■ MOS 8.0 and above
 MOS = Month of Stock

National Level Stock Status of December, 2016

SL	Name of Products	Reported Consumption	Reported Closing Balance	Average Monthly Consumption	MOS
1	Condom	11,900,588	161,625,501	12,263,048	13.2
2	Shukhi	8,062,306	121,682,316	8,239,955	14.8
3	IUD	17,960	563,036	22,568	24.9
4	Injectables	1,044,733	15,314,526	1,095,323	14.0
5	Implant (Total)	26,094	242,829	33,658	7.2

4. Stock Status Report at Different Levels

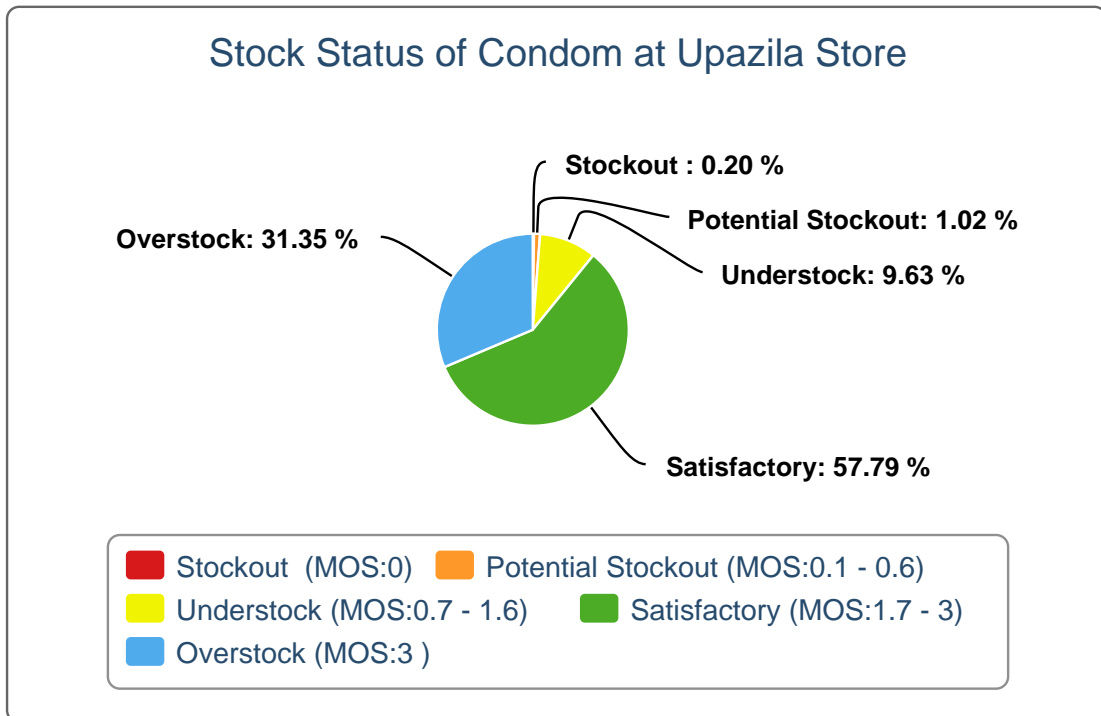


Stock Status at Different Levels December, 2016

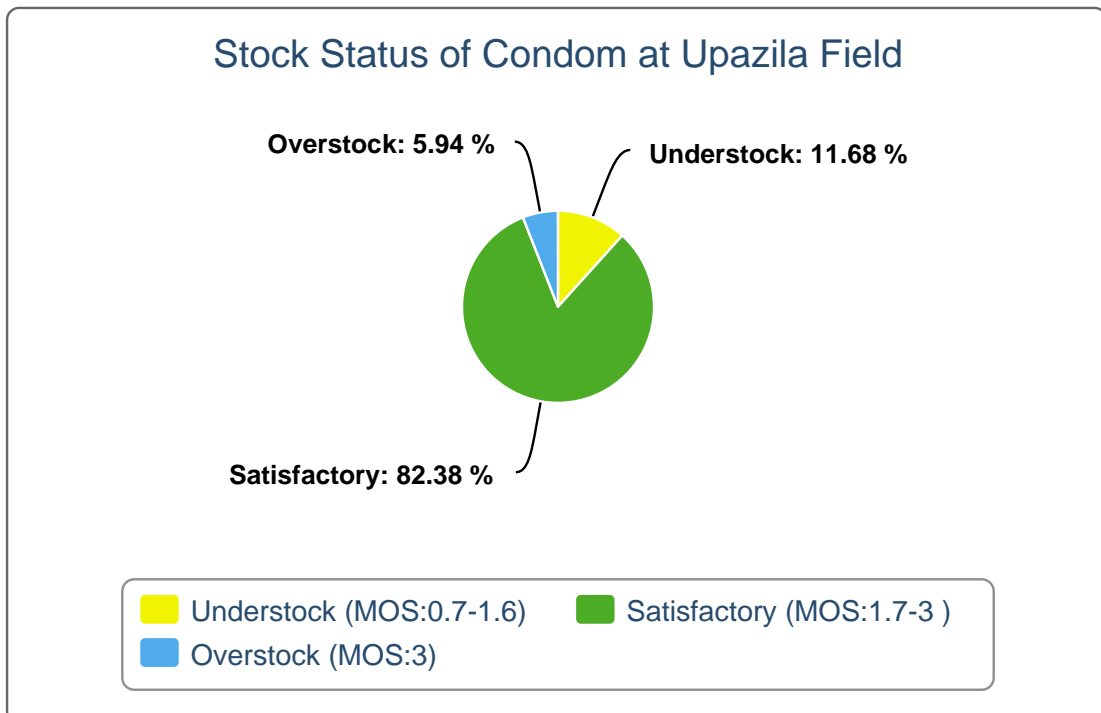
Products	Avg. Consump. of Last 6 Months	CWH Level	MOS	RWH Level	MOS	Upazila Level	MOS	Field Level	MOS	National Level	MOS
Condom	12,263,048	15,228,000	1.2	86,717,200	7.1	34,540,604	2.8	25,139,697	2.1	161,625,501	13.2
Shukhi	8,239,955	55,318,560	6.7	19,229,760	2.3	28,895,734	3.5	18,238,262	2.2	121,682,316	14.8
IUD	22,568	368,400	16.3	44,727	2	63,623	2.8	86,286	3.8	563,036	24.9
Injectables	1,095,323	8,917,600	8.1	1,892,600	1.7	2,299,443	2.1	2,204,883	2	15,314,526	14
Implant (Total)	33,658	87,798	2.6	50,263	1.5	36,145	1.1	68,623	2	242,829	7.2

5. Contraceptive Stock Status by Product at Upazila Store and Field

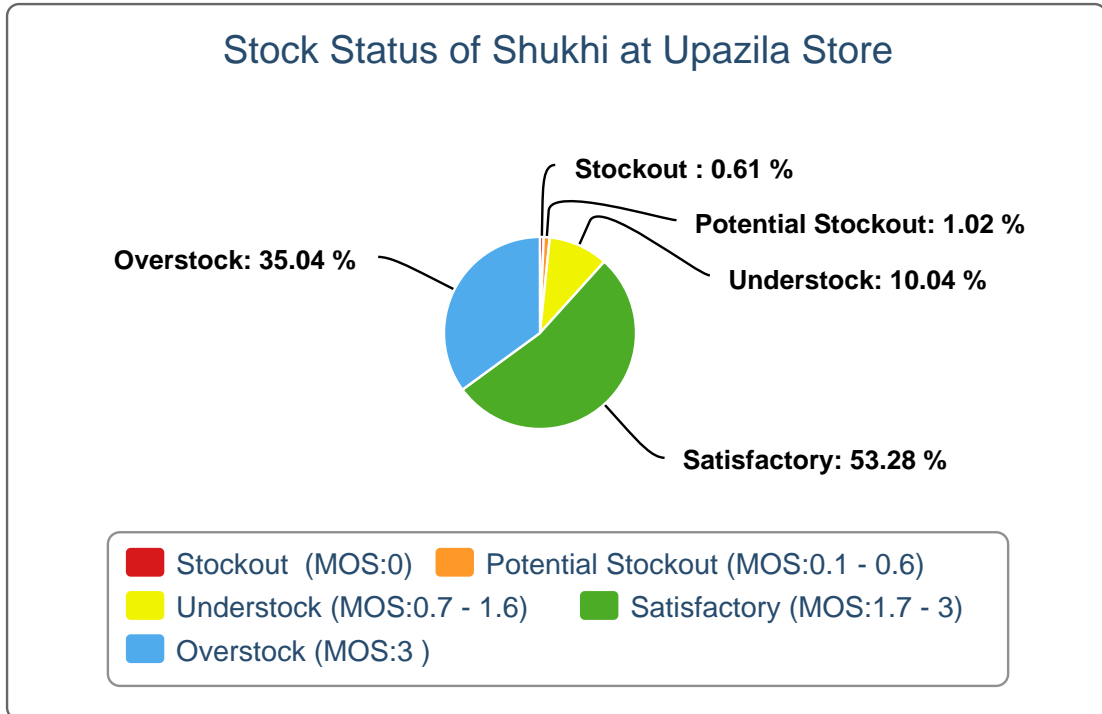
5(a).



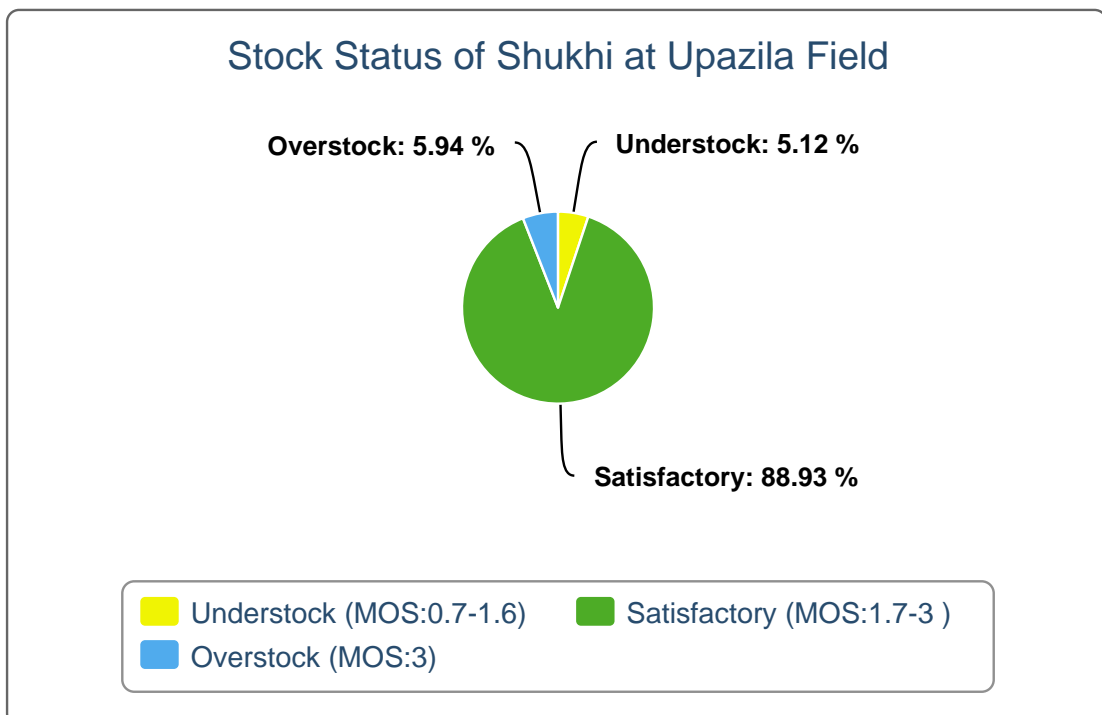
5(b).



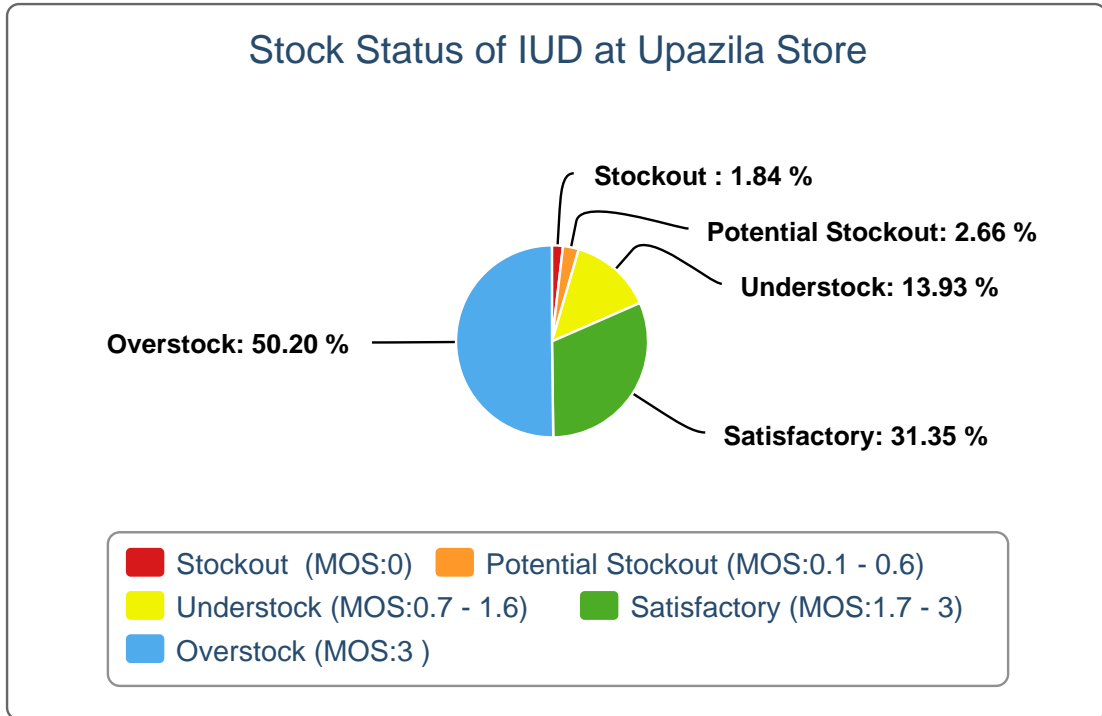
5(c).



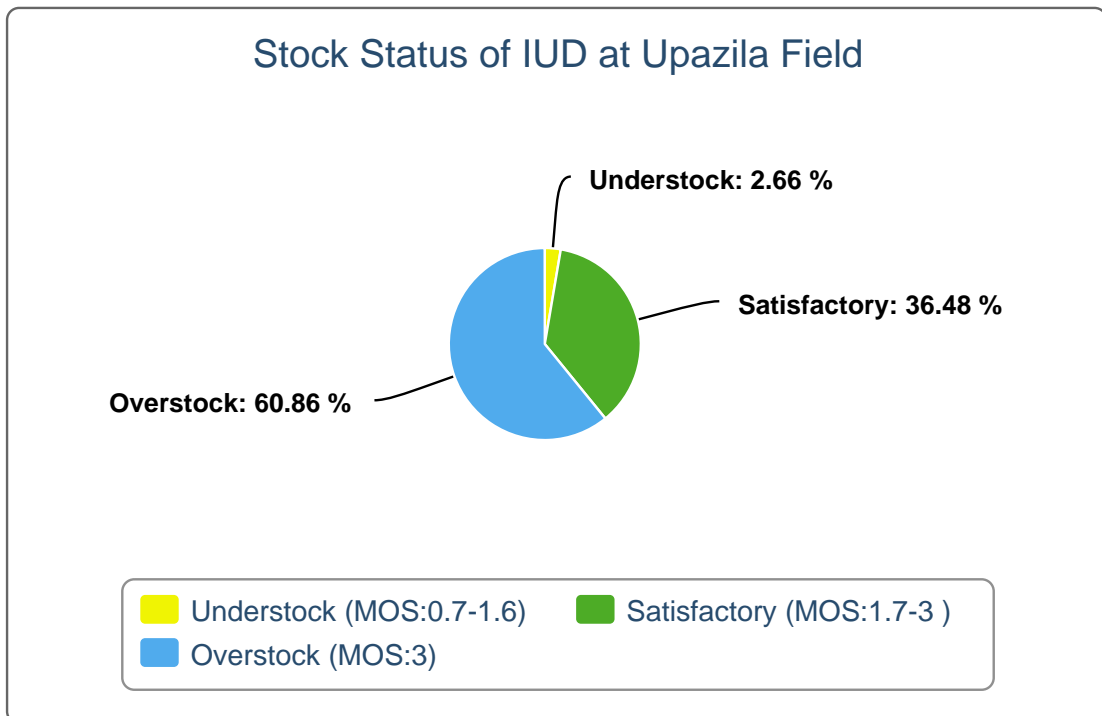
5(d).



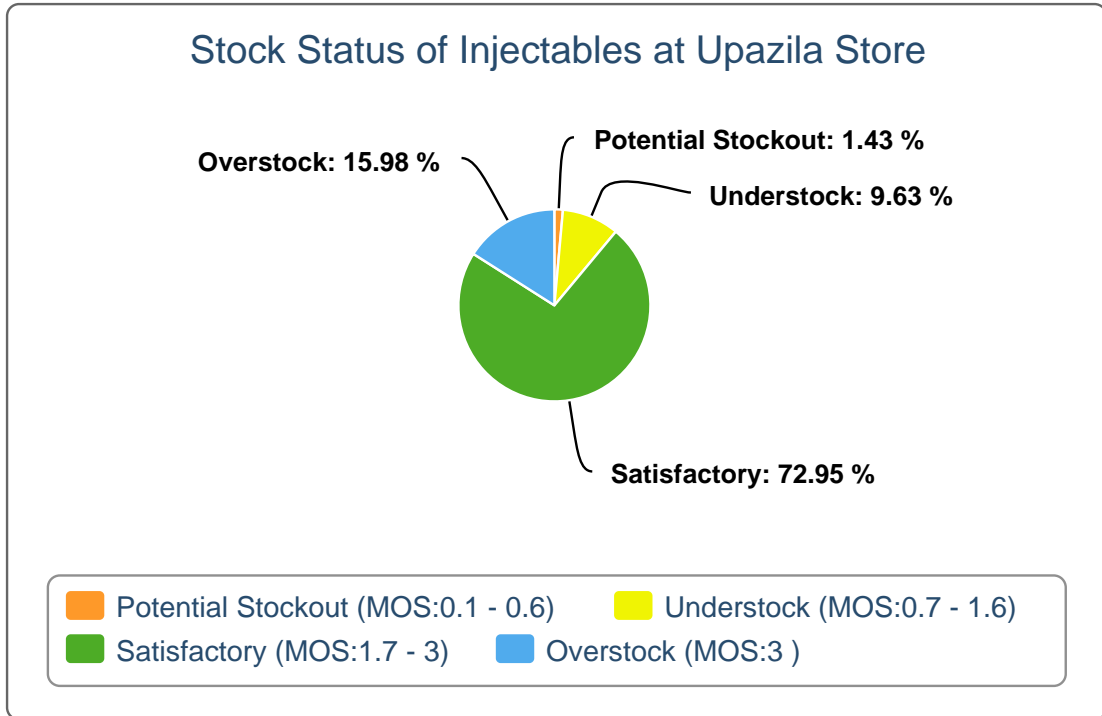
5(e).



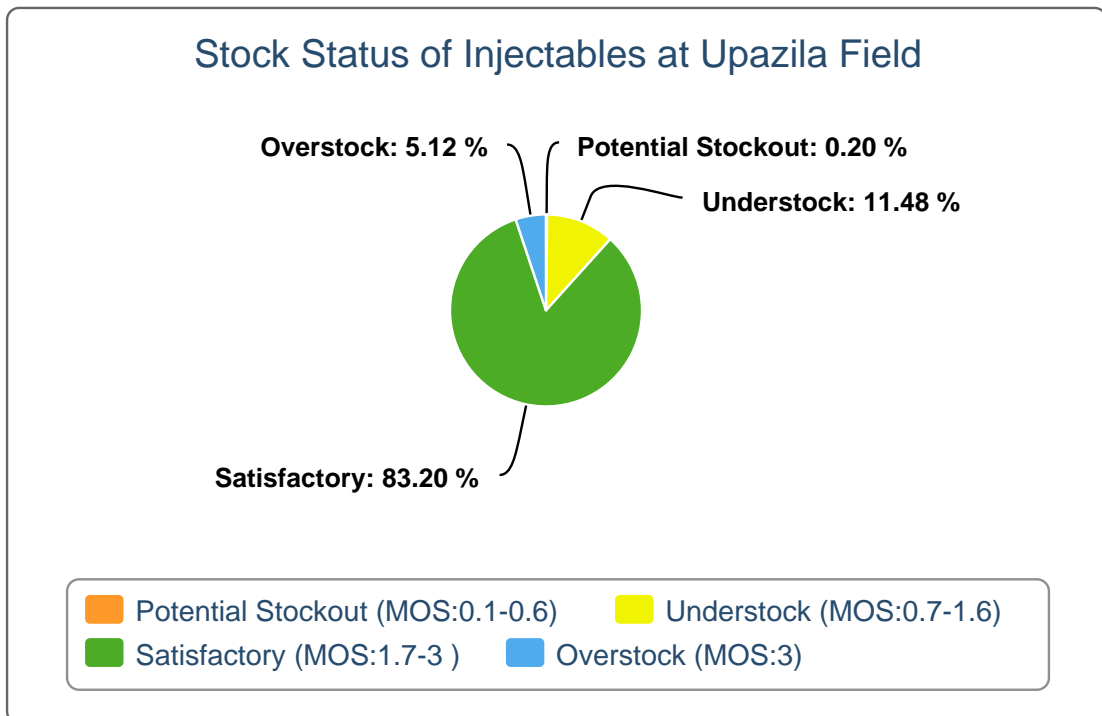
5(f).



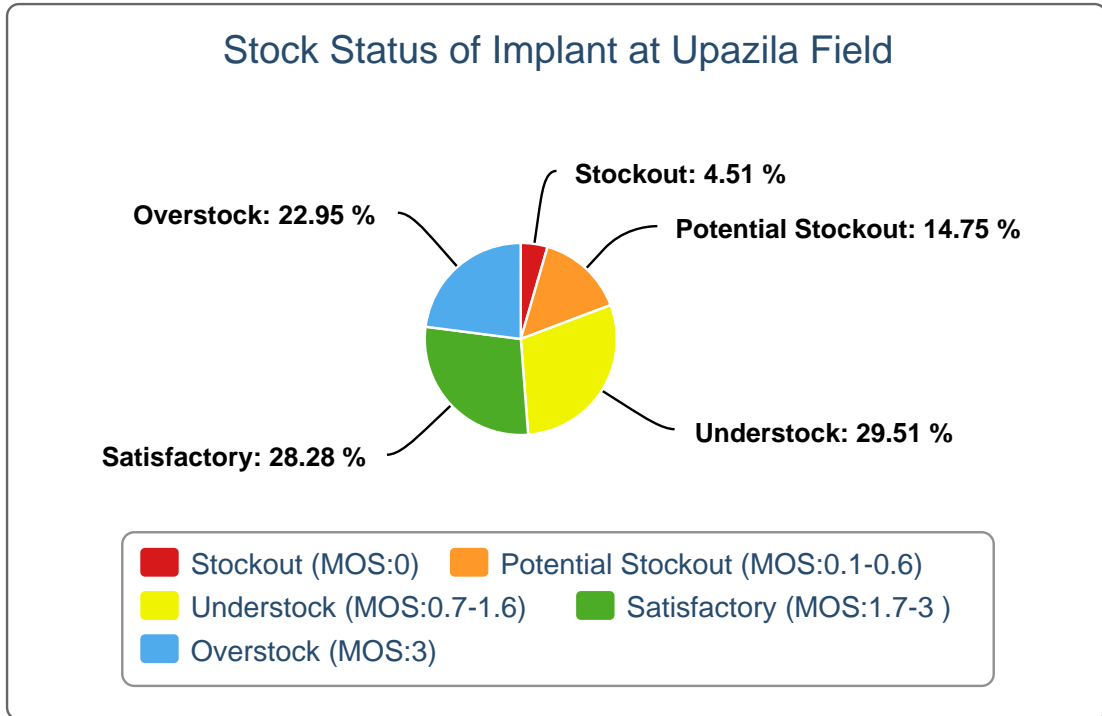
5(g).



5(h).



5(i).



6(a). Contraceptive Stock Status by Product at Regional Warehouses

SL	WH Name	Condom			Shukhi			IUD			Injectables			Implant		
		CBL	AMD	MOS	CBL	AMD	MOS	CBL	AMD	MOS	CBL	AMD	MOS	CBL	AMD	MOS
1	Bandarban RWH	279,000	31,641	8.8	30,240	22,168	1.4	100	114	0.9	8,000	3,687	2.2	55	129	0.4
2	Bhola RWH	354,000	156,474	2.3	626,400	105,101	6.0	2,600	429	6.1	211,000	43,834	4.8	3,224	690	4.7
3	Bogra RWH	16,853,000	641,034	26.3	3,093,120	452,133	6.8	2,600	1,017	2.6	185,000	40,313	4.6	5,976	2,248	2.7
4	Chittagong RWH	25,546,600	601,242	42.5	2,622,240	395,789	6.6	2,700	1,850	1.5	179,100	64,825	2.8	8,773	2,371	3.7
5	Comilla RWH	1,155,000	836,725	1.4	460,800	434,046	1.1	2,300	1,801	1.3	79,000	82,800	1.0	1,894	1,507	1.3
6	Dhaka CWH	15,228,000	2,061,130	7.4	55,318,560	963,208	57.4	368,400	3,448	106.8	8,917,600	129,124	69.1	87,798	3,453	25.4
7	Dinajpur RWH	288,000	226,275	1.3	933,120	356,564	2.6	2,300	785	2.9	56,000	44,424	1.3	2,524	1,922	1.3
8	Faridpur RWH	660,000	709,734	0.9	646,560	502,584	1.3	4,250	1,532	2.8	137,000	53,980	2.5	1,368	2,266	0.6
9	Jamalpur RWH	363,000	446,011	0.8	1,120,320	288,925	3.9	1,750	708	2.5	104,000	39,615	2.6	1,944	1,450	1.3
10	Jessore RWH	678,000	550,488	1.2	519,840	377,427	1.4	1,600	984	1.6	100,300	54,996	1.8	2,136	1,416	1.5
11	Khulna RWH	32,323,600	776,820	41.6	1,628,640	495,490	3.3	3,750	1,267	3.0	201,900	52,725	3.8	5,308	1,854	2.9
12	Kushtia RWH	492,000	379,776	1.3	148,320	203,012	0.7	1,296	327	4.0	143,800	39,740	3.6	86	657	0.1
13	Mymensingh RWH	2,148,000	898,759	2.4	1,226,880	885,213	1.4	2,700	1,414	1.9	53,000	60,800	0.9	2,140	2,751	0.8
14	Noakhali RWH	1,143,000	391,126	2.9	1,368,000	206,156	6.6	1,700	992	1.7	24,900	48,294	0.5	2,524	1,436	1.8
15	Pabna RWH	606,000	606,315	1.0	2,334,240	389,498	6.0	4,300	1,117	3.8	106,000	52,954	2.0	1,944	966	2.0
16	Patuakhali RWH	1,005,000	133,536	7.5	259,200	158,098	1.6	1,150	495	2.3	27,200	29,128	0.9	300	1,090	0.3
17	Rajshahi RWH	246,000	808,065	0.3	851,040	344,197	2.5	2,831	707	4.0	94,400	45,197	2.1	0	1,364	0.0
18	Rangamati RWH	33,000	65,349	0.5	40,320	39,042	1.0	200	96	2.1	12,500	3,722	3.4	0	209	0.0
19	Rangpur RWH	807,000	658,067	1.2	514,080	839,756	0.6	2,800	1,896	1.5	36,000	120,162	0.3	2,044	3,328	0.6
20	Sylhet RWH	852,000	817,412	1.0	76,320	451,603	0.2	2,100	983	2.1	70,500	53,819	1.3	5,479	1,651	3.3
21	Tangail RWH	885,000	467,069	1.9	730,080	329,945	2.2	1,700	606	2.8	63,000	31,184	2.0	2,544	900	2.8

6(b). Contraceptive Stock Status by Product at Upazila

SL	Warehouse Name	Upazila Name	Condom			Shukhi			IUD			Injectables			Implant		
			CBL	AMD	MOS	CBL	AMD	MOS	CBL	AMD	MOS	CBL	AMD	MOS	CBL	AMD	MOS
1	Bandarbon RWH	Alikadam	2,100	3,335	0.6	7,755	1,821	4.3	0	17	0.0	333	922	0.4	72	11	6.5
2	Bandarbon RWH	Bandarban Sadar	15,900	4,152	3.8	9,505	4,400	2.2	124	23	5.4	3,071	798	3.8	146	10	14.6
3	Bandarbon RWH	Lama	15,200	7,049	2.2	14,175	5,025	2.8	201	31	6.5	2,871	816	3.5	63	27	2.3
4	Bandarbon RWH	Naikhongchhari	11,800	6,632	1.8	5,475	5,592	1.0	122	14	8.7	1,655	708	2.3	73	10	7.3
5	Bandarbon RWH	Rowangchhari	18,000	2,491	7.2	14,100	1,844	7.6	203	4	50.8	2,663	191	13.9	76	10	7.6
6	Bandarbon RWH	Ruma	21,300	5,518	3.9	15,770	1,636	9.6	139	13	10.7	639	139	4.6	58	18	3.2
7	Bandarbon RWH	Thanchi	20,000	2,464	8.1	20,160	1,850	10.9	136	12	11.3	1,844	113	16.3	0	43	0.0
8	Bhola RWH	Bhola Sadar	33,600	18,178	1.8	23,460	14,909	1.6	208	86	2.4	12,340	6,590	1.9	0	280	0.0
9	Bhola RWH	Burhanuddin	18,600	6,858	2.7	19,620	9,973	2.0	56	35	1.6	5,836	2,352	2.5	0	87	0.0
10	Bhola RWH	Char Fasson	78,190	41,880	1.9	38,733	19,456	2.0	180	85	2.1	16,896	8,691	1.9	0	102	0.0
11	Bhola RWH	Daulat Khan	31,000	14,492	2.1	19,205	8,763	2.2	40	27	1.5	8,000	4,206	1.9	128	24	5.3
12	Bhola RWH	Hizla	22,800	9,975	2.3	13,807	6,632	2.1	51	30	1.7	4,794	2,318	2.1	100	12	8.3
13	Bhola RWH	Lalmohan	40,300	20,058	2.0	29,355	15,638	1.9	165	71	2.3	13,000	6,926	1.9	0	82	0.0
14	Bhola RWH	Manpura	12,100	4,913	2.5	6,558	2,869	2.3	97	9	10.8	4,485	2,063	2.2	54	32	1.7
15	Bhola RWH	Mehendiganj	36,000	18,014	2.0	27,240	12,773	2.1	65	41	1.6	11,872	5,145	2.3	0	37	0.0
16	Bhola RWH	Muladi	16,700	11,436	1.5	7,956	8,377	0.9	68	27	2.5	4,694	2,168	2.2	200	13	15.4
17	Bhola RWH	Tazumuddin	19,200	10,670	1.8	11,075	5,711	1.9	75	18	4.2	7,300	3,375	2.2	0	21	0.0
18	Bogra RWH	Adamdighi	79,600	15,956	5.0	46,125	9,847	4.7	125	28	4.5	1,050	638	1.6	0	36	0.0
19	Bogra RWH	Akkelpur	42,000	7,027	6.0	37,240	7,111	5.2	85	18	4.7	2,135	557	3.8	0	89	0.0
20	Bogra RWH	Atrai	72,800	17,410	4.2	57,500	14,636	3.9	126	12	10.5	1,786	574	3.1	0	15	0.0
21	Bogra RWH	Badalgachhi	66,800	16,626	4.0	44,330	16,274	2.7	91	29	3.1	4,815	2,354	2.0	0	34	0.0
22	Bogra RWH	Bogra Sadar	105,800	92,032	1.1	19,210	23,452	0.8	268	123	2.2	1,749	3,648	0.5	4	277	0.0
23	Bogra RWH	Dhamoirhat	44,084	12,473	3.5	411,308	10,334	39.8	82	17	4.8	3,907	1,323	3.0	128	28	4.6
24	Bogra RWH	Dhunat	116,800	29,068	4.0	84,085	21,604	3.9	155	35	4.4	5,018	2,390	2.1	0	93	0.0
25	Bogra RWH	Dhupchanchia	449,100	8,591	52.3	46,185	9,242	5.0	56	13	4.3	2,039	894	2.3	0	99	0.0

SL	Warehouse Name	Upazila Name	Condom			Shukhi			IUD			Injectables			Implant		
			CBL	AMD	MOS	CBL	AMD	MOS	CBL	AMD	MOS	CBL	AMD	MOS	CBL	AMD	MOS
26	Bogra RWH	Gabtali	80,700	44,046	1.8	59,985	18,915	3.2	80	17	4.7	5,610	3,041	1.8	0	100	0.0
27	Bogra RWH	Ghoraghat	53,000	6,773	7.8	36,645	8,066	4.5	85	26	3.3	2,442	507	4.8	0	44	0.0
28	Bogra RWH	Hakimpur	46,400	10,487	4.4	45,459	5,900	7.7	57	11	5.2	2,307	521	4.4	104	39	2.7
29	Bogra RWH	Joypurhat Sadar	49,400	29,147	1.7	60,600	15,827	3.8	215	70	3.1	3,725	1,780	2.1	58	110	0.5
30	Bogra RWH	Kahaloo	63,400	16,111	3.9	43,605	11,786	3.7	111	33	3.4	1,808	880	2.1	0	96	0.0
31	Bogra RWH	Kalai	70,300	9,397	7.5	342,885	8,910	38.5	79	18	4.4	2,341	647	3.6	0	53	0.0
32	Bogra RWH	Khetlal	35,800	8,132	4.4	24,810	5,133	4.8	59	15	3.9	1,226	292	4.2	0	37	0.0
33	Bogra RWH	Mahadebpur	81,000	16,914	4.8	93,045	20,577	4.5	101	41	2.5	3,833	1,246	3.1	0	61	0.0
34	Bogra RWH	Manda	95,000	19,611	4.8	143,280	34,989	4.1	330	106	3.1	6,700	2,200	3.0	0	94	0.0
35	Bogra RWH	Nandigram	47,600	11,844	4.0	56,880	15,683	3.6	61	24	2.5	1,404	465	3.0	0	47	0.0
36	Bogra RWH	Naogaon Sadar	123,600	35,585	3.5	78,075	24,139	3.2	181	56	3.2	3,751	2,041	1.8	0	98	0.0
37	Bogra RWH	Niamatpur	49,000	13,036	3.8	86,195	14,667	5.9	92	21	4.4	3,569	965	3.7	0	56	0.0
38	Bogra RWH	Panchbibi	65,500	15,281	4.3	39,555	9,207	4.3	56	25	2.2	2,421	592	4.1	0	130	0.0
39	Bogra RWH	Patnitala	92,000	9,739	9.4	342,555	9,556	35.8	69	26	2.7	1,962	466	4.2	0	54	0.0
40	Bogra RWH	Porsha	44,300	12,255	3.6	46,725	11,576	4.0	64	10	6.4	2,195	535	4.1	0	26	0.0
41	Bogra RWH	Raninagar	36,100	19,321	1.9	36,660	16,451	2.2	100	16	6.3	1,502	728	2.1	0	47	0.0
42	Bogra RWH	Sapahar	64,300	10,233	6.3	43,065	11,994	3.6	67	5	13.4	3,059	920	3.3	0	37	0.0
43	Bogra RWH	Sariakandi	57,200	15,607	3.7	43,860	10,274	4.3	55	56	1.0	3,188	1,553	2.1	0	97	0.0
44	Bogra RWH	Shajahanpur	130,200	52,583	2.5	65,625	19,780	3.3	71	39	1.8	2,822	1,391	2.0	0	78	0.0
45	Bogra RWH	Sherpur	100,300	33,173	3.0	131,221	21,743	6.0	132	40	3.3	4,011	1,927	2.1	0	115	0.0
46	Bogra RWH	Shibganj	69,100	31,363	2.2	75,030	25,637	2.9	120	29	4.1	7,700	3,929	2.0	0	83	0.0
47	Bogra RWH	Sonatola	43,700	21,213	2.1	38,025	18,823	2.0	65	58	1.1	2,408	1,309	1.8	0	75	0.0
48	Chittagong RWH	Anowara	41,000	16,311	2.5	37,305	14,170	2.6	83	52	1.6	1,950	1,031	1.9	100	51	2.0
49	Chittagong RWH	Banshkhali	55,600	25,721	2.2	41,155	18,720	2.2	101	30	3.4	4,907	2,597	1.9	0	79	0.0
50	Chittagong RWH	Boalkhali	31,900	8,877	3.6	47,589	11,672	4.1	118	37	3.2	1,717	591	2.9	400	45	8.9

SL	Warehouse Name	Upazila Name	Condom			Shukhi			IUD			Injectables			Implant		
			CBL	AMD	MOS	CBL	AMD	MOS	CBL	AMD	MOS	CBL	AMD	MOS	CBL	AMD	MOS
51	Chittagong RWH	Chakaria	70,100	21,063	3.3	52,965	18,054	2.9	161	82	2.0	9,439	4,447	2.1	100	111	0.9
52	Chittagong RWH	Chandanaish	38,700	14,011	2.8	47,205	11,939	4.0	97	60	1.6	1,131	1,065	1.1	320	56	5.7
53	Chittagong RWH	Cox's Bazar Sadar	82,500	28,531	2.9	49,545	17,871	2.8	166	74	2.2	7,954	3,979	2.0	60	96	0.6
54	Chittagong RWH	Dighinala	23,700	12,065	2.0	18,820	8,137	2.3	32	13	2.5	2,750	1,103	2.5	20	14	1.4
55	Chittagong RWH	Double Mooring	128,900	70,364	1.8	39,300	17,602	2.2	328	140	2.3	11,244	5,820	1.9	186	244	0.8
56	Chittagong RWH	Fatikchhari	98,900	35,642	2.8	174,245	21,455	8.1	93	61	1.5	5,938	3,106	1.9	164	123	1.3
57	Chittagong RWH	Hathazari	80,200	39,440	2.0	43,620	18,416	2.4	97	57	1.7	2,884	1,480	1.9	64	63	1.0
58	Chittagong RWH	Khagrachhari Sadar	20,500	9,229	2.2	21,210	6,757	3.1	150	67	2.2	2,168	978	2.2	50	27	1.9
59	Chittagong RWH	Kutubdia	20,000	4,743	4.2	17,535	5,218	3.4	78	15	5.2	3,002	1,424	2.1	64	42	1.5
60	Chittagong RWH	Lakshmichhari	10,900	2,144	5.1	12,210	2,759	4.4	47	18	2.6	850	128	6.6	5	7	0.7
61	Chittagong RWH	Lohagara	131,100	10,637	12.3	30,270	10,586	2.9	91	25	3.6	3,171	1,683	1.9	0	50	0.0
62	Chittagong RWH	Mahalchhari	16,900	4,372	3.9	5,927	4,369	1.4	49	9	5.4	1,241	464	2.7	0	4	0.0
63	Chittagong RWH	Maheshkhali	26,200	9,380	2.8	50,310	19,364	2.6	122	81	1.5	5,263	2,917	1.8	50	61	0.8
64	Chittagong RWH	Manikchhari	15,100	1,850	8.2	11,880	2,028	5.9	50	3	16.7	1,073	542	2.0	20	12	1.7
65	Chittagong RWH	Matiranga	36,500	11,372	3.2	31,980	7,651	4.2	50	16	3.1	2,575	1,147	2.2	100	34	2.9
66	Chittagong RWH	Mirsharai	82,800	16,624	5.0	46,035	16,088	2.9	203	61	3.3	5,957	2,799	2.1	0	98	0.0
67	Chittagong RWH	Panchhari	16,600	4,882	3.4	24,465	5,023	4.9	50	7	7.1	1,250	377	3.3	50	15	3.3
68	Chittagong RWH	Panchlaish	164,100	57,250	2.9	37,655	11,301	3.3	547	320	1.7	9,228	4,168	2.2	436	202	2.2
69	Chittagong RWH	Patiya	57,900	27,230	2.1	48,075	23,017	2.1	275	133	2.1	4,750	2,649	1.8	0	126	0.0
70	Chittagong RWH	Pekua	37,100	4,587	8.1	21,180	6,258	3.4	82	8	10.3	3,380	1,659	2.0	50	66	0.8
71	Chittagong RWH	Ramgarh	11,850	4,401	2.7	14,814	4,012	3.7	53	3	17.7	900	313	2.9	28	10	2.8
72	Chittagong RWH	Ramu	46,000	13,328	3.5	47,850	13,213	3.6	58	27	2.1	7,325	3,637	2.0	50	135	0.4
73	Chittagong RWH	Rangunia	73,000	29,753	2.5	42,900	15,298	2.8	152	65	2.3	4,325	1,883	2.3	200	65	3.1
74	Chittagong RWH	Raozan	69,200	32,643	2.1	41,055	16,786	2.4	195	86	2.3	4,072	1,436	2.8	0	60	0.0
75	Chittagong RWH	Sandwip	57,166	10,834	5.3	36,240	13,212	2.7	254	68	3.7	3,049	2,153	1.4	0	50	0.0

SL	Warehouse Name	Upazila Name	Condom			Shukhi			IUD			Injectables			Implant		
			CBL	AMD	MOS	CBL	AMD	MOS	CBL	AMD	MOS	CBL	AMD	MOS	CBL	AMD	MOS
76	Chittagong RWH	Satkania	38,900	13,298	2.9	43,093	12,146	3.5	179	62	2.9	3,106	1,346	2.3	0	81	0.0
77	Chittagong RWH	Sitakunda	106,500	30,206	3.5	50,450	17,551	2.9	150	87	1.7	5,114	2,120	2.4	2	109	0.0
78	Chittagong RWH	Teknaf	59,210	24,278	2.4	48,960	18,770	2.6	39	72	0.5	11,300	4,690	2.4	149	63	2.4
79	Chittagong RWH	Ukhia	19,800	6,176	3.2	21,795	6,346	3.4	50	11	4.5	2,286	1,093	2.1	200	172	1.2
80	Comilla RWH	Akhaura	101,400	10,845	9.3	63,945	6,466	9.9	267	16	16.7	2,048	1,002	2.0	110	27	4.1
81	Comilla RWH	Ashuganj	58,800	14,011	4.2	34,215	5,803	5.9	112	44	2.5	1,687	978	1.7	186	26	7.2
82	Comilla RWH	Banchhampur	214,000	25,044	8.5	103,650	10,683	9.7	95	70	1.4	5,760	3,037	1.9	0	72	0.0
83	Comilla RWH	Barura	214,200	35,344	6.1	36,053	22,439	1.6	100	52	1.9	2,066	3,628	0.6	0	33	0.0
84	Comilla RWH	Bijoyagar	220,200	19,937	11.0	38,670	10,836	3.6	65	13	5.0	1,784	1,972	0.9	0	23	0.0
85	Comilla RWH	Brahman Para	51,100	11,461	4.5	23,175	9,442	2.5	79	27	2.9	2,550	1,001	2.5	100	27	3.7
86	Comilla RWH	Brahmanbaria Sadar	129,200	56,981	2.3	50,370	16,019	3.1	231	87	2.7	3,767	3,685	1.0	40	119	0.3
87	Comilla RWH	Burichang	219,600	37,283	5.9	56,850	18,068	3.1	173	71	2.4	8,139	2,215	3.7	300	95	3.2
88	Comilla RWH	Chandina	318,489	29,412	10.8	114,005	15,824	7.2	0	57	0.0	4,403	3,022	1.5	572	25	22.9
89	Comilla RWH	Chandpur Sadar	79,500	18,576	4.3	31,845	15,818	2.0	191	77	2.5	5,000	3,039	1.6	0	78	0.0
90	Comilla RWH	Chauddagam	266,400	22,713	11.7	111,720	21,678	5.2	323	76	4.3	12,807	4,353	2.9	200	39	5.1
91	Comilla RWH	Comilla Adarsha Sadar	391,100	61,558	6.4	87,210	19,540	4.5	165	170	1.0	7,388	4,057	1.8	152	119	1.3
92	Comilla RWH	Comilla Sadar Dakshin	240,100	23,859	10.1	62,290	19,518	3.2	15	40	0.4	7,448	3,153	2.4	120	32	3.8
93	Comilla RWH	Daudkandi	191,600	27,674	6.9	66,350	14,114	4.7	171	100	1.7	3,886	2,527	1.5	0	31	0.0
94	Comilla RWH	Debidwar	269,900	23,976	11.3	76,050	21,354	3.6	332	161	2.1	4,723	3,554	1.3	200	25	8.0
95	Comilla RWH	Faridganj	210,500	20,583	10.2	109,044	13,835	7.9	365	34	10.7	7,733	3,114	2.5	300	62	4.8
96	Comilla RWH	Haim Char	30,000	3,713	8.1	20,040	4,905	4.1	124	12	10.3	2,214	784	2.8	20	14	1.4
97	Comilla RWH	Hajiganj	103,200	12,475	8.3	106,372	10,543	10.1	289	39	7.4	4,909	2,408	2.0	100	49	2.0
98	Comilla RWH	Homna	164,600	29,454	5.6	55,095	8,394	6.6	106	35	3.0	2,879	1,736	1.7	0	13	0.0
99	Comilla RWH	Kachua	202,200	23,194	8.7	99,915	14,430	6.9	121	57	2.1	1,022	4,158	0.2	100	26	3.8
100	Comilla RWH	Kasba	335,100	42,744	7.8	65,805	17,219	3.8	228	43	5.3	3,600	1,456	2.5	0	41	0.0

SL	Warehouse Name	Upazila Name	Condom			Shukhi			IUD			Injectables			Implant		
			CBL	AMD	MOS	CBL	AMD	MOS	CBL	AMD	MOS	CBL	AMD	MOS	CBL	AMD	MOS
101	Comilla RWH	Laksam	119,249	16,586	7.2	51,482	10,039	5.1	219	70	3.1	4,859	2,078	2.3	91	31	2.9
102	Comilla RWH	Manoharganj	207,300	13,686	15.1	49,185	8,951	5.5	244	26	9.4	4,748	1,427	3.3	50	44	1.1
103	Comilla RWH	Matlab Dakshin	168,200	14,045	12.0	55,830	7,747	7.2	585	44	13.3	7,270	2,742	2.7	722	46	15.7
104	Comilla RWH	Matlab Uttar	108,600	18,189	6.0	48,920	14,390	3.4	363	52	7.0	9,941	2,091	4.8	250	60	4.2
105	Comilla RWH	Meghna	72,700	6,451	11.3	25,390	4,492	5.7	41	9	4.6	2,295	1,002	2.3	55	8	6.9
106	Comilla RWH	Muradnagar	486,000	63,393	7.7	90,750	27,174	3.3	361	113	3.2	14,337	5,264	2.7	0	116	0.0
107	Comilla RWH	Nabinagar	403,700	56,109	7.2	110,625	17,257	6.4	262	41	6.4	10,498	3,143	3.3	0	41	0.0
108	Comilla RWH	Nangalkot	134,100	33,564	4.0	36,330	11,333	3.2	150	53	2.8	16,561	2,896	5.7	100	52	1.9
109	Comilla RWH	Nasirnagar	177,000	19,698	9.0	66,480	13,015	5.1	95	18	5.3	2,346	1,608	1.5	178	27	6.6
110	Comilla RWH	Sarail	298,300	28,108	10.6	123,840	11,086	11.2	132	44	3.0	3,877	2,077	1.9	0	63	0.0
111	Comilla RWH	Shahrasti	27,100	4,482	6.0	26,250	7,189	3.7	107	20	5.4	2,596	2,464	1.1	0	23	0.0
112	Comilla RWH	Titas	86,200	11,577	7.4	57,988	4,445	13.0	112	30	3.7	6,700	1,129	5.9	0	20	0.0
113	Dhaka CWH	Araihazar	52,600	14,650	3.6	43,061	22,952	1.9	195	111	1.8	6,350	3,269	1.9	0	95	0.0
114	Dhaka CWH	Bandar	101,800	56,091	1.8	29,570	19,727	1.5	85	60	1.4	3,663	2,245	1.6	0	59	0.0
115	Dhaka CWH	Belabo	30,500	15,091	2.0	24,570	12,287	2.0	44	31	1.4	2,956	1,592	1.9	100	59	1.7
116	Dhaka CWH	Daulatpur	34,400	13,701	2.5	17,715	12,081	1.5	87	19	4.6	2,666	1,169	2.3	0	32	0.0
117	Dhaka CWH	Dhamrai	56,900	32,239	1.8	42,930	27,108	1.6	281	119	2.4	3,636	1,919	1.9	200	69	2.9
118	Dhaka CWH	Dohar	14,752	19,195	0.8	8,313	9,838	0.8	268	26	10.3	966	881	1.1	0	43	0.0
119	Dhaka CWH	Gazaria	14,300	9,295	1.5	15,705	8,233	1.9	204	14	14.6	1,776	755	2.4	0	17	0.0
120	Dhaka CWH	Gazipur Sadar	112,700	96,875	1.2	64,110	41,156	1.6	191	122	1.6	6,479	3,736	1.7	200	147	1.4
121	Dhaka CWH	Ghior	48,700	24,871	2.0	152,440	10,967	13.9	95	28	3.4	13,900	1,155	12.0	72	53	1.4
122	Dhaka CWH	Harirampur	35,700	15,365	2.3	13,605	6,477	2.1	123	14	8.8	1,634	764	2.1	30	35	0.9
123	Dhaka CWH	Kaliakair	49,000	23,917	2.0	43,395	21,155	2.1	27	29	0.9	1,932	846	2.3	100	37	2.7
124	Dhaka CWH	Kaliganj	0	39,511	0.0	0	19,848	0.0	189	49	3.9	2,533	1,391	1.8	100	26	3.8
125	Dhaka CWH	Kapasia	58,700	27,232	2.2	99,785	19,955	5.0	120	56	2.1	2,148	1,164	1.8	0	33	0.0

SL	Warehouse Name	Upazila Name	Condom			Shukhi			IUD			Injectables			Implant		
			CBL	AMD	MOS	CBL	AMD	MOS	CBL	AMD	MOS	CBL	AMD	MOS	CBL	AMD	MOS
126	Dhaka CWH	Keraniganj	58,658	54,744	1.1	117,784	31,799	3.7	0	140	0.0	3,274	4,198	0.8	550	193	2.8
127	Dhaka CWH	Lohajang	49,000	22,280	2.2	22,560	10,843	2.1	116	29	4.0	1,968	1,004	2.0	64	71	0.9
128	Dhaka CWH	Manikganj Sadar	104,800	45,672	2.3	51,945	17,798	2.9	18	52	0.3	5,739	2,430	2.4	0	101	0.0
129	Dhaka CWH	Manohardi	60,600	30,107	2.0	490,963	15,782	31.1	166	84	2.0	5,121	2,700	1.9	0	25	0.0
130	Dhaka CWH	Mirpur	64,700	247,959	0.3	66,840	55,113	1.2	1,022	596	1.7	30,199	15,099	2.0	0	445	0.0
131	Dhaka CWH	Munshiganj Sadar	74,200	35,766	2.1	40,815	18,959	2.2	205	50	4.1	3,696	1,957	1.9	0	85	0.0
132	Dhaka CWH	Narayanganj Sadar	269,300	147,219	1.8	111,360	58,786	1.9	314	183	1.7	19,438	10,880	1.8	549	191	2.9
133	Dhaka CWH	Narsingdi Sadar	125,835	94,813	1.3	154,384	63,158	2.4	241	118	2.0	15,539	10,483	1.5	1,386	138	10.0
134	Dhaka CWH	Nawabganj	18,000	22,246	0.8	10,755	13,966	0.8	0	36	0.0	685	958	0.7	0	54	0.0
135	Dhaka CWH	Palash	30,600	10,856	2.8	24,375	12,201	2.0	0	50	0.0	2,936	1,399	2.1	0	34	0.0
136	Dhaka CWH	Roypura	98,400	74,312	1.3	56,190	23,996	2.3	485	103	4.7	13,149	5,339	2.5	448	31	14.5
137	Dhaka CWH	Rupganj	885,177	43,899	20.2	71,695	35,302	2.0	245	76	3.2	7,498	3,754	2.0	0	99	0.0
138	Dhaka CWH	Saturia	17,300	9,717	1.8	13,710	9,084	1.5	6	31	0.2	1,554	867	1.8	0	30	0.0
139	Dhaka CWH	Savar	162,100	88,874	1.8	58,605	39,105	1.5	210	106	2.0	6,654	3,463	1.9	0	102	0.0
140	Dhaka CWH	Serajdikhan	61,900	28,104	2.2	43,060	20,180	2.1	180	45	4.0	3,917	1,745	2.2	300	54	5.6
141	Dhaka CWH	Shibalaya	34,936	18,440	1.9	75,408	7,992	9.4	90	24	3.8	3,352	1,653	2.0	128	43	3.0
142	Dhaka CWH	Shibpur	54,900	27,456	2.0	43,809	20,004	2.2	123	75	1.6	3,844	3,076	1.2	0	94	0.0
143	Dhaka CWH	Singair	58,700	29,831	2.0	29,995	16,020	1.9	100	42	2.4	2,234	1,239	1.8	0	59	0.0
144	Dhaka CWH	Sonargaon	60,300	28,435	2.1	45,810	23,981	1.9	245	77	3.2	6,527	3,543	1.8	0	103	0.0
145	Dhaka CWH	Sreenagar	66,380	45,301	1.5	45,130	25,068	1.8	125	56	2.2	3,082	1,689	1.8	0	36	0.0
146	Dhaka CWH	Sreepur	902,000	53,127	17.0	330,312	34,214	9.7	112	80	1.4	4,615	2,913	1.6	200	98	2.0
147	Dhaka CWH	Tejgaon	270,200	427,218	0.6	107,400	150,457	0.7	1,100	587	1.9	48,869	25,109	1.9	0	479	0.0
148	Dhaka CWH	Tongi	141,200	70,650	2.0	42,030	18,021	2.3	150	113	1.3	4,410	2,176	2.0	0	141	0.0
149	Dhaka CWH	Tongibari	23,500	16,071	1.5	9,630	9,595	1.0	111	17	6.5	1,204	564	2.1	0	42	0.0
150	Dinajpur RWH	Atwari	14,000	8,139	1.7	46,697	12,553	3.7	53	27	2.0	3,332	1,229	2.7	0	33	0.0

SL	Warehouse Name	Upazila Name	Condom			Shukhi			IUD			Injectables			Implant		
			CBL	AMD	MOS	CBL	AMD	MOS	CBL	AMD	MOS	CBL	AMD	MOS	CBL	AMD	MOS
151	Dinajpur RWH	Baliadangi	12,700	4,539	2.8	45,615	10,904	4.2	136	13	10.5	5,891	2,908	2.0	0	19	0.0
152	Dinajpur RWH	Biral	14,900	10,706	1.4	54,600	16,647	3.3	43	31	1.4	1,842	1,493	1.2	0	121	0.0
153	Dinajpur RWH	Birampur	19,800	6,892	2.9	62,460	6,197	10.1	108	27	4.0	3,663	346	10.6	0	46	0.0
154	Dinajpur RWH	Birganj	21,100	10,628	2.0	48,855	23,628	2.1	136	57	2.4	4,340	1,984	2.2	200	176	1.1
155	Dinajpur RWH	Bochaganj	11,300	6,338	1.8	40,527	13,515	3.0	7	33	0.2	1,372	948	1.4	0	75	0.0
156	Dinajpur RWH	Boda	16,400	8,523	1.9	36,570	20,938	1.7	80	26	3.1	4,981	2,570	1.9	0	131	0.0
157	Dinajpur RWH	Chirirbandar	28,400	6,758	4.2	65,115	17,551	3.7	100	20	5.0	3,518	1,433	2.5	0	102	0.0
158	Dinajpur RWH	Debiganj	25,900	14,821	1.7	70,875	29,606	2.4	108	50	2.2	7,762	3,917	2.0	0	94	0.0
159	Dinajpur RWH	Dinajpur Sadar	71,000	35,930	2.0	52,380	24,453	2.1	167	64	2.6	9,186	4,862	1.9	0	175	0.0
160	Dinajpur RWH	Fulbari	18,800	5,941	3.2	63,495	8,664	7.3	51	33	1.5	2,635	380	6.9	0	61	0.0
161	Dinajpur RWH	Haripur	12,400	5,642	2.2	21,495	10,325	2.1	43	15	2.9	2,886	1,596	1.8	0	22	0.0
162	Dinajpur RWH	Kaharole	10,800	4,210	2.6	36,804	9,442	3.9	20	26	0.8	2,451	921	2.7	0	81	0.0
163	Dinajpur RWH	Khansama	15,800	5,879	2.7	35,115	14,731	2.4	40	18	2.2	3,340	1,388	2.4	20	134	0.1
164	Dinajpur RWH	Nawabganj	22,200	11,052	2.0	39,795	15,869	2.5	64	25	2.6	4,135	1,687	2.5	0	94	0.0
165	Dinajpur RWH	Panchagarh Sadar	22,800	10,213	2.2	38,745	19,581	2.0	25	51	0.5	5,468	2,934	1.9	0	72	0.0
166	Dinajpur RWH	Parbatipur	54,300	27,228	2.0	70,658	27,351	2.6	268	159	1.7	6,515	3,371	1.9	0	114	0.0
167	Dinajpur RWH	Pirganj	15,900	7,894	2.0	37,605	14,161	2.7	61	22	2.8	4,778	2,105	2.3	0	104	0.0
168	Dinajpur RWH	Ranisankail	20,600	5,221	3.9	48,480	13,504	3.6	70	15	4.7	7,752	1,532	5.1	0	56	0.0
169	Dinajpur RWH	Tentulia	14,700	7,448	2.0	38,322	10,456	3.7	69	27	2.6	2,387	568	4.2	100	45	2.2
170	Dinajpur RWH	Thakurgaon Sadar	40,700	22,273	1.8	60,525	36,488	1.7	198	46	4.3	12,930	6,252	2.1	0	167	0.0
171	Faridpur RWH	Agailjhara	19,810	10,078	2.0	21,067	9,977	2.1	107	13	8.2	1,948	678	2.9	0	64	0.0
172	Faridpur RWH	Alfadanga	43,220	21,200	2.0	16,944	7,183	2.4	238	18	13.2	1,980	799	2.5	32	25	1.3
173	Faridpur RWH	Babuganj	16,600	5,153	3.2	18,480	6,915	2.7	115	35	3.3	2,128	670	3.2	0	56	0.0
174	Faridpur RWH	Baliakandi	62,100	28,365	2.2	38,175	16,372	2.3	131	52	2.5	3,723	1,429	2.6	0	72	0.0
175	Faridpur RWH	Banari Para	20,100	6,292	3.2	19,262	8,861	2.2	81	24	3.4	2,904	683	4.3	0	48	0.0

SL	Warehouse Name	Upazila Name	Condom			Shukhi			IUD			Injectables			Implant		
			CBL	AMD	MOS	CBL	AMD	MOS	CBL	AMD	MOS	CBL	AMD	MOS	CBL	AMD	MOS
176	Faridpur RWH	Barisal Sadar (kotwali)	96,300	30,105	3.2	40,360	17,917	2.3	0	54	0.0	6,804	3,245	2.1	403	99	4.1
177	Faridpur RWH	Bhanga	47,600	22,884	2.1	41,350	15,444	2.7	258	51	5.1	3,374	871	3.9	0	27	0.0
178	Faridpur RWH	Bhedarganj	33,000	14,045	2.3	33,090	10,224	3.2	139	45	3.1	5,385	2,041	2.6	0	34	0.0
179	Faridpur RWH	Boalmari	56,300	25,504	2.2	39,925	16,359	2.4	162	31	5.2	5,227	1,668	3.1	64	56	1.1
180	Faridpur RWH	Char Bhadrasan	20,600	7,323	2.8	6,984	2,871	2.4	120	13	9.2	1,424	274	5.2	0	21	0.0
181	Faridpur RWH	Damudya	22,600	9,068	2.5	21,040	5,255	4.0	89	26	3.4	1,506	652	2.3	0	29	0.0
182	Faridpur RWH	Faridpur Sadar	110,700	50,075	2.2	41,270	21,411	1.9	258	59	4.4	7,048	3,461	2.0	288	115	2.5
183	Faridpur RWH	Gaurnadi	29,700	9,939	3.0	24,025	10,330	2.3	111	32	3.5	2,750	1,245	2.2	0	60	0.0
184	Faridpur RWH	Goalanda	55,000	26,756	2.1	17,265	7,188	2.4	179	14	12.8	2,526	1,712	1.5	36	65	0.6
185	Faridpur RWH	Gopalganj Sadar	76,836	34,055	2.3	41,662	17,567	2.4	248	67	3.7	6,955	1,244	5.6	73	46	1.6
186	Faridpur RWH	Gosairhat	32,400	14,846	2.2	25,490	9,842	2.6	148	91	1.6	2,910	1,068	2.7	64	31	2.1
187	Faridpur RWH	Jhalokati Sadar	23,700	10,138	2.3	22,650	10,130	2.2	100	37	2.7	3,037	992	3.1	0	80	0.0
188	Faridpur RWH	Kalkini	33,400	13,433	2.5	33,300	14,557	2.3	213	24	8.9	3,652	1,524	2.4	0	83	0.0
189	Faridpur RWH	Kashiani	13,400	30,269	0.4	23,915	18,216	1.3	80	47	1.7	7,022	1,524	4.6	256	14	18.3
190	Faridpur RWH	Kotalipara	54,300	10,032	5.4	30,720	15,330	2.0	93	15	6.2	2,688	785	3.4	50	64	0.8
191	Faridpur RWH	Madaripur Sadar	52,200	22,161	2.4	52,530	23,840	2.2	380	111	3.4	9,419	4,640	2.0	0	124	0.0
192	Faridpur RWH	Madhukhali	37,800	17,535	2.2	37,155	17,779	2.1	130	35	3.7	4,255	1,757	2.4	0	61	0.0
193	Faridpur RWH	Muksudpur	76,900	38,769	2.0	64,207	30,968	2.1	216	44	4.9	5,433	2,386	2.3	64	68	0.9
194	Faridpur RWH	Nagarkanda	38,800	17,115	2.3	12,760	12,733	1.0	164	37	4.4	1,636	706	2.3	144	42	3.4
195	Faridpur RWH	Naria	50,700	11,834	4.3	41,075	12,495	3.3	174	45	3.9	5,401	1,097	4.9	0	56	0.0
196	Faridpur RWH	Nesarabad (swarupkati)	21,000	10,286	2.0	26,550	12,512	2.1	6	34	0.2	2,153	1,097	2.0	0	38	0.0
197	Faridpur RWH	Pangsha	83,600	38,214	2.2	56,750	26,423	2.1	210	59	3.6	5,816	2,641	2.2	100	154	0.6
198	Faridpur RWH	Rajbari Sadar	64,300	33,276	1.9	38,040	17,690	2.2	394	127	3.1	6,274	2,601	2.4	328	200	1.6
199	Faridpur RWH	Rajoir	34,500	17,091	2.0	36,360	17,504	2.1	158	27	5.9	3,230	1,599	2.0	0	32	0.0
200	Faridpur RWH	Sadarpur	36,000	14,778	2.4	41,861	8,189	5.1	132	19	6.9	1,911	827	2.3	0	43	0.0

SL	Warehouse Name	Upazila Name	Condom			Shukhi			IUD			Injectables			Implant		
			CBL	AMD	MOS	CBL	AMD	MOS	CBL	AMD	MOS	CBL	AMD	MOS	CBL	AMD	MOS
201	Faridpur RWH	Saltha	30,700	13,976	2.2	23,415	10,016	2.3	143	47	3.0	2,297	754	3.0	0	59	0.0
202	Faridpur RWH	Shariatpur Sadar	33,500	16,140	2.1	27,041	8,810	3.1	127	66	1.9	4,281	1,264	3.4	128	59	2.2
203	Faridpur RWH	Shib Char	39,000	29,552	1.3	36,720	23,591	1.6	100	62	1.6	4,700	3,047	1.5	0	79	0.0
204	Faridpur RWH	Tungipara	40,800	19,186	2.1	27,045	12,677	2.1	82	10	8.2	2,343	745	3.1	0	22	0.0
205	Faridpur RWH	Wazirpur	33,300	13,697	2.4	31,275	15,266	2.0	86	19	4.5	2,146	1,153	1.9	100	87	1.1
206	Faridpur RWH	Zanjira	40,900	16,564	2.5	26,460	10,142	2.6	77	42	1.8	2,852	1,101	2.6	0	53	0.0
207	Jamalpur RWH	Bakshiganj	36,000	17,198	2.1	24,480	13,910	1.8	135	57	2.4	2,220	1,006	2.2	64	93	0.7
208	Jamalpur RWH	Char Rajibpur	118,800	42,893	2.8	22,402	7,206	3.1	80	6	13.3	3,749	1,356	2.8	64	20	3.2
209	Jamalpur RWH	Dewanganj	61,300	29,699	2.1	34,680	17,514	2.0	55	50	1.1	7,712	3,626	2.1	212	140	1.5
210	Jamalpur RWH	Islampur	85,500	41,539	2.1	51,559	26,355	2.0	83	51	1.6	5,720	2,986	1.9	202	197	1.0
211	Jamalpur RWH	Jamalpur Sadar	113,500	56,598	2.0	88,258	44,134	2.0	228	131	1.7	11,570	5,496	2.1	0	272	0.0
212	Jamalpur RWH	Jhenaigati	34,500	15,969	2.2	39,825	16,565	2.4	100	19	5.3	2,876	1,392	2.1	128	36	3.6
213	Jamalpur RWH	Madarganj	61,400	22,277	2.8	38,085	16,607	2.3	241	60	4.0	2,250	1,363	1.7	328	91	3.6
214	Jamalpur RWH	Melandaha	146,400	29,732	4.9	147,210	22,000	6.7	20	71	0.3	5,700	2,956	1.9	150	93	1.6
215	Jamalpur RWH	Nakla	163,900	12,428	13.2	131,135	13,128	10.0	195	28	7.0	3,296	1,627	2.0	10	116	0.1
216	Jamalpur RWH	Nalitabari	43,200	24,270	1.8	41,535	20,269	2.0	53	26	2.0	3,525	1,758	2.0	128	73	1.8
217	Jamalpur RWH	Raumari	108,400	54,985	2.0	28,170	13,030	2.2	93	32	2.9	5,289	2,642	2.0	64	51	1.3
218	Jamalpur RWH	Sarishabari	144,800	31,743	4.6	81,225	22,998	3.5	251	59	4.3	4,419	1,875	2.4	0	75	0.0
219	Jamalpur RWH	Sherpur Sadar	81,900	45,613	1.8	71,005	36,825	1.9	101	105	1.0	17,975	9,507	1.9	338	112	3.0
220	Jamalpur RWH	Sreebardi	185,800	21,067	8.8	82,305	18,384	4.5	164	13	12.6	4,100	2,025	2.0	192	81	2.4
221	Jessore RWH	Abhaynagar	46,600	22,458	2.1	29,940	11,646	2.6	90	46	2.0	8,225	2,838	2.9	0	74	0.0
222	Jessore RWH	Bagher Para	46,100	33,844	1.4	28,765	14,878	1.9	168	63	2.7	4,121	2,007	2.1	128	91	1.4
223	Jessore RWH	Chaugachha	50,000	21,800	2.3	26,100	12,472	2.1	139	23	6.0	3,690	1,695	2.2	0	50	0.0
224	Jessore RWH	Harinakunda	38,400	8,417	4.6	33,145	15,224	2.2	133	17	7.8	2,535	1,071	2.4	256	71	3.6
225	Jessore RWH	Jessore Sadar	94,000	91,985	1.0	29,520	48,554	0.6	375	111	3.4	15,343	9,526	1.6	350	190	1.8

SL	Warehouse Name	Upazila Name	Condom			Shukhi			IUD			Injectables			Implant		
			CBL	AMD	MOS	CBL	AMD	MOS	CBL	AMD	MOS	CBL	AMD	MOS	CBL	AMD	MOS
226	Jessore RWH	Jhenaidah Sadar	81,500	36,076	2.3	63,855	25,803	2.5	222	110	2.0	7,565	3,491	2.2	344	109	3.2
227	Jessore RWH	Jhikargachha	42,000	21,414	2.0	29,295	12,680	2.3	50	49	1.0	6,050	2,669	2.3	10	49	0.2
228	Jessore RWH	Kalia	106,500	18,987	5.6	12,505	11,469	1.1	155	19	8.2	3,300	737	4.5	0	22	0.0
229	Jessore RWH	Kaliganj	43,100	23,178	1.9	19,515	17,878	1.1	200	16	12.5	2,931	1,435	2.0	64	25	2.6
230	Jessore RWH	Keshabpur	36,200	17,030	2.1	23,205	12,948	1.8	41	30	1.4	4,710	2,763	1.7	64	44	1.5
231	Jessore RWH	Kotchandpur	17,500	7,523	2.3	22,410	7,362	3.0	95	10	9.5	2,050	1,163	1.8	64	16	4.0
232	Jessore RWH	Lohagara	42,000	28,219	1.5	16,360	14,565	1.1	180	34	5.3	7,100	1,747	4.1	0	34	0.0
233	Jessore RWH	Magura Sadar	65,400	36,065	1.8	18,415	33,042	0.6	270	82	3.3	8,642	3,859	2.2	0	101	0.0
234	Jessore RWH	Maheshpur	137,100	26,781	5.1	39,210	16,088	2.4	144	31	4.6	7,200	3,476	2.1	64	59	1.1
235	Jessore RWH	Manirampur	58,200	33,042	1.8	40,470	25,293	1.6	175	147	1.2	12,605	6,112	2.1	64	73	0.9
236	Jessore RWH	Mohammadpur	33,600	7,107	4.7	22,320	10,928	2.0	192	19	10.1	2,692	946	2.8	218	67	3.3
237	Jessore RWH	Narail Sadar	94,700	32,901	2.9	34,585	21,507	1.6	446	49	9.1	14,291	2,241	6.4	96	72	1.3
238	Jessore RWH	Shailkupa	57,800	30,344	1.9	28,575	26,363	1.1	40	37	1.1	3,800	1,850	2.1	192	117	1.6
239	Jessore RWH	Shalikhha	34,460	6,446	5.3	27,693	8,680	3.2	139	24	5.8	1,828	647	2.8	128	39	3.3
240	Jessore RWH	Sharsha	68,200	34,722	2.0	47,625	19,442	2.4	216	44	4.9	11,267	3,761	3.0	256	55	4.7
241	Jessore RWH	Sreepur	58,600	12,149	4.8	26,505	10,605	2.5	101	23	4.4	4,216	962	4.4	64	58	1.1
242	Khulna RWH	Assasuni	38,100	19,193	2.0	44,925	22,947	2.0	132	12	11.0	3,390	1,577	2.1	0	61	0.0
243	Khulna RWH	Bagerhat Sadar	52,200	30,210	1.7	43,170	19,929	2.2	236	61	3.9	3,949	2,208	1.8	0	75	0.0
244	Khulna RWH	Batiaghata	36,400	17,667	2.1	28,890	14,111	2.0	63	21	3.0	1,500	982	1.5	0	48	0.0
245	Khulna RWH	Bhandaria	25,100	12,550	2.0	18,975	7,548	2.5	109	31	3.5	2,211	1,048	2.1	64	44	1.5
246	Khulna RWH	Chitalmari	47,300	19,944	2.4	27,125	10,759	2.5	140	9	15.6	2,753	1,331	2.1	0	40	0.0
247	Khulna RWH	Dacope	45,200	9,349	4.8	37,395	11,866	3.2	108	3	36.0	2,054	784	2.6	0	56	0.0
248	Khulna RWH	Daulatpur	260,000	64,157	4.1	59,025	19,031	3.1	200	68	2.9	14,600	5,728	2.5	40	169	0.2
249	Khulna RWH	Debhata	26,200	13,157	2.0	18,585	7,752	2.4	56	6	9.3	1,353	553	2.4	0	21	0.0
250	Khulna RWH	Dumuria	74,900	28,827	2.6	58,765	22,588	2.6	146	67	2.2	5,745	2,479	2.3	0	190	0.0

SL	Warehouse Name	Upazila Name	Condom			Shukhi			IUD			Injectables			Implant		
			CBL	AMD	MOS	CBL	AMD	MOS	CBL	AMD	MOS	CBL	AMD	MOS	CBL	AMD	MOS
251	Khulna RWH	Fakirhat	31,600	13,912	2.3	17,085	8,742	2.0	43	22	2.0	1,713	770	2.2	0	36	0.0
252	Khulna RWH	Kachua	35,100	15,263	2.3	21,300	7,776	2.7	58	22	2.6	1,652	718	2.3	0	21	0.0
253	Khulna RWH	Kalaroa	55,100	25,666	2.1	26,655	10,573	2.5	69	21	3.3	2,042	1,667	1.2	10	49	0.2
254	Khulna RWH	Kaliganj	283,300	26,590	10.7	34,080	20,698	1.6	60	20	3.0	2,880	1,522	1.9	328	39	8.4
255	Khulna RWH	Kanthalia	14,200	7,633	1.9	12,765	5,473	2.3	37	15	2.5	1,899	727	2.6	84	25	3.4
256	Khulna RWH	Kawkhali	13,000	4,446	2.9	8,480	3,872	2.2	40	23	1.7	985	360	2.7	0	35	0.0
257	Khulna RWH	Khulna Sadar	189,200	137,986	1.4	52,126	47,538	1.1	133	159	0.8	5,373	6,430	0.8	53	94	0.6
258	Khulna RWH	Koyra	34,400	14,321	2.4	41,790	19,521	2.1	66	14	4.7	1,623	602	2.7	128	30	4.3
259	Khulna RWH	Mathbaria	67,400	14,348	4.7	49,815	16,246	3.1	139	75	1.9	3,748	1,645	2.3	50	48	1.0
260	Khulna RWH	Mollahat	34,500	12,511	2.8	25,950	10,685	2.4	65	13	5.0	1,702	535	3.2	0	20	0.0
261	Khulna RWH	Mongla	41,200	24,411	1.7	29,805	12,247	2.4	50	45	1.1	3,161	1,699	1.9	50	25	2.0
262	Khulna RWH	Morrelganj	93,200	27,336	3.4	162,935	29,439	5.5	179	60	3.0	3,930	2,257	1.7	100	46	2.2
263	Khulna RWH	Nazirpur	29,300	14,138	2.1	24,585	11,894	2.1	62	18	3.4	2,900	1,195	2.4	64	27	2.4
264	Khulna RWH	Paikgachha	38,300	13,381	2.9	41,400	19,863	2.1	80	20	4.0	3,150	1,162	2.7	0	76	0.0
265	Khulna RWH	Phultala	51,400	18,359	2.8	12,255	7,353	1.7	130	47	2.8	2,480	1,042	2.4	0	43	0.0
266	Khulna RWH	Pirojpur Sadar	28,300	12,204	2.3	13,050	8,884	1.5	133	71	1.9	2,684	1,059	2.5	14	78	0.2
267	Khulna RWH	Rajapur	15,500	9,934	1.6	14,745	5,677	2.6	57	13	4.4	1,663	689	2.4	0	20	0.0
268	Khulna RWH	Rampal	63,000	16,698	3.8	39,475	10,714	3.7	89	28	3.2	2,106	606	3.5	0	21	0.0
269	Khulna RWH	Rupsa	42,000	14,448	2.9	27,450	9,678	2.8	195	63	3.1	1,903	619	3.1	0	117	0.0
270	Khulna RWH	Sarankhola	50,700	15,809	3.2	31,155	12,280	2.5	26	28	0.9	3,499	1,551	2.3	20	23	0.9
271	Khulna RWH	Satkhira Sadar	90,900	60,127	1.5	45,385	23,939	1.9	164	68	2.4	8,440	4,547	1.9	0	78	0.0
272	Khulna RWH	Shyamnagar	366,000	22,368	16.4	49,200	25,137	2.0	74	21	3.5	2,730	1,210	2.3	30	82	0.4
273	Khulna RWH	Tala	30,800	16,916	1.8	37,800	16,809	2.2	195	69	2.8	3,701	2,356	1.6	0	61	0.0
274	Khulna RWH	Terokhada	113,600	19,318	5.9	72,630	10,176	7.1	15	18	0.8	1,965	514	3.8	0	32	0.0
275	Khulna RWH	Zianagar	7,400	3,643	2.0	9,580	3,745	2.6	26	36	0.7	1,329	553	2.4	0	24	0.0

SL	Warehouse Name	Upazila Name	Condom			Shukhi			IUD			Injectables			Implant		
			CBL	AMD	MOS	CBL	AMD	MOS	CBL	AMD	MOS	CBL	AMD	MOS	CBL	AMD	MOS
276	Kushtia RWH	Alamdanga	40,700	19,795	2.1	37,500	18,103	2.1	105	26	4.0	6,250	3,100	2.0	128	82	1.6
277	Kushtia RWH	Bheramara	52,000	24,671	2.1	23,100	10,654	2.2	52	11	4.7	4,126	1,974	2.1	30	19	1.6
278	Kushtia RWH	Chuadanga Sadar	63,900	39,226	1.6	34,560	16,927	2.0	101	72	1.4	7,264	3,884	1.9	0	41	0.0
279	Kushtia RWH	Damurhuda	37,800	21,655	1.7	27,000	12,874	2.1	26	25	1.0	6,270	3,424	1.8	128	47	2.7
280	Kushtia RWH	Daulatpur	90,800	44,276	2.1	50,010	24,175	2.1	72	6	12.0	8,180	4,258	1.9	0	33	0.0
281	Kushtia RWH	Gangni	58,800	32,142	1.8	36,480	18,786	1.9	52	29	1.8	10,622	5,482	1.9	10	29	0.3
282	Kushtia RWH	Jiban Nagar	33,400	17,699	1.9	19,935	12,249	1.6	60	32	1.9	3,942	2,031	1.9	0	73	0.0
283	Kushtia RWH	Khoksa	38,000	18,155	2.1	17,545	8,369	2.1	32	4	8.0	1,306	544	2.4	0	44	0.0
284	Kushtia RWH	Kumarkhali	67,080	32,570	2.1	31,926	14,654	2.2	32	19	1.7	5,532	2,667	2.1	0	59	0.0
285	Kushtia RWH	Kushtia Sadar	106,500	58,041	1.8	64,920	30,961	2.1	170	64	2.7	10,756	5,328	2.0	146	136	1.1
286	Kushtia RWH	Meherpur Sadar	58,500	35,459	1.6	27,705	13,836	2.0	54	23	2.3	6,491	3,314	2.0	64	26	2.5
287	Kushtia RWH	Mirpur	58,400	27,394	2.1	36,525	17,817	2.1	35	12	2.9	4,374	2,437	1.8	64	40	1.6
288	Kushtia RWH	Mujib Nagar	22,700	8,693	2.6	8,550	3,607	2.4	30	4	7.5	2,789	1,297	2.2	0	28	0.0
289	Mymensingh RWH	Atpara	22,900	10,210	2.2	26,250	13,259	2.0	50	7	7.1	1,857	833	2.2	0	44	0.0
290	Mymensingh RWH	Austagram	33,900	14,948	2.3	19,482	9,321	2.1	54	31	1.7	2,404	1,240	1.9	64	46	1.4
291	Mymensingh RWH	Bajitpur	42,600	20,114	2.1	34,740	15,733	2.2	50	15	3.3	2,091	958	2.2	64	43	1.5
292	Mymensingh RWH	Barhatta	36,100	16,067	2.2	34,560	14,201	2.4	50	9	5.6	3,073	1,570	2.0	0	55	0.0
293	Mymensingh RWH	Bhairab	77,140	35,512	2.2	47,835	21,928	2.2	89	33	2.7	4,114	2,048	2.0	164	98	1.7
294	Mymensingh RWH	Bhaluka	59,400	31,337	1.9	56,310	33,941	1.7	159	92	1.7	3,680	1,929	1.9	164	101	1.6
295	Mymensingh RWH	Dharampasha	42,600	21,234	2.0	37,620	17,288	2.2	25	16	1.6	3,800	1,848	2.1	100	247	0.4
296	Mymensingh RWH	Dhobaura	53,000	23,999	2.2	41,955	15,492	2.7	25	12	2.1	3,850	1,405	2.7	20	11	1.8
297	Mymensingh RWH	Durgapur	36,400	24,509	1.5	30,969	19,379	1.6	104	24	4.3	3,678	2,487	1.5	350	68	5.1
298	Mymensingh RWH	Fulbaria	59,200	21,774	2.7	86,070	39,687	2.2	93	44	2.1	2,708	1,548	1.7	128	38	3.4
299	Mymensingh RWH	Gaffargaon	107,300	52,785	2.0	70,680	36,972	1.9	88	30	2.9	3,961	2,412	1.6	164	72	2.3
300	Mymensingh RWH	Gauripur	46,500	21,646	2.1	51,990	24,480	2.1	62	52	1.2	4,316	2,025	2.1	64	54	1.2

SL	Warehouse Name	Upazila Name	Condom			Shukhi			IUD			Injectables			Implant		
			CBL	AMD	MOS	CBL	AMD	MOS	CBL	AMD	MOS	CBL	AMD	MOS	CBL	AMD	MOS
301	Mymensingh RWH	Haluaghat	51,500	25,735	2.0	57,165	27,831	2.1	260	19	13.7	3,643	1,873	1.9	128	58	2.2
302	Mymensingh RWH	Hossainpur	33,200	17,561	1.9	44,040	19,570	2.3	101	36	2.8	2,949	1,548	1.9	0	52	0.0
303	Mymensingh RWH	Ishwarganj	37,600	18,436	2.0	76,090	41,966	1.8	0	17	0.0	3,221	1,812	1.8	164	41	4.0
304	Mymensingh RWH	Itna	25,500	18,326	1.4	27,615	17,604	1.6	67	19	3.5	1,344	738	1.8	0	30	0.0
305	Mymensingh RWH	Kalmakanda	74,500	32,582	2.3	58,260	23,991	2.4	46	7	6.6	4,078	1,624	2.5	103	32	3.2
306	Mymensingh RWH	Karimganj	43,300	20,187	2.1	52,805	21,333	2.5	62	47	1.3	2,912	1,358	2.1	300	107	2.8
307	Mymensingh RWH	Katiadi	77,497	35,832	2.2	43,523	19,594	2.2	59	60	1.0	4,364	2,193	2.0	0	86	0.0
308	Mymensingh RWH	Kendua	33,800	15,992	2.1	54,375	24,366	2.2	117	53	2.2	2,448	1,284	1.9	70	85	0.8
309	Mymensingh RWH	Khaliajuri	21,600	6,592	3.3	14,615	6,463	2.3	24	5	4.8	1,155	502	2.3	48	16	3.0
310	Mymensingh RWH	Kishoreganj Sadar	83,000	47,972	1.7	64,260	31,378	2.0	238	102	2.3	4,359	2,561	1.7	336	112	3.0
311	Mymensingh RWH	Kuliar Char	35,900	18,265	2.0	32,245	15,126	2.1	54	27	2.0	1,905	1,443	1.3	50	58	0.9
312	Mymensingh RWH	Madan	29,600	14,690	2.0	35,642	14,999	2.4	54	9	6.0	1,771	771	2.3	0	36	0.0
313	Mymensingh RWH	Mithamain	32,700	12,635	2.6	25,695	8,290	3.1	36	8	4.5	656	234	2.8	0	38	0.0
314	Mymensingh RWH	Mohanganj	25,100	13,361	1.9	40,685	19,792	2.1	79	31	2.5	2,266	1,080	2.1	128	29	4.4
315	Mymensingh RWH	Muktagachha	58,700	29,519	2.0	83,115	39,749	2.1	62	19	3.3	4,201	2,057	2.0	128	52	2.5
316	Mymensingh RWH	Mymensingh Sadar	171,800	81,372	2.1	111,930	52,713	2.1	419	228	1.8	7,195	3,939	1.8	100	322	0.3
317	Mymensingh RWH	Nandail	39,600	16,589	2.4	101,640	51,200	2.0	50	68	0.7	4,880	2,507	1.9	512	34	15.1
318	Mymensingh RWH	Netrakona Sadar	81,500	33,074	2.5	61,620	26,876	2.3	115	28	4.1	4,887	2,838	1.7	300	147	2.0
319	Mymensingh RWH	Nikli	32,700	17,226	1.9	20,591	8,555	2.4	35	39	0.9	1,601	880	1.8	0	77	0.0
320	Mymensingh RWH	Pakundia	49,300	21,340	2.3	35,235	17,765	2.0	60	38	1.6	3,212	1,530	2.1	64	57	1.1
321	Mymensingh RWH	Phulpur	57,800	28,817	2.0	92,605	49,968	1.9	188	86	2.2	4,039	2,188	1.8	768	155	5.0
322	Mymensingh RWH	Purbadhala	45,400	20,891	2.2	52,530	26,827	2.0	11	35	0.3	4,760	2,498	1.9	0	151	0.0
323	Mymensingh RWH	Tarail	43,650	22,789	1.9	30,105	14,247	2.1	58	23	2.5	1,698	860	2.0	0	34	0.0
324	Mymensingh RWH	Trishal	66,000	34,841	1.9	84,675	43,329	2.0	43	45	1.0	3,996	2,179	1.8	812	65	12.5
325	Noakhali RWH	Begumganj	22,000	31,784	0.7	1,185	16,340	0.1	56	115	0.5	626	2,512	0.2	0	132	0.0

SL	Warehouse Name	Upazila Name	Condom			Shukhi			IUD			Injectables			Implant		
			CBL	AMD	MOS	CBL	AMD	MOS	CBL	AMD	MOS	CBL	AMD	MOS	CBL	AMD	MOS
326	Noakhali RWH	Chatkhil	12,400	6,431	1.9	7,830	5,171	1.5	117	19	6.2	1,658	933	1.8	0	36	0.0
327	Noakhali RWH	Chhagalnaiya	18,600	10,935	1.7	13,575	7,357	1.8	89	21	4.2	8,893	1,126	7.9	0	26	0.0
328	Noakhali RWH	Companiganj	19,700	13,421	1.5	336	7,990	0.0	166	26	6.4	1,766	1,509	1.2	100	36	2.8
329	Noakhali RWH	Daganbhuiyan	24,700	24,766	1.0	15,930	9,110	1.7	69	26	2.7	2,208	1,346	1.6	0	32	0.0
330	Noakhali RWH	Feni Sadar	68,600	61,976	1.1	23,019	20,847	1.1	209	177	1.2	5,121	4,610	1.1	51	116	0.4
331	Noakhali RWH	Fulgazi	20,600	12,477	1.7	19,545	6,008	3.3	40	29	1.4	1,510	799	1.9	50	12	4.2
332	Noakhali RWH	Hatiya	29,000	20,282	1.4	12,315	15,879	0.8	131	74	1.8	5,215	2,930	1.8	400	276	1.4
333	Noakhali RWH	Kabirhat	18,430	13,968	1.3	6,759	8,228	0.8	111	16	6.9	3,087	1,638	1.9	10	50	0.2
334	Noakhali RWH	Kamalnagar	18,500	11,606	1.6	25,239	7,069	3.6	102	16	6.4	5,962	3,017	2.0	100	76	1.3
335	Noakhali RWH	Lakshmipur Sadar	25,600	27,115	0.9	23,100	19,550	1.2	105	136	0.8	7,700	7,109	1.1	194	200	1.0
336	Noakhali RWH	Noakhali Sadar	3,000	45,760	0.1	585	14,388	0.0	5	81	0.1	2,673	4,212	0.6	0	55	0.0
337	Noakhali RWH	Parshuram	19,900	13,096	1.5	13,649	6,048	2.3	58	13	4.5	2,393	1,054	2.3	0	25	0.0
338	Noakhali RWH	Ramganj	20,500	8,317	2.5	3,840	5,969	0.6	64	51	1.3	2,721	1,792	1.5	0	56	0.0
339	Noakhali RWH	Ramgati	29,257	8,598	3.4	17,473	8,738	2.0	149	29	5.1	7,734	3,730	2.1	100	75	1.3
340	Noakhali RWH	Roypur	20,400	5,565	3.7	21,105	9,683	2.2	131	64	2.0	4,637	1,728	2.7	100	69	1.4
341	Noakhali RWH	Senbagh	16,200	17,451	0.9	7,320	9,662	0.8	59	28	2.1	1,600	1,597	1.0	0	48	0.0
342	Noakhali RWH	Sonagazi	56,800	17,872	3.2	65,520	10,246	6.4	80	36	2.2	5,400	2,861	1.9	0	40	0.0
343	Noakhali RWH	Sonaimuri	24,900	12,230	2.0	7,695	8,315	0.9	51	23	2.2	3,384	1,904	1.8	10	39	0.3
344	Noakhali RWH	Subarnachar	19,900	27,476	0.7	7,745	9,558	0.8	130	12	10.8	3,050	1,887	1.6	0	37	0.0
345	Pabna RWH	Atgharia	31,500	9,087	3.5	36,225	10,815	3.3	85	17	5.0	1,482	674	2.2	100	24	4.2
346	Pabna RWH	Belkuchi	111,200	53,892	2.1	53,130	28,078	1.9	149	28	5.3	4,918	2,343	2.1	100	39	2.6
347	Pabna RWH	Bera	30,000	12,958	2.3	32,490	14,524	2.2	276	81	3.4	3,242	1,494	2.2	20	36	0.6
348	Pabna RWH	Bhangura	38,500	11,847	3.2	49,760	8,744	5.7	140	19	7.4	594	246	2.4	0	48	0.0
349	Pabna RWH	Chatmohar	74,500	37,693	2.0	59,250	28,532	2.1	185	71	2.6	2,136	1,237	1.7	0	84	0.0
350	Pabna RWH	Faridpur	18,500	8,733	2.1	45,795	6,107	7.5	134	26	5.2	2,743	1,395	2.0	100	36	2.8

SL	Warehouse Name	Upazila Name	Condom			Shukhi			IUD			Injectables			Implant		
			CBL	AMD	MOS	CBL	AMD	MOS	CBL	AMD	MOS	CBL	AMD	MOS	CBL	AMD	MOS
351	Pabna RWH	Ishwardi	90,500	40,575	2.2	49,491	19,056	2.6	112	61	1.8	5,223	2,682	1.9	100	79	1.3
352	Pabna RWH	Kamarkhanda	20,300	8,705	2.3	33,940	8,450	4.0	75	15	5.0	2,307	1,252	1.8	0	27	0.0
353	Pabna RWH	Kazipur	26,200	37,161	0.7	22,110	17,175	1.3	139	70	2.0	6,100	2,265	2.7	0	98	0.0
354	Pabna RWH	Pabna Sadar	103,700	85,302	1.2	102,510	55,226	1.9	290	135	2.1	1,900	9,447	0.2	50	74	0.7
355	Pabna RWH	Royganj	86,500	27,395	3.2	48,960	21,086	2.3	215	36	6.0	7,230	2,525	2.9	0	27	0.0
356	Pabna RWH	Santhia	84,300	33,547	2.5	74,265	29,891	2.5	237	44	5.4	12,100	5,373	2.3	0	35	0.0
357	Pabna RWH	Shahjadpur	128,700	67,465	1.9	67,755	32,598	2.1	616	232	2.7	16,633	8,419	2.0	0	153	0.0
358	Pabna RWH	Sirajganj Sadar	107,500	50,386	2.1	62,181	27,882	2.2	180	36	5.0	8,585	4,560	1.9	0	56	0.0
359	Pabna RWH	Sujanagar	45,200	22,860	2.0	36,450	17,027	2.1	194	87	2.2	5,383	2,607	2.1	0	43	0.0
360	Pabna RWH	Tarash	34,200	16,795	2.0	40,095	18,071	2.2	217	58	3.7	2,351	1,125	2.1	0	35	0.0
361	Pabna RWH	Ullah Para	181,000	81,914	2.2	94,335	46,236	2.0	227	101	2.2	10,700	5,310	2.0	0	72	0.0
362	Patuakhali RWH	Amtali	45,300	10,340	4.4	35,490	18,015	2.0	40	26	1.5	4,099	1,932	2.1	200	163	1.2
363	Patuakhali RWH	Bakerganj	39,400	21,270	1.9	33,105	15,563	2.1	134	31	4.3	4,945	2,358	2.1	216	62	3.5
364	Patuakhali RWH	Bamna	5,200	2,347	2.2	8,385	3,997	2.1	110	22	5.0	467	235	2.0	164	64	2.6
365	Patuakhali RWH	Barguna Sadar	16,700	10,490	1.6	29,085	14,048	2.1	250	93	2.7	7,600	4,361	1.7	100	147	0.7
366	Patuakhali RWH	Bauphal	28,600	13,330	2.1	41,760	19,702	2.1	160	52	3.1	5,850	2,655	2.2	300	129	2.3
367	Patuakhali RWH	Betagi	24,300	3,302	7.4	23,160	4,946	4.7	75	27	2.8	1,485	790	1.9	200	25	8.0
368	Patuakhali RWH	Dashmina	10,600	3,547	3.0	11,250	5,426	2.1	106	24	4.4	2,058	956	2.2	200	82	2.4
369	Patuakhali RWH	Dumki	10,700	3,618	3.0	7,110	3,208	2.2	39	15	2.6	1,069	472	2.3	200	34	5.9
370	Patuakhali RWH	Galachipa	45,000	9,916	4.5	40,419	21,534	1.9	122	15	8.1	8,220	4,105	2.0	50	71	0.7
371	Patuakhali RWH	Kalapara	28,100	13,110	2.1	32,430	15,687	2.1	104	33	3.2	6,814	3,585	1.9	200	63	3.2
372	Patuakhali RWH	Mirzaganj	24,700	8,066	3.1	14,570	6,953	2.1	40	13	3.1	1,344	646	2.1	400	36	11.1
373	Patuakhali RWH	Nalchity	18,300	8,357	2.2	15,810	7,670	2.1	122	28	4.4	3,325	1,689	2.0	264	60	4.4
374	Patuakhali RWH	Patharghata	10,900	5,614	1.9	13,740	7,417	1.9	130	21	6.2	3,198	1,465	2.2	300	65	4.6
375	Patuakhali RWH	Patuakhali Sadar	33,200	20,229	1.6	27,840	13,932	2.0	185	95	1.9	7,100	3,879	1.8	284	89	3.2

SL	Warehouse Name	Upazila Name	Condom			Shukhi			IUD			Injectables			Implant		
			CBL	AMD	MOS	CBL	AMD	MOS	CBL	AMD	MOS	CBL	AMD	MOS	CBL	AMD	MOS
376	Rajshahi RWH	Bagatipara	59,400	13,765	4.3	355,770	7,790	45.7	53	7	7.6	1,358	438	3.1	80	59	1.4
377	Rajshahi RWH	Bagha	64,400	28,651	2.2	21,375	10,453	2.0	86	14	6.1	3,606	1,766	2.0	0	36	0.0
378	Rajshahi RWH	Baghmara	131,500	49,191	2.7	168,720	33,666	5.0	113	80	1.4	5,789	2,869	2.0	0	61	0.0
379	Rajshahi RWH	Baraigram	86,798	37,186	2.3	117,495	21,150	5.6	55	45	1.2	6,072	3,075	2.0	0	73	0.0
380	Rajshahi RWH	Bholahat	42,800	8,799	4.9	27,090	5,567	4.9	5	6	0.8	1,981	775	2.6	0	27	0.0
381	Rajshahi RWH	Boalia	327,600	187,708	1.7	26,505	9,971	2.7	222	71	3.1	7,609	3,739	2.0	0	104	0.0
382	Rajshahi RWH	Chapai Nababganj Sadar	82,400	46,545	1.8	39,020	19,606	2.0	120	66	1.8	7,680	4,002	1.9	0	59	0.0
383	Rajshahi RWH	Charghat	48,500	25,065	1.9	267,975	13,516	19.8	59	18	3.3	2,379	1,306	1.8	0	50	0.0
384	Rajshahi RWH	Durgapur	49,300	21,736	2.3	267,630	9,714	27.6	27	8	3.4	1,657	761	2.2	0	35	0.0
385	Rajshahi RWH	Godagari	107,100	37,165	2.9	458,430	18,033	25.4	83	31	2.7	6,577	3,379	1.9	0	26	0.0
386	Rajshahi RWH	Gomastapur	54,400	26,640	2.0	45,840	15,908	2.9	70	22	3.2	3,666	1,492	2.5	0	37	0.0
387	Rajshahi RWH	Gurudaspur	31,900	34,486	0.9	179,392	18,724	9.6	73	19	3.8	1,316	1,611	0.8	0	84	0.0
388	Rajshahi RWH	Lalpur	94,600	30,695	3.1	202,125	18,719	10.8	57	32	1.8	4,884	2,263	2.2	0	109	0.0
389	Rajshahi RWH	Mohanpur	59,600	19,851	3.0	260,130	13,468	19.3	56	9	6.2	4,360	2,150	2.0	0	63	0.0
390	Rajshahi RWH	Nachole	38,300	11,996	3.2	31,875	6,725	4.7	35	6	5.8	2,600	1,193	2.2	0	11	0.0
391	Rajshahi RWH	Natore Sadar	96,600	48,622	2.0	44,265	21,840	2.0	265	129	2.1	3,824	1,864	2.1	0	123	0.0
392	Rajshahi RWH	Paba	96,300	47,454	2.0	54,705	15,939	3.4	48	21	2.3	6,244	4,074	1.5	0	52	0.0
393	Rajshahi RWH	Puthia	74,900	29,459	2.5	39,645	13,894	2.9	64	9	7.1	2,931	1,597	1.8	0	50	0.0
394	Rajshahi RWH	Shibganj	96,100	44,954	2.1	71,790	26,305	2.7	90	57	1.6	5,858	2,932	2.0	0	45	0.0
395	Rajshahi RWH	Singra	118,210	42,057	2.8	300,109	28,828	10.4	63	34	1.9	4,949	2,698	1.8	200	124	1.6
396	Rajshahi RWH	Tanore	96,800	16,040	6.0	275,910	14,381	19.2	120	23	5.2	3,877	1,213	3.2	0	136	0.0
397	Rangamati RWH	Baghaichhari	64,700	10,183	6.4	23,194	6,517	3.6	54	9	6.0	1,641	446	3.7	20	15	1.3
398	Rangamati RWH	Barkal	31,800	5,612	5.7	21,195	3,355	6.3	14	7	2.0	2,105	441	4.8	0	0	0.0
399	Rangamati RWH	Belai Chhari	36,200	2,587	14.0	16,365	2,481	6.6	34	4	8.5	537	160	3.4	0	5	0.0
400	Rangamati RWH	Jurai Chhari	22,900	2,561	8.9	17,895	2,093	8.5	34	4	8.5	607	142	4.3	0	0	0.0

SL	Warehouse Name	Upazila Name	Condom			Shukhi			IUD			Injectables			Implant		
			CBL	AMD	MOS	CBL	AMD	MOS	CBL	AMD	MOS	CBL	AMD	MOS	CBL	AMD	MOS
401	Rangamati RWH	Kaptai	26,500	5,396	4.9	18,090	2,781	6.5	51	3	17.0	1,809	402	4.5	64	34	1.9
402	Rangamati RWH	Kawkhali (betbunia)	57,000	5,881	9.7	23,160	3,461	6.7	195	13	15.0	3,792	584	6.5	65	20	3.3
403	Rangamati RWH	Langadu	64,100	10,891	5.9	37,980	4,814	7.9	250	9	27.8	4,718	381	12.4	121	31	3.9
404	Rangamati RWH	Naniarchar	18,300	6,510	2.8	14,637	4,547	3.2	53	3	17.7	1,022	247	4.1	35	16	2.2
405	Rangamati RWH	Rajasthali	19,800	1,718	11.5	4,950	1,500	3.3	66	1	66.0	487	115	4.2	64	21	3.0
406	Rangamati RWH	Rangamati Sadar	24,300	14,010	1.7	37,650	7,493	5.0	385	43	9.0	1,507	804	1.9	128	67	1.9
407	Rangpur RWH	Aditmari	34,800	19,706	1.8	29,774	14,839	2.0	53	113	0.5	5,712	2,932	1.9	0	114	0.0
408	Rangpur RWH	Badarganj	171,000	15,647	10.9	469,800	33,068	14.2	90	39	2.3	5,425	3,076	1.8	0	94	0.0
409	Rangpur RWH	Bhurungamari	81,600	25,394	3.2	345,370	23,988	14.4	107	16	6.7	9,149	3,199	2.9	0	59	0.0
410	Rangpur RWH	Chilmari	22,400	10,502	2.1	143,910	15,518	9.3	101	30	3.4	1,739	1,163	1.5	0	55	0.0
411	Rangpur RWH	Dimla	20,500	6,997	2.9	99,630	22,504	4.4	54	27	2.0	5,995	3,033	2.0	448	51	8.8
412	Rangpur RWH	Domar	25,500	10,707	2.4	379,715	19,126	19.9	65	29	2.2	5,220	2,764	1.9	0	90	0.0
413	Rangpur RWH	Fulchhari	21,400	19,971	1.1	17,745	12,353	1.4	42	47	0.9	2,320	2,955	0.8	0	44	0.0
414	Rangpur RWH	Gaibandha Sadar	47,700	23,724	2.0	63,870	32,194	2.0	296	122	2.4	10,756	5,900	1.8	0	381	0.0
415	Rangpur RWH	Gangachara	40,500	12,965	3.1	952,470	21,076	45.2	53	47	1.1	7,575	4,595	1.6	0	120	0.0
416	Rangpur RWH	Gobindaganj	102,899	50,635	2.0	408,025	41,951	9.7	135	46	2.9	7,397	4,311	1.7	0	86	0.0
417	Rangpur RWH	Hatibandha	40,200	13,691	2.9	123,915	17,092	7.2	150	51	2.9	5,285	2,790	1.9	0	135	0.0
418	Rangpur RWH	Jaldhaka	37,300	16,374	2.3	257,985	27,096	9.5	58	43	1.3	8,030	4,124	1.9	100	70	1.4
419	Rangpur RWH	Kaliganj	20,300	9,436	2.2	122,085	16,957	7.2	104	58	1.8	4,398	2,255	2.0	0	110	0.0
420	Rangpur RWH	Kaunia	17,800	14,739	1.2	14,865	13,709	1.1	75	33	2.3	2,794	2,967	0.9	0	107	0.0
421	Rangpur RWH	Kishoreganj	24,200	5,430	4.5	40,185	18,380	2.2	95	41	2.3	3,727	1,860	2.0	0	93	0.0
422	Rangpur RWH	Kurigram Sadar	38,200	16,406	2.3	46,528	23,520	2.0	168	50	3.4	8,294	4,383	1.9	0	76	0.0
423	Rangpur RWH	Lalmonirhat Sadar	34,300	16,642	2.1	35,695	19,069	1.9	82	38	2.2	9,062	4,624	2.0	0	93	0.0
424	Rangpur RWH	Mitha Pukur	61,200	29,752	2.1	70,575	36,296	1.9	71	25	2.8	8,046	4,584	1.8	0	102	0.0
425	Rangpur RWH	Nageshwari	43,200	19,886	2.2	106,373	51,852	2.1	110	31	3.5	10,966	5,719	1.9	0	69	0.0

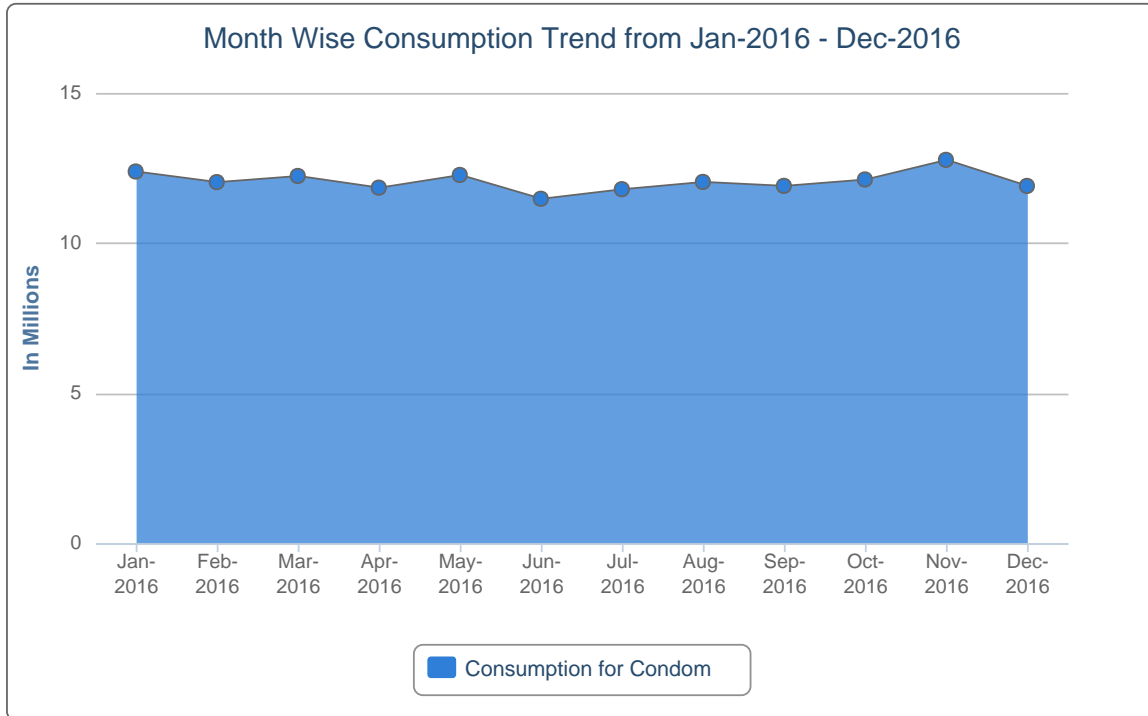
SL	Warehouse Name	Upazila Name	Condom			Shukhi			IUD			Injectables			Implant		
			CBL	AMD	MOS	CBL	AMD	MOS	CBL	AMD	MOS	CBL	AMD	MOS	CBL	AMD	MOS
426	Rangpur RWH	Nilphamari Sadar	30,000	18,303	1.6	75,975	37,632	2.0	86	94	0.9	8,475	4,500	1.9	64	77	0.8
427	Rangpur RWH	Palashbari	23,000	10,241	2.2	39,915	19,935	2.0	109	35	3.1	4,959	2,896	1.7	0	89	0.0
428	Rangpur RWH	Patgram	27,200	8,488	3.2	119,250	14,160	8.4	32	42	0.8	4,487	2,022	2.2	64	37	1.7
429	Rangpur RWH	Phulbari	24,200	6,148	3.9	95,220	17,199	5.5	107	68	1.6	5,335	3,023	1.8	0	54	0.0
430	Rangpur RWH	Pirgachha	51,700	22,729	2.3	58,550	26,807	2.2	187	98	1.9	8,700	4,569	1.9	100	61	1.6
431	Rangpur RWH	Pirganj	69,700	32,658	2.1	111,915	38,541	2.9	120	80	1.5	9,544	4,573	2.1	0	98	0.0
432	Rangpur RWH	Rajarhat	35,500	17,206	2.1	35,715	18,179	2.0	74	56	1.3	6,151	3,544	1.7	0	47	0.0
433	Rangpur RWH	Rangpur Sadar	66,700	43,956	1.5	78,490	39,563	2.0	268	120	2.2	12,800	6,593	1.9	0	252	0.0
434	Rangpur RWH	Sadullapur	71,800	37,288	1.9	207,380	25,516	8.1	212	70	3.0	8,217	4,274	1.9	256	66	3.9
435	Rangpur RWH	Saghata	30,100	11,545	2.6	66,960	21,877	3.1	156	64	2.4	5,150	1,653	3.1	0	48	0.0
436	Rangpur RWH	Saidpur	67,100	34,526	1.9	35,220	16,702	2.1	80	28	2.9	3,781	2,300	1.6	0	50	0.0
437	Rangpur RWH	Sundarganj	77,000	44,476	1.7	77,476	47,806	1.6	381	201	1.9	11,646	6,921	1.7	0	312	0.0
438	Rangpur RWH	Taraganj	14,700	9,388	1.6	21,292	10,996	1.9	57	14	4.1	3,160	1,337	2.4	0	81	0.0
439	Rangpur RWH	Ulipur	50,900	22,511	2.3	96,735	44,255	2.2	120	40	3.0	10,654	4,723	2.3	0	107	0.0
440	Sylhet RWH	Ajmiriganj	25,500	3,871	6.6	19,005	5,248	3.6	200	18	11.1	1,894	254	7.5	0	10	0.0
441	Sylhet RWH	Bahubal	16,000	10,812	1.5	17,012	7,481	2.3	89	8	11.1	1,376	589	2.3	64	20	3.2
442	Sylhet RWH	Balaganj	124,100	46,450	2.7	30,135	13,901	2.2	179	15	11.9	6,161	2,409	2.6	0	50	0.0
443	Sylhet RWH	Baniachong	71,200	16,882	4.2	28,795	13,176	2.2	175	3	58.3	6,922	907	7.6	4	46	0.1
444	Sylhet RWH	Barlekha	25,900	12,457	2.1	22,320	9,703	2.3	83	23	3.6	1,800	845	2.1	100	47	2.1
445	Sylhet RWH	Beani Bazar	74,862	24,173	3.1	16,783	6,798	2.5	280	21	13.3	4,852	628	7.7	154	33	4.7
446	Sylhet RWH	Bishwambarpur	32,500	5,992	5.4	22,235	6,934	3.2	117	11	10.6	1,777	456	3.9	232	22	10.5
447	Sylhet RWH	Bishwanath	28,300	10,818	2.6	21,435	4,602	4.7	72	27	2.7	1,653	525	3.1	64	31	2.1
448	Sylhet RWH	Chhatak	74,300	19,687	3.8	29,560	11,904	2.5	167	85	2.0	3,709	746	5.0	450	19	23.7
449	Sylhet RWH	Chunarughat	18,250	11,548	1.6	17,309	18,114	1.0	170	14	12.1	3,568	1,428	2.5	208	23	9.0
450	Sylhet RWH	Companiganj	48,200	18,150	2.7	16,755	7,956	2.1	125	8	15.6	4,433	1,543	2.9	20	21	1.0

SL	Warehouse Name	Upazila Name	Condom			Shukhi			IUD			Injectables			Implant		
			CBL	AMD	MOS	CBL	AMD	MOS	CBL	AMD	MOS	CBL	AMD	MOS	CBL	AMD	MOS
451	Sylhet RWH	Dakshin Sunamganj	35,500	12,832	2.8	14,865	7,606	2.0	201	15	13.4	1,776	776	2.3	50	29	1.7
452	Sylhet RWH	Dakshin Surma	103,300	47,241	2.2	39,240	14,219	2.8	135	11	12.3	3,075	1,473	2.1	100	10	10.0
453	Sylhet RWH	Derai	95,600	37,241	2.6	32,532	12,700	2.6	250	32	7.8	3,037	1,118	2.7	88	59	1.5
454	Sylhet RWH	Dowarabazar	52,400	14,171	3.7	38,232	12,319	3.1	177	9	19.7	2,874	1,259	2.3	36	40	0.9
455	Sylhet RWH	Fenchuganj	16,100	9,725	1.7	13,650	3,784	3.6	100	23	4.3	778	407	1.9	50	15	3.3
456	Sylhet RWH	Golapganj	89,200	39,171	2.3	39,300	10,143	3.9	145	29	5.0	7,642	754	10.1	102	44	2.3
457	Sylhet RWH	Gowainghat	73,700	26,589	2.8	20,925	11,945	1.8	0	26	0.0	4,596	2,921	1.6	24	36	0.7
458	Sylhet RWH	Habiganj Sadar	70,200	20,995	3.3	40,580	15,432	2.6	206	47	4.4	4,411	1,705	2.6	0	48	0.0
459	Sylhet RWH	Jagannathpur	49,200	20,341	2.4	12,495	9,808	1.3	147	18	8.2	963	523	1.8	10	61	0.2
460	Sylhet RWH	Jaintiapur	51,869	23,284	2.2	39,513	7,693	5.1	94	16	5.9	4,316	2,103	2.1	0	35	0.0
461	Sylhet RWH	Jamalganj	63,860	16,166	4.0	31,339	11,808	2.7	254	3	84.7	2,783	1,335	2.1	14	36	0.4
462	Sylhet RWH	Juri	37,300	8,680	4.3	13,355	6,154	2.2	20	19	1.1	1,360	523	2.6	64	27	2.4
463	Sylhet RWH	Kamalganj	41,900	18,276	2.3	26,265	18,059	1.5	105	45	2.3	3,385	1,611	2.1	0	49	0.0
464	Sylhet RWH	Kanaighat	79,300	42,840	1.9	28,746	13,871	2.1	92	22	4.2	5,591	2,443	2.3	150	34	4.4
465	Sylhet RWH	Kulaura	52,400	13,711	3.8	36,878	12,368	3.0	255	13	19.6	5,950	2,851	2.1	0	45	0.0
466	Sylhet RWH	Lakhai	31,600	7,461	4.2	18,195	8,290	2.2	104	3	34.7	894	446	2.0	0	27	0.0
467	Sylhet RWH	Madhabpur	50,800	19,810	2.6	38,220	20,140	1.9	73	18	4.1	3,961	1,101	3.6	2	52	0.0
468	Sylhet RWH	Maulvibazar Sadar	54,000	14,947	3.6	23,305	12,546	1.9	106	38	2.8	3,280	1,297	2.5	100	63	1.6
469	Sylhet RWH	Nabiganj	76,100	9,065	8.4	40,590	13,368	3.0	250	24	10.4	5,300	766	6.9	128	33	3.9
470	Sylhet RWH	Rajnagar	36,580	10,301	3.6	26,320	9,629	2.7	223	28	8.0	4,200	1,529	2.7	64	37	1.7
471	Sylhet RWH	Sreemangal	50,700	21,310	2.4	44,445	17,205	2.6	84	27	3.1	4,240	1,776	2.4	100	69	1.4
472	Sylhet RWH	Sulla	88,400	12,844	6.9	59,970	5,934	10.1	123	4	30.8	1,451	538	2.7	50	27	1.9
473	Sylhet RWH	Sunamganj Sadar	55,700	24,719	2.3	32,310	10,846	3.0	231	30	7.7	4,361	1,666	2.6	16	71	0.2
474	Sylhet RWH	Sylhet Sadar	167,600	97,381	1.7	19,035	55,518	0.3	329	230	1.4	17,985	10,533	1.7	134	268	0.5
475	Sylhet RWH	Tahirpur	64,200	21,601	3.0	22,785	14,062	1.6	224	10	22.4	1,677	509	3.3	0	73	0.0

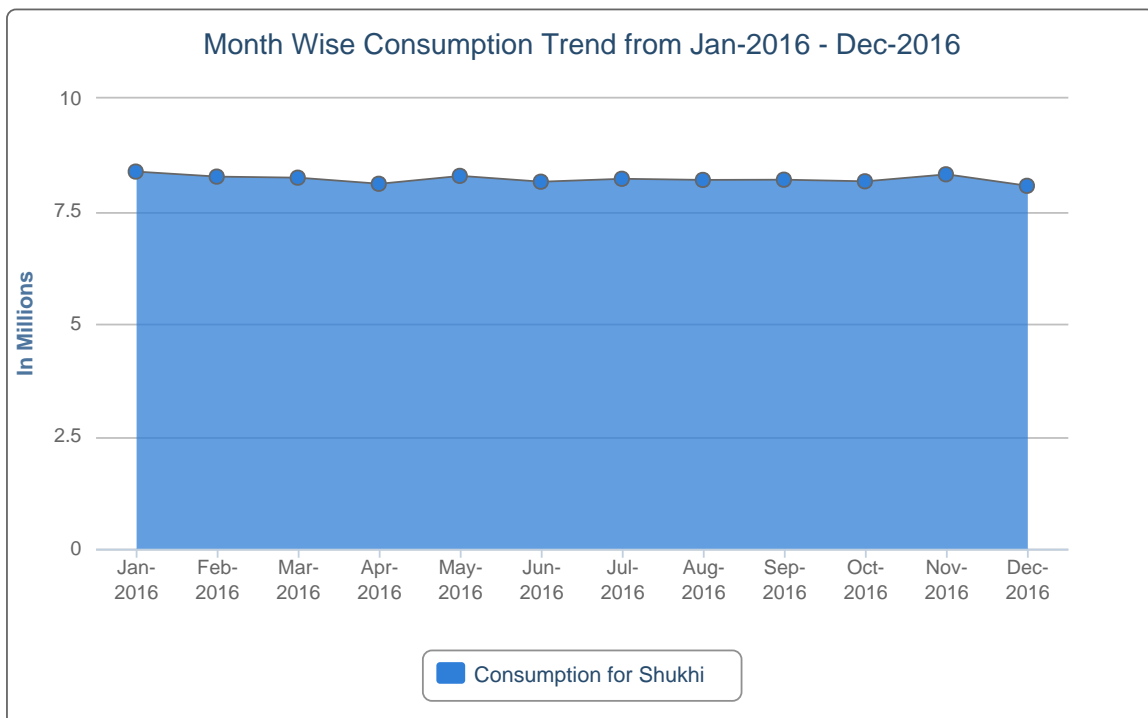
SL	Warehouse Name	Upazila Name	Condom			Shukhi			IUD			Injectables			Implant		
			CBL	AMD	MOS	CBL	AMD	MOS	CBL	AMD	MOS	CBL	AMD	MOS	CBL	AMD	MOS
476	Sylhet RWH	Zakiganj	145,660	45,870	3.2	65,871	10,339	6.4	221	10	22.1	9,022	1,526	5.9	0	41	0.0
477	Tangail RWH	Basail	67,760	34,732	2.0	376,117	12,384	30.4	11	31	0.4	4,448	1,399	3.2	4	98	0.0
478	Tangail RWH	Bhuapur	147,600	33,571	4.4	233,538	21,756	10.7	107	34	3.1	4,705	1,863	2.5	128	63	2.0
479	Tangail RWH	Chauhali	28,200	15,302	1.8	34,720	8,844	3.9	279	22	12.7	9,355	1,027	9.1	132	33	4.0
480	Tangail RWH	Delduar	225,200	41,025	5.5	247,365	20,004	12.4	204	34	6.0	4,610	1,150	4.0	32	55	0.6
481	Tangail RWH	Ghatail	98,300	61,256	1.6	189,705	36,678	5.2	39	42	0.9	5,152	3,660	1.4	128	77	1.7
482	Tangail RWH	Gopalpur	305,100	23,323	13.1	143,715	18,928	7.6	100	45	2.2	4,086	2,143	1.9	128	41	3.1
483	Tangail RWH	Kalihati	154,900	63,814	2.4	187,410	53,767	3.5	0	91	0.0	16,350	7,844	2.1	0	129	0.0
484	Tangail RWH	Madhupur	132,500	32,134	4.1	183,255	40,915	4.5	87	25	3.5	6,399	3,630	1.8	64	76	0.8
485	Tangail RWH	Mirzapur	61,700	32,429	1.9	33,465	32,612	1.0	101	63	1.6	2,938	1,239	2.4	0	45	0.0
486	Tangail RWH	Nagarpur	80,200	31,440	2.6	58,460	27,148	2.2	75	82	0.9	5,092	2,495	2.0	64	68	0.9
487	Tangail RWH	Sakhipur	72,500	30,485	2.4	56,643	27,877	2.0	86	35	2.5	4,092	999	4.1	64	36	1.8
488	Tangail RWH	Tangail Sadar	120,300	67,558	1.8	91,530	29,032	3.2	107	102	1.0	5,523	3,735	1.5	256	179	1.4

7. Month-wise Consumption Trend

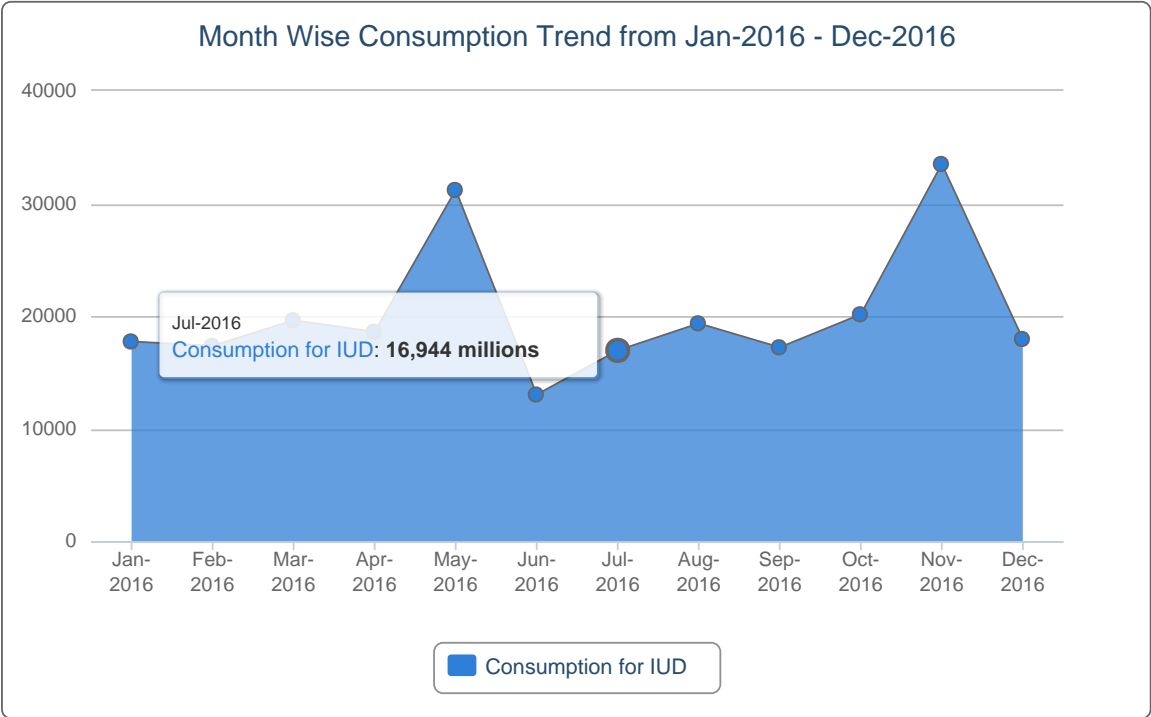
7(a).



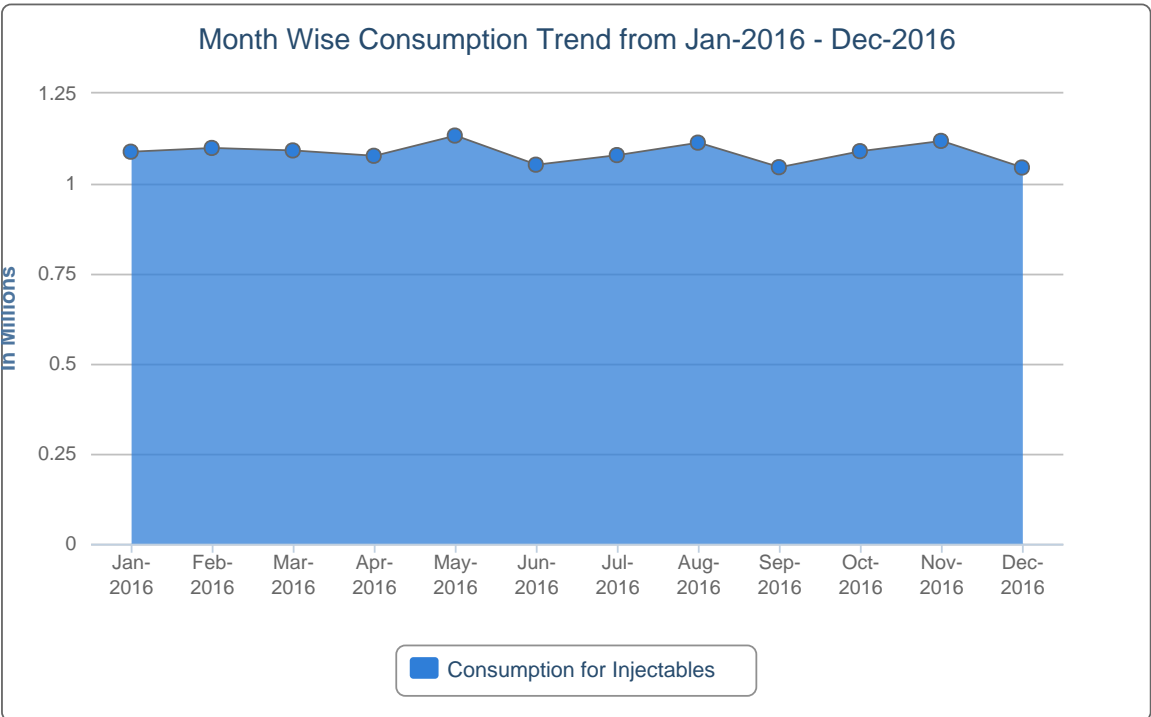
7(b).



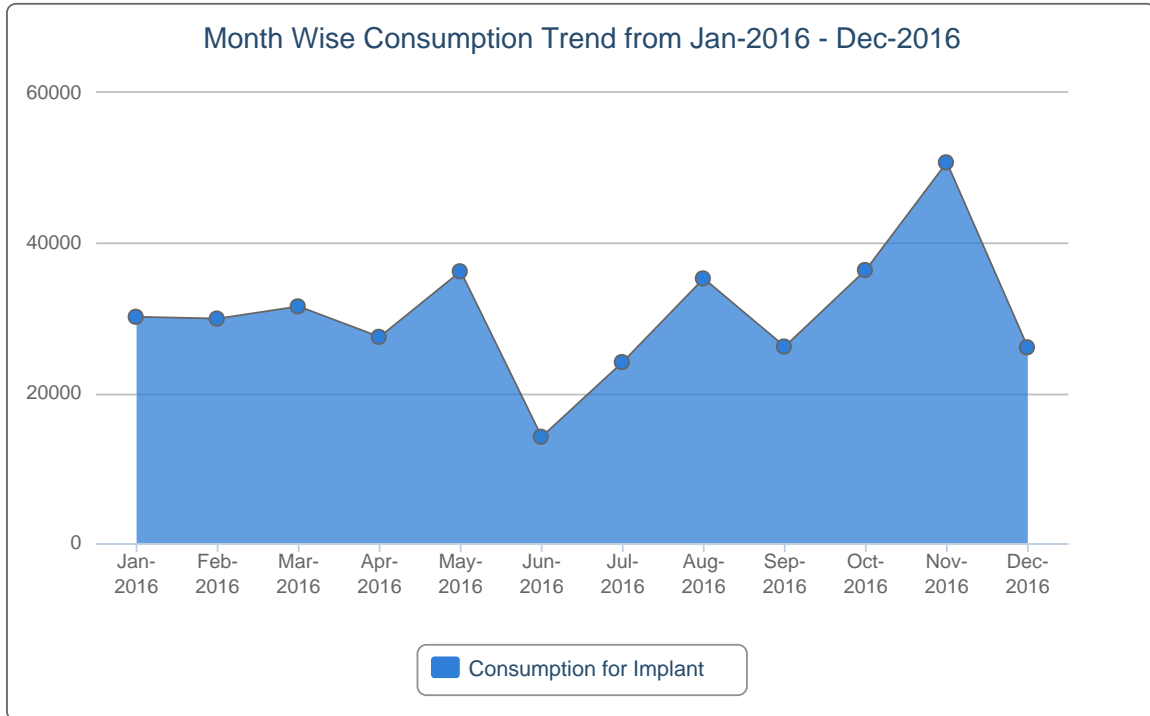
7(c).



7(d).



7(e).



8. Report on Upazila and Warehouse Having Stock Out in last month

SL	Products Name	No of Stockout WH	% of Stockout WH	No of Stockout Upazila Store	% of Stockout Upazila Store	No of Stockout Upazila Field	% of Stockout Upazila Field
1	Condom	0	0%	1	0%	0	0%
2	Shukhi	0	0%	1	0%	0	0%
3	IUD	0	0%	9	2%	0	0%
4	Injectables	0	0%	0	0%	0	0%
5	Implant (Total)	2	10%	-	-	15	3%

List of Stock Out Warehouses

SL	Commodity	Warehouse	Phone
1	Implant (Total)	Rajshahi RWH	0721-772196
2	Implant (Total)	Rangamati RWH	035163249

List of StockOut Upazilas

SL	Commodity	Warehouse	District	Upazila	Phone
1	Condom	Dhaka CWH	Gazipur	Kaliganj, Gazipur	01970-107020
2	Shukhi	Dhaka CWH	Gazipur	Kaliganj, Gazipur	01970-107020
3	IUD	Bandarban RWH	Bandarban	Alikadam, Bandarban	01553759062
4	IUD	Comilla RWH	Comilla	Chandina, Comilla	017111172322
5	IUD	Dhaka CWH	Dhaka	Keraniganj, Dhaka	01841144244
6	IUD	Dhaka CWH	Dhaka	Nawabganj, Dhaka	01720078857
7	IUD	Dhaka CWH	Narsingdi	Palash, Narsingdi	01712-078301
8	IUD	Faridpur RWH	Barisal	Barisal Sadar (kotwali), Barisal	01715306327
9	IUD	Mymensingh RWH	Mymensingh	Ishwarganj, Mymensingh	01716083092
10	IUD	Sylhet RWH	Sylhet	Gowainghat, Sylhet	01712557319
11	IUD	Tangail RWH	Tangail	Kalihati, Tangail	01798052063
12	Implant (Total)	Bogra RWH	Bogra	Dhupchanchia, Bogra	01918-031742
13	Implant (Total)	Bogra RWH	Dinajpur	Ghoraghat, Dinajpur	01723212799
14	Implant (Total)	Dinajpur RWH	Dinajpur	Fulbari, Dinajpur	01712529845
15	Implant (Total)	Faridpur RWH	Barisal	Babuganj, Barisal	01558446414
16	Implant (Total)	Khulna RWH	Bagerhat	Fakirhat, Bagerhat	01710-902229, 01919-848581
17	Implant (Total)	Rajshahi RWH	Rajshahi	Baghmara, Rajshahi	01718843125
18	Implant (Total)	Rajshahi RWH	Rajshahi	Paba, Rajshahi	01716872736
19	Implant (Total)	Rangamati RWH	Rangamati	Barkal, Rangamati	01852600668
20	Implant (Total)	Rangamati RWH	Rangamati	Belai Chhari, Rangamati	01553130924
21	Implant (Total)	Rangamati RWH	Rangamati	Jurai Chhari, Rangamati	01553634453
22	Implant (Total)	Rangpur RWH	Gaibandha	Gaibandha Sadar, Gaibandha	01723105847
23	Implant (Total)	Rangpur RWH	Gaibandha	Gobindaganj, Gaibandha	01712-470308

24	Implant (Total)	Rangpur RWH	Kurigram	Rajarhat, Kurigram	01715123095
25	Implant (Total)	Rangpur RWH	Lalmonirhat	Aditmari, Lalmonirhat	01712205978
26	Implant (Total)	Rangpur RWH	Lalmonirhat	Lalmonirhat Sadar, Lalmonirhat	01712846958



This report is generated with the financial support of USAID and the technical assistance from Systems for Improved Access to Pharmaceuticals and Services (SIAPS), implemented by Management Sciences for Health-MSH.

If you need more information, please visit at <http://www.dgfplmis.org>