

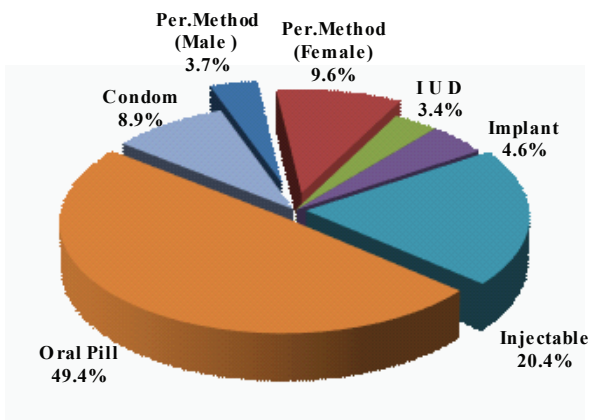
দুটি সন্তানের বেশী নয়  
একটি হলে ভাল হয়

# REPORT

June 2016

Method-Mix for the month of June 2016

## National



**FAMILY PLANNING, MATERNAL & CHILD HEALTH,  
REPRODUCTIVE HEALTH AND NUTRITION SERVICES**



Management Information System (MIS) Services and Personnel (FP)  
Directorate General of Family Planning  
6 Kawran Bazar, Dhaka - 1215



**Government of the People's Republic of Bangladesh**  
**Management Information Systems (MIS)**  
**Directorate General of Family Planning**  
**6, Kawran Bazar, Dhaka-1215**  
**www.dgfp.gov.bd**

**No. DGFP/MIS/2004/35/581**

**Date: 06.09.2016**


**Secretary**  
**Ministry of Health & Family Welfare**  
**Bangladesh Secretariat, Dhaka.**

**Sub: Monthly Progress Report on Performance of Family Planning, MCH, Reproductive Health and Nutrition Services**

**Sir,**

Progress Report on Performance of Family Planning, Maternal & Child Health, Reproductive Health and Nutrition Services for the month of June 2016 is submitted herewith for your kind information.

Yours obediently,



Mohammad Wahid Hossain

Director General

Directorate General of Family Planning

Phone: 9118903

**No. DGFP/MIS/2004/ 35/581/1 (210)**

**Date: 06.09.2016**

**Distribution (A):**

1. Principal Secretary to the Honorable Prime Minister, Prime Minister's Office, Tejgaon, Dhaka.
2. Secretary, Finance Division, Ministry of Finance, Bangladesh Secretariat, Dhaka.
3. Secretary, Ministry of Planning, Planning Commission, Sher-e-Bangla Nagar, Dhaka.
4. Member, SEI Division, Planning Commission, Sher-e-Bangla Nagar, Dhaka.
5. P. S. to the Honorable Prime Minister, Prime Minister's Office, Tejgaon, Dhaka.
6. Additional Secretary, Ministry of Health & Family Welfare, Bangladesh Secretariat, Dhaka.
7. Divisional Commissioner, \_\_\_\_\_ Division.
8. Joint Secretary (FW & Program), Ministry of Health and Family Welfare, Bangladesh Secretariat, Dhaka.
9. Joint Chief, Population Wing, Planning Commission, Sher-e-Bangla Nagar, Dhaka.
10. Joint Chief (Planning), Ministry of Health and Family Welfare, Bangladesh Secretariat (Clinic Building), Dhaka.
11. Joint Chief (Planning), Monitoring and Evaluation Unit, Ministry of Health and Family Welfare, Janashakhya Bhaban, Azimpur, Dhaka.
12. Deputy Commissioner, \_\_\_\_\_ District.
13. P.S. to the Honorable Minister, Ministry of Planning, Sher-e-Bangla Nagar, Dhaka for kind information of the Honorable Minister.
14. P.S. to the Honorable Minister, Ministry of Health & Family Welfare, Bangladesh Secretariat, Dhaka, for kind information of the Honorable Minister.
15. P.S. to the Honorable State Minister, Ministry of Health & Family Welfare, Bangladesh Secretariat, Dhaka, for kind information of the Honorable State Minister.
16. Deputy Secretary (Development), Statistics Wing, Planning Division, Ministry of Planning, Sher-e-Bangla Nagar, Dhaka.

**Distribution (B):**

17. Director General, Directorate General of Health Services, Mohakhali, Dhaka.
18. Director General, Medical Services, Ministry of Defense, Dhaka Cantonment, Dhaka.
19. Director General, NIPORT, Azimpur, Dhaka.
20. Director (Administration/Finance/Logistics & Supply/Planning/Audit), Directorate General of Family Planning, 6, Kawran Bazar, Dhaka-1215.
21. Director (MCH-S), Directorate General of Family Planning, 6, Kawran Bazar, Dhaka-1215.
22. Line Director (CCSDP), Directorate General of Family Planning, 6, Kawran Bazar, Dhaka-1215.
23. Director (IEM) with a request for taking necessary measures for publication of the report in the newspaper and other Media (News Paper, Radio & T.Vs) 6 Kawran Bazar, Dhaka-1215..
24. Divisional Director, Family Planning, Dhaka/Chittagong/ Khulna/ Rajshahi/ Barisal/ Sylhet Division.

25. Superintendent, MCHTI, Azimpur, Dhaka/Director MFSTC-Mohammadpur, Dhaka.
26. Additional Director, Central Ware House, Family Planning, Mohakhali, Dhaka.
27. Deputy Director, Family Planning \_\_\_\_\_ District.
28. Librarian, Ministry of Health and Family Welfare, Bangladesh Secretariat, Dhaka.
29. P.A to Director General, Directorate General of Family Planning, 6, Kawran Bazar, Dhaka-1215.
30. Documentation Centre, IEM Unit, DGFP, 6, Kawran Bazar, Dhaka-1215.

**Distribution (C):**

1. Mr. Peter Herzig, Health Advisor and Chairperson, HNP Consortium, European Commission. House-7, Road#84, Gulshan-2, Dhaka.
2. Task Team Leader, Health and Population Program Project, World Bank, E-32, Agargaon, Sher-e-Bangla Nagar, Dhaka-1207.
3. Chief, Population & Health, USAID (US Embassy), Madani Avenue, Gulshan-2, Dhaka.
4. Representative, UNFPA, IDB Bhaban, E/8 Begum Rokeya Sharani, Sher-e-Bangla Nagar, Dhaka-1207.
5. Representative, WHO, House No-12, Road No. 7, Dhanmondi R/A, Dhaka.
6. Representative, UNICEF, 1 No. Mintu Road, Extension Building (Hotel Sheraton), Dhaka
7. Representative, Population Council, House No. CES(B)-21, Road 118, Gulshan, Dhaka.
8. Director General, FPAB, 2, Naya Paltan, Dhaka.
9. Director, ICDDR 'B, Mohakhali, Dhaka-1212
10. Executive Director, BAVS, 7/5, Main Road, Mirpur-2, Dhaka.
11. Managing Director, Social Marketing Company (SMC), SMC Tower (6th, 7th & 8th floor) 33, Banani C/A, Dhaka-1213.
12. Executive Director, PSTC, New Circular Road, Dhaka.
13. Country Director, SPS/MSH, House No. 28, Flat W2, Road No. 63, Gulshan-2, Dhaka-1212.
14. Country Representative, Engender Health, House No. 40 (New), Road No. 16(New)/27 (Old), Concord Royal Court (5th floor), Dhanmondi R/A., Dhaka.
15. Communication/Documentation Officer, Population Council, House # CES(B) 21, Road # 118, Gulshan, Dhaka.



(A K M Mahbubur Rahman Joarder)

Director (MIS)

&

Line Director (MIS-FP)

Phone : 9146262 ; E-mail : dirmisfp@gmail.com

# Table of Contents

<b>Contents</b>	<b>Page No.</b>
Summary of FP Performance.....	03
Summary of the MCH & RH Services .....	04
Introduction .....	06
Family Planning Performance (CAR related) .....	06
MCH Performance .....	07
Highlights June 2016 .....	07
Table Analysis .....	08
Remarks .....	11
Clarification about some information .....	12
Highest and Lowest performing districts in clinical methods.....	12
Table: 01 National Projection, Performance and Achievement Rate of Contraceptive Methods .....	13
Table: 02 List of Divisions according to descending order of Achievement Rate against their projections of Clinical Methods for the period of July 2015 to June 2016 .....	13
Table: 03 List of Districts achieved the highest Achievement Rate of Clinical Method against their projections for the period of July 2015 to June 2016 .....	13
Table: 04 List of Districts achieved the lowest Achievement Rate of Clinical Methods against their projections for the period of July 2015 to June 2016 .....	13
Table: 05 Comparative Statement of contraceptive performance for the period between July 2014 to June 2015 and July 2015 to June 2016.....	14
Table: 06 Performance & Distribution of Contraceptives by Method for the month of May and June 2016.....	14
Table: 07 Contribution of Government, NGOs and Multisector in respect of Contraceptive Performance during June 2016.....	14
Table: 08 NGO and Multisector wise Contraceptive Performance for the month of June 2016.....	15
Table: 09 District wise Projection, Performance and Achievement Rate of Permanent and Long Acting Methods .....	18
Table: 10 District wise Projection, Performance and Achievement Rate of Short Acting Methods .....	20
Table: 11 Old Users, New Users, Dropout and CAR by District at the end of June 2016.....	22
Table: 12 Number of New and Total Acceptors upto the end of May and June 2016 .....	26
Table: 13 CAR (%) by Division upto the end of May and June 2016.....	26
Table: 14 District by Range of CAR upto the end of June 2016.....	25
Table: 15 List of Upazila achieved CAR 70% & above upto the end of June 2016 .....	28
Table: 16 List of Upazila achieved CAR 60-69% and <59% upto the end of June 2016 .....	31
Table: 17 Method wise Number of Dropout and Switch Over by Division upto the end of June 2016 .....	32
Table: 18 Contraceptive Acceptors and Acceptance Rate by Division up to the end of May & June 2016 .....	32
Table: 19 Status of Contraceptive Method-Mix based on CAR at the end of the Month of June 2016.....	32
Chart: Pie chart of Method-Mix for the month of June 2016.....	33
Table: 20 Performance by type of MCH services for the month of May and June 2016.....	34
Table: 21 Performance by type of Nutrition services for the month of May and June 2016 .....	35
Annex: A Summary of the Couples and Acceptors by Month since January 2016 .....	36
Annex: B Performance of RH-EOC of MCWCs, MCHTI & MFSTC for the month of June 2016 .....	38
Annex: C City Corporation wise Contraceptive Performance for the month of June 2016.....	40
Annex: D Contraceptive Acceptors and Acceptance Rate (CAR) of part of the City Corporation area end of the month of June 2016.....	40
Annex: E City Corporation wise MCH Performance for the month of June 2016.....	41

**At a glance of the FP Performance for the Month of  
May & June 2016**

Indicators	May 2016	June 2016
Number of Total Eligible Couples (including Part of the City Corporations)	26674755	26685961
Number of Total Acceptors (including part of the City Corporations)	20661061	20668322
CAR % (Contraceptive Acceptance Rate)	77.5	77.5
<b>Method specific acceptors (Cumulative) :</b>		
Permanent Method (Male)	757629	759354
Permanent Method (Female)	1986602	1983847
<b>Permanent Method (Total)</b>	<b>2744231</b>	<b>2743201</b>
IUD (Users)	714464	712439
Implant (Users)	951870	954790
Injectable (Users)	4207831	4210772
Oral Pill (acceptors)	10205781	10208730
Condom (acceptors)	1836884	1838390
<b>Method specific new acceptors :</b>		
Permanent Method (Male)	3345	2626
Permanent Method (Female)	8350	5525
Permanent Method (Total)	11695	8151
IUD (Users)	20270	9130
Implant (Users)	29178	15004
Injectable (Users)	84938	63320
Oral Pill (acceptors)	151599	115347
Condom (acceptors)	65294	42674
Number of Districts reported	64	64
Number of Upazila reported	488	488
<b>Range of CAR (%)</b>	<b>No. of Districts</b>	
	<b>May 2016</b>	<b>June 2016</b>
00 – 59	0	0
60 – 69	0	0
70 & above	64	64
<b>Contraceptive performance and distribution by methods (Absolute Performance) :</b>		
Permanent Method (Male-cases)	5269	4456
Permanent Method (Female-cases)	7748	5117
Permanent Method (Total-cases)	13017	9573
IUD (Nos.)	31323	13179
Implant (Nos.)	36444	14121
Injectable (Doses)	1122316	1046748
Oral Pill (Cycles)	8351002	8232169
Condom (Pieces)	12901391	11394796

## At a glance of the MCH and Reproductive Health Services for the Month of May & June 2016

Services		May 2016	June 2016	
Number of Pregnant Women		986721	956858	
Number of High Risk Pregnant Women referred		3588	3419	
<b>Antenatal Care</b>	1 <sup>st</sup> visit (within 4 Month)	393943	156513	
	2 <sup>nd</sup> visit (within 6 Month)	146557	138125	
	3 <sup>rd</sup> visit (within 8 Month)	128398	120859	
	4 <sup>th</sup> visit (in 9 th month) (including MCHTI, MFSTC & FWVTI-Raj)	101384	96115	
<b>Delivery</b> (MCHTI, MFSTC, FWVTI-Raj, MCWC, UHC, UH&FWC & NGO Clinics)	Normal	31429	30898	
	C-section	23221	23157	
	<b>Total Delivery</b>	<b>54650</b>	<b>54055</b>	
<b>Postnatal Care</b> (MCHTI, MFSTC, FWVTI-Raj, MCWC, UHC, UH&FWC)	PNC-1 (within 24 Hour)	39652	37841	
	PNC-2 (within 2- 3 day)	36766	34346	
	PNC-3 (within 7 -14 day)	42634	39519	
	PNC-4 (within 42-48 day)	55091	51413	
Referred Infertile Couple		7356	7702	
Treatment of RTI/STI (MCHTI, MFSTC, FWVTI-Raj & MCWCs)		74243	71816	
<b>TT for Women (15 - 49 yrs)</b>	1 <sup>st</sup> dose	121981	114021	
	2 <sup>nd</sup> dose	125189	114622	
	3 <sup>rd</sup> dose	120836	112900	
	4 <sup>th</sup> dose	108957	102582	
	5 <sup>th</sup> dose	112075	104995	
<b>Immunization</b>	BCG (Vaccine)	136482	130854	
	OPV & Pentavalent (DPT,Hep-B, Hib)	PCV-1	145392	138415
		PCV-2	145004	137020
		3	140703	134938
	PCV-3	129625	126134	
	MR & OPV-4	137580	131644	
Measles (Vaccine)	119795	114646		
General Treatment		1510507	1307590	
Number of ECP acceptors		5110	4554	
Number of MR done ( Both Govt. & NGOs)		15566	13791	
<b>*Live Births</b>	At Home by Trained Persons	46525	44226	
	At Home by Non-Trained	15732	14842	
	<b>Total</b>	<b>62257</b>	<b>59068</b>	
Still Births ( including MCHTI, MFSTC & FWVTI-Raj)		269	227	
<b>Death</b>	Neonatal death ( 0-28 days )	471	395	
	Infant Death (29 days-<1 yr.)	150	122	
	Child Death (1-<5 yrs.)	235	219	
	Maternal Death	105	68	
	Other Death	21472	19544	
	<b>Total</b>	<b>22433</b>	<b>20348</b>	

Services		May 2016	June 2016
No. of Female patient(Indoor admission)		6239	6464
No. of Child patient(Indoor admission)		1252	2146
No. of Health Education in UH&FWC		15023	13691
<b>Nutrition Services (Pregnant Women, Mother of 0 -23 month Child and 0-59 months Child</b>	Counseling on IYCF, IFA, Vitamin-A, Hand washing and Nutrition of Mother	30496	28480
	Received IFA (Pregnant women & Lactating Mother)	234849	261791
	Received MNP (6-23 month)	13265	25098
	Breast feeding within 1-hour of birth (0-<6 month child)	48758	45154
	Exclusive Breast feeding (up to 6 month)	71523	69567
	Complimentary feeding (after 6 month)	126935	117863
	Received Vitamin-A (6-59 month Child)	8217	8439
	Received anti-helminthes Tablet (24-59 month Child)	23612	17806
	Received Zink Pill with ORS (Suffering form diarrhoea)	7148	6087
	Suffering from MAM and received treatment	8068	6792
	Suffering from SAM & Referred	2353	2472
	No. of Child Stunting	3845	3148
	No. of Child Wasting	3574	2983
	No. of Child Under weight	5060	4957

\* Live births (Clinic) conducted at Govt. MCH, DH, MCWC, UHC, UH&FWC, NGOs & Private clinics.

# SUMMARY

## Introduction

Bangladesh is divided into seven administrative divisions: Dhaka, Chittagong, Rajshahi, Khulna, Barisal, Sylhet and Rangpur. Each division is divided into several districts and each district into several upazilas. Each urban area in an upazila is divided into wards. Upazilas are divided into union parishads (UPs) and pourasovas. These divisions allow the country as a whole to be separated into rural and urban areas.

Management Information System (MIS) has been operational under the Directorate General of Family Planning (DGFP) for a long time. Contraceptive Performance, MCH, Reproductive Health and Nutrition service's report are used to be published each month from MIS Unit on the basis of Service Statistics received from the field workers, service delivery clinics and NGOs. Erstwhile Family Welfare Register, however, is the principal source of performance statistics. This report is prepared on the basis of FWA Registers (8th Edition). The FWA register (8th Edition) lunched; due to this reason couple registration has been started in January 2016 newly. At present, most of the FWAs visit their working area at a two-round. As a result, the family planning performance report of January 2016 is shown to a little bit change. It is a continuous process. FWA register modified every three years as program significantly.

There is a reporting system to collect the information from the field. MIS Reporting Form-1 is filled up by the FWAs and submitted the same to FPIs. FPI fills up the MIS reporting Form-2 by compiling of all the FWAs (MIS Form-1) report and submits to UFPO office. MIS reporting Form-3 (clinical) is filled up by MO(clinic)/(MCH-FP)/(FW)/SACMO/ FWV and is submitted to UFPO office. NGOs of the respective area submit their report to UFPO office through MIS reporting Form-2 and 3 as their requirement. All the reporting Form-2 and 3 are compiled by UFPO office and filled up reporting Form-4 (union wise) and is entered in online web based software (SS). District FP Office review and Submit that report. It provides information of contraceptive use status of eligible couples and different types of MCH, Reproductive Health and Nutrition services. MIS performance report is primarily used by different level of program managers and supervisors engaged in implementing the Family Planning, MCH, RH and Nutrition program in the country. Besides, different policy makers, decision makers, donor agencies, Development Partners, researchers and other users also use this report.

## Family Planning Performance (CAR related):

Performance reports of Jun'16 have been received from all the 64 districts of the country. During the month of Jun'16 total numbers of eligible couple were found to be 26685961 as against 26674755 in the previous month. Performances of NGOs are also included in the report as reported by the Upazila Offices. A total of 20668322 acceptors are reported in the month of Jun'16 as against 20661061 in May'16. The Contraceptive Acceptance Rate (CAR) achieved at the end of the reporting month for six modern methods (Permanent Method, IUD, Implant, Injectables, Oral Pill and Condom) is 77.5 which is same in May'16. Method Specific Acceptors (Cumulative), Method Specific New Acceptors and Contraceptive distribution by Methods are shown in the summary sheet. It may be noted that the contraceptive acceptance rate is an estimate, based on the client contact and the status of contraceptive acceptance as reported by the field workers based on the entries made in the FWA register. The Contraceptive Prevalence Rate (CPR), on the other hand, is based on periodic surveys that are made on precise statistical procedures.

The acceptance rate is a tentative rate and varies from month to month because of reporting status and coverage. This rate is usually higher than the Contraceptive Prevalence Rate (CPR). CAR is generally used to monitor as a management tool 'on-going' program performance in the country. It is not so much used to evaluate the program impact or goals, which is done by periodical scientific surveys.

### **MCH Performance:**

In the month of June'16, 956858 pregnant women have been registered. Total number of 3419 pregnant women referred to hospital for their complications. Total no. of 71816 patient received services for RTI/STI. Dose-wise TT for Women (15-49 yrs.) and OPV & Pentavalent vaccines were shown in the summary sheet. BCG vaccines were given to 130854 infants and 114646 infants received Measles vaccines during June'16. Visit-wise Antenatal Care is also shown in the summary sheet both of May'16 and June'16. Postnatal Care is shown in the summary sheet both of May'16 and June'16. Number of delivery conducted by the clinics is 54055. Total numbers of Live Birth delivered at home 44226 by trained personnel and 14842 by non-trained personnel. Still Birth is recorded 227 in June'16 and in the previous month it was 269. Neonatal deaths (0-28 days) & Infant deaths (29 days-<1yr.) are recorded to be 395 and 122 in the month of June'16 where it were 471 and 150 in May'16 respectively. A total of 219 child-deaths (1-<5 yrs.) have been reported in the month of June'16 as against 235 in May'16. Maternal deaths were reported 68 during the month of June'16 which was 105 in May'16. The Other deaths were reported 19544 in June'16 but in May'16 the number of such deaths were 21472. General treatments were rendered to 1307590 and 1510507 patients in the month of June'16 and May'16 respectively. In June'16 Number of ECP acceptors was 4554 but in May'16 it was 5110. MR done in the reporting month is 13791 but in May'16 it was 15566. Performance of MCHTI, MFSTC, MCWCs and FWVTI-Rajshahi is also included in the report.

### **Nutrition Programs of the Directorate General of Family Planning**

Since 2011, the MCH Services Unit of the DGFP has been implementing MYCNSIA (Maternal and Young Child Nutrition Security Initiatives in Asia) in collaboration with UNICEF in 22 upazilas of 10 districts. The initiatives taken include: counseling to mothers/caregivers about IYCF, distribution of Micro Nutrient Powder (MNP) among 6-23 months old children, counseling of pregnant and lactating mothers on feeding practice and Iron Folic Acid (IFA), food security intervention, and hand-washing/hygiene practice in the communities. For implementing the MYCNSIA, MCH Services Unit of DGFP trained officials at various levels (both TOT and core training), developed training materials, developed web-based MIS, conducted baseline survey, and procured and distributed MNP sachets, etc. MCH Services Unit of DGFP will scale up nutrition intervention in other upazilas and districts gradually. Service registers and reporting formats were revised to include nutrition information. The DGFP's MIS is currently revisited for nutrition indicators and collected information at MIS formats from January 2016.

### **Highlights June 2016**

- a) National Contraceptive Acceptance Rate (CAR) based on 26685961 eligible couple visited, is found to be 77.5%. Rajshahi division has achieved the highest acceptance rate 80.0%, followed by Khulna division 79.5%. The CAR is found to be 78.9% achieved in Rangpur division. The Contraceptive Acceptance Rate have been found to be rather low in Barisal 77.5%, Sylhet 77.0%, Dhaka 76.5%, and Chittagong 74.4% compared to other three divisions.



- b) The highest numbers of Acceptors 5774557 have been reported from Dhaka division followed by 3641836 in Chittagong division, Rajshahi division reported 3283389 acceptors. Acceptors size is however, found much smaller in Rangpur, Khulna, Barisal, which are 2772228, 2713801, 1246874 respectively and in Sylhet division it is 1235637.
- c) Out of 64 reporting districts, all districts have reported contraceptive acceptance rate of 70 percent and above, no district has reported CAR of 60 - 69 percent and no district have reported CAR of < 59 percent.
- d) Out of 488 Upazila 477 have reported CAR at the level 70% and above, 10 Upazila has reported CAR level 60-69 percent and 1 Upazila has reported CAR level 0-59 percent.
- e) In case of performance done in the reporting month (Jun'16), Dhaka district recorded the highest Achievement Rate 73.1, Rajshahi has got the 2nd place with 67.1 and Rangpur district has occupied the 3<sup>rd</sup> position with 63.1 of permanent method. Khulna district has shown Achievement Rate 81.5 in IUD which is the first position among the other districts. Dhaka and Khagrachhari district have got the 2nd place with 79.2. Barguna district has recorded the highest Achievement Rate 119.3 in Implant. Bhola district has recorded the highest Achievement Rate of 169.6, Kurigram placed in 2nd position with 104.7 and Meherpur district has occupied the 3rd position with Achievement Rate 102.4 in Injectable. Netrokona district has recorded the highest Achievement Rate 86.2 in Oral Pill and Dhaka district has recorded the highest Achievement Rate 120.4 in Condom.
- f) SMC has reported distribution of 209932 vial Injectable 4882802 cycles of Oral Pill and 12604860 pieces of Condom in June 2016.
- g) Narsingdi MCWC have performed highest 49 Caesarian Operations, Gaibandha MCWC has performed highest of 235 deliveries. MCHTI, Dhaka has performed 268, MFSTC, Dhaka has performed 241 C-Section deliveries in the reporting month June'16. Joypurhat, Nilphamari, Dinajpur, Nilphamari, Kurigram, Lalmonirhat, Panchagore, Boda(Panchagore), Sherpur, Netrokona, Madaripura, Magura, Meherpur, Kumarkhali(Kustia), Gournadi(Barisal), Lalmohon(Bhola), Barguna, Pirojpur, Cox's Bazar, Bandarban, Begumganj(Noakhali), Pauchuria(Patiya), Bakolia Ctg. and Sylhet MCWCs have not done any Caesarian Operations. It may be due to the vacancies of trained EOC doctor in those centers or Extension Works. Director (MCH-S) & Line Director (MC&RH) should immediately look into the matter.
- h) In June'16 National Nutrition services information which collected by FP workers are as follows: Number of 261791 mother received IFA, No. of 25098 child (6-23 months) received MNP sachet, No. of 45154 new born babies breast feeding within 1 hour after birth and 0 to 6 months child 69567 exclusive breast feeding. No. of 6792 child suffering from MAM and 2472 suffering from SAM. No. of Child Stunting, wasting and underweight are 3148, 2983 and 4957 respectively.

### **Table Analysis:**

**Table 1:** Shows contraceptive performance in respect of Permanent, Long Acting and Short Acting methods for the reporting month (June 2016) against their respective projections. In the reporting month the achievement rates of Permanent method (Male) is 24.8%, Permanent method (Female) 27.8% and Permanent method (Total) 26.3%, IUD 46.5%, Implant 40.1%, Injectables 68.5%, Oral Pill 58.0% and Condom 56.3%. From Jul'15 to Jun'16 the achievement rate of Permanent method (Male) is 32.1%, Permanent method (Female) 42.7% and Permanent method (Total) 37.5%, IUD 68.8%, Implant 83.8%, Injectables 72.0%, Oral Pill 59.4% and Condom 58.6%.

**Table 2:** Shows the divisions according to descending order of achievement rate against their projection of Permanent and Long Acting methods for the period Jul'15 to Jun'16.

- Table 3:** Showing the 3(three) districts achieved the highest achievement rate against Permanent and Long Acting methods of their projections for the period Jul'15 to Jun'16.
- Table 4:** Shows the districts achieved the lowest achievement rate of Permanent and Long Acting methods against their projections for the period Jul'15 to Jun'16.
- Table 5:** Comparative statement of contraceptive performance against their projection between the period of Jul'14 to Jun'15 and Jul'15 to Jun'16. The Achievement Rate of Permanent Method (Male) was 38.3% in the period of Jul'14 to Jun'15 but it shows the lower rate 32.1% in the current period. So it is 6.2% decrease than that of Jul'14 to Jun'15, Permanent Method (Female) was 47.1% in the period Jul'14 to Jun'15 but it shows the lower rate 42.7% in the current period. So it is 4.3% decrease than that of Jul'14 to Jun'15. Permanent Method (Total) was 42.7% in the period Jul'14 to Jun'15 but it shows the lower rate 37.5% in the current period. So it is 5.2% decrease than that of Jul'14 to Jun'15. IUD achieved the 68.8% in the reporting period but in Jul'14 to Jun'15 it achieved 70.4%. So in case of IUD 1.6% decrease in the reporting period. Implant achieved the 83.8% in the reporting period but in Jul'14 to Jun'15 it shows 94.7%, in that case Implant has shown 10.9% decrease in the reporting period. Injectable achieved the 72.0% in the current period but in the period Jul'14 to Jun'15 it shown 75.7%. Injectable has shown 3.7% decrease than that of Jul'14 to Jun'15. Oral Pill achieved the 59.4% in the present period but in the period Jul'14 Jun'15 it was 62.5%. Oral Pill decrease 2.9% than that of Jul'14 to Jun'15. In case of Condom it achieved 58.6% in the current period but in Jul'14 to Jun'15 it shown 60.2%, which is 1.5% decrease than that of Jul'14 to Jun'15.
- Table 6:** Compare the status of performance and distribution of contraceptive by methods for the month of May'16 and June'16 based on field worker's report. In comparison with that of previous month Permanent Method(male) 15.4%, Permanent Method(female) 34.0%, Overall Permanent Method(total) 26.5%, IUD 57.9, Implant 61.3%, Injectables 6.7%, Oral Pill 1.4% and Condom 11.7% lower than that of May'16. Due to SebaWeek 2016 (14-16 May'16).
- Table 7:** Shows the share of Government and NGOs and Multisectors by methods in the overall National performance. Government sector has contributed 47.6 percent in Permanent Method (Male), 83.0 percent in Permanent Method (Female), 66.5 percent in Permanent Method (Total), 71.4 percent in IUD, 74.1 percent in Implant, 71.0 percent in Injectable, 77.5 percent in Oral Pill and 59.4 percent in Condom. On the other hand NGOs and Multisectors have contributed 52.4 percent in Permanent Method (Male), 17.0 percent in Permanent Method (Female), 33.5 percent in Permanent Method (Total), in IUD 28.6 percent, in Implant 25.9 percent, in Injectables 29.0 percent, in Oral Pill 22.5 percent and in Condom 40.6 percent in the reporting month June 2016.
- Table 8:** Division wise Contraceptive Performance by methods of NGOs and Multisectors (June 2016) are shown in this table Marie Stopes Clinic of Rajshahi division is in the highest position, BAVS of Dhaka division is in the next and Marie Stopes Clinic of Dhaka division is in the 3rd position in Permanent method. By NGOs and Multisectors performance of Total Permanent methods are 3205 in the reporting month, in which Males are 2333 and Females are 872. Total IUD and Implant 3768 and 3658 are inserted in the reporting month June 2016. Injectables 303726 vials, Oral Pill 1854182 cycles and 46233326 pieces of Condom are distributed by NGOs and Multisectors in this month.
- Table 9:** Shows the projection, performance and achievement rates of Permanent, and Long Acting methods in the reporting month June 2016. In reporting month Dhaka district has achieved the highest achievement rate of 73.1 percent and Rajshahi district is the next highest with

67.1 percent in Permanent Method. Khulna district has achieved the highest achievement rate of 81.5 percent in IUD and Barguna district achieved the highest achievement rate of 119.3 percent in Implant. And in the reporting period Jul'15 to Jun'16, Dhaka district has achieved the highest achievement rate of 92.9 percent and Khulna is the next highest with 76.5 percent in Permanent Method. Bandarban has achieved the highest achievement rate of 123.2 percent in IUD and Thakurgaon has achieved the highest achievement rate of 153.4 percent in Implant.

**Table 10:** Shows the projection, performance and achievement rates of Short Acting methods in the reporting month June 2016. In reporting month Bhola district has achieved the highest achievement rate of 169.6 percent and Kurigram is the next highest with 104.7 percent in Injectables. Netrokona district have achieved the highest achievement rate of 86.2 percent in Oral Pill. Dhaka district has achieved the highest achievement rate of 120.4 percent in Condom. From Jul'15 to Jun'16 Bhola district has achieved the highest achievement rate of 173.6 percent and Cox's Bazar is the next highest with 114.5 percent in Injectable. Netrokona has achieved the highest achievement rate of 87.8 percent in Oral Pill and Dhaka has achieved the highest achievement rate of 132.2 percent in Condom.

**Table 11:** This table shows the Old acceptors, New acceptors and dropout (No method & switch over) cases by districts in the reporting month (June 2016). This table is prepared on the basis of CAR report.

**Table 12:** Shows the new and total acceptors of the current month in comparison with that of the previous month. The new acceptors of all the methods Permanent Method(Male), Permanent Method(Female), Permanent Method(Total), IUD, Implant, Injectables, Oral Pill and Condom have shown decreasing trend. New acceptors are shown depending on the field workers report which collects from their visiting areas. In case of total acceptors all the methods, Permanent Method(Male), Permanent Method(Total), Implant, Injectables, Oral Pill and Condom have shown increasing trend and Permanent Method(Female) and IUD have shown decreasing trend.

**Table 13:** This table shows that among the divisions. Rajshahi had recorded the highest CAR of 80.0%, next Khulna division 79.5%, Rangpur 78.9%, Barisal division 77.5%, Sylhet division 77.0%, Dhaka division 76.5%, and Chittagong division 74.4% in the reporting month June 2016. Graph-1 shows the division wise CAR for the current month and graph-2 shows the division wise CAR for the current month in comparison with that previous month.

**Table 14:** Shows that 64 districts have achieved CAR level of 70 percent and above where no districts have achieved CAR between 60-69 percent and no districts have achieved CAR between 0-59 percent in the reporting month June 2016. The graph also shows the same in comparison with previous month.

**Table 15:** List of 477 upazila among the 488, which have achieved CAR 70.0% and above in the reporting month.

**Table 16:** List of 10 upazila which has achieved 60-69% CAR in the reporting month. 1 upazila has achieved <59% CAR in the reporting month. Graph shows that out of 488 upazila 477 achieved CAR level 70% and above, 10 upazila achieved CAR level 60-69 percent and 1 upazila that achieved CAR level <59 percent in the current month. There are also showing graphical presentation both of May'16 and June'16.

**Table 17:** Shows the dropouts and switch over by method and by division for the month of June 2016.

**Table 18:** This table shows the Division-wise comparison of Couples, Contraceptive Acceptors and the Acceptance Rate up to the end of May'16 and June'16. In the reporting month the highest

number of Eligible Couples have been reported from Dhaka division, which is 7550501, 2nd highest is Chittagong division, which is 4895424, then Rajshahi, Rangpur, Khulna, Barisal and Sylhet division, which are 4102621, 3511511, 3411764, 1608902 and 1605238 respectively. In case of acceptors Dhaka division has been reported the highest number, which is 5774557 followed by Chittagong division 3641836, Rajshahi division 3283389, Rangpur division 2772228, Khulna division 2713801, Barisal division 1246874 and Sylhet division 1235637.

**Table 19:** Shows the contraceptive method mix by division for the month of June 2016. Rangpur division has contributed the highest rate in Permanent Method 15.9% among its CAR method mix followed by Sylhet division is in 15.7% then Khulna division 15.1%. Sylhet division has recorded 4.8% in IUD which is highest among the other divisions followed by Chittagong 4.6%, Barisal 3.9% and Dhaka division 3.5%. Barisal division has contributed the highest rate in Implant 5.9%, followed by Rangpur division with 5.1, Barisal division has also contributed the highest rate in Injectable 27.9% then Rangpur 22.9% and Chittagong 22.8% in CAR method mix among all the divisions. Dhaka division has recorded the highest rate in Oral Pill 52.5% followed by Rajshahi 50.0%, Rangpur 49.1%. Rajshahi and Sylhet division both have recorded the highest rate in Condom 10.3% followed by Khulna division 9.9% and Dhaka has 9.8%.

Pie Charts are showing the division wise Method-Mix for the month of June 2016.

**Table 20:** This table shows the performance of MCH and Reproductive Health Services during the month of May'16 and June'16.

**Table 21:** This table shows the performance of Nutrition Services for the month of May'16 and June'16 collect by family planning workers.

**Annex A:** Annex- A shows comparative summary key performances since January 2016 to June 2016.

**Annex B:** Performance of RH-EOC of MCWC including MCHTI, MFSTC and FWVTI-Raj for the month of June'16.

**Annex C:** Performance of Part of the City Corporation Area for the month of June'16 (partial)

**Annex D:** City Corporation wise Contraceptive Acceptors and Acceptance Rate (CAR) end of the month of June'16 (partial).

**Annex E:** City Corporation wise MCH Performance for the month of June'16 (partial).

**Remarks** • **The achievement of Rangpur division is good against their projection in permanent method in the reporting month in comparison with that of other divisions.**

## Clarification about the information of summary sheet, table-2 and table-3:

### Method Specific Acceptors:

In the summary sheet, Method Specific Acceptors is shown based on the field workers (FWA) visit of the reporting month and also the previous month. These are the cumulative figure which includes previous month's acceptors and reporting month's new acceptors collected by the field workers within their working areas.

### Contraceptive distribution by Method:

In the summary sheet, Contraceptive Performance by Method is prepared based on the performance and distribution of the reporting month. These figures are actual performance of the reporting month which is not comparable with the information written in method specific acceptors.

### Table- 9, Table-10 and Table-11

Performance shows in the table-9 and 10 is the actual performance of the respective month but the new acceptors show in the table-11 is may not be the performance done in the same month. It may happen that the new acceptors accepted method in the previous month but field workers shown that case in the next month due to their rounding schedule. So the performance of table-9, table-10 will not be the comparable with the new acceptor of table-11.

### Clarification about the information of MCH and Reproductive Health Services:

- Information shown against 'delivery' which done in MCHTI, MFSTC, MCWCs, UHCs & UH&FWCs. This report is collected through the MIS reporting Form-3. So it is not the whole country's delivery records. This report is absolutely excluding the city corporations.
- Information shown against the 'live births (home)' based on field workers (FWA) report. Live births (clinic) are conducted at different types of clinic (MCH, DH, MCWCs, UHC, UH&FWC, NGO & Private clinics). Field workers visit their units monthly and they submit their report in every month.

### Highest and Lowest performing districts in clinical methods

#### Highest performing districts in the month of June 2016

Permanent Method		IUD		Implant		Remarks
District	Ach. Rate	District	Ach. Rate	District	Ach. Rate	
Dhaka	73.1	Khulna	81.5	Barguna	119.3	
Rajshahi	67.1	Khagrachhari	79.2	Jamalpur	97.1	
Rangpur	63.1	Dhaka	79.2	Rangamati	84.0	

#### Lowest performing districts in the month of June 2016

Permanent Method		IUD		Implant		Remarks
District	Ach. Rate	District	Ach. Rate	District	Ach. Rate	
Shariatpur	2.2	Kushtia	9.6	Nawabganj	5.1	
Bandarban	3.6	Habiganj	10.1	Bhola	10.3	
Pirojpur	3.9	Thakurgaon	15.4	Munshiganj	13.2	

### Congratulations:

We congratulate the districts for their better performance in clinical methods against projections. We hope the officers and staffs who are involved with the activities will continue their better performance in future.

### Unsatisfactory Performance:

We are sorry for their unsatisfactory low performance in clinical methods against projections. We hope the officers and staffs are involved with the activities will try to overcome from this type of un-satisfactory performance in future.

**Table-1: National Projection, Performance and Achievement Rate of Contraceptive Methods**

Methods	Yearly Projection (2015-16)	Reporting Month		Jul'15 to Jun'16	
		Performance (in CYP)	Achi. Rate (%)	Performance (in CYP)	Achi. Rate(%)
Permanent Method (Male)	215241	4456	24.8	69179	32.1
Permanent Method (Female)	220155	5117	27.9	94100	42.7
Permanent Method (Total)	435396	9573	26.4	163279	37.5
IUD	339831	13179	46.5	233778	68.8
Implant	421939	14121	40.2	353690	83.8
Injectables	4580464	261687	68.6	3297886	72.0
Oral Pill	11316441	548811	58.2	6719559	59.4
Condom	1616634	75965	56.4	948035	58.6

**Table-2: List of Divisions according to descending order of Achievement Rate against their projections of Clinical Methods for the period July 2015 to June 2016**

Sl. No.	Permanent Method (Cases)				IUD (Cases)				Implant (Cases)			
	Division	Yearly Projection	Performance	Achi. Rate (%)	Division	Yearly Projection	Performance	Achi. Rate (%)	Division	Yearly Projection	Performance	Achi. Rate (%)
1	Rangpur	50800	23561	46.4	Dhaka	99480	78992	79.4	Dhaka	118589	105521	89.0
2	Dhaka	133571	59992	44.9	Chittagong	63215	46948	74.3	Rangpur	67610	59387	87.8
3	Sylhet	30283	10561	34.9	Barisal	23016	16151	70.2	Chittagong	65956	54849	83.2
4	Rajshahi	64408	22280	34.6	Khulna	40485	26087	64.4	Khulna	47800	39282	82.2
5	Khulna	55286	17804	32.2	Rangpur	45272	28233	62.4	Rajshahi	62696	51178	81.6
6	Chittagong	66239	20489	30.9	Rajshahi	49061	28047	57.2	Barisal	31288	23879	76.3
7	Barisal	34809	8592	24.7	Sylhet	19302	9320	48.3	Sylhet	28000	19594	70.0

**Table-3: List of Districts achieved the highest Achievement Rate of Clinical Method against their projections for the period July 2015 to June 2016**

Sl. No.	Permanent Method (Cases)				IUD (Cases)				Implant (Cases)			
	District	Yearly Projection	Performance	Achi. Rate (%)	District	Yearly Projection	Performance	Achi. Rate (%)	District	Yearly Projection	Performance	Achi. Rate (%)
1.	Dhaka	20002	18575	92.9	Bandarban	1112	1370	123.2	Thakurgaon	3371	5171	153.4
2.	Khulna	5630	4309	76.5	Kishoreganj	5447	5832	107.1	Rangamati	1528	2256	147.6
3.	Rajshahi	9837	6936	70.5	Bagerhat	3136	3344	106.6	Chittagong	15000	20357	135.7

**Table-4: List of Districts achieved the lowest Achievement Rate of Clinical Methods against their projections for the period July 2015 to May 2016**

Sl. No.	Permanent Method (Cases)				IUD (Cases)				Implant (Cases)			
	District	Yearly Projection	Performance	Achi. Rate (%)	District	Yearly Projection	Performance	Achi. Rate (%)	District	Yearly Projection	Performance	Achi. Rate (%)
1.	Sirajganj	15000	1305	8.7	Kushtia	6124	1215	19.8	Nawabganj	5691	1639	28.8
2.	Pirojpur	7383	825	11.2	Habiganj	5354	1111	20.8	Habiganj	8513	2971	34.9
3.	Shariatpur	6957	921	13.2	Nawabganj	4559	1087	23.8	Sirajganj	9500	4268	44.9

**Table-5: Comparative Statement of contraceptive performance for the period between July'14 to June 2015 and July'15 to June 2016**

Methods	Yearly Projection (2014-2015)	July 2014 to June 2015		Yearly Projection (2015-2016)	July 2015 to June 2016		Change of Jul'15 to Jun'16 over Jul'14 to Jun'15
		Performance (in CYP)	Achi. Rate (%)		Performance (in CYP)	Achi. Rate (%)	
Permanent Method (Male)	223954	85798	38.3	215241	69179	32.1	-6.2
Permanent Method (Female)	229213	107928	47.1	220155	94100	42.7	-4.3
Permanent Method (Total)	453167	193726	42.7	435396	163279	37.5	-5.2
IUD	346449	244027	70.4	339831	233778	68.8	-1.6
Implant	351923	333379	94.7	421939	353690	83.8	-10.9
Injectables	4521808	3423101	75.7	4580464	3297886	72.0	-3.7
Oral Pill	11171525	6984721	62.5	11316441	6719559	59.4	-2.9
Condom	1595932	960420	60.2	1616634	948035	58.6	-1.5

**Table-6: Performance & Distribution of Contraceptives by Method for the month of May and June 2016**

Method	Performance		% Change of Jun'16 over May'16
	May'16	Jun'16	
Permanent Method (Male, Cases)	5269	4456	-15.4
Permanent Method (Female, Cases)	7748	5117	-34.0
Permanent Method (Total, Cases)	13017	9573	-26.5
I U D (Cases)	31323	13179	-57.9
Implant (Cases)	36444	14121	-61.3
Injectables (Doses)	1122316	1046748	-6.7
Oral Pill (Cycles)	8351002	8232169	-1.4
Condom (Pieces)	12901391	11394796	-11.7

**Table :7 Contribution of Government, NGOs and Multisector in respect of Contraceptive Performance during June 2016**

Method	Performance			Share of Contribution in Percentage	
	Govt.	NGOs & Multisector	Total	Government	NGOs and Multisector
Permanent Method (Male, Cases)	2123	2333	4456	47.6	52.4
Permanent Method (Female, Cases)	4245	872	5117	83.0	17.0
Permanent Method (Cases)	6368	3205	9573	66.5	33.5
IUD (Cases)	9411	3768	13179	71.4	28.6
Implant (Cases)	10463	3658	14121	74.1	25.9
Injectable (Doses)	743022	303726	1046748	71.0	29.0
Oral Pill (Cycles)	6377987	1854182	8232169	77.5	22.5
Condom (Pieces)	6771470	4623326	11394796	59.4	40.6

**Table -8: NGO and Multisector wise Contraceptive Performance for the month of June 2016**

Sl. No.	NGO and Multisector	Oral Pill (Cycle)	Condom (Pieces)	Injectable (Vial)	IUD (Cases)	Implant (Nos.)	Permanent Method(No.)		
							Male	Female	Total
1	Family Planning Association of Bangladesh (FPAB)	42047	35695	2031	3	44	44	26	70
2	Marie Stopes Clinic	4904	14130	3502	154	26	33	26	59
3	Palli Shisu Foundation (PSF)	59048	121308	9122	62	47	11	18	29
4	Shanirvar Bangladesh	6475	6810	732	0	1	0	1	1
5	CMH	626	9420	112	0	0	0	1	1
6	BWHC Clinic	90	140	55	0	0	0	0	0
7	B.G.B	190	3132	0	0	0	0	0	0
8	R. H. Steps	1211	2077	302	15	0	0	0	0
9	Model Clinic	14	650	65	0	0	0	15	15
10	Mohila-O-Shishu Shastha Kallyan Samity	1558	1420	1195	0	0	0	0	0
11	SAVE Barakhata	508	72	37	0	0	0	0	0
12	Surjer Hasi Clinic	27837	84343	7388	16	28	3	6	9
13	Friend Ship	609	2700	309	0	0	0	0	0
14	Kanchan	29239	78600	4126	3	5	3	3	6
15	KMSS	263	1405	297	1	9	0	6	6
16	Manab Bikash Sangstha	330	420	55	0	0	0	0	0
17	Dhaldanga Bohumukhi Samaj Unnayn Sangstha	25590	16300	1372	0	0	2	1	3
18	Lamb Hospital	57	0	56	0	24	0	12	12
19	Dhaldanga Youth Science Club	9615	3000	501	0	0	0	0	0
20	Multi Sector	303	3050	22	0	0	0	0	0
<b>Rangpur Division</b>		<b>210514</b>	<b>384672</b>	<b>31279</b>	<b>254</b>	<b>184</b>	<b>96</b>	<b>115</b>	<b>211</b>
1	Family Planning Association of Bangladesh (FPAB)	40404	122715	3377	11	61	22	13	35
2	BAVS	198	3160	71	1	38	66	12	78
3	Marie Stopes Clinic	3729	30811	2512	192	176	520	12	532
4	Palli Shisu Foundation (PSF)	23086	57444	4076	22	0	1	0	1
5	Jatio Tarun Shanga	19473	51442	2692	14	5	0	3	3
6	Bamaneh	28942	56016	2890	4	12	0	8	8
7	Tilottoma	18856	159835	6418	22	12	1	10	11
8	Anonnya Somaj Kallyan Samity	6255	9075	1199	0	0	0	0	0
9	Shanirvar Bangladesh	4146	6456	297	4	0	0	0	0
10	Sromo Kallyan Shangstha	42	170	0	0	0	0	0	0
11	B.G.B	407	754	0	0	0	0	0	0
12	R. H. Steps	339	2772	200	9	0	0	0	0
13	MR CLINIC	369	230	39	0	0	0	0	0
14	Palli Shishu Clinic	6652	9604	1523	6	0	0	0	0
15	JTS-Gono Unnayan Academy	23423	69942	4569	7	1	0	2	2
16	Thangamara	443	1839	203	5	9	0	2	2
17	Darpon	7431	9201	1156	2	0	0	0	0
18	PAURASOVA	4213	9712	656	15	1	0	1	1
19	I Pas Bangladesh (IPAS)	15	20	8	0	0	0	0	0
20	Surjer Hasi Clinic	1956	5540	907	0	1	1	0	1
21	Population Services & Training Centre (PSTC)	775	20778	863	6	14	0	2	2
22	KMSS	2424	45402	852	1	8	0	6	6
23	SORNALY	6956	9796	1014	3	0	0	0	0
24	Chardulai	2940	6560	475	4	13	0	0	0
<b>Rajshahi Division</b>		<b>624502</b>	<b>1458618</b>	<b>98555</b>	<b>836</b>	<b>719</b>	<b>803</b>	<b>301</b>	<b>1104</b>
1	Family Planning Association of Bangladesh (FPAB)	52599	99293	2356	10	57	4	9	13
2	BAVS	1071	3600	370	0	2	150	8	158
3	Marie Stopes Clinic	2717	16984	1882	213	87	3	3	6
4	Palli Shisu Foundation (PSF)	11279	10884	969	11	13	0	5	5
5	Paribarik Shastha Clinic	6579	18769	1332	11	12	0	4	4
6	Jatio Tarun Shanga	18920	56073	3266	11	11	0	7	7
7	Paribar Kallyan Shangstha (PKS)	45676	165294	12720	23	42	3	26	29
8	PSTC	1928	18088	726	1	9	0	1	1
9	Sromo Kallyan Shangstha	310	2378	0	0	0	0	0	0
10	Addin Hospital	9984	6120	2078	0	1	0	16	16
11	CMH	120	1500	4	0	0	0	0	0
12	BWHC Clinic	351	60	88	0	0	0	0	0
13	B.G.B	54	1450	0	0	0	0	0	0
14	R. H. Steps	1971	3564	241	5	0	0	0	0
15	VPKA	3375	10430	996	0	0	0	1	1
16	CRC	18431	17050	1185	13	0	0	0	0
17	FAIR FOUNDATION	3102	10620	1246	10	0	1	0	1



Sl. No.	NGO and Multisector	Oral Pill (Cycle)	Condom (Pieces)	Injectable (Vial)	IUD (Cases)	Implant (Nos.)	Permanent Method(No.)		
							Male	Female	Total
18	SRIJONI	755	3520	68	0	0	0	0	0
19	SGS	7214	14532	866	2	20	0	2	2
20	Police Hospital	60	1785	52	0	0	0	0	0
21	Surjer Hasi Clinic	8237	33933	2704	5	26	0	4	4
22	MANOB SHEBA	1968	2850	0	0	0	0	0	0
23	BNS TITUMIR	6021	13150	1	0	0	0	0	0
24	Peoples Development Community (PDC)	12500	6100	1100	0	0	0	0	0
25	Urban Health Care	450	2909	621	0	9	1	2	3
26	KMSS	3709	8520	1539	29	60	1	7	8
27	Multi Sector	21	100	0	0	0	0	0	0
<b>Khulna Division</b>		<b>219402</b>	<b>529556</b>	<b>36410</b>	<b>344</b>	<b>349</b>	<b>163</b>	<b>95</b>	<b>258</b>
1	Family Planning Association of Bangladesh (FPAB)	11533	21989	1231	5	49	5	1	6
2	BAVS	43	2700	30	1	8	75	0	75
3	Marie Stopes Clinic	867	5614	434	91	23	63	0	63
4	Paribarik Shastha Clinic	570	8832	835	27	41	0	0	0
5	Shanirvar Bangladesh	21551	66240	9951	35	0	0	0	0
6	R. H. Steps	432	180	36	1	0	0	0	0
7	Surjer Hasi Clinic	612	2029	636	2	22	0	1	1
8	UPHCP	210	6182	325	3	3	0	5	5
<b>Barisal Division</b>		<b>35818</b>	<b>113766</b>	<b>13478</b>	<b>165</b>	<b>146</b>	<b>143</b>	<b>7</b>	<b>150</b>
1	Family Planning Association of Bangladesh (FPAB)	59785	131968	3274	24	124	3	8	11
2	BAVS	352	15786	90	17	54	351	59	410
3	Marie Stopes Clinic	14586	69247	6045	705	525	367	14	381
4	Jatio Tarun Shanga	27754	91533	4164	33	23	2	2	4
5	Bamaneh	13151	53414	2629	15	29	11	1	12
6	PSTC	7551	23468	2511	84	130	0	10	10
7	Shanirvar Bangladesh	163188	335579	17147	183	94	7	23	30
8	Sromo Kallyan Shangstha	694	3450	0	0	0	0	0	0
9	Addin Hospital	1468	2900	176	0	0	0	36	36
10	BAPSA	4883	20869	1488	40	45	42	2	44
11	Radda Barnen	366	3855	388	4	0	0	0	0
12	UTPS	3939	10676	842	24	87	1	11	12
13	PSKP	4271	23424	1258	15	27	34	3	37
14	Gono Shastha Kendra	693	6522	412	0	0	0	0	0
15	Anirban Sangsad	573	2472	126	0	0	0	0	0
16	ICDDR,B	144	310	8	0	0	0	0	0
17	CMH	548	7660	49	2	0	0	1	1
18	Spire	5881	9000	585	3	0	0	0	0
19	Shimantik	300	1332	109	27	9	8	3	11
20	Nagar Unnoyan Somaj Seba Shangstha	5745	7945	597	8	0	0	0	0
21	TDH Clinic	1440	3200	86	0	0	0	0	0
22	Shakti Foundation	516	2413	39	0	0	0	0	0
23	BWHC Clinic	463	3192	618	2	0	0	1	1
24	B.G.B	80	1055	0	0	0	0	0	0
25	Association in Training & Management (AITAM )	72	636	85	0	0	0	0	0
26	Manobik Shahahahajjya Samity	50	900	23	0	0	0	0	0
27	R. H. Steps	1787	3642	553	28	9	0	1	1
28	Al-Falah Model Clinic	66	420	106	0	0	0	0	0
29	World Concern	660	1544	200	0	0	0	0	0
30	VPKA	17708	82582	4535	8	19	1	3	4
31	Model Clinic	396	2856	26	1	0	0	0	0
32	MMKS	304	126	126	0	0	0	0	0
33	VFWA	1629	16184	1461	12	4	1	2	3
34	Nari Moytri	1461	6704	1633	63	90	12	19	31
35	SGS	21224	33316	1478	13	4	0	3	3
36	CWFD	5779	29444	1926	8	13	9	0	9
37	Krishi Bisho	93	0	0	0	0	0	0	0
38	Aid For Poor People	5607	9948	559	0	0	0	0	0
39	B G M E	811	4024	112	0	0	0	0	0
40	Surjer Hasi Clinic	64685	169090	8469	58	14	1	5	6
41	Provti S K S Prishad	5340	9600	577	0	0	0	0	0
42	KUMUDINI HOSPATIL	183	1220	47	0	7	0	2	2
43	HRDS	424	1198	128	0	0	0	0	0
44	Family Welfare Assosiation	4875	10920	480	0	0	0	0	0
45	Population Services & Training Centre (PSTC)	25737	78453	4169	33	56	0	9	9
46	Faith & Hope	5340	9600	577	0	0	0	0	0

Sl. No.	NGO and Multisector	Oral Pill (Cycle)	Condom (Pieces)	Injectable (Vial)	IUD (Cases)	Implant (Nos.)	Permanent Method(No.)		
							Male	Female	Total
47	Jonoseba M&C W Songstha	3012	12288	259	8	0	0	0	0
48	KMSS	612	5450	321	9	7	0	0	0
49	Shastha Prokalpo	0	0	109	0	0	0	11	11
50	Sazeda Foundation	223	564	98	1	0	0	0	0
51	Ma-O-Shisu Unnoyan Shangstha	4089	9036	477	0	0	0	0	0
52	Sonar Bangla Samaj Kalyan	6345	12204	535	2	0	0	0	0
53	khulna Mukti Seba	2967	14114	525	44	63	0	0	0
54	Rural Health Development Organization(RHDO)	30	264	3	0	0	0	0	0
55	Daridra Paribar Seba Songshta	10728	13824	1206	0	0	0	0	0
56	Nagar Sastho Kendro	2912	25946	1175	13	23	0	1	1
57	Urban Health Care	1769	11171	271	19	13	0	9	9
58	Nahar Health Services	234	324	70	1	0	0	0	0
59	Perticipatory Deveolpment Action	1357	6852	75	0	0	0	0	0
60	Ahoshania Mission	3803	10738	705	42	46	10	0	10
	<b>Dhaka Division</b>	<b>520683</b>	<b>1426452</b>	<b>75740</b>	<b>1549</b>	<b>1515</b>	<b>860</b>	<b>239</b>	<b>1099</b>
1	Family Planning Association of Bangladesh (FPAB)	25464	60915	2224	10	67	2	1	3
2	BAVS	168	6912	24	0	10	138	0	138
3	Marie Stopes Clinic	4302	18430	1907	247	177	73	1	74
4	Paribarik Shastha Clinic	3689	11742	779	4	0	0	0	0
5	Bamaneh	7859	42284	1883	13	0	0	0	0
6	PSTC	16	0	0	0	0	0	0	0
7	Shanirvar Bangladesh	18056	50708	2771	28	1	0	1	1
8	Sromo Kallyan Shangstha	138	120	41	0	0	0	0	0
9	BAPSA	1557	3264	181	9	0	0	0	0
10	ICDDR,B	2435	3230	1815	0	0	0	0	0
11	FDSR	45031	59956	7044	25	33	0	1	1
12	CMH	862	15100	94	0	3	0	3	3
13	SUPIRAT	11946	62350	4507	21	2	0	0	0
14	Proshanti	1818	8456	693	3	0	0	0	0
15	Bonophul (PKS)	114	432	57	0	0	0	0	0
16	Niskrity	5308	18583	3172	1	10	0	0	0
17	IMAGE	2790	12479	1642	2	12	0	0	0
18	Momota	3290	17125	1368	5	49	0	19	19
19	SUS	19583	54976	1930	6	1	0	0	0
20	B.G.B	63	700	4	0	0	0	0	0
21	R. H. Steps	1833	2848	532	26	0	0	0	0
22	Model Clinic	173	1464	27	7	32	0	27	27
23	Bandhan	13344	50538	2287	14	0	0	0	0
24	33 Podatik	1040	11000	38	1	0	0	5	5
25	Ghasful	600	7500	80	1	0	0	0	0
26	SMC	40	60	6	0	0	0	0	0
27	I Pas Bangladesh (IPAS)	15	0	1	0	0	0	0	0
28	Surjer Hasi Clinic	7964	33014	2506	19	15	0	0	0
29	Saya Path	1200	5280	450	6	20	0	0	0
30	RTMI	886	3252	252	0	0	0	0	0
31	Nagar Matri Sadan	234	816	102	6	20	2	13	15
32	Nagar Sastho Kendro	636	684	429	9	22	0	0	0
33	Multi Sector	1337	7400	23	2	0	0	0	0
	<b>Chittagong Division</b>	<b>183791</b>	<b>571618</b>	<b>38869</b>	<b>465</b>	<b>474</b>	<b>215</b>	<b>71</b>	<b>286</b>
1	Family Planning Association of Bangladesh (FPAB)	13006	30636	2024	1	35	4	6	10
2	BAVS	8	298	4	0	18	22	12	34
3	Marie Stopes Clinic	1100	7520	343	86	99	18	19	37
4	CMH	3576	10476	368	0	0	0	0	0
5	Shimantik	33245	60439	3855	55	104	6	5	11
6	BWHC Clinic	289	2508	100	2	0	0	0	0
7	Red Crescent Sangstha	74	40	20	0	0	0	0	0
8	B.G.B	252	4005	0	0	0	0	0	0
9	R. H. Steps	360	780	32	0	0	0	0	0
10	Sylhet Samaj Kallyan Sangatha	3405	7999	2012	5	3	1	1	2
11	Surjer Hasi Clinic	1448	8705	385	0	0	0	0	0
12	SUPPS	2616	4980	246	0	0	0	0	0
13	TIL Welfare Division	35	100	0	0	0	0	0	0
14	Govt. Labour Welfare Center	45	50	0	0	0	0	0	0
15	RTM MCH Center	13	108	6	6	12	2	1	3
	<b>Sylhet Division</b>	<b>59472</b>	<b>138644</b>	<b>9395</b>	<b>155</b>	<b>271</b>	<b>53</b>	<b>44</b>	<b>97</b>
	<b>Total NGO and Multisectoral Performance</b>	<b>1854182</b>	<b>4623326</b>	<b>303726</b>	<b>3768</b>	<b>3658</b>	<b>2333</b>	<b>872</b>	<b>3205</b>

**Table -9: District wise Projection, Performance and Achievement Rate of Permanent and Long Acting Methods**

District	Permanent Method (Cases)					IUD (Cases)					Implant (Cases)				
	Yearly Projection	Reporting Month		Jul'15 to Jun'16		Yearly Projection	Reporting Month		Jul'15 to Jun'16		Yearly Projection	Reporting Month		Jul'15 to Jun'16	
		Perform	Achi. Rate(%)	Perform	Achi. Rate(%)		Perform	Achi. Rate(%)	Perform	Achi. Rate(%)		Perform	Achi. Rate(%)	Perform	Achi. Rate(%)
Dinajpur	6986	187	32.1	4443	63.6	5811	236	48.7	4798	82.6	10000	249	29.9	10707	107.1
Thakurgaon	3295	99	36.1	1674	50.8	3500	45	15.4	1163	33.2	3371	140	49.8	5171	153.4
Panchgarh	4000	33	9.9	1931	48.3	2200	90	49.1	1869	85.0	4000	72	21.6	3957	98.9
Nilphamari	3794	145	45.9	2309	60.9	4600	173	45.1	3445	74.9	7000	278	47.7	5801	82.9
Rangpur	8995	473	63.1	6060	67.4	6379	242	45.5	4351	68.2	12100	340	33.7	10850	89.7
Kurigram	10500	87	9.9	1917	18.3	10597	191	21.6	3889	36.7	9064	158	20.9	6021	66.4
Gaibandha	7862	384	58.6	4097	52.1	6638	415	75.0	6190	93.3	15575	706	54.4	11407	73.2
Lalmonirhat	5368	117	26.2	1130	21.1	5547	176	38.1	2528	45.6	6500	189	34.9	5473	84.2
<b>Rangpur Div.</b>	<b>50800</b>	<b>1525</b>	<b>36.0</b>	<b>23561</b>	<b>46.4</b>	<b>45272</b>	<b>1568</b>	<b>41.6</b>	<b>28233</b>	<b>62.4</b>	<b>67610</b>	<b>2132</b>	<b>37.8</b>	<b>59387</b>	<b>87.8</b>
Bogra	12709	203	19.2	2930	23.1	7498	284	45.5	5081	67.8	11500	588	61.4	14502	126.1
Joipurhat	2400	107	53.5	1586	66.1	2500	95	45.6	1279	51.2	5000	148	35.5	4509	90.2
Noagaon	6631	138	25.0	2920	44.0	4891	196	48.1	2626	53.7	6270	152	29.1	6028	96.1
Nawabganj	5600	120	25.7	2311	41.3	4559	66	17.4	1087	23.8	5691	24	5.1	1639	28.8
Rajshahi	9837	550	67.1	6936	70.5	6222	141	27.2	3101	49.8	10000	284	34.1	8559	85.6
Natore	4981	128	30.8	2072	41.6	4351	178	49.1	2218	51.0	6108	336	66.0	6538	107.0
Pabna	7250	177	29.3	2220	30.6	8348	395	56.8	6614	79.2	8627	199	27.7	5135	59.5
Sirajganj	15000	99	7.9	1305	8.7	10692	439	49.3	6041	56.5	9500	215	27.2	4268	44.9
<b>Rajshahi Div.</b>	<b>64408</b>	<b>1522</b>	<b>28.4</b>	<b>22280</b>	<b>34.6</b>	<b>49061</b>	<b>1794</b>	<b>43.9</b>	<b>28047</b>	<b>57.2</b>	<b>62696</b>	<b>1946</b>	<b>37.2</b>	<b>51178</b>	<b>81.6</b>
Kushtia	6000	74	14.8	1291	21.5	6124	49	9.6	1215	19.8	6050	120	23.8	3342	55.2
Meherpur	2549	48	22.6	796	31.2	2200	29	15.8	566	25.7	1500	52	41.6	823	54.9
Chuadanga	4386	109	29.8	1629	37.1	2000	86	51.6	1711	85.6	3500	99	33.9	2884	82.4
Jhenaidaha	9165	117	15.3	1615	17.6	5889	132	26.9	4453	75.6	4966	178	43.0	4278	86.1
Magura	4607	109	28.4	1366	29.7	2200	92	50.2	1535	69.8	4500	147	39.2	3211	71.4
Narail	4316	38	10.6	747	17.3	2000	41	24.6	1340	67.0	2212	46	25.0	1524	68.9
Jessore	8115	200	29.6	2575	31.7	7801	296	45.5	4866	62.4	8072	295	43.9	6173	76.5
Khulna	5630	264	56.3	4309	76.5	5200	353	81.5	4774	91.8	7500	486	77.8	8710	116.1
Bagerhat	5123	62	14.5	1551	30.3	3136	140	53.6	3344	106.6	4500	150	40.0	3630	80.7
Satkhira	5395	97	21.6	1925	35.7	3935	149	45.4	2283	58.0	5000	204	49.0	4707	94.1
<b>Khulna Div.</b>	<b>55286</b>	<b>1118</b>	<b>24.3</b>	<b>17804</b>	<b>32.2</b>	<b>40485</b>	<b>1367</b>	<b>40.5</b>	<b>26087</b>	<b>64.4</b>	<b>47800</b>	<b>1777</b>	<b>44.6</b>	<b>39282</b>	<b>82.2</b>
Barguna	3116	43	16.6	1246	40.0	2768	76	32.9	2093	75.6	3200	318	119.3	3302	103.2
Patuakhali	6700	77	13.8	1894	28.3	4200	168	48.0	2757	65.6	6770	131	23.2	4983	73.6
Barisal	6100	157	30.9	2781	45.6	4433	153	41.4	3650	82.3	6000	218	43.6	6229	103.8
Jhalakati	2510	35	16.7	515	20.5	1434	58	48.5	1138	79.4	3344	74	26.6	1964	58.7
Bhola	9000	59	7.9	1331	14.8	6681	154	27.7	3713	55.6	8474	73	10.3	4722	55.7
Pirojpur	7383	24	3.9	825	11.2	3500	163	55.9	2800	80.0	3500	108	37.0	2679	76.5
<b>Barisal Div.</b>	<b>34809</b>	<b>395</b>	<b>13.6</b>	<b>8592</b>	<b>24.7</b>	<b>23016</b>	<b>772</b>	<b>40.3</b>	<b>16151</b>	<b>70.2</b>	<b>31288</b>	<b>922</b>	<b>35.4</b>	<b>23879</b>	<b>76.3</b>

District	Permanent Method (Cases)					IUD (Cases)					Implant (Cases)				
	Yearly Projection	Reporting Month		Jul'15 to Jun'16		Yearly Projection	Reporting Month		Jul'15 to Jun'16		Yearly Projection	Reporting Month		Jul'15 to Jun'16	
		Perform	Achi. Rate(%)	Perform	Achi. Rate(%)		Perform	Achi. Rate(%)	Perform	Achi. Rate(%)		Perform	Achi. Rate(%)	Perform	Achi. Rate(%)
Gopalganj	8411	346	49.4	3481	41.4	2500	118	56.6	2053	82.1	2501	161	77.2	2234	89.3
Madaripur	3873	22	6.8	676	17.5	2363	127	64.5	2059	87.1	5000	79	19.0	3829	76.6
Shariatpur	6957	13	2.2	921	13.2	3393	116	41.0	3057	90.1	3900	80	24.6	2348	60.2
Faridpur	6071	139	27.5	3101	51.1	4974	180	43.4	4026	80.9	6000	185	37.0	4478	74.6
Rajbari	3862	101	31.4	1409	36.5	2825	180	76.5	2740	97.0	5000	315	75.6	5884	117.7
Dhaka	20002	1219	73.1	18575	92.9	17000	1122	79.2	16281	95.8	14000	972	83.3	15359	109.7
Gazipur	8500	193	27.2	2841	33.4	6142	330	64.5	4890	79.6	8444	267	37.9	5523	65.4
Munshiganj	5401	38	8.4	1051	19.5	4705	65	16.6	2559	54.4	5650	62	13.2	2587	45.8
Narayanganj	9203	318	41.5	4338	47.1	5000	278	66.7	5149	103.0	4800	263	65.8	5510	114.8
Narshingdi	7083	125	21.2	2545	35.9	7880	235	35.8	4879	61.9	4828	137	34.1	3530	73.1
Manikganj	6507	243	44.8	3798	58.4	2768	119	51.6	2286	82.6	4500	166	44.3	4021	89.4
Tangail	11000	221	24.1	4411	40.1	10639	320	36.1	6189	58.2	8648	313	43.4	9122	105.5
Jamalpur	4809	69	17.2	1430	29.7	4846	271	67.1	4760	98.2	6425	520	97.1	6926	107.8
Sherpur	4248	39	11.0	841	19.8	3807	61	19.2	1944	51.1	4000	123	36.9	4869	121.7
Mymensingh	13042	265	24.4	4423	33.9	10122	399	47.3	7282	71.9	18276	367	24.1	14952	81.8
Kishoreganj	8423	202	28.8	4409	52.3	5447	288	63.4	5832	107.1	10000	318	38.2	8276	82.8
Netrokona	6179	45	8.7	1742	28.2	5069	75	17.8	3006	59.3	6617	121	21.9	6073	91.8
<b>Dhaka Div.</b>	<b>133571</b>	<b>3598</b>	<b>32.3</b>	<b>59992</b>	<b>44.9</b>	<b>99480</b>	<b>4284</b>	<b>51.7</b>	<b>78992</b>	<b>79.4</b>	<b>118589</b>	<b>4449</b>	<b>45.0</b>	<b>105521</b>	<b>89.0</b>
B. Baria	6312	42	8.0	1798	28.5	7200	219	36.5	4085	56.7	6756	134	23.8	3864	57.2
Comilla	12500	205	19.7	4596	36.8	15632	885	67.9	10887	69.6	14501	293	24.2	7748	53.4
Chandpur	5539	101	21.9	2047	37.0	5262	145	33.1	3296	62.6	4740	68	17.2	3504	73.9
Feni	3536	51	17.3	1107	31.3	3069	194	75.9	2506	81.7	2861	78	32.7	2114	73.9
Noakhali	10561	112	12.7	2122	20.1	8432	189	26.9	3385	40.1	9000	305	40.7	4245	47.2
Laxmipur	7343	47	7.7	1175	16.0	3989	135	40.6	3668	92.0	4515	111	29.5	3762	83.3
Chittagong	10000	308	37.0	4700	47.0	12000	749	74.9	12699	105.8	15000	599	47.9	20357	135.7
Cox's Bazar	4549	33	8.7	983	21.6	4346	180	49.7	3067	70.6	4329	295	81.8	4811	111.1
Rangamati	1416	18	15.3	504	35.6	946	43	54.5	999	105.6	1528	107	84.0	2256	147.6
Khagrachhari	3140	43	16.4	720	22.9	1227	81	79.2	986	80.4	1500	55	44.0	1037	69.1
Bandarban	1343	4	3.6	737	54.9	1112	54	58.3	1370	123.2	1226	36	35.2	1151	93.9
<b>Chittagong Div.</b>	<b>66239</b>	<b>964</b>	<b>17.5</b>	<b>20489</b>	<b>30.9</b>	<b>63215</b>	<b>2874</b>	<b>54.6</b>	<b>46948</b>	<b>74.3</b>	<b>65956</b>	<b>2081</b>	<b>37.9</b>	<b>54849</b>	<b>83.2</b>
Sylhet	8951	191	25.6	4311	48.2	4500	252	67.2	3533	78.5	6500	305	56.3	6845	105.3
Habiganj	7376	60	9.8	1880	25.5	5354	45	10.1	1111	20.8	8513	105	14.8	2971	34.9
Moulavibazar	4456	105	28.3	2013	45.2	3883	99	30.6	2361	60.8	5000	164	39.4	3950	79.0
Sunamganj	9500	95	12.0	2357	24.8	5565	124	26.7	2315	41.6	7987	240	36.1	5828	73.0
<b>Sylhet Div.</b>	<b>30283</b>	<b>451</b>	<b>17.9</b>	<b>10561</b>	<b>34.9</b>	<b>19302</b>	<b>520</b>	<b>32.3</b>	<b>9320</b>	<b>48.3</b>	<b>28000</b>	<b>814</b>	<b>34.9</b>	<b>19594</b>	<b>70.0</b>
<b>National</b>	<b>435396</b>	<b>9573</b>	<b>26.4</b>	<b>163279</b>	<b>37.5</b>	<b>339831</b>	<b>13179</b>	<b>46.5</b>	<b>233778</b>	<b>68.8</b>	<b>421939</b>	<b>14121</b>	<b>40.2</b>	<b>353690</b>	<b>83.8</b>

**Table-10: District wise Projection, Performance and Achievement Rate of Short Acting Methods**

District	Injectables					Oral Pill					Condom				
	Yearly Projection	Reporting Month		Jul'15 to Jun'16		Yearly Projection	Reporting Month		Jul'15 to Jun'16		Yearly Projection	Reporting Month		Jul'15 to Jun'16	
		Perform (in CYP)	Achi. Rate (%)	Perform (in CYP)	Achi. Rate (%)		Perform (in CYP)	Achi. Rate (%)	Perform (in CYP)	Achi. Rate (%)		Perform (in CYP)	Achi. Rate (%)	Perform (in CYP)	Achi. Rate (%)
Dinajpur	111329	4605	49.6	59911	53.8	275049	13229	57.7	160089	58.2	39293	921	28.1	11615	29.6
Thakurgaon	51219	3271	76.6	43500	84.9	126542	5542	52.6	74420	58.8	18077	263	17.5	3473	19.2
Panchgarh	37487	2541	81.3	32369	86.3	92614	5817	75.4	71811	77.5	13231	263	23.9	3587	27.1
Nilphamari	69391	4511	78.0	57452	82.8	171437	9583	67.1	117973	68.8	24491	564	27.6	6817	27.8
Rangpur	109558	7161	78.4	95198	86.9	270673	14037	62.2	169714	62.7	38668	1095	34.0	13743	35.5
Kurigram	88023	7683	104.7	92226	104.8	217468	14574	80.4	174393	80.2	31067	1403	54.2	16180	52.1
Gaibandha	93261	6820	87.8	84050	90.1	230411	13200	68.7	163671	71.0	32916	1281	46.7	15396	46.8
Lalmonirhat	47194	3598	91.5	44867	95.1	116596	5657	58.2	68869	59.1	16657	436	31.4	5136	30.8
<b>Rangpur Div.</b>	<b>607463</b>	<b>40191</b>	<b>79.4</b>	<b>509574</b>	<b>83.9</b>	<b>1500790</b>	<b>81639</b>	<b>65.3</b>	<b>1000940</b>	<b>66.7</b>	<b>214399</b>	<b>6227</b>	<b>34.9</b>	<b>75947</b>	<b>35.4</b>
Bogra	130270	5146	47.4	66910	51.4	321843	13707	51.1	169716	52.7	45978	2257	58.9	28739	62.5
Joipurhat	36390	1054	34.7	12824	35.2	89906	3165	42.2	39117	43.5	12844	394	36.8	5357	41.7
Noagaon	99495	3244	39.1	41609	41.8	245812	12314	60.1	151849	61.8	35116	1168	39.9	14150	40.3
Nawabganj	61439	2323	45.4	32018	52.1	151791	5079	40.2	61028	40.2	21684	838	46.4	9985	46.0
Rajshahi	105080	5295	60.5	67384	64.1	259610	10145	46.9	126263	48.6	37087	2699	87.3	32986	88.9
Natore	70428	2847	48.5	36633	52.0	174000	7920	54.6	100908	58.0	24857	1301	62.8	16596	66.8
Pabna	97742	6095	74.8	75556	77.3	241481	13614	67.7	151072	62.6	34497	1611	56.1	19404	56.2
Sirajganj	108319	7278	80.6	88750	81.9	267611	13166	59.0	166360	62.2	38230	2134	67.0	26581	69.5
<b>Rajshahi Div.</b>	<b>709165</b>	<b>33281</b>	<b>56.3</b>	<b>421683</b>	<b>59.5</b>	<b>1752054</b>	<b>79109</b>	<b>54.2</b>	<b>966312</b>	<b>55.2</b>	<b>250293</b>	<b>12403</b>	<b>59.5</b>	<b>153798</b>	<b>61.4</b>
Kushtia	78546	4137	63.2	52505	66.8	194055	7454	46.1	89686	46.2	27722	1313	56.9	15861	57.2
Meherpur	27982	2387	102.4	30355	108.5	69132	2330	40.4	29867	43.2	9876	457	55.6	7155	72.5
Chuadanga	45419	2936	77.6	35764	78.7	112211	3971	42.5	49593	44.2	16030	590	44.2	7052	44.0
Jhenaidaha	67691	2934	52.0	40659	60.1	167236	7333	52.6	94031	56.2	23891	769	38.6	9654	40.4
Magura	32540	1539	56.8	20732	63.7	80392	4327	64.6	54545	67.8	11485	419	43.8	5079	44.2
Narail	26525	1235	55.9	14641	55.2	65531	3144	57.6	38500	58.8	9362	514	65.9	5774	61.7
Jessore	103419	7433	86.2	93183	90.1	255506	11744	55.2	139804	54.7	36501	1884	61.9	22182	60.8
Khulna	83229	5244	75.6	62019	74.5	205625	12622	73.7	144419	70.2	29375	2308	94.3	27717	94.4
Bagerhat	52148	2659	61.2	34922	67.0	128836	8185	76.2	99887	77.5	18405	1148	74.9	14533	79.0
Satkhira	73750	3167	51.5	39331	53.3	182206	8621	56.8	105795	58.1	26029	1117	51.5	14141	54.3
<b>Khulna Div.</b>	<b>591248</b>	<b>33670</b>	<b>68.3</b>	<b>424110</b>	<b>71.7</b>	<b>1460731</b>	<b>69730</b>	<b>57.3</b>	<b>846128</b>	<b>57.9</b>	<b>208676</b>	<b>10519</b>	<b>60.5</b>	<b>129148</b>	<b>61.9</b>
Barguna	33358	2054	73.9	26886	80.6	82414	3152	45.9	38575	46.8	11773	172	17.5	2341	19.9
Patuakhali	57543	3988	83.2	50515	87.8	142164	5612	47.4	70999	49.9	20309	471	27.9	5698	28.1
Barisal	72380	4999	82.9	62524	86.4	178820	7457	50.0	93414	52.2	25546	863	40.5	10922	42.8
Jhalakati	19451	975	60.2	12868	66.2	48056	1935	48.3	24590	51.2	6865	221	38.6	2833	41.3
Bhola	60905	8609	169.6	105731	173.6	150471	4975	39.7	64220	42.7	21496	749	41.8	9298	43.3
Pirojpur	33183	1634	59.1	20885	62.9	81982	4270	62.5	51964	63.4	11712	435	44.5	5401	46.1
<b>Barisal Div.</b>	<b>276820</b>	<b>22258</b>	<b>96.5</b>	<b>279408</b>	<b>100.9</b>	<b>683907</b>	<b>27401</b>	<b>48.1</b>	<b>343762</b>	<b>50.3</b>	<b>97701</b>	<b>2910</b>	<b>35.7</b>	<b>36493</b>	<b>37.4</b>

District	Injectables					Oral Pill					Condom				
	Yearly Projection	Reporting Month		Jul'15 to Jun'16		Yearly Projection	Reporting Month		Jul'15 to Jun'16		Yearly Projection	Reporting Month		Jul'15 to Jun'16	
		Perform (in CYP)	Achi. Rate (%)	Perform (in CYP)	Achi. Rate (%)		Perform (in CYP)	Achi. Rate (%)	Perform (in CYP)	Achi. Rate (%)		Perform (in CYP)	Achi. Rate (%)	Perform (in CYP)	Achi. Rate (%)
Gopalganj	39439	1639	49.9	20631	52.3	97437	6056	74.6	77225	79.3	13920	825	71.1	9964	71.6
Madaripur	38520	2501	77.9	32925	85.5	95167	5495	69.3	66143	69.5	13595	511	45.1	6761	49.7
Shariatpur	36994	1742	56.5	23006	62.2	91397	3943	51.8	49339	54.0	13057	558	51.3	6996	53.6
Faridpur	65700	2757	50.3	35019	53.3	162317	8457	62.5	93305	57.5	23188	1267	65.6	16005	69.0
Rajbari	36211	2149	71.2	26317	72.7	89463	4702	63.1	57547	64.3	12780	865	81.2	9388	73.5
Dhaka	135379	11506	102.0	144440	106.7	334466	20321	72.9	247608	74.0	47781	4794	120.4	63187	132.2
Gazipur	74165	2829	45.8	32695	44.1	183230	10161	66.5	125041	68.2	26176	1792	82.2	22550	86.1
Munshiganj	48945	1855	45.5	23305	47.6	120923	6104	60.6	77007	63.7	17275	979	68.0	11705	67.8
Narayanganj	86162	5816	81.0	68977	80.1	212871	10291	58.0	126991	59.7	30410	1773	69.9	21403	70.4
Narshingdi	70643	5799	98.5	68128	96.4	174530	9308	64.0	107294	61.5	24933	1736	83.5	20475	82.1
Manikganj	52893	2284	51.8	30130	57.0	130677	5234	48.1	65960	50.5	18668	983	63.2	12642	67.7
Tangail	143166	7187	60.2	88490	61.8	353704	21446	72.8	264892	74.9	50529	2926	69.5	35522	70.3
Jamalpur	83339	4996	71.9	60074	72.1	205897	10917	63.6	137694	66.9	29414	1447	59.1	17898	60.8
Sherpur	52553	3807	86.9	46909	89.3	129836	6928	64.0	86879	66.9	18548	723	46.8	9460	51.0
Mymensingh	176062	5966	40.7	78305	44.5	434976	30383	83.8	377195	86.7	62139	2473	47.8	31442	50.6
Kishoreganj	91830	4023	52.6	52425	57.1	226874	14456	76.5	182102	80.3	32411	1923	71.2	24398	75.3
Netrokona	71253	3662	61.7	46302	65.0	176036	12640	86.2	154566	87.8	25148	1141	54.5	15213	60.5
<b>Dhaka Div.</b>	<b>1303253</b>	<b>70517</b>	<b>64.9</b>	<b>878076</b>	<b>67.4</b>	<b>3219801</b>	<b>186844</b>	<b>69.6</b>	<b>2296786</b>	<b>71.3</b>	<b>459972</b>	<b>26716</b>	<b>69.7</b>	<b>335008</b>	<b>72.8</b>
B. Baria	86608	4694	65.0	59658	68.9	213972	7317	41.0	92350	43.2	30567	1813	71.2	23852	78.0
Comilla	180577	10310	68.5	131331	72.7	446130	15494	41.7	193326	43.3	63733	2833	53.3	35914	56.4
Chandpur	78455	5103	78.1	62358	79.5	193829	6026	37.3	72029	37.2	27690	769	33.3	9423	34.0
Feni	45515	2856	75.3	34976	76.8	112449	3734	39.8	44407	39.5	16064	860	64.2	10444	65.0
Noakhali	90595	4644	61.5	58833	64.9	223823	6280	33.7	77245	34.5	31975	1059	39.8	13870	43.4
Laxmipur	54483	4521	99.6	55774	102.4	134606	3380	30.1	40514	30.1	19229	389	24.2	4932	25.6
Chittagong	174503	8501	58.5	108945	62.4	431125	17076	47.5	203333	47.2	61589	2707	52.7	34430	55.9
Cox's Bazar	65602	5545	101.4	75140	114.5	162075	7102	52.6	89423	55.2	23154	706	36.6	8939	38.6
Rangamati	16838	796	56.7	10912	64.8	41599	2556	73.7	30157	72.5	5943	390	78.7	4780	80.4
Khagrachhari	17969	1280	85.5	15615	86.9	44394	2787	75.3	33213	74.8	6342	298	56.3	3996	63.0
Bandarban	11191	873	93.6	11022	98.5	27647	1428	62.0	16862	61.0	3950	172	52.3	2251	57.0
<b>Chittagong Div.</b>	<b>822335</b>	<b>49122</b>	<b>71.7</b>	<b>624562</b>	<b>75.9</b>	<b>2031650</b>	<b>73180</b>	<b>43.2</b>	<b>892859</b>	<b>43.9</b>	<b>290236</b>	<b>11995</b>	<b>49.6</b>	<b>152831</b>	<b>52.7</b>
Sylhet	85551	6166	86.5	75362	88.1	211362	10575	60.0	125910	59.6	30195	2685	106.7	33220	110.0
Habiganj	64454	1626	30.3	21254	33.0	159240	6589	49.7	80575	50.6	22749	617	32.5	7802	34.3
Moulavibazar	55333	2415	52.4	32123	58.1	136706	5722	50.2	68470	50.1	19529	640	39.3	8327	42.6
Sunamganj	64842	2441	45.2	31734	48.9	160199	8023	60.1	97815	61.1	22886	1253	65.7	15461	67.6
<b>Sylhet Div.</b>	<b>270181</b>	<b>12648</b>	<b>56.2</b>	<b>160473</b>	<b>59.4</b>	<b>667507</b>	<b>30908</b>	<b>55.6</b>	<b>372771</b>	<b>55.8</b>	<b>95358</b>	<b>5195</b>	<b>65.4</b>	<b>64810</b>	<b>68.0</b>
<b>National</b>	<b>4580464</b>	<b>261687</b>	<b>68.6</b>	<b>3297886</b>	<b>72.0</b>	<b>11316441</b>	<b>548811</b>	<b>58.2</b>	<b>6719559</b>	<b>59.4</b>	<b>1616634</b>	<b>75965</b>	<b>56.4</b>	<b>948035</b>	<b>58.6</b>

**Table -11: Method wise Old Users, New Users, Dropout and CAR by District at the end of June 2016**

Name of District	Total E. Couple	Oral Pill					Condom					Injectable				
		Old	New	Total	No Method	Switch Over	Old	New	Total	No Method	Switch Over	Old	New	Total	No Method	Switch Over
Dinajpur	644952	257304	2373	259677	1147	1020	27230	678	27908	257	269	76462	1267	77729	458	589
Thakurgaon	283597	105925	1434	107359	642	673	8027	318	8345	108	138	57356	1037	58393	329	434
Panchgarh	219776	92978	1114	94092	509	533	6462	213	6675	97	115	36848	674	37522	179	226
Nilphamari	404474	158402	2112	160514	775	1154	11838	444	12282	122	334	70164	1177	71341	354	583
Rangpur	629947	235705	2724	238429	1430	1372	26969	662	27631	636	417	113026	1814	114840	619	1085
Kurigram	518969	195638	2109	197747	1454	1003	18811	784	19595	599	401	112469	1621	114090	1112	832
Gaibandha	536202	204759	3316	208075	1558	1194	23615	1127	24742	499	334	95331	1950	97281	1022	906
Lalmonirhat	273594	94391	951	95342	492	432	8920	191	9111	115	79	62245	671	62916	265	274
<b>Rangpur</b>	<b>3511511</b>	<b>1345102</b>	<b>16133</b>	<b>1361235</b>	<b>8007</b>	<b>7381</b>	<b>131872</b>	<b>4417</b>	<b>136289</b>	<b>2433</b>	<b>2087</b>	<b>623901</b>	<b>10211</b>	<b>634112</b>	<b>4338</b>	<b>4929</b>
Bogra	757485	318692	3248	321940	1986	1089	55036	1208	56244	788	346	106791	1438	108229	719	637
Joipurhat	206691	86980	762	87742	452	375	13076	243	13319	69	97	24872	282	25154	80	145
Naogaon	577899	256297	2048	258345	1215	590	26387	602	26989	241	158	53891	744	54635	291	268
Nawabganj	361823	136962	1200	138162	687	531	38586	672	39258	319	291	52992	678	53670	291	264
Rajshahi	597475	209941	3236	213177	1774	1406	69008	2672	71680	1412	988	91517	2498	94015	1262	996
Natore	400446	160864	2586	163450	1848	1083	33925	833	34758	882	530	49364	1054	50418	675	464
Pabna	575474	207741	1873	209614	1144	644	40782	609	41391	341	215	103770	1177	104947	525	337
Sirajganj	625328	246835	2654	249489	1283	893	53021	920	53941	466	290	122547	1473	124020	594	476
<b>Rajshahi</b>	<b>4102621</b>	<b>1624312</b>	<b>17607</b>	<b>1641919</b>	<b>10389</b>	<b>6611</b>	<b>329821</b>	<b>7759</b>	<b>337580</b>	<b>4518</b>	<b>2915</b>	<b>605744</b>	<b>9344</b>	<b>615088</b>	<b>4437</b>	<b>3587</b>
Kustia	457207	153254	1839	155093	1427	700	45833	1130	46963	647	363	74754	1272	76026	650	389
Meherpur	160270	45372	383	45755	230	155	13651	202	13853	121	97	36380	379	36759	154	116
Chuadanga	253724	93221	1188	94409	519	529	15976	380	16356	181	170	51722	978	52700	250	285
Jhenaidaha	382578	151869	1325	153194	965	476	23969	469	24438	215	174	49622	669	50291	275	197
Magura	187084	75485	704	76189	388	259	11144	200	11344	119	78	25959	379	26338	138	150
Narail	150286	58701	864	59565	449	195	12101	395	12496	129	94	19349	398	19747	201	147
Jessore	601262	190857	1508	192365	947	730	45446	899	46345	453	327	127806	1228	129034	574	492
Khulna	488730	189809	2593	192402	1468	1139	45966	1498	47464	767	744	61791	1387	63178	834	676
Bagerhat	302747	122814	1708	124522	961	659	22762	622	23384	378	315	43883	867	44750	537	494
Satkhira	427876	174786	1889	176675	1186	699	25674	583	26257	279	266	65162	896	66058	455	359
<b>Khulna</b>	<b>3411764</b>	<b>1256168</b>	<b>14001</b>	<b>1270169</b>	<b>8540</b>	<b>5541</b>	<b>262522</b>	<b>6378</b>	<b>268900</b>	<b>3289</b>	<b>2628</b>	<b>556428</b>	<b>8453</b>	<b>564881</b>	<b>4068</b>	<b>3305</b>
Barguna	194731	63724	1016	64740	628	497	5167	130	5297	122	117	40882	625	41507	435	392
Patuakhali	334779	118809	1011	119820	679	495	12288	209	12497	128	85	76151	854	77005	482	307
Barisal	414363	152709	1671	154380	1278	692	26506	549	27055	458	211	65828	984	66812	771	359
Jhalakati	111414	39394	594	39988	340	166	6254	166	6420	124	58	17373	362	17735	225	92
Bhola	357626	111577	1841	113418	880	708	14220	370	14590	187	152	113640	1501	115141	753	592
Pirojpur	195989	75776	1052	76828	658	371	9900	228	10128	159	85	28871	596	29467	361	212
<b>Barisal</b>	<b>1608902</b>	<b>561989</b>	<b>7185</b>	<b>569174</b>	<b>4463</b>	<b>2929</b>	<b>74335</b>	<b>1652</b>	<b>75987</b>	<b>1178</b>	<b>708</b>	<b>342745</b>	<b>4922</b>	<b>347667</b>	<b>3027</b>	<b>1954</b>

Name of District	Total E. Couple	Oral Pill					Condom					Injectable				
		Old	New	Total	No Method	Switch Over	Old	New	Total	No Method	Switch Over	Old	New	Total	No Method	Switch Over
Gopalganj	227806	91165	1093	92258	595	388	22188	609	22797	261	230	24509	561	25070	253	195
Madaripur	227252	87406	939	88345	556	281	15842	335	16177	268	53	36527	489	37016	265	134
Shariatpur	212699	76388	677	77065	400	155	19069	310	19379	193	82	35616	525	36141	276	134
Faridpur	380125	134478	1978	136456	1003	693	39840	942	40782	529	386	46299	1002	47301	467	459
Rajbari	226831	81453	1559	83012	644	529	18397	797	19194	334	281	31548	788	32336	401	308
Dhaka	745920	258209	3347	261556	1003	700	76124	1710	77834	490	422	90493	1708	92201	420	367
Gazipur	429941	188187	1465	189652	636	402	36390	557	36947	282	172	40090	742	40832	377	140
Munshiganj	289808	99174	1194	100368	462	440	27049	615	27664	261	257	31891	583	32474	211	257
Narayanganj	511960	194379	2124	196503	1074	720	38747	798	39545	350	292	74526	1202	75728	717	463
Narshingdi	418153	155775	1866	157641	695	570	30437	780	31217	338	235	64857	1083	65940	434	376
Manikganj	302950	104988	1618	106606	840	530	26571	780	27351	281	222	37068	797	37865	284	248
Tangail	830117	337754	2814	340568	1370	849	64378	1118	65496	516	360	100410	1188	101598	574	363
Jamalpur	474032	178974	2193	181167	803	807	28207	586	28793	214	226	93516	1051	94567	366	383
Sherpur	309980	129429	1039	130468	823	520	15143	382	15525	197	196	52153	691	52844	335	350
Mymensingh	1019126	477795	4675	482470	2510	1245	44641	1118	45759	801	289	111452	1789	113241	898	550
Kishoreganj	532543	224275	3431	227706	1514	1251	31297	1199	32496	520	564	64084	1665	65749	756	699
Netrokona	411258	178561	2050	180611	1124	590	17680	488	18168	292	152	50396	904	51300	490	324
<b>Dhaka</b>	<b>7550501</b>	<b>2998390</b>	<b>34062</b>	<b>3032452</b>	<b>16052</b>	<b>10670</b>	<b>552000</b>	<b>13124</b>	<b>565124</b>	<b>6127</b>	<b>4419</b>	<b>985435</b>	<b>16768</b>	<b>1002203</b>	<b>7524</b>	<b>5750</b>
Brahmanbaria	516054	161991	1694	163685	1003	376	42414	710	43124	565	170	80611	932	81543	775	187
Comilla	1066823	379790	3984	383774	2615	1159	72093	1468	73561	1057	484	184046	2122	186168	1566	717
Chandpur	461361	172389	1545	173934	968	441	23481	384	23865	251	134	88529	761	89290	488	318
Feni	267457	83868	908	84776	532	312	19871	456	20327	302	143	41158	570	41728	393	195
Noakhali	561211	200519	1798	202317	1130	604	41901	625	42526	481	199	100007	962	100969	661	409
Lakshmipur	327551	109146	984	110130	500	217	16258	340	16598	140	109	73205	812	74017	342	226
Chittagong	1026672	387469	4387	391856	2428	1368	71170	1621	72791	870	542	120204	2194	122398	1160	831
Cox's Bazar	394143	135629	1731	137360	908	613	18971	406	19377	265	195	91112	1070	92182	562	372
Rangamati	98279	38999	303	39302	118	134	7076	116	7192	50	57	14120	156	14276	67	79
Khagrachhari	108001	42883	422	43305	470	88	4406	106	4512	217	29	17309	244	17553	273	51
Bandarban	67872	19717	323	20040	209	266	3605	184	3789	136	65	11482	227	11709	191	64
<b>Chittagong</b>	<b>4895424</b>	<b>1732400</b>	<b>18079</b>	<b>1750479</b>	<b>10881</b>	<b>5578</b>	<b>321246</b>	<b>6416</b>	<b>327662</b>	<b>4334</b>	<b>2127</b>	<b>821783</b>	<b>10050</b>	<b>831833</b>	<b>6478</b>	<b>3449</b>
Sylhet	509994	155762	2378	158140	1346	622	48153	849	49002	639	300	71058	1099	72157	640	323
Habiganj	381289	162391	1873	164264	1214	363	24925	480	25405	330	113	44379	720	45099	502	157
Moulavi Bazar	327168	116202	1738	117940	884	626	20233	585	20818	352	273	43553	729	44282	461	318
Sunamganj	386787	140667	2291	142958	1372	647	30609	1014	31623	761	294	52426	1024	53450	684	331
<b>Sylhet</b>	<b>1605238</b>	<b>575022</b>	<b>8280</b>	<b>583302</b>	<b>4816</b>	<b>2258</b>	<b>123920</b>	<b>2928</b>	<b>126848</b>	<b>2082</b>	<b>980</b>	<b>211416</b>	<b>3572</b>	<b>214988</b>	<b>2287</b>	<b>1129</b>
<b>National</b>	<b>26685961</b>	<b>10093383</b>	<b>115347</b>	<b>10208730</b>	<b>63148</b>	<b>40968</b>	<b>1795716</b>	<b>42674</b>	<b>1838390</b>	<b>23961</b>	<b>15864</b>	<b>4147452</b>	<b>63320</b>	<b>4210772</b>	<b>32159</b>	<b>24103</b>



Name of District	IUD					Implant					Permanent Method						Total Acceptors	CAR (%)
	Old	New	Total	No Method	Switch Over	Old	New	Total	No Method	Switch Over	Male			Female				
											Old	New	Total	Old	New	Total		
Dinajpur	9223	184	9407	71	80	25015	413	25428	150	173	46264	67	46331	65805	112	65917	512397	79.4
Thakurgaon	1622	54	1676	5	7	8979	240	9219	58	104	16437	24	16461	18986	63	19049	220502	77.8
Panchgarh	3925	81	4006	22	33	9652	159	9811	35	91	12909	13	12922	11953	29	11982	177010	80.5
Nilphamari	5424	161	5585	57	68	15002	326	15328	75	155	21573	48	21621	39955	86	40041	326712	80.8
Rangpur	12037	177	12214	44	42	26566	462	27028	148	148	36542	152	36694	36436	70	36506	493342	78.3
Kurigram	9944	154	10098	65	30	14977	228	15205	97	71	18849	39	18888	22821	39	22860	398483	76.8
Gaibandha	15003	255	15258	119	53	26195	331	26526	194	144	21613	115	21728	31478	133	31611	425221	79.3
Lalmonirhat	1930	150	2080	26	32	11376	259	11635	60	68	13774	36	13810	23614	53	23667	218561	79.9
<b>Rangpur</b>	<b>59108</b>	<b>1216</b>	<b>60324</b>	<b>409</b>	<b>345</b>	<b>137762</b>	<b>2418</b>	<b>140180</b>	<b>817</b>	<b>954</b>	<b>187961</b>	<b>494</b>	<b>188455</b>	<b>251048</b>	<b>585</b>	<b>251633</b>	<b>2772228</b>	<b>78.9</b>
Bogra	19431	218	19649	111	87	40723	659	41382	235	258	27801	61	27862	51330	149	51479	626785	82.7
Joipurhat	2658	65	2723	13	16	10614	121	10735	37	72	14962	35	14997	18661	57	18718	173388	83.9
Naogaon	10905	123	11028	55	43	13887	239	14126	91	79	20189	28	20217	68628	167	68795	454135	78.6
Nawabganj	4682	67	4749	20	15	3524	109	3633	9	28	16751	20	16771	27518	159	27677	283920	78.5
Rajshahi	7738	124	7862	68	50	18898	337	19235	136	188	10032	36	10068	70450	201	70651	486688	81.5
Natore	7731	126	7857	66	33	15931	428	16359	134	160	5131	3	5134	50443	132	50575	328551	82.0
Pabna	22997	221	23218	138	71	17420	241	17661	115	101	11847	111	11958	36198	99	36297	445086	77.3
Sirajganj	16488	379	16867	138	67	9056	286	9342	48	37	12074	19	12093	18998	86	19084	484836	77.5
<b>Rajshahi</b>	<b>92630</b>	<b>1323</b>	<b>93953</b>	<b>609</b>	<b>382</b>	<b>130053</b>	<b>2420</b>	<b>132473</b>	<b>805</b>	<b>923</b>	<b>118787</b>	<b>313</b>	<b>119100</b>	<b>342226</b>	<b>1050</b>	<b>343276</b>	<b>3283389</b>	<b>80.0</b>
Kustia	5841	57	5898	31	34	12165	283	12448	94	61	4925	11	4936	58133	184	58317	359681	78.7
Meherpur	2085	13	2098	15	6	2579	67	2646	14	15	633	0	633	23451	84	23535	125279	78.2
Chuadanga	5345	64	5409	13	34	8593	124	8717	31	70	1426	3	1429	28030	90	28120	207140	81.6
Jhenaidaha	6900	96	6996	108	24	13903	192	14095	78	56	3330	10	3340	42346	149	42495	294849	77.1
Magura	3933	57	3990	40	17	8373	133	8506	60	48	2293	4	2297	18798	58	18856	147520	78.9
Narail	5381	40	5421	85	41	4136	46	4182	33	17	2892	3	2895	14233	35	14268	118574	78.9
Jessore	17682	206	17888	117	85	23245	260	23505	77	92	24263	43	24306	49039	140	49179	482622	80.3
Khulna	12354	213	12567	110	71	22848	523	23371	185	176	19012	37	19049	32916	116	33032	391063	80.0
Bagerhat	10421	131	10552	56	43	9790	192	9982	46	41	13000	35	13035	19851	43	19894	246119	81.3
Satkhira	9024	109	9133	84	52	13754	263	14017	117	103	12399	25	12424	36269	121	36390	340954	79.7
<b>Khulna</b>	<b>78966</b>	<b>986</b>	<b>79952</b>	<b>659</b>	<b>407</b>	<b>119386</b>	<b>2083</b>	<b>121469</b>	<b>735</b>	<b>679</b>	<b>84173</b>	<b>171</b>	<b>84344</b>	<b>323066</b>	<b>1020</b>	<b>324086</b>	<b>2713801</b>	<b>79.5</b>
Barguna	4604	82	4686	61	39	9284	239	9523	100	86	13863	51	13914	8415	22	8437	148104	76.1
Patuakhali	8195	72	8267	81	34	18880	111	18991	120	69	10026	30	10056	17684	31	17715	264351	79.0
Barisal	12506	133	12639	183	49	16397	255	16652	121	59	9297	19	9316	26231	54	26285	313139	75.6
Jhalakati	5068	63	5131	56	15	6041	94	6135	33	20	5094	12	5106	7326	32	7358	87873	78.9
Bhola	8690	158	8848	33	33	13877	326	14203	48	38	9042	28	9070	9152	37	9189	284459	79.5
Pirojpur	8728	131	8859	95	50	8336	104	8440	71	30	6382	13	6395	8812	19	8831	148948	76.0
<b>Barisal</b>	<b>47791</b>	<b>639</b>	<b>48430</b>	<b>509</b>	<b>220</b>	<b>72815</b>	<b>1129</b>	<b>73944</b>	<b>493</b>	<b>302</b>	<b>53704</b>	<b>153</b>	<b>53857</b>	<b>77620</b>	<b>195</b>	<b>77815</b>	<b>1246874</b>	<b>77.5</b>

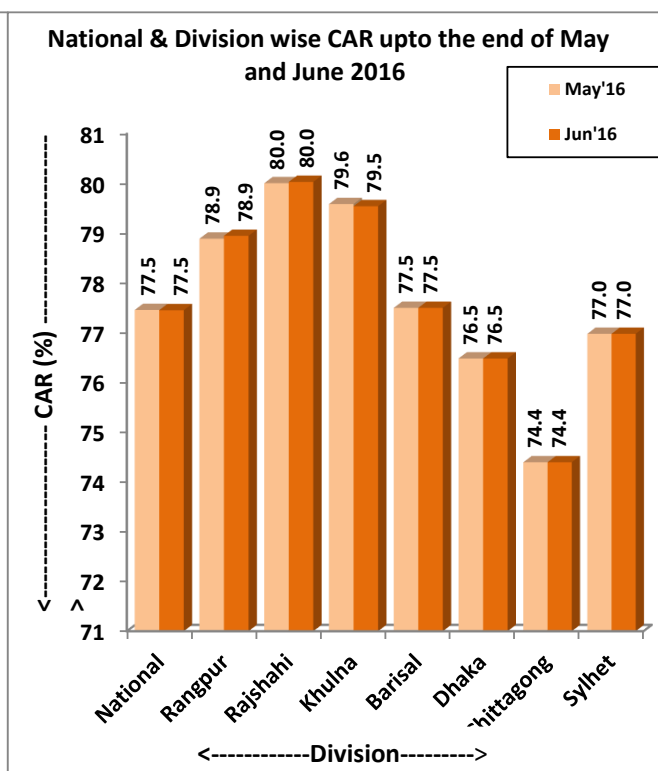
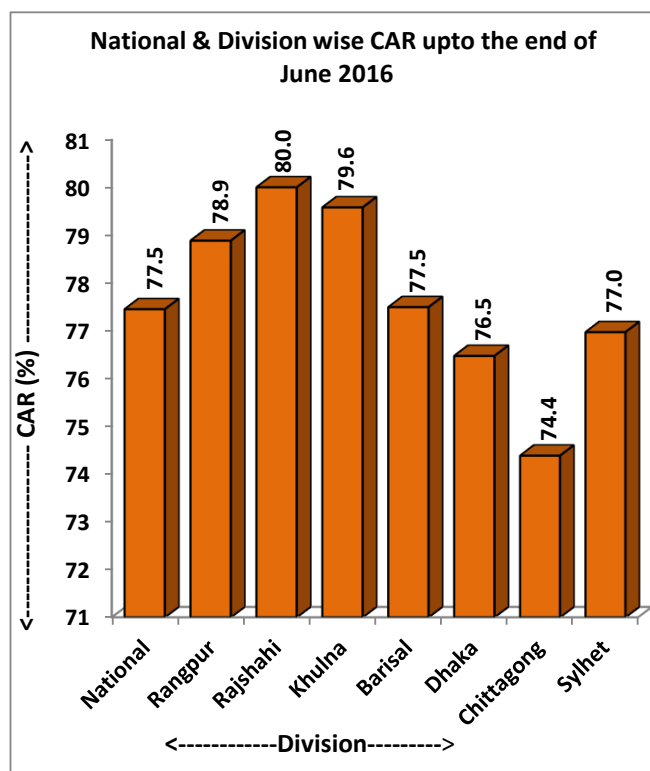
Name of District	IUD					Implant					Permanent Method						Total Acceptors	CAR (%)
	Old	New	Total	Dropout		Old	New	Total	Dropout		Male			Female				
											Old	New	Total	Old	New	Total		
Gopalganj	6127	76	6203	41	11	6534	138	6672	23	22	4456	121	4577	20985	93	21078	178655	78.4
Madaripur	6957	87	7044	72	25	13124	168	13292	82	56	2713	9	2722	13507	38	13545	178141	78.4
Shariatpur	10320	80	10400	72	9	7098	50	7148	35	7	4207	3	4210	11216	17	11233	165576	77.8
Faridpur	14405	175	14580	94	38	11753	183	11936	86	54	7877	36	7913	34645	163	34808	293776	77.3
Rajbari	6593	112	6705	46	18	11749	304	12053	91	71	6198	35	6233	16929	42	16971	176504	77.8
Dhaka	18232	371	18603	97	86	22389	403	22792	96	240	15933	346	16279	49140	225	49365	538630	72.2
Gazipur	9459	196	9655	40	27	11482	145	11627	40	23	4677	24	4701	36055	68	36123	329537	76.6
Munshiganj	6353	79	6432	59	19	5649	146	5795	15	14	2178	11	2189	25513	109	25622	200544	69.2
Narayanganj	12342	225	12567	146	101	14796	239	15035	93	96	11497	195	11692	34013	73	34086	385156	75.2
Narshingdi	15542	227	15769	76	65	10670	143	10813	48	42	3372	13	3385	30928	84	31012	315777	75.5
Manikganj	7835	120	7955	109	37	12592	185	12777	77	269	3646	48	3694	32667	117	32784	229032	75.6
Tangail	16741	231	16972	94	59	30339	302	30641	155	127	19640	36	19676	59106	144	59250	634201	76.4
Jamalpur	11293	250	11543	25	38	18072	436	18508	51	51	15676	38	15714	27012	60	27072	377364	79.6
Sherpur	7248	96	7344	37	27	14589	181	14770	50	57	9396	7	9403	16655	23	16678	247032	79.7
Mymensingh	21529	254	21783	176	99	39758	383	40141	226	231	34464	104	34568	45828	113	45941	783903	76.9
Kishoreganj	19740	260	20000	148	114	25155	320	25475	141	106	13929	26	13955	39671	157	39828	425209	79.8
Netrokona	10119	62	10181	100	49	12831	150	12981	97	49	16732	24	16756	25459	64	25523	315520	76.7
<b>Dhaka</b>	<b>200835</b>	<b>2901</b>	<b>203736</b>	<b>1432</b>	<b>822</b>	<b>268580</b>	<b>3876</b>	<b>272456</b>	<b>1406</b>	<b>1515</b>	<b>176591</b>	<b>1076</b>	<b>177667</b>	<b>519329</b>	<b>1590</b>	<b>520919</b>	<b>5774557</b>	<b>76.5</b>
Brahmanbaria	21378	149	21527	238	30	13896	116	14012	105	26	6221	16	6237	42130	82	42212	372340	72.2
Comilla	34626	436	35062	369	144	26456	339	26795	191	116	17152	65	17217	84040	222	84262	806839	75.6
Chandpur	12609	91	12700	78	38	11809	115	11924	59	33	5357	9	5366	34751	70	34821	351900	76.3
Feni	8675	125	8800	98	43	6351	81	6432	35	44	1694	6	1700	23363	61	23424	187187	70.0
Noakhali	16134	160	16294	199	29	11134	299	11433	48	37	7321	7	7328	39596	79	39675	420542	74.9
Lakshmipur	9766	88	9854	54	29	9950	148	10098	59	20	4292	2	4294	16478	66	16544	241535	73.7
Chittagong	39985	441	40426	312	156	45475	494	45969	318	186	10559	63	10622	63866	86	63952	748014	72.9
Cox's Bazar	9901	104	10005	57	13	13380	299	13679	54	39	10932	58	10990	13944	23	13967	297560	75.5
Rangamati	4525	42	4567	19	24	7277	86	7363	18	21	2797	14	2811	4938	7	4945	80456	81.9
Khagrachhari	3504	30	3534	60	5	3951	62	4013	128	15	4315	14	4329	5311	20	5331	82577	76.5
Bandarban	4285	44	4329	48	9	4918	35	4953	10	5	4697	29	4726	3340	0	3340	52886	77.9
<b>Chittagong</b>	<b>165388</b>	<b>1710</b>	<b>167098</b>	<b>1532</b>	<b>520</b>	<b>154597</b>	<b>2074</b>	<b>156671</b>	<b>1025</b>	<b>542</b>	<b>75337</b>	<b>283</b>	<b>75620</b>	<b>331757</b>	<b>716</b>	<b>332473</b>	<b>3641836</b>	<b>74.4</b>
Sylhet	18521	115	18636	135	40	21761	259	22020	211	75	14609	58	14667	45873	121	45994	380616	74.6
Habiganj	11360	33	11393	61	25	8217	98	8315	62	10	14373	9	14382	27902	63	27965	296823	77.8
Moulavi Bazar	13333	100	13433	144	48	14565	212	14777	138	74	16291	40	16331	29246	86	29332	256913	78.5
Sunamganj	15377	107	15484	110	53	12050	435	12485	82	32	14902	29	14931	30255	99	30354	301285	77.9
<b>Sylhet</b>	<b>58591</b>	<b>355</b>	<b>58946</b>	<b>450</b>	<b>166</b>	<b>56593</b>	<b>1004</b>	<b>57597</b>	<b>493</b>	<b>191</b>	<b>60175</b>	<b>136</b>	<b>60311</b>	<b>133276</b>	<b>369</b>	<b>133645</b>	<b>1235637</b>	<b>77.0</b>
<b>National</b>	<b>703309</b>	<b>9130</b>	<b>712439</b>	<b>5600</b>	<b>2862</b>	<b>939786</b>	<b>15004</b>	<b>954790</b>	<b>5774</b>	<b>5106</b>	<b>756728</b>	<b>2626</b>	<b>759354</b>	<b>1978322</b>	<b>5525</b>	<b>1983847</b>	<b>20668322</b>	<b>77.5</b>

**Table -12: Number of New and Total Acceptors upto the end of May and June 2016**

Method	New Acceptors		% Change of Jun'16 over May'16	Total Acceptors		% Change of Jun'16 over May'16
	May'16	Jun'16		May'16	Jun'16	
Per.Method (Male)	3345	2626	-21.5	757629	759354	0.2
Per.Method (Female)	8350	5525	-33.8	1986602	1983847	-0.1
Per.Method (Total)	11695	8151	-30.3	2744231	2743201	0.0
IUD	20270	9130	-55.0	714464	712439	-0.3
Implant	29178	15004	-48.6	951870	954790	0.3
Injectables	84938	63320	-25.5	4207831	4210772	0.1
Oral Pill	151599	115347	-23.9	10205781	10208730	0.0
Condom	65294	42674	-34.6	1836884	1838390	0.1
<b>Total</b>	<b>362974</b>	<b>253626</b>	<b>-30.1</b>	<b>20661061</b>	<b>20668322</b>	<b>0.0</b>

**Table -13: CAR(%) by Division upto the end of May and June 2016**

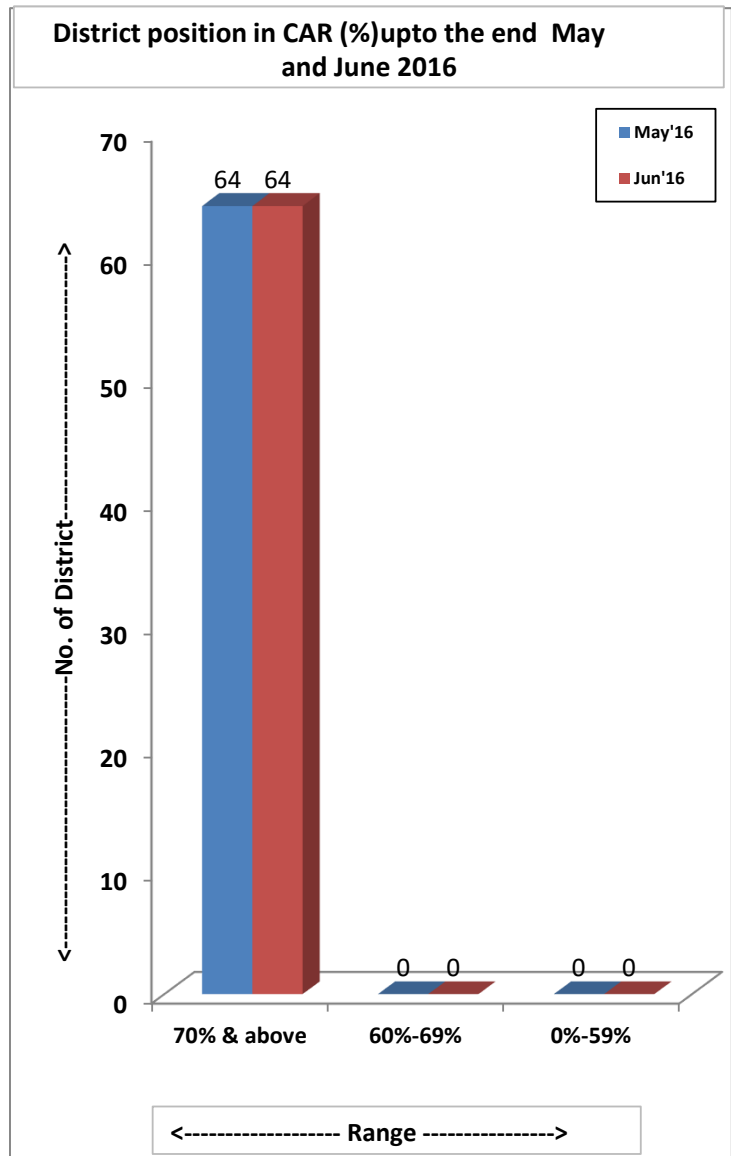
Division	May 2016	June 2016	Change of Jun'16 over May'16
Rangpur	78.9	78.9	0.1
Rajshahi	80.0	80.0	0.0
Khulna	79.6	79.5	0.0
Barisal	77.5	77.5	0.0
Dhaka	76.4	76.5	0.1
Chittagong	74.7	74.4	-0.3
Sylhet	76.9	77.0	0.1
<b>National</b>	<b>77.5</b>	<b>77.5</b>	<b>0.0</b>



**Table -14: District by Range of CAR upto the end of June 2016**

Range	Sl.No.	District	CAR (%)
70% & above	1	Joipurhat	83.9
	2	Bogra	82.7
	3	Natore	82.0
	4	Rangamati	81.9
	5	Chuadanga	81.6
	6	Rajshahi	81.5
	7	Bagerhat	81.3
	8	Nilphamari	80.8
	9	Panchgarh	80.5
	10	Jessore	80.3
	11	Khulna	80.0
	12	Lalmonirhat	79.9
	13	Kishoreganj	79.8
	14	Sherpur	79.7
	15	Satkhira	79.7
	16	Jamalpur	79.6
	17	Bhola	79.5
	18	Dinajpur	79.4
	19	Gaibandha	79.3
	20	Patuakhali	79.0
	21	Narail	78.9
	22	Jhalakati	78.9
	23	Magura	78.9
	24	Kustia	78.7
	25	Naogaon	78.6
	26	Moulavi Bazar	78.5
	27	Nawabganj	78.5
	28	Gopalganj	78.4
	29	Madaripur	78.4
	30	Rangpur	78.3
	31	Meherpur	78.2
	32	Bandarban	77.9
	33	Sunamganj	77.9
	34	Habiganj	77.8
	35	Shariatpur	77.8
	36	Rajbari	77.8
	37	Thakurgaon	77.8
	38	Sirajganj	77.5
	39	Pabna	77.3
	40	Faridpur	77.3
	41	Jhenaidaha	77.1
	42	Mymensingh	76.9
	43	Kurigram	76.8
	44	Netrokona	76.7
	45	Gazipur	76.6
	46	Khagrachhari	76.5
	47	Tangail	76.4
	48	Chandpur	76.3
	49	Barguna	76.1
	50	Pirojpur	76.0
	51	Comilla	75.6
	52	Manikganj	75.6
	53	Barisal	75.6
	54	Narshingdi	75.5
	55	Cox's Bazar	75.5
	56	Narayanganj	75.2
	57	Noakhali	74.9
	58	Sylhet	74.6
	59	Lakshmipur	73.7
	60	Chittagong	72.9
	61	Dhaka	72.2
	62	Brahmanbaria	72.2
	63	Feni	70.0
	64	Munshiganj	69.2

Range	District	CAR (%)
60% - 69%	Nil	
0%-59%	Nil	



**Table -15 : List of Upazila achieved CAR 70% & above upto the end of June 2016**

Sl. No	Name of District	Name of Upazila	Total Couples	Total Acceptors	CAR (%)	Sl. No	Name of District	Name of Upazila	Total Couples	Total Acceptors	CAR (%)
1	Bagerhat	Bagerhat Sadar	53648	46027	85.8	70	Rangamati	Jurachhari	4283	3472	81.1
2	Bogra	Sonatola	39571	33825	85.5	71	Nilphamari	Syadpur	56083	45463	81.1
3	Bogra	Shibganj	89339	76062	85.1	72	Kishoreganj	Katiadi	59070	47884	81.1
4	Bogra	Dupchanchia	44005	37181	84.5	73	Rangpur	Pirganj	93413	75707	81.0
5	Joipurhat	Joypurhat Sadar	63110	53175	84.3	74	Panchgarh	Boda	54355	44048	81.0
6	Joipurhat	Panchbibi	53503	45039	84.2	75	Jessore	Keshobpur	58278	47207	81.0
7	Rangamati	Rangamati Sadar	19643	16532	84.2	76	Gaibandha	Palashbari	57323	46418	81.0
8	Joipurhat	Akkelpur	30769	25834	84.0	77	Sherpur	Jhenaigati	36909	29877	80.9
9	Bogra	Kahaloo	54633	45722	83.7	78	Rajshahi	Bagmara	86589	70067	80.9
10	Rajshahi	Durgapur	43486	36316	83.5	79	Patuakhali	Dumki	13306	10765	80.9
11	Joipurhat	Khetlal	25524	21288	83.4	80	Panchgarh	Tetulia	27285	22069	80.9
12	Rajshahi	Boalia	101542	84665	83.4	81	Jhenaidaha	Harinakunda	42059	34018	80.9
13	Chuadanga	Jiban Nagar	37339	31121	83.3	82	Bogra	Nandigram	42986	34763	80.9
14	Natore	Laipur	65327	54294	83.1	83	Habiganj	Habiganj Sadar	60889	49228	80.8
15	Joipurhat	Kalai	33785	28052	83.0	84	Lalmonirhat	Hatibandha	50398	40734	80.8
16	Rangamati	Kawkhali	11635	9652	83.0	85	Khulna	Rupsha	37368	30135	80.6
17	Jessore	Bagherpara	46734	38756	82.9	86	Bagerhat	Rampal	33378	26917	80.6
18	Bogra	Dhunot	65297	54132	82.9	87	Comilla	Brahmanpara	39990	32244	80.6
19	Natore	Baraigram	67978	56315	82.8	88	Dinajpur	Dinajpur Sadar	99523	80227	80.6
20	Rangamati	Naniarchar	8849	7322	82.7	89	Narail	Lohagara	45465	36649	80.6
21	Bagerhat	Mongla	26231	21698	82.7	90	Gaibandha	Sadullahpur	70550	56861	80.6
22	Satkhira	Asasuni	57056	47187	82.7	91	Bhola	Daulatkhani	33871	27291	80.6
23	Bogra	Sherpur	82139	67927	82.7	92	Jamalpur	Jamalpur Sadar	131341	105778	80.5
24	Bagerhat	Kachua	19935	16474	82.6	93	Natore	Bagatipara	30248	24360	80.5
25	Nawabganj	Bholahat	24086	19872	82.5	94	Magura	Magura Sadar	80818	65071	80.5
26	Bogra	Sariakandi	50013	41184	82.3	95	Bagerhat	Morralganj	64412	51849	80.5
27	Rajshahi	Mohanpur	41768	34385	82.3	96	Dinajpur	Nawabganj	49869	40133	80.5
28	Khulna	Digholia	92238	75901	82.3	97	Lalmonirhat	Kaliganj	53156	42752	80.4
29	Chuadanga	Alamdanga	80434	66180	82.3	98	Kishoreganj	Kishoreganj Sadar	70517	56714	80.4
30	Naogaon	Niamatpur	57237	47084	82.3	99	Dinajpur	Parbatipur	82716	66524	80.4
31	Nilphamari	Domar	55502	45617	82.2	100	Naogaon	Naogaon Sadar	61418	49365	80.4
32	Rangamati	Barkal	7180	5892	82.1	101	Khulna	Dacope	30857	24779	80.3
33	Rangamati	Baghaichhari	11616	9532	82.1	102	Netrokona	Barhatta	33482	26877	80.3
34	Rajshahi	Poba (Sadar)	73049	59893	82.0	103	Patuakhali	Kalapara	52302	41973	80.3
35	Bogra	Gabtal	72203	59149	81.9	104	Nilphamari	Jaldhaka	76415	61309	80.2
36	Bhola	Bhola Sadar	84802	69469	81.9	105	Pabna	Santhia	90911	72905	80.2
37	Natore	Natore Sadar	101421	83077	81.9	106	Sunamganj	Tahirpur	35579	28520	80.2
38	Panchgarh	Atowari	29125	23855	81.9	107	Jamalpur	Melandaha	61798	49534	80.2
39	Jessore	Monirampur	95206	77954	81.9	108	Faridpur	Faridpur Sadar	87912	70415	80.1
40	Rajshahi	Puthiya	48193	39441	81.8	109	Chuadanga	Chuadanga Sadar	68648	54984	80.1
41	Bhola	Lalmohan	62791	51386	81.8	110	Nilphamari	Dimla	60386	48347	80.1
42	Satkhira	Debhata	26391	21597	81.8	111	Kishoreganj	Bhariab Bazar	55396	44336	80.0
43	Rajshahi	Charghat	48087	39338	81.8	112	Rajshahi	Bagha	41350	33091	80.0
44	Kishoreganj	Nikli	26308	21517	81.8	113	Mymensingh	Mymensingh Sadar	138208	110548	80.0
45	Panchgarh	Debiganj	51188	41847	81.8	114	Jamalpur	Dewanganj	58499	46777	80.0
46	Bagerhat	Fakirhat	29614	24207	81.7	115	Madaripur	Madaripur Sadar	68448	54732	80.0
47	Bogra	Shajahanpur	79015	64556	81.7	116	Moulavi Bazar	Barlekha	42893	34293	80.0
48	Nilphamari	Nilphamari Sadar	101350	82691	81.6	117	Jessore	Jessore Sadar	147618	118010	79.9
49	Natore	Singra	83908	68448	81.6	118	Kishoreganj	Hossainpur	36603	29247	79.9
50	Natore	Gurudashpur	51564	42057	81.6	119	Sherpur	Nalitabari	57127	45627	79.9
51	Kishoreganj	Itna	32212	26271	81.6	120	Dinajpur	Hakimpur	20082	16034	79.8
52	Rangamati	Langadu	14988	12220	81.5	121	Nawabganj	Nachol	32401	25859	79.8
53	Chuadanga	Damurhuda	67303	54855	81.5	122	Sherpur	Sherpur Sadar	117000	93357	79.8
54	Manikganj	Ghior	35922	29277	81.5	123	Khulna	Fultala	27363	21833	79.8
55	Khagrachhari	Matiranga	24318	19813	81.5	124	Netrokona	Kalmakanda	50464	40260	79.8
56	Bogra	Adamdighi	45060	36708	81.5	125	Jamalpur	Bakshiganj	40436	32252	79.8
57	Khulna	Dumuria	63726	51911	81.5	126	Kishoreganj	Pakundia	41811	33346	79.8
58	Cox's Bazar	Chakaria	79493	64743	81.4	127	Gazipur	Tongi	35788	28535	79.7
59	Kurigram	Chilmari	30251	24630	81.4	128	Rangpur	Rangpur Sadar	134948	107595	79.7
60	Satkhira	Kaliganj	64395	52415	81.4	129	Kishoreganj	Karimganj	52495	41846	79.7
61	Gaibandha	Fulchhari	36418	29632	81.4	130	Kustia	Kustia Sadar	114589	91339	79.7
62	Kishoreganj	Austagram	28923	23533	81.4	131	Moulavi Bazar	Moulavi Bazar Sadar	53531	42655	79.7
63	Jhalakati	Kathalia	20925	17009	81.3	132	Shariatpur	Damoddy	22852	18207	79.7
64	Manikganj	Saturia	37732	30666	81.3	133	Jessore	Jhikarghachha	68546	54609	79.7
65	Bagerhat	Sarankhola	21662	17578	81.1	134	Kishoreganj	Kuliarchar	33050	26318	79.6
66	Lalmonirhat	Patgram	45944	37272	81.1	135	Patuakhali	Mirzaganj	24301	19351	79.6
67	Naogaon	Porsa	29478	23906	81.1	136	Gaibandha	Gobindaganj	111960	89148	79.6
68	Bogra	Bogra Sadar	93224	75576	81.1	137	Satkhira	Kolaroa	51158	40721	79.6
69	Gaibandha	Sundarganj	106079	85997	81.1	138	Bhola	Charfashion	87584	69687	79.6

Sl. No	Name of District	Name of Upazila	Total Couples	Total Acceptors	CAR (%)	Sl. No	Name of District	Name of Upazila	Total Couples	Total Acceptors	CAR (%)
139	Jessore	Abhaynagar	54237	43153	79.6	212	Dinajpur	Kaharole	34108	26681	78.2
140	Dinajpur	Birampur	35304	28082	79.5	213	Khagrachhari	Khagrachhari Sadar	18212	14246	78.2
141	Dinajpur	Biroul	54964	43707	79.5	214	Jhalakati	Nalchhiti	32504	25416	78.2
142	Sunamganj	Chhatak	53851	42821	79.5	215	Sunamganj	Jamalganj	28711	22448	78.2
143	Sherpur	Sribordi	56652	45035	79.5	216	Sylhet	Jaintapur	28470	22258	78.2
144	Sunamganj	Sunamganj Sadar	42001	33385	79.5	217	Cox's Bazar	Ramu	43862	34283	78.2
145	Khulna	Khulna Sadar	75590	60054	79.4	218	Panchgarh	Panchgarh Sadar	57823	45191	78.2
146	Magura	Shalikka	30778	24450	79.4	219	Naogaon	Badalgachhi	47928	37447	78.1
147	Naogaon	Manda	91071	72298	79.4	220	Moulavi Bazar	Kulaura	59221	46248	78.1
148	Manikganj	Shibalaya	34851	27666	79.4	221	Thakurgaon	Pirganj	41460	32373	78.1
149	Jhalakati	Rajapur	23815	18903	79.4	222	Meherpur	Mujibnagar	22382	17472	78.1
150	Kustia	Bheramara	50279	39901	79.4	223	Kurigram	Char Rajibpur	22005	17176	78.1
151	Jessore	Sarsa	77419	61438	79.4	224	Mymensingh	Mukttagacha	88351	68962	78.1
152	Pabna	Bera	56339	44709	79.4	225	Thakurgaon	Baliadangi	42126	32881	78.1
153	Shariatpur	Naria	41145	32651	79.4	226	Patuakhali	Bauphal	69280	54072	78.0
154	Shariatpur	Palong (Sadar)	41931	33268	79.3	227	Jamalpur	Madarganj	52174	40718	78.0
155	Rangpur	Pirgachha	73585	58369	79.3	228	Barguna	Patharghata	32777	25576	78.0
156	Tangail	Bhuapur	41510	32920	79.3	229	Tangail	Modhupur	113017	88185	78.0
157	Gopalganj	Kotalipara	43522	34502	79.3	230	Jhenaidaha	Jhenaidaha Sadar	96535	75306	78.0
158	Rangamati	Kaptai	10688	8468	79.2	231	Gazipur	Sreepur	99587	77685	78.0
159	Satkhira	Shyamnagar	72426	57376	79.2	232	Sirajganj	Tarash	44538	34742	78.0
160	Gopalganj	Tungipara	20736	16420	79.2	233	Meherpur	Meherpur Sadar	61156	47703	78.0
161	Dinajpur	Birganj	67618	53540	79.2	234	Mymensingh	Haluaghat	65588	51151	78.0
162	Rangamati	Rajasthali	4652	3682	79.1	235	Moulavi Bazar	Rajnagar	39555	30848	78.0
163	Patuakhali	Dashmina	26220	20750	79.1	236	Sirajganj	Belkuchi	68401	53338	78.0
164	Gopalganj	Muksudpur	60094	47553	79.1	237	Comilla	Burichong	64372	50193	78.0
165	Jamalpur	Sharishabari	66314	52462	79.1	238	Kurigram	Rajarhat	47090	36716	78.0
166	Rajshahi	Tanore	43651	34522	79.1	239	Sirajganj	Shazadpur	110565	86205	78.0
167	Nilphamari	Kishoreganj	54738	43285	79.1	240	Jessore	Chowgachha	53224	41495	78.0
168	Sunamganj	Jogonathpur	33520	26505	79.1	241	Moulavi Bazar	Sreemongal	62072	48388	78.0
169	Netrokona	Durgapur	45368	35866	79.1	242	Madaripur	Rajoir	46524	36259	77.9
170	Khulna	Paikgachha	57221	45230	79.0	243	Pirojpur	Bhandaria	24585	19157	77.9
171	Dinajpur	Bochaganj	34305	27101	79.0	244	Gopalganj	Gopalganj Sadar	58341	45438	77.9
172	Mymensingh	Dhubaura	39956	31558	79.0	245	Gaibandha	Gaibandha Sadar	99984	77854	77.9
173	Faridpur	Alphadanga	21858	17259	79.0	246	Sirajganj	Kamarkhand	28519	22205	77.9
174	Lalmonirhat	Aditmari	47398	37419	78.9	247	Rajbari	Pangsha	87041	67762	77.9
175	Rajbari	Rajbari Sadar	70657	55776	78.9	248	Bandarban	Lama	18538	14431	77.8
176	Bandarban	Alikadam	9464	7469	78.9	249	Barisal	Gournadi	35446	27588	77.8
177	Nawabganj	Shibganj	127605	100691	78.9	250	Satkhira	Tala	63534	49438	77.8
178	Narail	Kalia	43254	34097	78.8	251	Barguna	Amtali	65246	50768	77.8
179	Faridpur	Modhukhali	44282	34904	78.8	252	Khulna	Koyra	40348	31389	77.8
180	Rajshahi	Godagari	69760	54970	78.8	253	Sirajganj	Chouhali	19137	14886	77.8
181	Patuakhali	Golachipa	80076	63097	78.8	254	Sirajganj	Kazipur	56547	43975	77.8
182	Habiganj	Nabiganj	58687	46241	78.8	255	Comilla	Chouddagram	86028	66889	77.8
183	Pabna	Faridpur	27413	21593	78.8	256	Shariatpur	Bhedarganj	42857	33319	77.7
184	Khulna	Batiaghata	38041	29957	78.7	257	Chandpur	Chandpur Sadar	72356	56248	77.7
185	Lalmonirhat	Lalmonirhat Sadar	76698	60384	78.7	258	Satkhira	Satkhira Sadar	92916	72220	77.7
186	Habiganj	Bahubal	34746	27354	78.7	259	Tangail	Ghatail	101525	78902	77.7
187	Comilla	Bedidwar	90374	71103	78.7	260	Thakurgaon	Haripur	30928	24036	77.7
188	Naogaon	Atrai	46546	36610	78.7	261	Jhalakati	Jhalakati Sadar	34170	26545	77.7
189	Sirajganj	Rayganj	68054	53515	78.6	262	Thakurgaon	Thakurgaon Sadar	121488	94378	77.7
190	Tangail	Gopalpur	57620	45294	78.6	263	Narail	Narail Sadar	61567	47828	77.7
191	Magura	Sripur	34756	27316	78.6	264	Tangail	Tangail Sadar	118388	91963	77.7
192	Kustia	Kumarkhali	72493	56960	78.6	265	Dinajpur	Fulbari	36135	28063	77.7
193	Dinajpur	Chirir Bandar	64107	50367	78.6	266	Moulavi Bazar	Komolganj	45318	35189	77.6
194	Jamalpur	Islampur	63470	49843	78.5	267	Rangamati	Belaichhari	4745	3684	77.6
195	Moulavi Bazar	Juri	24578	19292	78.5	268	Netrokona	Modan	26861	20853	77.6
196	Dinajpur	Khanshama	41127	32280	78.5	269	Comilla	Meghna	21935	17028	77.6
197	Bandarban	Bandarban Sadar	15381	12072	78.5	270	Sunamganj	Bishwamvarpur	26137	20278	77.6
198	Madaripur	Kalkini	53730	42143	78.4	271	Kurigram	Fulbari	38814	30111	77.6
199	Patuakhali	Patuakhali Sadar	69294	54343	78.4	272	Narayanganj	Narayanganj Sadar	196174	152132	77.5
200	Kishoreganj	Mithamoin	23538	18458	78.4	273	Naogaon	Dhamoirhat	43404	33639	77.5
201	Habiganj	Madhabpur	61749	48388	78.4	274	Naogaon	Patnitola	53908	41779	77.5
202	Kustia	Mirpur	77291	60565	78.4	275	Narshingdi	Narshingdi Sadar	118262	91644	77.5
203	Sherpur	Nakla	42292	33136	78.4	276	Chandpur	Hajiganj	61862	47920	77.5
204	Bandarban	Naikhongchhari	11492	9004	78.4	277	Pirojpur	Nesarabad	37961	29394	77.4
205	Dinajpur	Ghoraghat	25094	19658	78.3	278	Chandpur	Faridganj	82188	63636	77.4
206	Meherpur	Gagni	76732	60104	78.3	279	Thakurgaon	Ranisankail	47595	36834	77.4
207	Tangail	Kalihati	85046	66580	78.3	280	Gazipur	Kaliakair	59073	45689	77.3
208	Kustia	Daulatpur	112116	87746	78.3	281	Narshingdi	Belaboo	40349	31207	77.3
209	Chittagong	Rawzan	62255	48716	78.3	282	Pabna	Bhangoora	28800	22271	77.3
210	Bandarban	Ruma	4334	3391	78.2	283	Sunamganj	Dharmapasa	42142	32581	77.3
211	Nawabganj	Chapai Nawabganj (Sadar)	116628	91244	78.2	284	Habiganj	Chunarughat	60623	46866	77.3

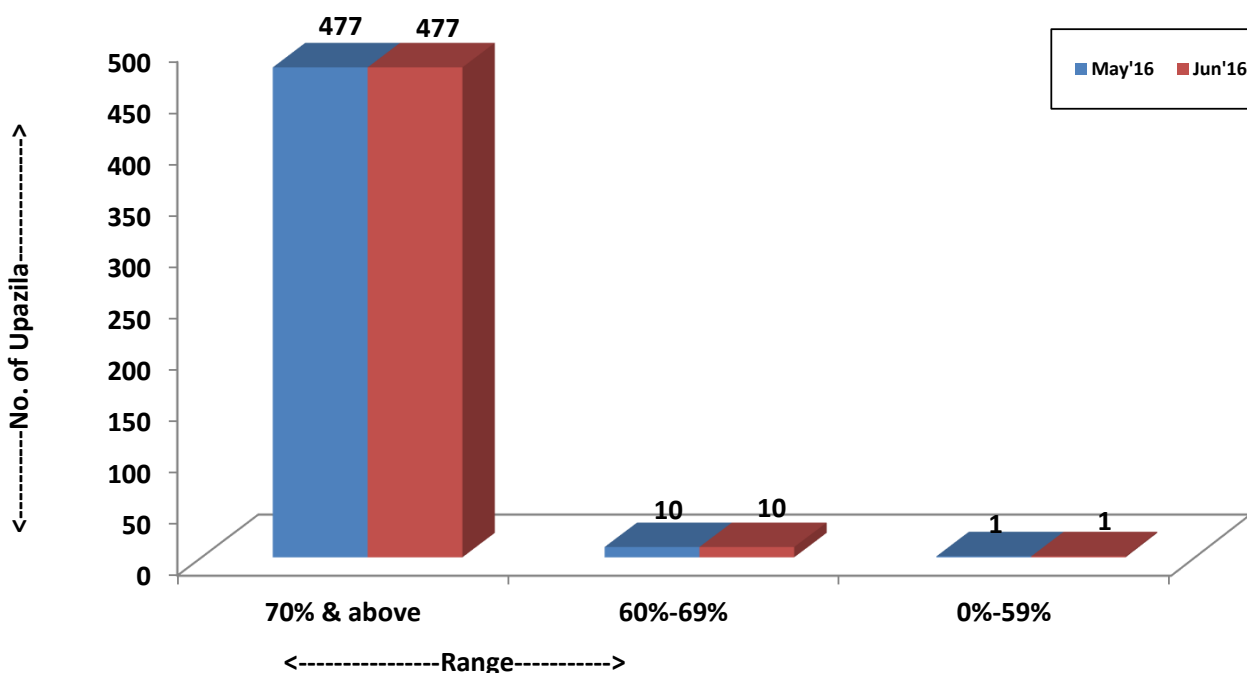
Sl. No	Name of District	Name of Upazila	Total Couples	Total Acceptors	CAR (%)	Sl. No	Name of District	Name of Upazila	Total Couples	Total Acceptors	CAR (%)
285	Netrokona	Mohonganj	31063	24013	77.3	358	Mymensingh	Gouripur	59937	45450	75.8
286	Noakhali	Kabirhat	35074	27103	77.3	359	Narayanganj	Bandar	64589	48966	75.8
287	Brahmanbaria	Ashuganj	27762	21452	77.3	360	Mymensingh	Nandail	82323	62385	75.8
288	Rangpur	Taraganj	34341	26535	77.3	361	Noakhali	Sudharam (Sadar)	87155	66030	75.8
289	Naogaon	Sapahar	37180	28721	77.2	362	Mymensingh	Gafargaon	86242	65312	75.7
290	Habiganj	Lakhai	28565	22058	77.2	363	Chandpur	Hemchar	18811	14241	75.7
291	Kurigram	Roumari	43464	33552	77.2	364	Nawabganj	Gomostapur	61103	46254	75.7
292	Mymensingh	Fulbaria	85693	66131	77.2	365	Kurigram	Bhurungamari	61409	46464	75.7
293	Barisal	Hizla	24824	19154	77.2	366	Brahmanbaria	Brahmanbaria Sadar	91238	69027	75.7
294	Sunamganj	Dherai	39360	30360	77.1	367	Tangail	Basail	39667	30003	75.6
295	Naogaon	Mohadebpur	68359	52727	77.1	368	Khagrachhari	Mahalchhari	9026	6825	75.6
296	Barisal	Agailjhara	27933	21544	77.1	369	Jhenaidaha	Kotchandpur	31428	23762	75.6
297	Jhenaidaha	Moheshpur	72086	55595	77.1	370	Feni	Sonagazi	53065	40112	75.6
298	Barisal	Bakerganj	63941	49313	77.1	371	Noakhali	Senbag	52995	40031	75.5
299	Mymensingh	Trisal	88115	67943	77.1	372	Noakhali	Hatiya	71353	53868	75.5
300	Pabna	Sujanagar	61515	47431	77.1	373	Lakshmipur	Ramgoti	40962	30922	75.5
301	Rangpur	Kaunia	48162	37134	77.1	374	Comilla	Laksham	54725	41279	75.4
302	Gopalganj	Kasiani	45113	34742	77.0	375	Sunamganj	Dowara Bazar	38216	28825	75.4
303	Kishoreganj	Tarail	28543	21978	77.0	376	Cox's Bazar	Ukhiya	36648	27642	75.4
304	Shariatpur	Goshairhat	29007	22328	77.0	377	Dhaka	Keraniganj	140830	106221	75.4
305	Bhola	Tajumuddin	25501	19626	77.0	378	Magura	Mohammadpur	40732	30683	75.3
306	Rajbari	Baliakandi	44341	34125	77.0	379	Sylhet	Sylhet Sadar	92194	69425	75.3
307	Kurigram	Kurigram Sadar	74484	57319	77.0	380	Mymensingh	Bhaluka	86291	64974	75.3
308	Narshingdi	Palash	40574	31218	76.9	381	Chandpur	Sharasti	47018	35391	75.3
309	Pabna	Pabna Sadar	132879	102216	76.9	382	Sunamganj	Sulla	19430	14623	75.3
310	Faridpur	Bhanga	53990	41518	76.9	383	Pirojpur	Mathbaria	47991	36113	75.2
311	Bagerhat	Mollahat	26800	20606	76.9	384	Chittagong	Banskhali	77657	58432	75.2
312	Barisal	Uzirpur	45800	35210	76.9	385	Tangail	Mirzapur	94035	70726	75.2
313	Barguna	Bmna	14323	11010	76.9	386	Sunamganj	Sadar (South)	27840	20939	75.2
314	Madaripur	Shibchar	58550	45007	76.9	387	Gazipur	Kaliganj	52988	39836	75.2
315	Sirajganj	Ullahpara	118602	91166	76.9	388	Pabna	Chatmohor	72865	54736	75.1
316	Faridpur	Char Bhadrashion	13299	10216	76.8	389	Noakhali	Subarna Char	50976	38291	75.1
317	Comilla	Muradnagar	111030	85258	76.8	390	Tangail	Delduar	47021	35318	75.1
318	Rangpur	Gangachara	67010	51440	76.8	391	Barisal	Barisal Sadar	81645	61293	75.1
319	Khagrachhari	Dighinala	17232	13226	76.8	392	Habiganj	Baniachhong	56385	42304	75.0
320	Bagerhat	Chitalmari	27067	20763	76.7	393	Kurigram	Ulipur	102266	76715	75.0
321	Comilla	Adarsho Sadar	86547	66346	76.7	394	Khagrachhari	Lakshmichhari	5545	4157	75.0
322	Noakhali	Sonaimuri	63436	48600	76.6	395	Sylhet	Gowainghat	51053	38268	75.0
323	Kishoreganj	Bazitpur	44077	33761	76.6	396	Jhenaidaha	Sailkupa	80083	60003	74.9
324	Pabna	Ishwardi	70268	53820	76.6	397	Chandpur	Kachua	79224	59343	74.9
325	Rangpur	Mithapukur	114937	88030	76.6	398	Mymensingh	Phulpur	119824	89652	74.8
326	Netrokona	Khaliaghuri	17119	13107	76.6	399	Pirojpur	Pirojpur Sadar	27377	20480	74.8
327	Chandpur	Matlab (South)	42822	32783	76.6	400	Sylhet	Balaganj	49367	36892	74.7
328	Comilla	Barura	85608	65509	76.5	401	Narayanganj	Rupganj	90396	67530	74.7
329	Netrokona	Kendua	57671	44123	76.5	402	Cox's Bazar	Teknaf	46767	34922	74.7
330	Khulna	Terokhada	25978	19874	76.5	403	Comilla	Homna	39759	29685	74.7
331	Pirojpur	Zianagar	14715	11257	76.5	404	Barisal	Mehendiganj	49457	36895	74.6
332	Sylhet	Golapganj	46416	35486	76.5	405	Pirojpur	Nazirpur	31386	23399	74.6
333	Jhenaidaha	Kaliganj	60387	46165	76.4	406	Tangail	Nagarpur	64640	48126	74.5
334	Faridpur	Nagarkanda	35577	27198	76.4	407	Netrokona	Netrokona Sadar	67671	50353	74.4
335	Bandarban	Rowangchhari	4849	3706	76.4	408	Sylhet	Jakiganj	34544	25700	74.4
336	Sirajganj	Sirajganj Sadar	110965	84804	76.4	409	Chittagong	Hathazari	72700	54061	74.4
337	Kurigram	Nageswari	99186	75800	76.4	410	Cox's Bazar	Kutubdia	22057	16372	74.2
338	Comilla	Titash	38420	29355	76.4	411	Chandpur	Motlab (North)	57080	42338	74.2
339	Pirojpur	Kawkhali	11974	9148	76.4	412	Chittagong	Boalkhali	44802	33220	74.1
340	Sylhet	South Shurma	52445	40059	76.4	413	Gazipur	Kapasias	69115	51240	74.1
341	Rangpur	Badarganj	63551	48532	76.4	414	Sylhet	Companiganj	27136	20117	74.1
342	Gazipur	Gazipur Sadar	113390	86552	76.3	415	Chittagong	Mirsharai	87024	64510	74.1
343	Narshingdi	Shibpur	54136	41292	76.3	416	Khagrachhari	Panchhari	10775	7982	74.1
344	Noakhali	Begumganj	107214	81772	76.3	417	Narshingdi	Monohordi	56965	42196	74.1
345	Faridpur	Saltha	33813	25771	76.2	418	Barisal	Banaripara	28669	21233	74.1
346	Cox's Bazar	Moheshkhali	55483	42283	76.2	419	Bhola	Borhanuddin	48711	36052	74.0
347	Bhola	Monpura	14366	10948	76.2	420	Barguna	Barguna Sadar	59029	43677	74.0
348	Lakshmipur	Raipur	55660	42399	76.2	421	Shariatpur	Janjira	34907	25803	73.9
349	Chittagong	Panchlaish	31068	23656	76.1	422	Naogaon	Rani Nagar	41370	30559	73.9
350	Faridpur	Boalmari	55284	42091	76.1	423	Feni	Parshuram	19457	14352	73.8
351	Mymensingh	Ishwarganj	78598	59837	76.1	424	Bandarban	Thanchi	3814	2813	73.8
352	Kustia	Khoksa	30439	23170	76.1	425	Pabna	Atghoria	34484	25405	73.7
353	Rajbari	Goalunda Ghat	24792	18841	76.0	426	Barisal	Babuganj	26221	19281	73.5
354	Comilla	Daudkandi	71549	54372	76.0	427	Chittagong	Chandlaish	43359	31873	73.5
355	Netrokona	Atpara	25900	19674	76.0	428	Manikganj	Manikganj Sadar	66960	49205	73.5
356	Comilla	Monohargonj	47966	36414	75.9	429	Lakshmipur	Ramganj	61551	45213	73.5
357	Chittagong	Doublemooring	44331	33642	75.9	430	Sylhet	Kanaighat	46406	34045	73.4

Sl. No	Name of District	Name of Upazila	Total Couples	Total Acceptors	CAR (%)	Sl. No	Name of District	Name of Upazila	Total Couples	Total Acceptors	CAR (%)
431	Sylhet	Biswanath	29725	21801	73.3	455	Manikganj	Singair	61410	44173	71.9
432	Brahmanbaria	Akhaura	29590	21690	73.3	456	Chittagong	Lohagora	48619	34972	71.9
433	Manikganj	Daulatpur	35226	25819	73.3	457	Brahmanbaria	Nabinagar	89642	64470	71.9
434	Habiganj	Azmiriganj	19645	14384	73.2	458	Dhaka	Nawabganj	58235	41880	71.9
435	Chittagong	Satkania	67870	49631	73.1	459	Feni	Feni Sadar	87771	62957	71.7
436	Barguna	Betagi	23356	17073	73.1	460	Dhaka	Savar	161752	116021	71.7
437	Brahmanbaria	Bancharampur	57256	41848	73.1	461	Noakhali	Chatkhil	44587	31944	71.6
438	Dhaka	Dhamrai	87268	63769	73.1	462	Faridpur	Sadarpur	34110	24404	71.5
439	Lakshmipur	Kamalnagar	36751	26852	73.1	463	Sylhet	Biani Bazar	34766	24862	71.5
440	Gaibandha	Shaghata	53888	39311	72.9	464	Munshiganj	Serajdikhan	56586	40465	71.5
441	Narayanganj	Sonargaon	81546	59463	72.9	465	Cox's Bazar	Coxs Bazar Sadar	79124	56441	71.3
442	Dhaka	Tejgaon	164553	119906	72.9	466	Comilla	Comilla Sadar	80723	57575	71.3
443	Comilla	Chandina	74351	53994	72.6	467	Barisal	South	30427	21628	71.1
444	Chittagong	Anwara	46381	33679	72.6	468	Brahmanbaria	Muladi	53560	38015	71.0
445	Netrokona	Purbadhala	55659	40394	72.6	469	Chittagong	Sarail	56944	40359	70.9
446	Chittagong	Rangunia	72519	52616	72.6	470	Munshiganj	Sandwip	30184	21316	70.6
447	Khagrachhari	Manikchhari	11137	8078	72.5	471	Chittagong	Gazaria	71565	50492	70.6
448	Narshingdi	Raipura	107867	78220	72.5	472	Khagrachhari	Sitakunda	11756	8250	70.2
449	Lakshmipur	Lakshmipur Sadar	132627	96149	72.5	473	Feni	Ramgarh	50270	35263	70.1
450	Feni	Fulgazi	23087	16701	72.3	474	Brahmanbaria	Dagonbhuiyan	63647	44621	70.1
451	Munshiganj	Lohajong	31113	22503	72.3	475	Munshiganj	Kashba	56581	39465	69.7
452	Dhaka	Mirpur	87539	63251	72.0	476	Chittagong	Srinagar	96467	67232	69.7
453	Manikganj	Harirampur	30849	22226	72.0	477	Brahmanbaria	Patiya	54640	38040	69.6
454	Narayanganj	Araihazar	79255	57065	72.0			Nasirnagar			

**Table -16 : List of Upazila achieved CAR 60-69% and <59% upto the end of June 2016**

Sl. No.	Name of District	Name of Upazila	Total Couples	Total Acceptors	CAR (%)
1	Chittagong	Fatichhari	103111	70923	68.8
2	Tangail	Shakhipur	67648	46184	68.3
3	Brahmanbaria	Bijoy Nagar	48719	33177	68.1
4	Cox's Bazar	Pekua	30709	20874	68.0
5	Noakhali	Companiganj	48421	32903	68.0
6	Comilla	Nangolkot	73446	49595	67.5
7	Munshiganj	Tongibari	36975	24791	67.0
8	Sylhet	Fenchuganj	17472	11703	67.0
9	Munshiganj	Munshiganj Sadar	78369	52004	66.4
10	Dhaka	Dohar	45743	27582	60.3
1	Feni	Chhagalnaiya	33807	17802	52.7

**Upazila Position in CAR upto the end of May and June 2016**





**Table -17: Method wise Dropout and Switch Over by Division upto the end of June 2016**

Division	Number of Acceptors droppedout and Switch Over									
	Oral Pill		Condom		Injectable		IUD		Implant	
	No Method	Switch Over	No Method	Switch Over	No Method	Switch Over	No Method	Switch Over	No Method	Switch Over
Rangpur	8007	7381	2433	2087	4338	4929	409	345	817	954
Rajshahi	10389	6611	4518	2915	4437	3587	609	382	805	923
Khulna	8540	5541	3289	2628	4068	3305	659	407	735	679
Barisal	4463	2929	1178	708	3027	1954	509	220	493	302
Dhaka	16052	10670	6127	4419	7524	5750	1432	822	1406	1515
Chittagong	10881	5578	4334	2127	6478	3449	1532	520	1025	542
Sylhet	4816	2258	2082	980	2287	1129	450	166	493	191
<b>National</b>	<b>63148</b>	<b>40968</b>	<b>23961</b>	<b>15864</b>	<b>32159</b>	<b>24103</b>	<b>5600</b>	<b>2862</b>	<b>5774</b>	<b>5106</b>

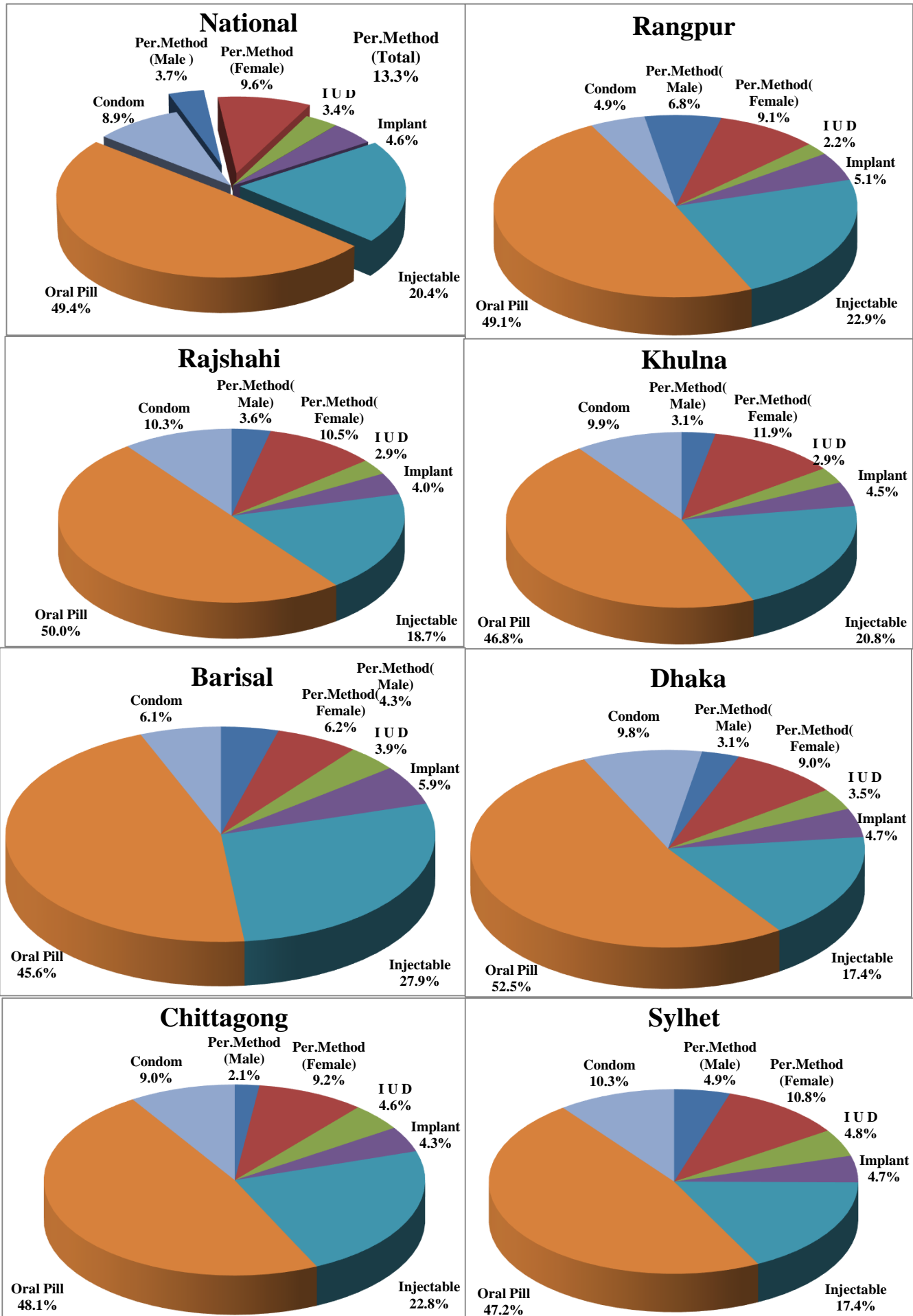
**Table -18: Contraceptive Acceptors and Acceptance Rate by Division upto the end of May and June 2016**

Division	Month	Total Eligible Couple	Total Number of Acceptors							CAR (%)
			Permanent Method	IUD	Implant	Injectable	Oral Pill	Condom	Total	
Rangpur	May'16	3510115	439784	59869	139494	633201	1360358	136416	2769122	78.9
	Jun'16	3511511	440088	60324	140180	634112	1361235	136289	2772228	78.9
Rajshahi	May'16	4100358	461638	93635	131801	614413	1641598	337427	3280512	80.0
	Jun'16	4102621	462376	93953	132473	615088	1641919	337580	3283389	80.0
Khulna	May'16	3409743	409377	80810	120977	563511	1270260	268737	2713672	79.6
	Jun'16	3411764	408430	79952	121469	564881	1270169	268900	2713801	79.5
Barisal	May'16	1608854	131327	48571	73695	347828	569522	76239	1247182	77.5
	Jun'16	1608902	131672	48430	73944	347667	569174	75987	1246874	77.5
Dhaka	May'16	7543886	698094	203485	271618	998166	3026326	562494	5760183	76.4
	Jun'16	7550501	698586	203736	272456	1002203	3032452	565124	5774557	76.5
Chittagong	May'16	4897463	410313	168901	157010	835871	1755573	328629	3656297	74.7
	Jun'16	4895424	408093	167098	156671	831833	1750479	327662	3641836	74.4
Sylhet	May'16	1604336	193698	59193	57275	214841	582144	126942	1234093	76.9
	Jun'16	1605238	193956	58946	57597	214988	583302	126848	1235637	77.0
National	May'16	26674755	2744231	714464	951870	4207831	10205781	1836884	20661061	77.5
	Jun'16	26685961	2743201	712439	954790	4210772	10208730	1838390	20668322	77.5

**Table -19: Status of Contraceptive Method-Mix based on CAR at the end of the Month of June 2016**

Method	Rangpur	Rajshahi	Khulna	Barisal	Dhaka	Chittagong	Sylhet	National
Permanent Method	15.9	14.1	15.1	10.6	12.1	11.2	15.7	<b>13.3</b>
I U D	2.2	2.9	2.9	3.9	3.5	4.6	4.8	<b>3.4</b>
Implant	5.1	4.0	4.5	5.9	4.7	4.3	4.7	<b>4.6</b>
Injectables	22.9	18.7	20.8	27.9	17.4	22.8	17.4	<b>20.4</b>
Oral Pill	49.1	50.0	46.8	45.6	52.5	48.1	47.2	<b>49.4</b>
Condom	4.9	10.3	9.9	6.1	9.8	9.0	10.3	<b>8.9</b>
<b>Total</b>	<b>100.0</b>	<b>100.0</b>	<b>100.0</b>	<b>100.0</b>	<b>100.0</b>	<b>100.0</b>	<b>100.0</b>	<b>100.0</b>

## Method-Mix for the month of June 2016



**Table -20: Performance by type of MCH services for the month of May and June 2016**

(in Number)

Services	Performance		% Change of Jun'16 over May'16	
	May'16	Jun'16		
Number of Pregnant Women	986721	956858	-3.0	
No. of High Risk Pregnant Mother Referred	3588	3419	-4.7	
<b>Antenatal Care</b>	1 <sup>st</sup> visit (within 4 Month)	168204	156513	-7.0
	2 <sup>nd</sup> visit (within 6 Month)	146557	138125	-5.8
	3 <sup>rd</sup> visit (within 8 Month)	128398	120859	-5.9
	4 <sup>th</sup> visit (in 9 <sup>th</sup> month) (including MCHTI, MFSTC & FWVTI-Raj)	101384	96115	-5.2
<b>Delivery</b> conducted in MCHTI, MFSTC, FWVTI-Rajshahi, MCWC, UHC, UH&FWC & NGO Clinics	Normal	32121	30898	-3.8
	C-Section	25749	23157	-10.1
	<b>Total Delivery</b>	<b>57870</b>	<b>54055</b>	<b>-6.6</b>
<b>Postnatal Care</b> (including MCHTI, MFSTC, FWVTI-Raj, MCWC, UHC, UH&FWC)	PNC-1 (within 24 Hour)	39652	37841	-4.6
	PNC-2 (within 2- 3 day)	36766	34346	-6.6
	PNC-3 (within 7 -14 day)	42634	39519	-7.3
	PNC-4 (within 42-48 day)	55091	51413	-6.7
<b>Treatment of RTI/STI</b> (MCHTI, MFSTC, FWVTI-Raj & MCWCs)	74301	71816	-3.3	
<b>TT for Women (15 - 49 Yrs.)</b>	1 <sup>st</sup> dose	121981	114021	-6.5
	2 <sup>nd</sup> dose	125189	114622	-8.4
	3 <sup>rd</sup> dose	120836	112900	-6.6
	4 <sup>th</sup> dose	108957	102582	-5.9
	5 <sup>th</sup> dose	112075	104995	-6.3
<b>Immunization</b>				
<b>BCG (Vaccine)</b>		136482	130854	-4.1
OPV & Pentavalent (DPT,Hep-B,Hib)	PCV 1	145392	138415	-4.8
	PCV 2	145004	137020	-5.5
	3	140703	134938	-4.1
PCV 3		129625	126134	-2.7
MR & OPV-4		137580	131644	-4.3
Measles (Vaccine)		119795	114646	-4.3
General Treatment		1510507	1307590	-13.4
Number of ECP acceptors		5110	4554	-10.9
Number of MR done ( Both Govt. & NGOs )		15566	13791	-11.4
<b>Live Birth</b>	At Home by Trained Persons	46525	44226	-4.9
	At Home by Non-trained Persons	15732	14842	-5.7
	<b>Total Live Birth</b>	<b>62257</b>	<b>59068</b>	<b>-5.1</b>
Still Births (Including MCHTI, MFSTC & FWVTI-Raj )	269	227	-15.6	
<b>Death</b>	Neonatal Deaths (0 - 28 day)	471	395	-16.1
	Infant Death (29 days -<1 Yr.)	150	122	-18.7
	Child Death (1 - <5Yrs.)	235	219	-6.8
	Maternal Deaths	105	68	-35.2
	Other Death	21472	19544	-9.0
<b>Total Death</b>	<b>22433</b>	<b>20348</b>	<b>-9.3</b>	
No. of Female patient (Indoor admission)	<b>6239</b>	6464	<b>3.6</b>	
No. of Child patient (Indoor admission)	<b>1252</b>	2146	<b>71.4</b>	
No. of Health Education in UH&FWC	<b>15023</b>	13691	<b>-8.9</b>	

\* See Page - 12 for clarification

**Table -21: Performance by type of Nutrition services for the month of May and June 2016**

(in Number)

Services		Performance		% Change of Jun'16 over May'16
		May'16	Jun'16	
Nutrition Services for Pregnant Women, 0-59 months aged child and Mother	Counseling on IYCF, IFA, Vitamin-A & Hand washing	30496	28480	-6.6
	Received IFA (Pregnant women & Lactating mother)	234849	261791	11.5
	Received MNP Sachet (6-23 months)	13265	25098	89.2
	Breast feeding within 1-hour of birth (0-<6 months child)	48758	45154	-7.4
	Exclusive Breast feeding (up to 6 months)	71523	69567	-2.7
	Complimentary feeding (after 6 months)	126935	117863	-7.1
	Received Vitamin-A (6-59 months Child)	8217	8439	2.7
	Received anti-helminthics Tablet (24-59 months Child)	23612	17806	-24.6
	Received Zink pill with ORS (Suffering form diarrhoea)	7148	6087	-14.8
	Suffering from MAM	8068	6792	-15.8
	Suffering from SAM & Referred	2353	2472	5.1
	No. of Child Stunting	3845	3148	-18.1
	No. of Child Wasting	3574	2983	-16.5
	No. of Child Under weight	5060	4957	-2.0

## Annex - A: Summary of the Couples and Acceptors by Month since January 2016

Indicators	Jan'16	Feb'16	Mar'16	Apr'16	May'16	Jun'16	
Number of Total Couples	26742667	26570556	26619331	26659963	26674755	26685961	
Number of Total Acceptors	20954430	20570950	20570402	20597385	20661061	20668322	
<b>Method Specific Acceptors</b>							
Permanent Method (Male)	805588	773288	777398	765043	757629	759354	
Permanent Method (Female)	2094111	1999437	1975941	1982399	1986602	1983847	
Permanent Method (Total)	2899699	2772725	2753339	2747442	2744231	2743201	
IUD (Users)	761605	722428	710590	707346	714464	712439	
Implant (Users)	956021	929712	932942	938695	951870	954790	
Injectable (Users)	4271857	4185629	4186737	4197042	4207831	4210772	
Oral Pill (Acceptors)	10267485	10158513	10174043	10182803	10205781	10208730	
Condom (Acceptors)	1797763	1801943	1812751	1824057	1836884	1838390	
CAR (Contraceptive Acceptance Rate)	78.4	77.4	77.3	77.3	77.5	77.5	
Number of Districts reported	64	64	64	64	64	64	
Number of Upazilas reported	488	488	488	488	488	488	
<b>Method Specific absolute performance by month since January 2016</b>							
Indicators	Jan'16	Feb'16	Mar'16	Apr'16	May'16	Jun'16	
Permanent Method (Male, Cases)	5233	4754	5206	4279	5269	4456	
Permanent Method (Female, Cases)	6776	6898	7223	6211	7748	5117	
Permanent Method (Total, Cases)	12009	11652	12429	10490	13017	9573	
I U D (in cases)	19450	16694	19522	17814	31323	13179	
Implant (Cases)	29218	28836	31850	26715	36444	14121	
Injectables (Doses)	1062365	1075003	1098393	1061830	1122316	1046748	
Oral Pill (Cycles)	8334574	8225304	8329800	8129699	8351002	8232169	
Condom (Pieces)	11936675	11476336	11918802	11585372	12901391	11394796	
<b>Performance by types of MCH services by month since January 2016</b>							
Services	Jan'16	Feb'16	Mar'16	Apr'16	May'16	Jun'16	
Number of Pregnant Women	953940	1032086	1144673	1008611	986721	956858	
No. of High Risk Pregnant Mother Referred	2650	4004	3426	3220	3588	3419	
<b>Antenatal Care</b>	1 <sup>st</sup> visit (within 4 Month)	148947	157962	172831	180337	393943	156513
	2 <sup>nd</sup> visit (within 6 Month)	128667	129578	150967	145697	146557	138125
	3 <sup>rd</sup> visit (within 8 Month)	190496	111290	117833	120884	128398	120859
	4 <sup>th</sup> visit (in 9 <sup>th</sup> month) (including MCHTI, MFSTC & FWVTI-Raj)	77843	88087	97254	99210	101384	96115
<b>Delivery*</b>	Normal	26389	26430	28499	29076	32121	30898
	Caesarian	17058	17544	20456	20550	25749	23157
	<b>Total Delivery</b>	<b>43447</b>	<b>43974</b>	<b>48955</b>	<b>49626</b>	<b>57870</b>	<b>54055</b>

<b>Services</b>		<b>Jan'16</b>	<b>Feb'16</b>	<b>Mar'16</b>	<b>Apr'16</b>	<b>May'16</b>	<b>Jun'16</b>
Postnatal Care*	PNC-1 (within 24 Hour)	32149	33766	36650	37600	39652	37841
	PNC-2 (within 2- 3 day)	26786	31189	31718	34254	36766	34346
	PNC-3 (within 7 -14 day)	30485	34756	37825	38480	42634	39519
	PNC-4 (within 42-48 day)	39693	44433	48380	50863	55091	51413
Treatment of RTI/STI (MCHTI, MFSTC, FWVTI & MCWCs)		39866	79662	76526	68745	74301	71816
TT for Women (15 - 49 Yrs.)	1 <sup>st</sup> dose	113295	117232	118309	122406	121981	114021
	2 <sup>nd</sup> dose	113038	113490	120768	121039	125189	114622
	3 <sup>rd</sup> dose	112197	114370	117981	116706	120836	112900
	4 <sup>th</sup> dose	102940	102256	105492	107502	108957	102582
	5 <sup>th</sup> dose	112209	105941	110943	111624	112075	104995
<b>Immunization</b>							
BCG (Vaccine)		125918	115531	112255	102738	136482	130854
OPV & Pentavalent (DPT,Hep-B,Hib)	PCV 1	144735	212861	140605	136157	145392	138415
	PCV 2	143554	147128	144163	140098	145004	137020
	3	147183	133327	142100	137373	140703	134938
PCV 3		104380	115373	124358	121538	129625	126134
MR & OPV-4		82187	121633	131173	128402	137580	131644
Measles (Vaccine)		115931	111582	117083	119319	119795	114646
General Treatment		1901987	1524664	1501107	1401305	1510507	1307590
Number of ECP acceptors		7743	4318	4891	5132	5110	4554
Number of MR done ( Both Govt. & NGOs )		15514	13392	15289	13748	15566	13791
Live Birth	At Home by Trained Persons	40299	42763	44443	42970	46525	44226
	At Home by Non-trained Persons	13802	14223	15913	14638	15732	14842
	<b>Total Live Birth</b>	<b>54101</b>	<b>56986</b>	<b>60356</b>	<b>57608</b>	<b>62257</b>	<b>59068</b>
Still Births (Including MCHTI, MFSTC & FWVTI-Raj)		204	226	318	294	269	227
Death	Neonatal Death (0 - 28 day)	474	419	512	461	471	395
	Infant Death (29 days -<1 Yr.)	258	246	191	153	150	122
	Child Death (1 -< 5 Yrs.)	245	294	203	248	235	219
	Maternal Death	146	164	149	177	105	68
	Other Death	27571	25778	21549	20074	21472	19544
	<b>Total Death</b>	<b>28694</b>	<b>26901</b>	<b>22604</b>	<b>21113</b>	<b>22433</b>	<b>20348</b>

\* MCHTI, MFSTC, FWVTI-Raj, MCWC, UHC, UH&FWC

\*\* See Page - 12 for clarification

**Annex - B: Performance of RH-EOC of MCWCs, MCHTI, MFSTC & FWVTI-Raj for the month of June 2016**

SL #	Name of MCWC	Status	ANC (1st visit)	ANC (total)	PNC	Delivery (total)	C-section	Gen. Pt	RTI/STI	Med. tr	Child Care		S.B	IUD	MR	Immunization	Tubectomy	NSV	Implant	IUD	Injectable	Oral pill (person)	Condom (person)
											0-1yr	1-5yr											
<b>Rajshahi Division</b>																							
1	Bogra	C- EOC	223	364	115	76	27	118	0	9	53	37	0	0	0	863	4	0	38	33	28	52	17
2	Dupchacia, Bogra	B-EOC	25	52	21	10	0	314	19	0	13	34	0	0	0	0	12	4	41	2	15	27	4
3	Naogaon	C-EOC	193	473	36	19	4	59	12	10	0	0	0	1	0	139	22	0	16	5	3	62	42
4	Joypurhat	C- EOC	121	327	7	7	0	572	59	0	63	143	0	0	5	376	30	0	15	15	69	79	28
5	Rajshahi	C- EOC	210	810	125	42	18	714	22	6	212		0	0	4	0	4	0	6	3	37	10	10
6	Natore	C- EOC	175	325	91	67	8	255	48	4	49	361	0	0	36	504	38	1	42	63	6	310	156
7	Pabna	C- EOC	240	666	310	176	27	120	70	0	195	24	2	0	12	196	6	1	33	17	116	67	11
8	Sirajganj	C- EOC	234	544	134	72	3	101	35	136	7	11	0	0	14	0	6	0	36	11	16	57	0
9	Chapai-Nawabganj	C- EOC	335	553	51	42	6	337	37	4	68	135	0	0	16	0	17	0	6	18	142	133	41
<b>Rangpur Division</b>																							
10	Rangpur	C- EOC	158	408	132	44	18	398	152	0	93	108	0	0	10	0	2	71	75	35	266	84	57
11	Dinajpur	C- EOC	220	502	40	14	0	520	40	0	80	200	0	0	17	399	0	0	0	7	47	63	11
12	Thakurgaon	C- EOC	399	799	233	113	34	931	44	10	268	140	0	2	16	226	63	1	76	4	169	43	11
13	Gaibandha	C-EOC	525	805	293	235	2	340	91	28	271	106	0	2	34	0	57	75	435	21	14	17	4
14	Nilphamari	C- EOC	166	495	80	52	0	725	28	16	99	170	0	0	34	0	11	35	44	3	93	102	40
15	Syedpur, Nilphamari	B- EOC	91	196	63	82	0	248	6	9	98	107	0	0	7	0	2	0	24	12	224	204	49
16	Kurigram	C-EOC	172	276	29	5	0	309	38	10	16	48	0	0	5	284	8	4	14	2	50	93	14
17	Lalmonirhat	C- EOC	264	583	120	25	0	520	12	6	90	295	0	0	6	374	30	2	52	10	147	66	15
18	Panchagore	C-EOC	182	322	127	53	0	290	0	7	97	39	0	0	18	352	1	0	0	7	70	9	11
19	Boda, Panchagar	C-EOC	108	168	40	28	0	251	60	40	40	110	0	1	12	0	16	0	9	4	237	57	3
<b>Dhaka Division</b>																							
20	Narayanganj	C- EOC	189	411	57	28	9	257	35	0	125	78	0	0	17	0	2	12	13	4	158	140	80
21	Munshiganj	C- EOC	235	482	51	35	3	78	11	0	0	6	0	0	12	263	18	0	12	12	119	82	30
22	Manikganj	C- EOC	517	755	142	58	30	684	3	29	17	102	0	1	66	430	18	113	68	2	55	434	141
23	Narsingdi	C-EOC	650	1630	607	101	49	1390	108	7	612	461	0	0	0	298	7	0	17	8	119	170	30
24	Tangail	C-EOC	276	339	80	56	20	1495	50	0	66	100	0	0	3	389	46	5	7	9	94	89	19
25	Sherpur	C-EOC	68	342	107	56	0	373	16	0	246	167	1	0	6	0	11	0	10	7	58	108	10
26	Mymensingh	C-EOC	260	611	276	74	6	838	61	1	240	349	0	3	0	128	2	37	45	42	46	44	29
27	Kishoreganj	C- EOC	106	369	153	64	11	299	26	0	58	225	0	0	7	68	51	0	37	6	129	452	102
28	Jamalpur	C- EOC	172	346	141	64	12	210	0	2	50	51	0	1	15	210	26	1	84	16	124	285	53
29	Netrokona	C-EOC	350	740	51	32	0	440	9	0	300	210	3	0	10	348	35	7	37	0	58	67	29
30	Rajbari	C- EOC	155	256	35	19	6	481	29	2	58	135	0	0	15	1021	5	29	144	15	6	34	28
31	Faridpur	C- EOC	113	198	58	24	8	294	64	0	42	82	0	0	25	160	1	0	24	5	230	170	53
32	Madaripur	C- EOC	60	287	8	12	0	472	63	2	22	62	0	0	4	0	12	0	1	0	219	279	25
33	Gopalganj	C- EOC	35	71	52	11	8	263	19	0	58	46	0	0	8	0	36	1	26	0	34	132	44
<b>Khulna Division</b>																							
34	Jessore	C- EOC	295	446	97	41	18	311	21	7	128	90	0	0	15	196	26	2	22	12	44	60	25
35	Magura	C- EOC	204	330	69	24	0	334	28	8	62	49	0	0	18	0	12	3	54	12	106	96	37
36	Narail	C-EOC	209	297	52	28	3	650	45	2	112	145	0	0	0	483	8	1	14	1	11	24	19
37	Jhenaidah	C-EOC	277	263	150	28	5	639	37	0	82	132	0	1	52	57	22	2	39	40	163	283	157

SL #	Name of MCWC	Status	ANC (1st visit)	ANC (total)	PNC	Delivery (total)	C-section	Gen. Pt	RTI/STI	Med. tr	Child Care		S.B	IUD	MR	Immunization	Tubectomy	NSV	Implant	IUD	Injectable	Oral pill (person)	Condom (person)
											0-1yr	1-5yr											
38	Meherpur	C- EOC	90	168	14	10	0	197	6	5	26	38	0	0	0	103	19	0	8	1	11	9	19
39	Chuadanga	C-EOC	145	407	132	49	12	388	1	8	11	11	0	0	3	221	36	1	13	16	62	37	17
40	Khulna	C-EOC	203	522	84	33	14	401	45	5	224	119	0	0	3	176	13	0	3	48	43	91	51
41	Bagerhat	C-EOC	50	113	93	35	1	230	18	8	568	723	0	0	8	444	13	0	22	0	104	148	38
42	Satkhira	C- EOC	236	501	92	29	19	396	83	5	35	211	0	2	9	133	9	0	26	5	129	132	94
43	Nalta,Kaliganj, Satkhira	B-EOC	145	433	47	31	0	174	7	0	40	66	0	0	10	0	4	0	5	10	16	7	1
44	Kustia	C-EOC	132	255	81	34	5	20	30	11	14	62	0	0	3	126	1	0	22	7	33	26	24
45	Kumarkhali, Kustia	C- EOC	126	192	60	25	0	136	22	5	14	56	0	0	0	257	2	0	12	11	7	62	26
<b>Barisal Division</b>																							
46	Barisal	C-EOC	76	116	25	19	5	123	7	23	18	26	0	0	3	224	0	0	6	7	39	288	40
47	Gournadi, Barisal	C-EOC	20	47	8	8	0	226	16	0	40	68	0	0	4	17	13	0	10	6	55	11	1
48	Bhola	C-EOC	83	169	70	60	10	131	23	2	32	42	0	0	0	0	7	0	35	35	29	7	85
49	Lalmohon, Bhola	C- EOC	31	77	20	39	0	164	0	0	6	8	0	0	0	0	3	0	0	5	6	21	1
50	Barguna	C-EOC	52	202	25	14	0	744	20	0	59	159	0	0	9	34	5	13	57	3	44	70	4
51	Pirojpur	C- EOC	51	78	0	0	0	0	0	0	0	0	0	0	12	0	8	1	23	15	121	236	18
52	Jhalokhati	C-EOC	19	76	44	16	9	832	12	4	187	164	0	0	10	170	13	0	26	5	168	209	30
53	Patuakhali	C- EOC	64	408	117	54	29	439	82	0	58	130	0	0	27	386	17	0	11	32	172	106	30
<b>Chittagong Division</b>																							
54	Cox's Bazar	C- EOC	220	400	165	45	0	600	18	5	327	71	0	1	7	387	4	0	9	7	143	39	11
55	Khagrachari	C- EOC	102	117	58	51	16	385	28	0	55	55	0	2	0	0	4	3	14	32	73	40	3
56	Bandarban	C- EOC	65	164	45	26	0	405	27	0	81	200	2	0	8	0	0	0	0	7	137	416	300
57	Rangamati	C- EOC	94	134	43	18	10	282	20	0	47	36	0	1	11	749	0	5	31	8	34	129	35
58	B. Baria	C- EOC	301	446	102	67	7	222	5	0	427	28	0	0	8	1748	0	0	16	6	11	321	28
59	Comilla	C- EOC	148	713	379	22	8	364	91	0	236	220	0	0	15	1329	3	3	20	6	104	189	56
60	Nangalkot, Comilla	B-EOC	12	26	75	75	0	39	0	0	7	5	0	0	0	0	0	0	10	0	7	11	4
61	Feni	C- EOC	435	817	110	70	11	323	20	0	205	180	0	0	7	0	1	0	24	20	34	52	24
62	Chandpur	C- EOC	335	692	95	56	5	212	27	4	32	49	0	0	16	93	2	3	27	9	164	203	16
63	Laxmipur	C- EOC	240	493	142	66	3	176	10	0	57	22	0	0	28	208	18	0	19	26	70	277	92
64	Noakhali	C-EOC	18	28	6	2	1	76	10	0	25	26	0	0	3	20	0	0	3	2	22	24	12
65	Begumganj, Noakhali	C-EOC	25	140	28	19	0	56	18	1	4	40	0	1	4	0	23	0	19	1	88	190	17
66	Pauchuria, Patiya	C- EOC	96	205	46	26	0	245	15	0	52	36	0	1	5	0	0	0	5	5	27	7	4
67	Bakolia,Ctg	C- EOC	2	26	1	0	0	354	2	0	216	183	0	0	1	0	2	0	7	2	18	11	4
<b>Sylhet Division</b>																							
68	Sylhet	C-EOC	8	1	4	1	0	123	10	0	7	48	0	0	0	15	5	0	0	0	22	29	2
69	Hobiganj	C- EOC	231	303	103	70	12	310	16	6	62	18	0	6	10	319	12	2	23	20	29	70	29
70	Sunamganj	C-EOC	50	314	42	41	2	265	0	0	29	88	0	0	18	195	7	0	52	13	33	105	11
71	Moulavibazar	C- EOC	172	232	95	28	11	404	13	1	145	169	0	2	0	233	9	2	22	2	240	127	26
<b>Specialized Hospital</b>																							
72	MCHTI , Dhaka	C-EOC	809	3076	918	391	268	1814	8	7	1222	1073	0	2	19	1430	23	273	23	105	71	207	160
73	MFSTC, Dhaka	C-EOC	1005	1988	572	336	241	936	31	0	1620	585	0	0	50	2260	25	212	58	55	90	47	50
74	FWVTI, Rajshahi	C-EOC	132	401	111	27	10	520	21	7	26	62	0	0	3	13	6	0	12	7	31	56	35
<b>Total</b>			<b>14235</b>	<b>31321</b>	<b>8285</b>	<b>3810</b>	<b>1044</b>	<b>29342</b>	<b>2160</b>	<b>462</b>	<b>10304</b>	<b>9635</b>	<b>8</b>	<b>30</b>	<b>833</b>	<b>19054</b>	<b>974</b>	<b>925</b>	<b>2289</b>	<b>1002</b>	<b>6009</b>	<b>8494</b>	<b>2833</b>



**Annex - C : City Corporation wise Contraceptive Performance (Part of the City Corporation) for the month of June 2016**

Name of the City Corporation	Oral Pill (Cycle)	Condom (Pieces)	Injectable (Vial)	IUD (Cases)	Implant (Nos)	Permanent Method		
						Male	Female	Total
Rangpur City Corporation	30426	30544	4450	79	94	99	125	224
<b>Rangpur Division</b>	<b>30426</b>	<b>30544</b>	<b>4450</b>	<b>79</b>	<b>94</b>	<b>99</b>	<b>125</b>	<b>224</b>
Rajshahi City Corporation	9671	157593	3819	42	88	395	61	456
<b>Rajshahi Division</b>	<b>9671</b>	<b>157593</b>	<b>3819</b>	<b>42</b>	<b>88</b>	<b>395</b>	<b>61</b>	<b>456</b>
Khulna City Corporation	62602	191590	12351	146	139	125	35	160
<b>Khulna Division</b>	<b>62602</b>	<b>191590</b>	<b>12351</b>	<b>146</b>	<b>139</b>	<b>125</b>	<b>35</b>	<b>160</b>
Barisal City Corporation	7730	27735	1472	31	86	89	21	110
<b>Barisal Division</b>	<b>7730</b>	<b>27735</b>	<b>1472</b>	<b>31</b>	<b>86</b>	<b>89</b>	<b>21</b>	<b>110</b>
Dhaka City Corporation	46967	107471	8000	107	51	55	30	85
Gazipur City Corporation	49043	129640	5162	160	198	111	28	139
Narayanganj City Corporation	27458	51693	3676	17	16	16	4	20
<b>Dhaka Division</b>	<b>123468</b>	<b>288804</b>	<b>16838</b>	<b>284</b>	<b>265</b>	<b>182</b>	<b>62</b>	<b>244</b>
Chittagong City Corporation	29716	114379	10292	226	287	199	62	261
Comilla City Corporation	6615	25036	1443	40	67	17	14	31
<b>Chittagong Division</b>	<b>36331</b>	<b>139415</b>	<b>11735</b>	<b>266</b>	<b>354</b>	<b>216</b>	<b>76</b>	<b>292</b>
Sylhet City Corporation	7944	14789	627	5	14	2	2	4
<b>Sylhet Division</b>	<b>7944</b>	<b>14789</b>	<b>627</b>	<b>5</b>	<b>14</b>	<b>2</b>	<b>2</b>	<b>4</b>
<b>Total</b>	<b>278172</b>	<b>850470</b>	<b>51292</b>	<b>853</b>	<b>1040</b>	<b>1108</b>	<b>382</b>	<b>1490</b>

**Annex - D : Contraceptive Acceptors and Acceptance Rate (CAR) of part of the City Corporation area end of the month of June 2016**

Name of the City Corporation	Eligible Couple	Oral Pill	Condom	Injectable	I U D	Implant	Permanent Method			Total Acceptors	CAR(%)
							Male	Female	Total		
Rangpur City Corporation	102929	39171	9734	19484	1161	4155	3117	5850	8967	83707	81.325
<b>Rangpur Division</b>	<b>102929</b>	<b>39171</b>	<b>9734</b>	<b>19484</b>	<b>1161</b>	<b>4155</b>	<b>3117</b>	<b>5850</b>	<b>8967</b>	<b>83707</b>	<b>81.325</b>
Rajshahi City Corporation	101542	34936	25894	15152	888	1776	567	5452	6019	84938	83.648
<b>Rajshahi Division</b>	<b>101542</b>	<b>34936</b>	<b>25894</b>	<b>15152</b>	<b>888</b>	<b>1776</b>	<b>567</b>	<b>5452</b>	<b>6019</b>	<b>84938</b>	<b>83.648</b>
Khulna City Corporation	134621	47613	24254	17544	3921	6443	4905	4862	9767	109168	81.093
<b>Khulna Division</b>	<b>134621</b>	<b>47613</b>	<b>24254</b>	<b>17544</b>	<b>3921</b>	<b>6443</b>	<b>4905</b>	<b>4862</b>	<b>9767</b>	<b>109168</b>	<b>81.093</b>
Barisal City Corporation	25319	10250	4364	2007	317	1251	183	783	966	19261	76.073
<b>Barisal Division</b>	<b>25319</b>	<b>10250</b>	<b>4364</b>	<b>2007</b>	<b>317</b>	<b>1251</b>	<b>183</b>	<b>783</b>	<b>966</b>	<b>19261</b>	<b>76.073</b>
Dhaka City Corporation	145074	48660	17245	22463	3187	4426	2920	8368	11288	106565	73.456
Gazipur City Corporation	126372	53970	13436	13756	3083	3533	1719	8133	9852	97357	77.04
Narayanganj City Corporation	108150	40550	12510	15779	2123	3037	3136	5413	8549	82700	76.468
<b>Dhaka Division</b>	<b>379596</b>	<b>143180</b>	<b>43191</b>	<b>51998</b>	<b>8393</b>	<b>10996</b>	<b>7775</b>	<b>21914</b>	<b>29689</b>	<b>286622</b>	<b>75.507</b>
Chittagong City Corporation	78875	27739	10649	9197	2945	4036	1776	3623	5399	59901	75.944
Comilla City Corporation	16017	5621	2218	1893	888	803	589	577	1166	12629	78.847
<b>Chittagong Division</b>	<b>94892</b>	<b>33360</b>	<b>12867</b>	<b>11090</b>	<b>3833</b>	<b>4839</b>	<b>2365</b>	<b>4200</b>	<b>6565</b>	<b>72530</b>	<b>76.434</b>
Sylhet City Corporation	27538	10609	3320	3128	432	1166	658	2212	2870	21899	79.523
<b>Sylhet Division</b>	<b>28155</b>	<b>10770</b>	<b>3471</b>	<b>3158</b>	<b>432</b>	<b>1167</b>	<b>650</b>	<b>2251</b>	<b>2901</b>	<b>21899</b>	<b>77.78</b>
<b>Total</b>	<b>867054</b>	<b>319280</b>	<b>123775</b>	<b>120433</b>	<b>18945</b>	<b>30627</b>	<b>19562</b>	<b>45312</b>	<b>64874</b>	<b>678125</b>	<b>78.21</b>

**Annex - E: City Corporation wise MCH Performance (Part of the City Corporation) for the month of June 2016**

Name of the City Corporation	Total Pregnant Mother	Antenatal Care				Live Birth		Delivery		Postnatal Care			
		1 <sup>st</sup> visit (in 4 month)	2 <sup>nd</sup> visit (in 6 month)	3 <sup>rd</sup> visit (in 8 month)	4 <sup>th</sup> visit (in 9 month)	by Trained Person	by Non-trained Person	Normal	C-Section	PNC-1 (in 24 Hour)	PNC-2 (in 2nd-3rd day)	PNC-3 (in 7th-14th day)	PNC-4 (in 42 -48 day)
Rangpur City Corporation	4188	951	817	675	474	108	20	117	163	151	140	161	236
<b>Rangpur Division</b>	<b>4188</b>	<b>951</b>	<b>817</b>	<b>675</b>	<b>474</b>	<b>108</b>	<b>20</b>	<b>117</b>	<b>163</b>	<b>151</b>	<b>140</b>	<b>161</b>	<b>236</b>
Rajshahi City Corporation	4251	1522	1364	1305	2127	3	0	179	127	407	388	242	183
<b>Rajshahi Division</b>	<b>4251</b>	<b>1522</b>	<b>1364</b>	<b>1305</b>	<b>2127</b>	<b>3</b>	<b>0</b>	<b>179</b>	<b>127</b>	<b>407</b>	<b>388</b>	<b>242</b>	<b>183</b>
Khulna City Corporation	9992	2945	3017	3410	2725	151	53	1130	903	960	573	671	963
<b>Khulna Division</b>	<b>9992</b>	<b>2945</b>	<b>3017</b>	<b>3410</b>	<b>2725</b>	<b>151</b>	<b>53</b>	<b>1130</b>	<b>903</b>	<b>960</b>	<b>573</b>	<b>671</b>	<b>963</b>
Barisal City Corporation	1954	754	643	673	179	4	0	91	51	146	120	205	442
<b>Barisal Division</b>	<b>1954</b>	<b>754</b>	<b>643</b>	<b>673</b>	<b>179</b>	<b>4</b>	<b>0</b>	<b>91</b>	<b>51</b>	<b>146</b>	<b>120</b>	<b>205</b>	<b>442</b>
Dhaka City Corporation	3469	767	651	670	791	33	1	77	56	22	56	66	131
Gazipur City Corporation	3214	1628	1252	978	1109	555	6	242	339	455	417	350	472
Narayanganj City Corporation	2517	316	175	156	83	66	7	26	27	36	15	42	17
<b>Dhaka Division</b>	<b>9200</b>	<b>2711</b>	<b>2078</b>	<b>1804</b>	<b>1983</b>	<b>654</b>	<b>14</b>	<b>345</b>	<b>422</b>	<b>513</b>	<b>488</b>	<b>458</b>	<b>620</b>
Chittagong City Corporation	1584	5253	3907	3427	2585	26	5	552	416	1919	1991	1932	2114
Comilla City Corporation	477	423	337	736	176	10	0	97	40	123	98	149	253
<b>Chittagong Division</b>	<b>2061</b>	<b>5676</b>	<b>4244</b>	<b>4163</b>	<b>2761</b>	<b>36</b>	<b>5</b>	<b>649</b>	<b>456</b>	<b>2042</b>	<b>2089</b>	<b>2081</b>	<b>2367</b>
Sylhet City Corporation	1107	96	74	77	49	38	24	50	44	33	27	36	26
<b>Sylhet Division</b>	<b>1107</b>	<b>96</b>	<b>74</b>	<b>77</b>	<b>49</b>	<b>38</b>	<b>24</b>	<b>50</b>	<b>44</b>	<b>33</b>	<b>27</b>	<b>36</b>	<b>26</b>
<b>Total</b>	<b>32753</b>	<b>14655</b>	<b>12237</b>	<b>12107</b>	<b>10298</b>	<b>994</b>	<b>116</b>	<b>2561</b>	<b>2166</b>	<b>4252</b>	<b>3825</b>	<b>3854</b>	<b>4837</b>

**Annex - E: City Corporation wise MCH Performance (Part of the City Corporation) for the month of June 2016**

Name of the City Corporation	TT for Woman (15-49 Yrs.)					No. of ECP Acceptor	No. of Misoprostol Acceptor	No. of MR done	Treatment of RTI/STI	BCG (Vaccine)	No. of immunized Child		
	1 <sup>st</sup> dose	2 <sup>nd</sup> dose	3 <sup>rd</sup> dose	4 <sup>th</sup> dose	5 <sup>th</sup> dose						OPV & Pentavalent (DPT,Hab-B,Hib)		
											PCV 1	PCV 2	3
Rangpur City Corporation	229	235	197	72	76	27	93	145	1040	300	265	249	225
<b>Rangpur Division</b>	<b>229</b>	<b>235</b>	<b>197</b>	<b>72</b>	<b>76</b>	<b>27</b>	<b>93</b>	<b>145</b>	<b>1040</b>	<b>300</b>	<b>265</b>	<b>249</b>	<b>225</b>
Rajshahi City Corporation	158	137	154	145	130	3	200	138	584	380	399	314	386
<b>Rajshahi Division</b>	<b>158</b>	<b>137</b>	<b>154</b>	<b>145</b>	<b>130</b>	<b>3</b>	<b>200</b>	<b>138</b>	<b>584</b>	<b>380</b>	<b>399</b>	<b>314</b>	<b>386</b>
Khulna City Corporation	512	552	522	601	658	0	20	217	2775	885	1040	960	977
<b>Khulna Division</b>	<b>512</b>	<b>552</b>	<b>522</b>	<b>601</b>	<b>658</b>	<b>0</b>	<b>20</b>	<b>217</b>	<b>2775</b>	<b>885</b>	<b>1040</b>	<b>960</b>	<b>977</b>
Barisal City Corporation	97	138	94	80	48	23	0	315	625	174	326	268	153
<b>Barisal Division</b>	<b>97</b>	<b>138</b>	<b>94</b>	<b>80</b>	<b>48</b>	<b>23</b>	<b>0</b>	<b>315</b>	<b>625</b>	<b>174</b>	<b>326</b>	<b>268</b>	<b>153</b>
Dhaka City Corporation	62	196	145	135	1516	0	0	54	48	0	0	91	53
Gazipur City Corporation	1183	1150	942	769	703	37	89	432	1051	1686	1646	1451	1367
Narayanganj City Corporation	353	317	290	252	223	5	26	19	49	175	244	251	270
<b>Dhaka Division</b>	<b>1598</b>	<b>1663</b>	<b>1377</b>	<b>1156</b>	<b>2442</b>	<b>42</b>	<b>115</b>	<b>505</b>	<b>1148</b>	<b>1861</b>	<b>1890</b>	<b>1793</b>	<b>1690</b>
Chittagong City Corporation	1389	1215	947	600	554	16	81	355	3754	3630	3431	2879	2385
Comilla City Corporation	86	161	135	62	103	0	0	195	1027	350	408	409	325
<b>Chittagong Division</b>	<b>1475</b>	<b>1376</b>	<b>1082</b>	<b>662</b>	<b>657</b>	<b>16</b>	<b>81</b>	<b>550</b>	<b>4781</b>	<b>3980</b>	<b>3839</b>	<b>3288</b>	<b>2710</b>
Sylhet City Corporation	33	37	36	23	30	0	4	0	4	43	50	57	49
<b>Sylhet Division</b>	<b>33</b>	<b>37</b>	<b>36</b>	<b>23</b>	<b>30</b>	<b>0</b>	<b>4</b>	<b>0</b>	<b>4</b>	<b>43</b>	<b>50</b>	<b>57</b>	<b>49</b>
<b>Total</b>	<b>4102</b>	<b>4138</b>	<b>3462</b>	<b>2739</b>	<b>4041</b>	<b>111</b>	<b>513</b>	<b>2236</b>	<b>10957</b>	<b>7623</b>	<b>7809</b>	<b>6929</b>	<b>6190</b>

Name of the City Corporation	No. of immunized Child			Total live birth	Still birth	No. of Death					General Patient
	PCV 3	MR & OPV-4	Measles (Vaccine)			Child (0-28) days	Child (29 days to < 1 year)	No. of death child (1-5year)	Maternal Death	No. of Others Death	
Rangpur City Corporation	222	0	167	283	1	0	0	0	1	23	8250
<b>Rangpur Division</b>	<b>222</b>	<b>0</b>	<b>167</b>	<b>283</b>	<b>1</b>	<b>0</b>	<b>0</b>	<b>0</b>	<b>1</b>	<b>23</b>	<b>8250</b>
Rajshahi City Corporation	206	0	189	294	0	0	0	0	0	0	1949
<b>Rajshahi Division</b>	<b>206</b>	<b>0</b>	<b>189</b>	<b>294</b>	<b>0</b>	<b>0</b>	<b>0</b>	<b>0</b>	<b>0</b>	<b>0</b>	<b>1949</b>
Khulna City Corporation	1365	0	827	267	3	0	1	0	0	45	22488
<b>Khulna Division</b>	<b>1365</b>	<b>0</b>	<b>827</b>	<b>267</b>	<b>3</b>	<b>0</b>	<b>1</b>	<b>0</b>	<b>0</b>	<b>45</b>	<b>22488</b>
Barisal City Corporation	147	0	78	160	0	0	0	0	0	0	3936
<b>Barisal Division</b>	<b>147</b>	<b>0</b>	<b>78</b>	<b>160</b>	<b>0</b>	<b>0</b>	<b>0</b>	<b>0</b>	<b>0</b>	<b>0</b>	<b>3936</b>
Dhaka City Corporation	46	0	0	113	0	0	0	0	1	9	1575
Gazipur City Corporation	1179	0	1161	492	0	0	0	0	0	83	12837
Narayanganj City Corporation	172	0	191	345	0	0	0	0	0	38	533
<b>Dhaka Division</b>	<b>1397</b>	<b>0</b>	<b>1352</b>	<b>950</b>	<b>0</b>	<b>0</b>	<b>0</b>	<b>0</b>	<b>1</b>	<b>130</b>	<b>14945</b>
Chittagong City Corporation	2068	0	1603	645	0	0	0	0	0	32	31993
Comilla City Corporation	200	0	185	147	0	0	0	0	0	0	3795
<b>Chittagong Division</b>	<b>2268</b>	<b>0</b>	<b>1788</b>	<b>792</b>	<b>0</b>	<b>0</b>	<b>0</b>	<b>0</b>	<b>0</b>	<b>32</b>	<b>35788</b>
Sylhet City Corporation	72	0	40	147	1	0	0	0	0	10	254
<b>Sylhet Division</b>	<b>72</b>	<b>0</b>	<b>40</b>	<b>147</b>	<b>1</b>	<b>0</b>	<b>0</b>	<b>0</b>	<b>0</b>	<b>10</b>	<b>65</b>
<b>Total</b>	<b>5677</b>	<b>0</b>	<b>4441</b>	<b>2893</b>	<b>5</b>	<b>0</b>	<b>1</b>	<b>0</b>	<b>2</b>	<b>240</b>	<b>87421</b>



পরিবার পরিকল্পনা অধিদপ্তর  
স্বাস্থ্য ও পরিবার কল্যাণ মন্ত্রণালয়