

FAMILY PLANNING MONTHLY LOGISTICS REPORT

February 2017



**Management Information System (MIS)
Directorate General of Family Planning (DGFP)**

6, Kawran Bazar, Dhaka1215

Email: dirmisfp@gmail.com, dirlsdgfp@gmail.com
www.dgfpmis.org, www.dgfpimis.org

Government of the People's Republic of Bangladesh
Directorate General of Family Planning
Management Information System (MIS)
6, Kawran Bazar, Dhaka- 1215
www.dgfp.gov.bd


Memo No. - DGFP/MIS/09(Report)/04/2017/239

Date: 23 April' 2017.

Sub: **Family Planning Monthly Logistics Report for the Month of February' 2017.**

Family Planning Monthly Logistics Report for the Month of February' 2017 is sent herewith for your kind information & necessary action. This report is prepared on the basis of Form-7 submitted by Warehouses and Form-7B submitted by Upazila Family Planning Offices by using WIMS & UIMS operational tools. It provides useful information on monthly distribution and stock balance of all the major contraceptives & DDS Kits of Warehouse/Upazila Stores. A summary of important events happened during reporting month included in this report. For more information you are requested to visit at www.scmpbd.org web site.

Comments and suggestions for improvement of this report will be highly appreciated.


23/4/17
(Md. Ferdous Alam)

Joint Secretary (MOHFW)
and
Director (MIS) &
Line Director (MIS-FP)
Phone: 9146262
Mail: dirmisfp@gmail.com

Memo No. - DGFP/MIS/09(Report)/04/2017/239/1

Date: 23 April' 2017.

Copy of the report forwarded to:

1. Secretary, Ministry of Health & Family Welfare, Bangladesh Secretariat, Dhaka.
2. Additional Secretary, Ministry of Health & Family Welfare, Bangladesh Secretariat, Dhaka.
3. Joint Secretary (WHO)/ (Coordination), Ministry of Health & Family Welfare, Bangladesh Secretariat, Dhaka.
4. Joint Chief (Planning), Ministry of Health & Family Welfare, Bangladesh Secretariat (Clinic Building), Dhaka.
5. Joint Chief (Population & Planning wing), Planning commission, Sher-e-Bangla Nagar, Dhaka.
6. Joint Chief (Planning), Program Management and Monitoring Unit (PMMU), Azimpur, Dhaka-1205.
7. P.S. to the Honorable Minister, Ministry of Health and Family Welfare, Bangladesh Secretariat, Dhaka, for kind information of the Honorable Minister.
8. P.S. to the Honorable State Minister, Ministry of Health and Family Welfare, Bangladesh Secretariat, Dhaka, for kind information of the Honorable State Minister.
9. Director Administration, Directorate General of Family Planning, 6 Kawran Bazar, Dhaka 1215.

10. Director Logistics & Supply and Line Director (Procurement, Storage & Supply Management), Directorate General of Family Planning, 6 Kawran Bazar, Dhaka 1215.
11. Director Finance & Line Director (Family Planning Field Service Delivery Program), Directorate General of Family Planning, 6 Kawran Bazar, Dhaka 1215.
12. Director (IEM) & Line Director (Information, Education and Communication), Directorate General of Family Planning, 6 Kawran Bazar, Dhaka 1215.
13. Director Planning & Line Director (Program Monitoring and Evaluation), Directorate General of Family Planning, 6 Kawran Bazar, Dhaka 1215.
14. Line Director (Maternal, Child, Reproductive and Adolescent Health), Directorate General of Family Planning, 6 Kawran Bazar, Dhaka 1215.
15. Line Director (Clinical Contraception Services Delivery), Directorate General of Family Planning, 6 Kawran Bazar, Dhaka 1215.
16. Divisional Director, Family Planning, Dhaka / Chittagong / Rajshahi / Khulna / Sylhet / Barisal/ Rangpur Division.
17. Deputy Chief (FW)/ (Health), Ministry of Health & Family Welfare, Bangladesh Secretariat, Dhaka.
18. Additional Director (Drugs and Stores), Directorate General of Family Planning, Central Warehouse, Mohakhali, Dhaka.
19. Deputy Director, Family Planning, ----- District (Your are requested to take appropriate measures to ensure timely submission of Form 7B report from upazilas and send these to MIS Unit within 9th working day of the next month).
20. Supply Officer, Family Planning, ----- CWH/RWHs.
21. Country Director, SPS/MSH, House No.-28, Flat-W2, Road No.-63, Gulshan-2, Dhaka-1212.
22. Country Director, the World Bank, E-32, Agargaon, Sher-e-Banala Nagar, Dhaka-1207.
23. Team Leader, Population & Health Team, USAID, Madani Avenue, Baridhara, Dhaka.
24. Country Representative, UNFPA, IDB Bhaban, Agargaon, Sher-E-Bangla Nagar, Dhaka.
25. Managing Director, SMC, SMC Tower, 33 Banani C/A, Dhaka-1213.
26. Documentation Center, IEM Unit, Directorate General of Family Planning, 6 Kawran Bazar, Dhaka.
27. PA to Director General, Directorate General of Family Planning, 6, Kawran Bazar, Dhaka 1215.
28. Office copy, MIS, DGFP, 6 Kawran Bazar, Dhaka -1215.



(Ajoy Ratan Barua)
Deputy Director(MIS)

Table Of Contents

	Page
1. DGFP Stock Status Report	1-2
2. National Receipts Quantity by Product by Month	3
3. National Level Contraceptive Summary Report	4
4. Stock Status Report at Different Levels	5
5. Contraceptive Stock Status by Product at Upazila Store and Field	6-10
6. Contraceptive Stock Status by Product at Regional Warehouses/Upazila	11-31
7. Month-wise Consumption Trend	32-34
8. Report on Upazila and Warehouse Having Stock Out in last month	35

1. DGFP Stock Status Report

		2017												2018											
		3	4	5	6	7	8	9	10	11	12	1	2	3	4	5	6	7	8	9	10	11	12		
Year ?		2017												2018											
Month ?		3	4	5	6	7	8	9	10	11	12	1	2	3	4	5	6	7	8	9	10	11	12		
Min.-Max. ?												Min												Max	
Product ?																									
Condom		CS (136.32m) - 11 months																							
*AMC = 11.2m		2016-17: GoB (Rev):73m, Goods received																							
Pill		CS (104.36m) - 12 months																							
*AMC = 8.18m		2016-17: 69m, Goods received																							
IUD		CS (0.522m) - 24 months																							
*AMC = 20,970																									
Injectables		CS (13.17m) - 12 months																							
*AMC = 1.06m		2016-17: GoB (Dev): 3.5m; goods received																							
														2016-17 : 0.2m											
Implant		CS (0.182) -4 months				2016-17 - 0.2 m																			
*AMC = 37,611		2016-17(Pool Fund) : 0.2m- L/C opened																							
		<p>Legend:</p> <ul style="list-style-type: none"> Current Stock To be received Planned for FY 2017-18 <p>AMC = Average Monthly Consumption BER = Bid Evaluation Report CCGP = Cabinet Committee on Govt Purchase CS = Current Stock NOA = Notification of Award NO = No Objection TEC = Tender Evaluation Committee ICB = International Competitive Bidding NCT = National Competitive Tendering</p>																							
		<p>*AMC is calculated based on past 6 months consumption</p> <p><i>Data Sources: DGFP/L&S unit, DGFP LMIS web site - https://scmpbd.org/ Central Warehouse WIMS data and Approved DGFP Procurement Plan</i></p>																							
		Page 1																							

DGFP STOCK STATUS REPORT
(For Contraceptives)
Month: February 2017 *(Updated 29 March 2017)*

CONDOM – Current national stock is 136.32 million pieces and this stock can be used up to January 2018.

PILL – Current national stock of Oral Contraceptive Pill is 104.36 million cycles which will go up to February 2018.

IUD – Current national stock is 0.522 million pieces and this stock can be used up to February 2019.

INJECTABLES – Current stock of 13.17 million vials and that can be used up to February 2018.

IMPLANT – Current stock is 0.182 million sets and this can be used up to June 2017.

- Planned for 2016-17: (Pool fund) 0.2m sets. Contract signed; L/C opened; awaiting receipts. This amount can be used up to November 2017.

You can also download the previous reports from <http://www.scmpbd.org/>

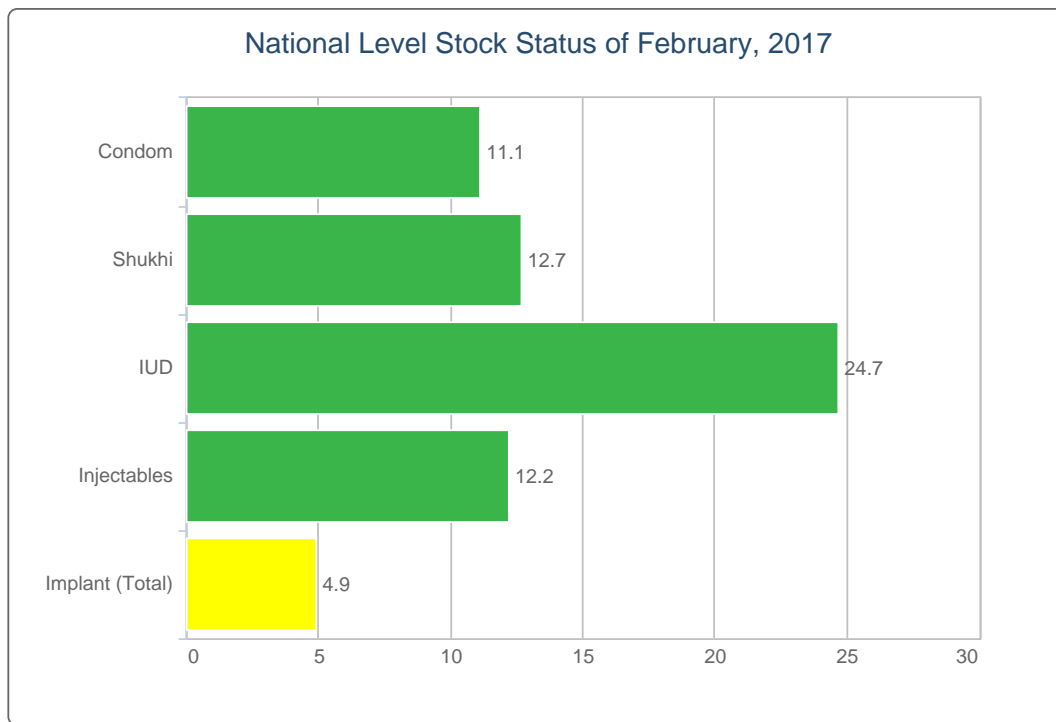
2. National Receipts Quantity by Product by Month

Contraceptive Received Report

Month: February, 2017

Item	Supplier	Receiver	Date Receipts	Qty
<i>No National Receive This Month</i>				

3. National Level Contraceptive Summary Report

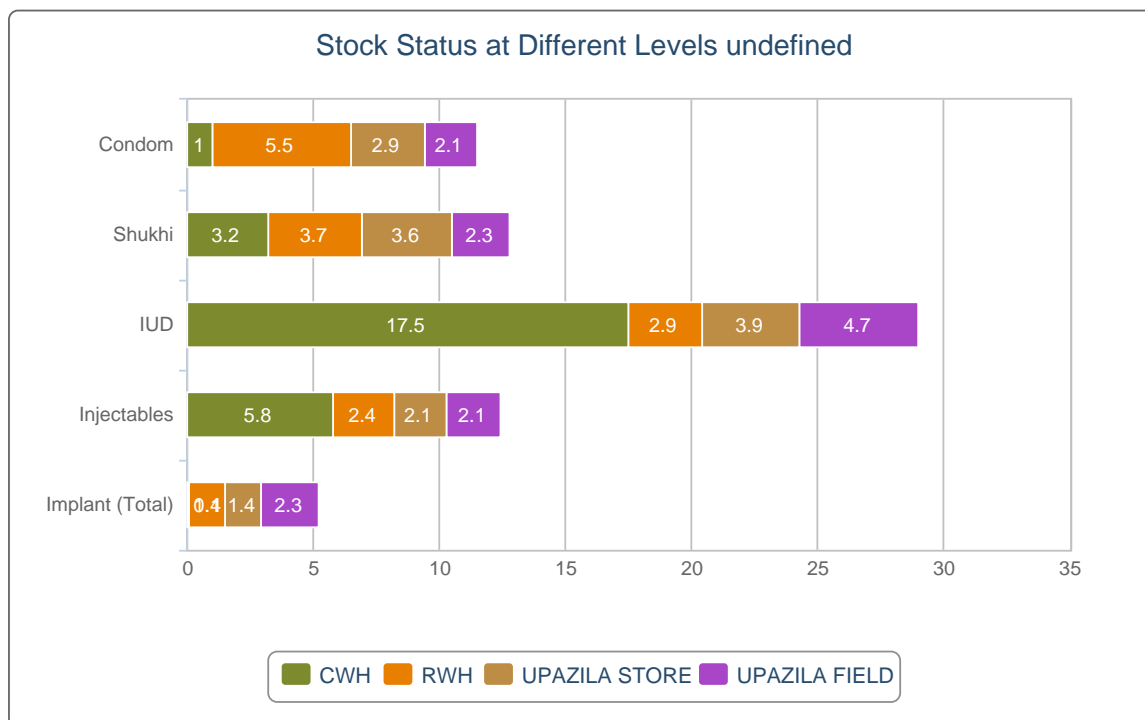


■ MOS less than 4.0
 ■ MOS 4.0 - 7.9
 ■ MOS 8.0 and above
 MOS = Month of Stock

National Level Stock Status of February, 2017

SL	Name of Products	Reported Consumption	Reported Closing Balance	Average Monthly Consumption	MOS
1	Condom	11,892,106	136,974,728	12,291,242	11.1
2	Shukhi	8,140,608	104,543,532	8,260,406	12.7
3	IUD	18,132	524,908	21,262	24.7
4	Injectables	1,068,587	13,230,249	1,084,795	12.2
5	Implant (Total)	35,035	184,172	37,903	4.9

4. Stock Status Report at Different Levels

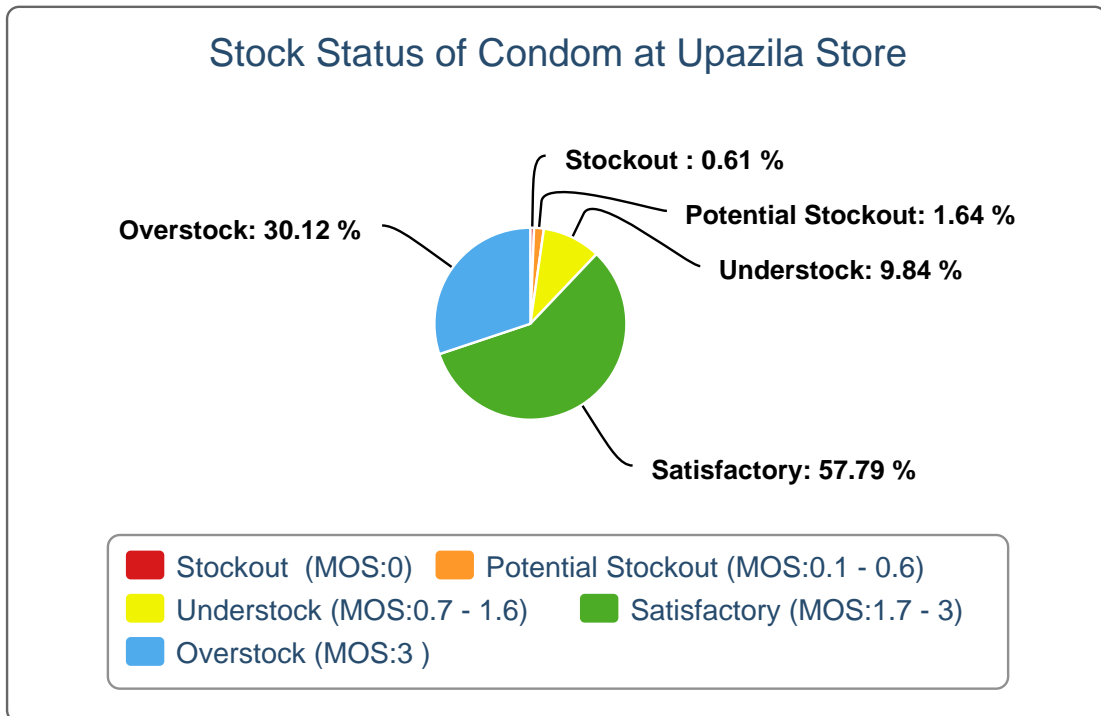


Stock Status at Different Levels February, 2017

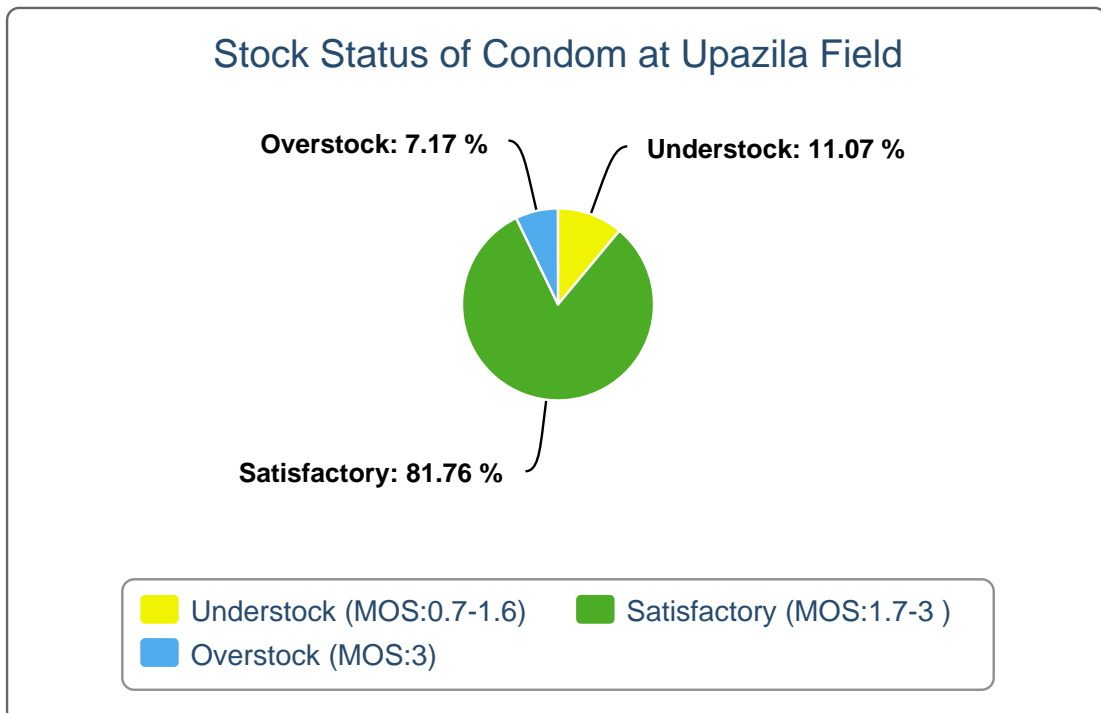
Products	Avg. Consump. of Last 6 Months	CWH Level	MOS	RWH Level	MOS	Upazila Level	MOS	Field Level	MOS	National Level	MOS
Condom	12,291,242	11,892,000	1	64,812,200	5.3	34,971,251	2.8	25,299,277	2.1	136,974,728	11.1
Shukhi	8,260,406	26,177,280	3.2	30,386,880	3.7	29,512,892	3.6	18,466,480	2.2	104,543,532	12.7
IUD	21,262	316,600	14.9	52,236	2.5	71,530	3.4	84,542	4	524,908	24.7
Injectables	1,084,795	6,181,200	5.7	2,611,400	2.4	2,241,167	2.1	2,196,482	2	13,230,249	12.2
Implant (Total)	37,903	4,414	0.1	48,980	1.3	50,751	1.3	80,027	2.1	184,172	4.9

5. Contraceptive Stock Status by Product at Upazila Store and Field

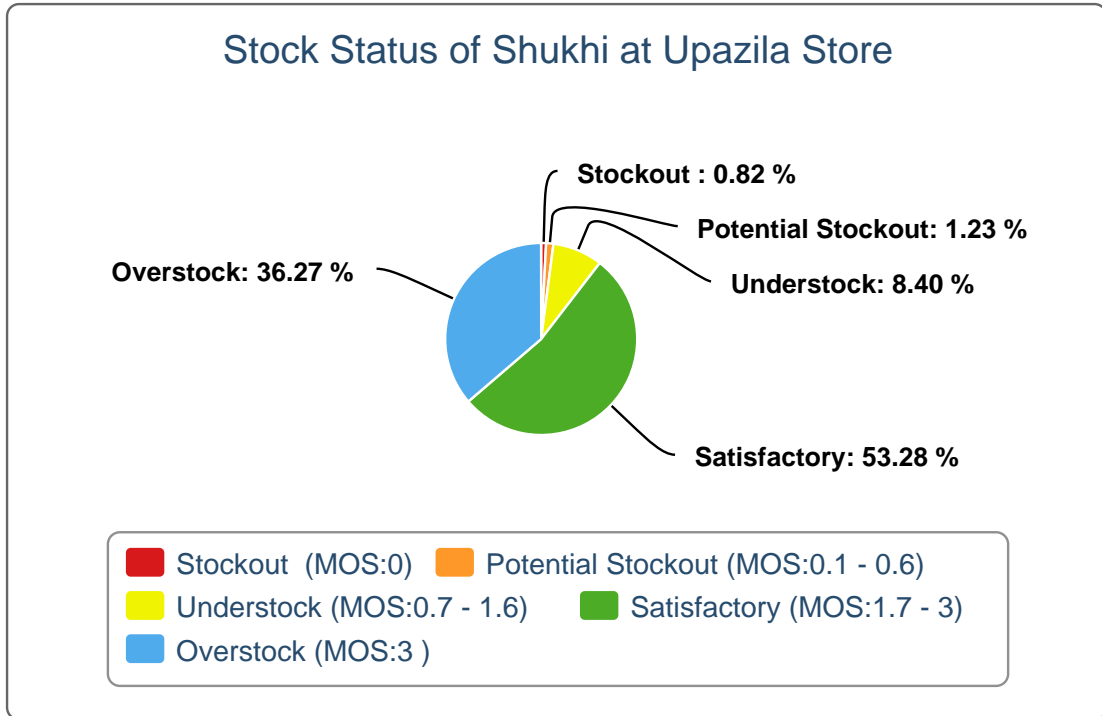
5(a).



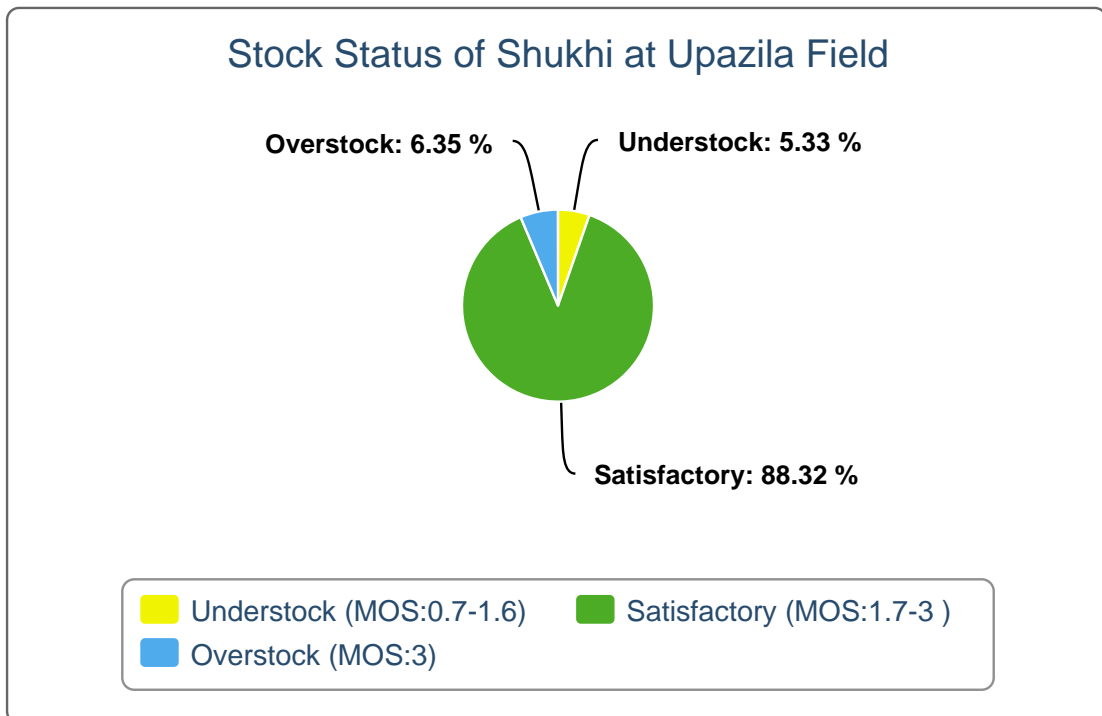
5(b).



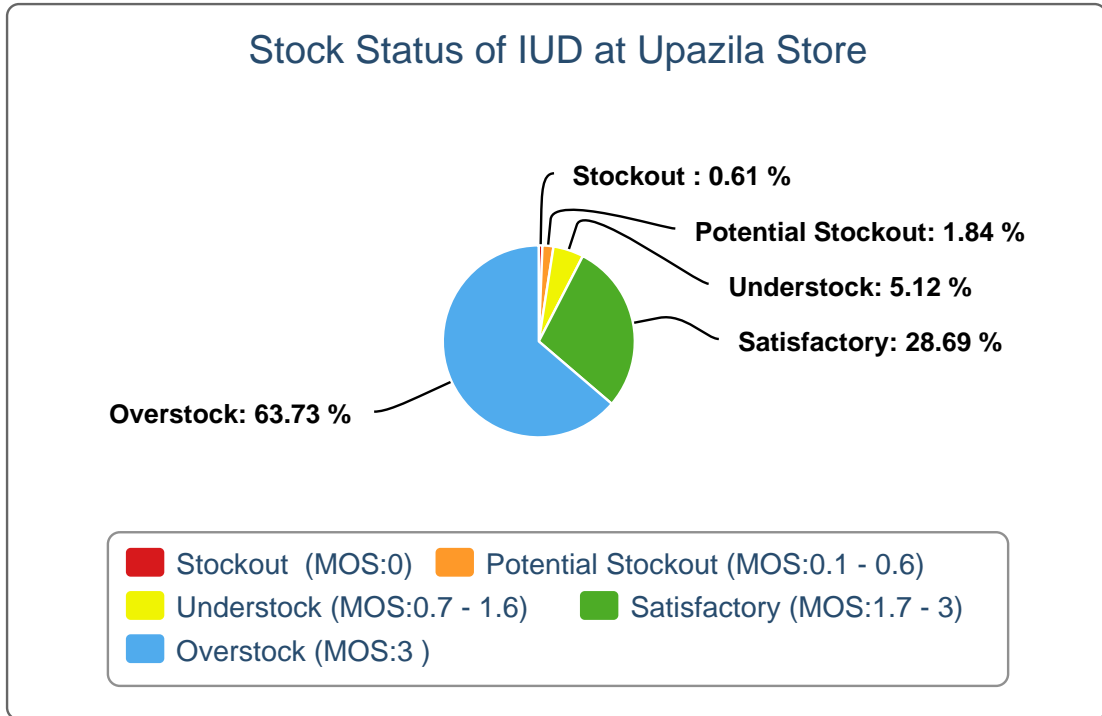
5(c).



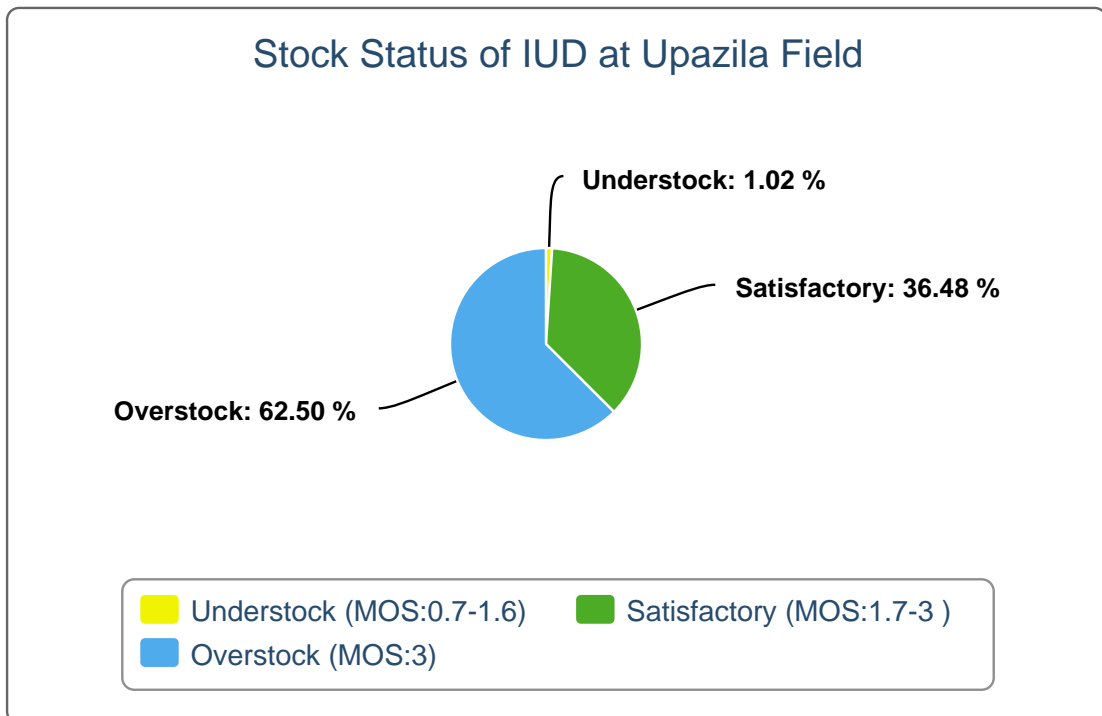
5(d).



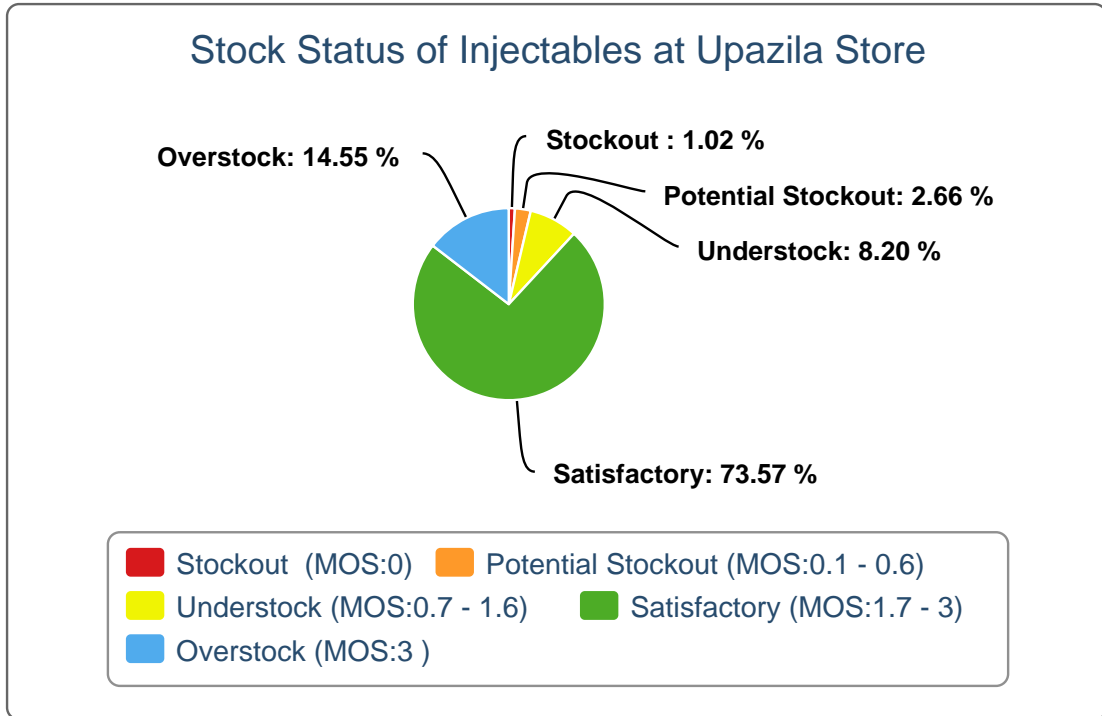
5(e).



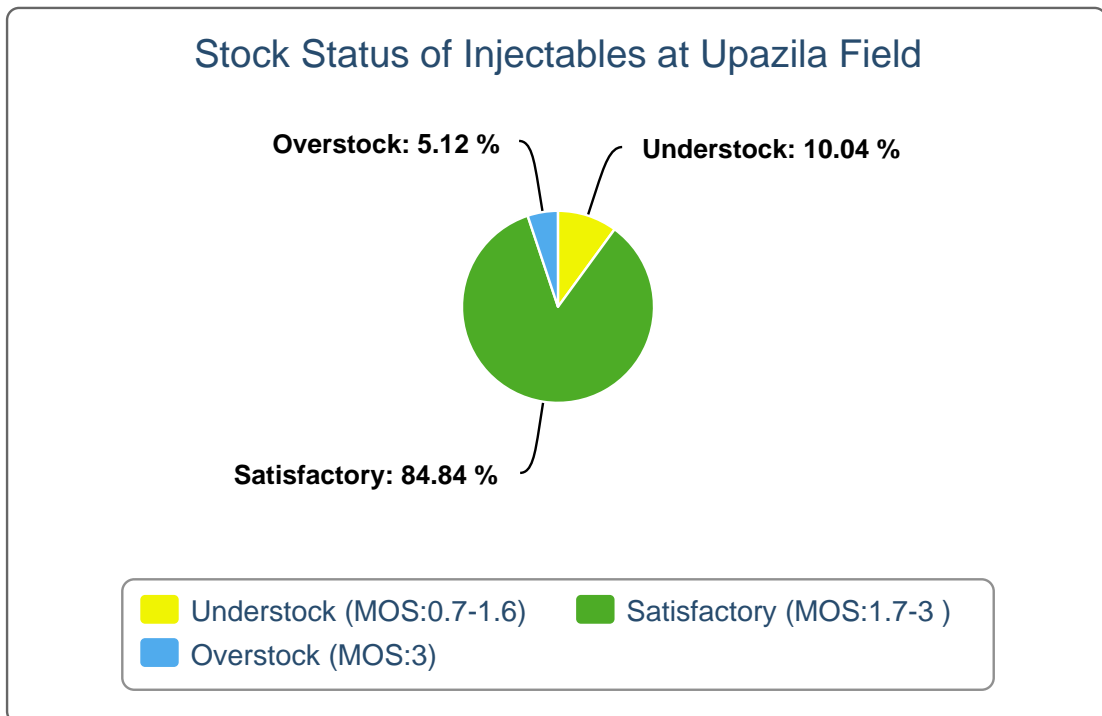
5(f).



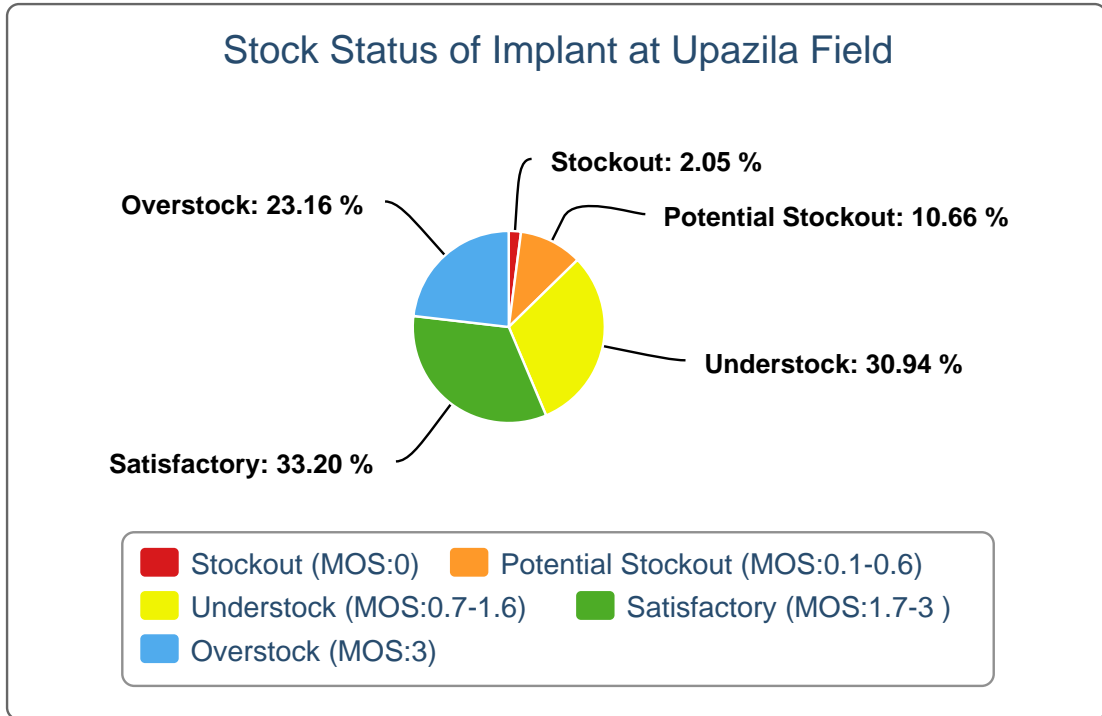
5(g).



5(h).



5(i).



6(a). Contraceptive Stock Status by Product at Regional Warehouses

SL	WH Name	Condom			Shukhi			IUD			Injectables			Implant		
		CBL	AMD	MOS	CBL	AMD	MOS	CBL	AMD	MOS	CBL	AMD	MOS	CBL	AMD	MOS
1	Bandarban RWH	213,000	31,105	6.8	77,760	21,472	3.6	600	98	6.1	7,000	3,635	1.9	573	140	4.1
2	Bhola RWH	15,000	154,458	0.1	410,400	105,192	3.9	1,700	409	4.2	220,000	43,525	5.1	2,792	777	3.6
3	Bogra RWH	12,401,000	620,092	20.0	7,274,880	441,246	16.5	898	937	1.0	149,000	38,940	3.8	432	2,606	0.2
4	Chittagong RWH	17,005,600	601,977	28.2	7,824,960	395,623	19.8	4,200	1,835	2.3	135,200	63,809	2.1	7,159	2,608	2.7
5	Comilla RWH	354,000	844,990	0.4	201,600	435,730	0.5	2,050	1,625	1.3	78,000	82,411	0.9	4,618	1,790	2.6
6	Dhaka CWH	11,892,000	2,023,210	5.9	26,177,280	973,202	26.9	316,600	3,385	93.5	6,181,200	127,852	48.3	4,414	4,139	1.1
7	Dinajpur RWH	864,000	236,016	3.7	604,800	364,858	1.7	2,600	700	3.7	116,000	44,874	2.6	1,572	2,517	0.6
8	Faridpur RWH	342,000	712,053	0.5	334,080	497,569	0.7	4,950	1,391	3.6	134,000	53,542	2.5	2,000	2,580	0.8
9	Jamalpur RWH	54,000	451,917	0.1	921,600	292,779	3.1	2,450	628	3.9	179,100	39,231	4.6	1,324	1,495	0.9
10	Jessore RWH	1,929,000	550,641	3.5	717,120	367,770	1.9	2,411	962	2.5	133,600	55,146	2.4	1,856	1,660	1.1
11	Khulna RWH	26,029,600	782,343	33.3	3,732,480	491,850	7.6	6,400	1,127	5.7	201,800	51,878	3.9	5,080	1,863	2.7
12	Kushtia RWH	406,000	385,393	1.1	1,520,640	200,224	7.6	646	350	1.8	67,100	39,745	1.7	1,174	815	1.4
13	Mymensingh RWH	1,254,000	901,745	1.4	1,219,680	896,068	1.4	3,100	1,260	2.5	200,000	59,572	3.4	5,648	3,027	1.9
14	Noakhali RWH	1,029,000	401,663	2.6	650,880	214,261	3.0	1,850	934	2.0	132,900	48,525	2.7	368	1,608	0.2
15	Pabna RWH	306,000	624,191	0.5	1,860,480	399,861	4.7	3,400	1,054	3.2	98,000	53,815	1.8	2,444	976	2.5
16	Patuakhali RWH	723,000	132,890	5.4	473,760	157,745	3.0	350	433	0.8	168,800	28,870	5.8	4,390	1,009	4.4
17	Rajshahi RWH	297,000	830,614	0.4	799,200	343,417	2.3	3,031	672	4.5	165,900	43,621	3.8	2,240	1,645	1.4
18	Rangamati RWH	120,000	63,155	1.9	108,000	39,132	2.8	600	109	5.5	13,500	3,493	3.9	304	221	1.4
19	Rangpur RWH	396,000	662,678	0.6	197,280	844,599	0.2	6,800	1,821	3.7	98,500	118,879	0.8	1,832	3,682	0.5
20	Sylhet RWH	942,000	815,510	1.2	502,560	448,090	1.1	2,800	929	3.0	163,000	52,864	3.1	2,390	1,689	1.4
21	Tangail RWH	132,000	464,601	0.3	954,720	329,718	2.9	1,400	603	2.3	150,000	30,568	4.9	784	1,056	0.7

6(b). Contraceptive Stock Status by Product at Upazila

SL	Warehouse Name	Upazila Name	Condom			Shukhi			IUD			Injectables			Implant		
			CBL	AMD	MOS	CBL	AMD	MOS	CBL	AMD	MOS	CBL	AMD	MOS	CBL	AMD	MOS
1	Bandarbon RWH	Alikadam	14,399	3,158	4.6	7,545	1,988	3.8	92	14	6.6	1,646	889	1.9	132	14	9.4
2	Bandarbon RWH	Bandarban Sadar	12,700	4,014	3.2	9,730	3,937	2.5	122	26	4.7	2,505	800	3.1	203	10	20.3
3	Bandarbon RWH	Lama	21,100	7,027	3.0	17,493	4,813	3.6	222	26	8.5	3,502	775	4.5	135	23	5.9
4	Bandarbon RWH	Naikhongchhari	22,800	6,418	3.6	18,525	5,284	3.5	123	10	12.3	3,222	720	4.5	91	12	7.6
5	Bandarbon RWH	Rowangchhari	12,800	2,324	5.5	10,185	1,854	5.5	183	4	45.8	2,331	181	12.9	76	10	7.6
6	Bandarbon RWH	Ruma	9,800	5,681	1.7	12,065	1,775	6.8	133	7	19.0	262	156	1.7	28	20	1.4
7	Bandarbon RWH	Thanchi	14,700	2,483	5.9	16,380	1,821	9.0	115	11	10.5	1,586	114	13.9	0	51	0.0
8	Bhola RWH	Bhola Sadar	38,400	17,500	2.2	30,015	13,707	2.2	238	84	2.8	13,340	6,178	2.2	0	308	0.0
9	Bhola RWH	Burhanuddin	16,800	6,828	2.5	19,935	9,640	2.1	114	28	4.1	5,322	2,317	2.3	0	82	0.0
10	Bhola RWH	Char Fasson	83,890	40,901	2.1	37,098	19,260	1.9	250	62	4.0	16,736	8,750	1.9	176	118	1.5
11	Bhola RWH	Daulat Khan	33,000	14,453	2.3	17,360	8,798	2.0	90	21	4.3	9,100	3,941	2.3	208	32	6.5
12	Bhola RWH	Hizla	21,600	9,883	2.2	14,362	6,673	2.2	64	25	2.6	5,274	2,296	2.3	50	16	3.1
13	Bhola RWH	Lalmohan	39,100	19,698	2.0	19,830	16,621	1.2	200	88	2.3	14,900	6,854	2.2	288	74	3.9
14	Bhola RWH	Manpura	11,300	4,838	2.3	6,318	2,985	2.1	72	8	9.0	4,785	2,014	2.4	72	32	2.3
15	Bhola RWH	Mehendiganj	28,700	20,015	1.4	22,050	13,769	1.6	35	42	0.8	10,122	5,558	1.8	0	49	0.0
16	Bhola RWH	Muladi	21,980	10,201	2.2	11,736	7,785	1.5	113	26	4.3	4,679	2,109	2.2	0	9	0.0
17	Bhola RWH	Tazumuddin	12,000	10,141	1.2	4,180	5,954	0.7	15	25	0.6	3,200	3,508	0.9	0	57	0.0
18	Bogra RWH	Adamdighi	50,600	15,482	3.3	29,235	9,233	3.2	78	26	3.0	2,150	539	4.0	0	41	0.0
19	Bogra RWH	Akkelpur	31,700	6,002	5.3	23,635	6,971	3.4	50	18	2.8	964	582	1.7	0	83	0.0
20	Bogra RWH	Atrai	67,400	17,365	3.9	41,465	14,731	2.8	188	17	11.1	2,702	569	4.7	144	19	7.6
21	Bogra RWH	Badalgachhi	64,600	16,469	3.9	31,310	14,975	2.1	147	27	5.4	1,339	2,322	0.6	144	35	4.1
22	Bogra RWH	Bogra Sadar	12,800	79,125	0.2	0	19,508	0.0	163	117	1.4	1,541	3,103	0.5	317	303	1.0
23	Bogra RWH	Dhamoirhat	20,484	12,803	1.6	389,663	10,339	37.7	259	17	15.2	4,256	1,326	3.2	64	36	1.8
24	Bogra RWH	Dhunat	62,100	27,918	2.2	42,385	21,117	2.0	110	32	3.4	120	2,408	0.0	0	117	0.0
25	Bogra RWH	Dhupchanchia	431,300	8,984	48.0	28,350	9,214	3.1	53	14	3.8	367	877	0.4	0	112	0.0

SL	Warehouse Name	Upazila Name	Condom			Shukhi			IUD			Injectables			Implant		
			CBL	AMD	MOS	CBL	AMD	MOS	CBL	AMD	MOS	CBL	AMD	MOS	CBL	AMD	MOS
26	Bogra RWH	Gabtali	0	42,869	0.0	23,295	18,903	1.2	71	11	6.5	4	2,931	0.0	0	103	0.0
27	Bogra RWH	Ghoraghat	57,700	6,296	9.2	28,440	7,926	3.6	90	25	3.6	2,027	484	4.2	0	43	0.0
28	Bogra RWH	Hakimpur	45,900	8,384	5.5	42,594	5,349	8.0	93	10	9.3	1,828	458	4.0	136	31	4.4
29	Bogra RWH	Joypurhat Sadar	49,800	27,615	1.8	42,240	16,735	2.5	295	73	4.0	4,625	1,828	2.5	0	109	0.0
30	Bogra RWH	Kahaloo	23,700	17,292	1.4	13,260	13,078	1.0	71	30	2.4	1,000	886	1.1	144	108	1.3
31	Bogra RWH	Kalai	53,200	9,065	5.9	322,665	9,267	34.8	61	13	4.7	1,333	610	2.2	0	48	0.0
32	Bogra RWH	Khetlal	20,900	7,834	2.7	13,845	5,337	2.6	53	11	4.8	575	317	1.8	0	41	0.0
33	Bogra RWH	Mahadebpur	47,100	17,127	2.8	54,540	20,380	2.7	40	37	1.1	1,535	1,236	1.2	0	76	0.0
34	Bogra RWH	Manda	84,500	20,117	4.2	90,000	34,147	2.6	245	105	2.3	4,500	2,140	2.1	144	98	1.5
35	Bogra RWH	Nandigram	23,800	12,016	2.0	27,750	15,558	1.8	43	15	2.9	659	426	1.5	0	55	0.0
36	Bogra RWH	Naogaon Sadar	45,400	36,443	1.2	34,575	23,762	1.5	139	49	2.8	69	1,957	0.0	0	113	0.0
37	Bogra RWH	Niamatpur	34,400	13,573	2.5	55,415	14,787	3.7	147	24	6.1	2,532	979	2.6	0	76	0.0
38	Bogra RWH	Panchbibi	65,500	15,318	4.3	36,075	9,493	3.8	111	24	4.6	3,309	573	5.8	91	107	0.9
39	Bogra RWH	Patnitala	70,800	10,185	7.0	324,795	9,588	33.9	39	23	1.7	867	526	1.6	0	90	0.0
40	Bogra RWH	Porsha	43,000	12,429	3.5	36,840	11,705	3.1	96	11	8.7	2,189	525	4.2	0	36	0.0
41	Bogra RWH	Raninagar	35,200	16,356	2.2	32,265	12,565	2.6	100	17	5.9	2,403	665	3.6	144	58	2.5
42	Bogra RWH	Sapahar	45,800	9,918	4.6	40,605	11,748	3.5	64	4	16.0	3,342	901	3.7	0	60	0.0
43	Bogra RWH	Sariakandi	27,900	15,788	1.8	24,615	10,129	2.4	14	43	0.3	220	1,553	0.1	0	138	0.0
44	Bogra RWH	Shajahanpur	32,400	52,731	0.6	28,995	18,980	1.5	44	29	1.5	201	1,377	0.1	0	94	0.0
45	Bogra RWH	Sherpur	39,300	32,770	1.2	89,371	21,626	4.1	74	37	2.0	1,121	1,836	0.6	0	157	0.0
46	Bogra RWH	Shibganj	8,600	31,013	0.3	25,350	25,504	1.0	70	27	2.6	800	3,742	0.2	0	104	0.0
47	Bogra RWH	Sonatola	1,800	20,805	0.1	660	18,591	0.0	200	51	3.9	30	1,264	0.0	0	115	0.0
48	Chittagong RWH	Anowara	46,500	16,336	2.8	37,530	14,423	2.6	156	44	3.5	1,962	1,036	1.9	100	51	2.0
49	Chittagong RWH	Banshkhali	64,000	26,109	2.5	49,195	18,483	2.7	153	29	5.3	5,019	2,587	1.9	0	89	0.0
50	Chittagong RWH	Boalkhali	30,600	8,971	3.4	38,874	11,603	3.4	88	37	2.4	1,413	623	2.3	350	47	7.4

SL	Warehouse Name	Upazila Name	Condom			Shukhi			IUD			Injectables			Implant		
			CBL	AMD	MOS	CBL	AMD	MOS	CBL	AMD	MOS	CBL	AMD	MOS	CBL	AMD	MOS
51	Chittagong RWH	Chakaria	78,100	21,013	3.7	63,675	17,825	3.6	211	78	2.7	9,604	4,267	2.3	274	173	1.6
52	Chittagong RWH	Chandanaish	46,000	14,085	3.3	46,440	12,516	3.7	143	52	2.8	1,919	960	2.0	220	60	3.7
53	Chittagong RWH	Cox's Bazar Sadar	74,000	27,778	2.7	51,405	17,582	2.9	154	88	1.8	8,311	3,649	2.3	30	104	0.3
54	Chittagong RWH	Dighinala	31,000	11,496	2.7	14,700	8,539	1.7	52	15	3.5	2,485	1,120	2.2	100	17	5.9
55	Chittagong RWH	Double Mooring	133,000	76,793	1.7	38,370	18,138	2.1	308	157	2.0	11,169	5,828	1.9	562	291	1.9
56	Chittagong RWH	Fatikchhari	85,900	34,335	2.5	131,750	21,070	6.3	181	59	3.1	6,549	3,064	2.1	0	151	0.0
57	Chittagong RWH	Hathazari	93,300	38,229	2.4	47,265	18,984	2.5	163	47	3.5	3,032	1,478	2.1	0	66	0.0
58	Chittagong RWH	Khagrachhari Sadar	20,100	8,778	2.3	8,250	6,932	1.2	250	70	3.6	2,394	949	2.5	50	25	2.0
59	Chittagong RWH	Kutubdia	23,000	4,682	4.9	21,585	5,225	4.1	113	13	8.7	4,905	1,526	3.2	0	54	0.0
60	Chittagong RWH	Lakshmichhari	13,100	2,034	6.4	14,175	2,735	5.2	90	13	6.9	713	107	6.7	55	7	7.9
61	Chittagong RWH	Lohagara	111,600	10,652	10.5	38,910	10,435	3.7	81	25	3.2	3,535	1,636	2.2	0	49	0.0
62	Chittagong RWH	Mahalchhari	15,300	4,226	3.6	11,520	3,878	3.0	48	6	8.0	1,156	416	2.8	0	5	0.0
63	Chittagong RWH	Maheshkhali	27,600	8,810	3.1	41,760	19,493	2.1	252	90	2.8	5,749	2,881	2.0	0	112	0.0
64	Chittagong RWH	Manikchhari	14,100	1,914	7.4	15,195	2,028	7.5	50	3	16.7	1,156	531	2.2	10	10	1.0
65	Chittagong RWH	Matiranga	29,000	10,023	2.9	30,750	7,765	4.0	55	19	2.9	2,450	1,136	2.2	125	42	3.0
66	Chittagong RWH	Mirsharai	52,399	17,422	3.0	49,530	16,301	3.0	223	70	3.2	6,291	2,710	2.3	100	101	1.0
67	Chittagong RWH	Panchhari	14,600	4,485	3.3	20,280	5,753	3.5	45	4	11.3	1,000	359	2.8	50	15	3.3
68	Chittagong RWH	Panchlaish	151,000	56,926	2.7	40,520	11,970	3.4	553	321	1.7	8,553	4,324	2.0	360	204	1.8
69	Chittagong RWH	Patiya	64,800	26,945	2.4	54,630	22,715	2.4	315	131	2.4	5,050	2,496	2.0	80	162	0.5
70	Chittagong RWH	Pekua	32,500	4,690	6.9	15,585	6,376	2.4	63	10	6.3	3,624	1,784	2.0	50	104	0.5
71	Chittagong RWH	Ramgarh	15,850	4,253	3.7	13,959	3,960	3.5	53	4	13.3	837	283	3.0	28	9	3.1
72	Chittagong RWH	Ramu	41,400	14,228	2.9	43,305	13,199	3.3	110	27	4.1	7,220	3,638	2.0	100	105	1.0
73	Chittagong RWH	Rangunia	51,000	30,758	1.7	27,255	15,123	1.8	142	59	2.4	2,043	1,891	1.1	0	86	0.0
74	Chittagong RWH	Raozan	76,200	32,647	2.3	44,550	16,778	2.7	188	91	2.1	3,052	1,479	2.1	0	57	0.0
75	Chittagong RWH	Sandwip	68,766	10,886	6.3	44,865	13,116	3.4	354	59	6.0	3,624	2,194	1.7	106	60	1.8

SL	Warehouse Name	Upazila Name	Condom			Shukhi			IUD			Injectables			Implant		
			CBL	AMD	MOS	CBL	AMD	MOS	CBL	AMD	MOS	CBL	AMD	MOS	CBL	AMD	MOS
76	Chittagong RWH	Satkania	51,300	12,768	4.0	33,313	12,181	2.7	174	62	2.8	2,840	1,367	2.1	100	74	1.4
77	Chittagong RWH	Sitakunda	104,300	30,187	3.5	53,345	17,154	3.1	176	86	2.0	4,387	2,132	2.1	2	94	0.0
78	Chittagong RWH	Teknaf	67,010	23,369	2.9	51,120	17,289	3.0	188	53	3.5	10,700	4,337	2.5	764	63	12.1
79	Chittagong RWH	Ukhia	20,800	6,149	3.4	25,200	6,054	4.2	85	13	6.5	2,425	1,021	2.4	300	121	2.5
80	Comilla RWH	Akhaura	107,900	11,106	9.7	50,940	6,555	7.8	219	17	12.9	2,377	953	2.5	110	32	3.4
81	Comilla RWH	Ashuganj	50,200	15,456	3.2	30,795	6,743	4.6	62	36	1.7	2,337	1,167	2.0	186	41	4.5
82	Comilla RWH	Banchhampur	230,800	24,091	9.6	111,885	10,573	10.6	201	57	3.5	5,860	2,996	2.0	100	72	1.4
83	Comilla RWH	Barura	134,200	36,984	3.6	222,623	22,459	9.9	132	48	2.8	2,775	3,539	0.8	0	46	0.0
84	Comilla RWH	Bijoyagar	176,500	20,876	8.5	31,575	10,785	2.9	100	15	6.7	3,587	2,055	1.7	100	28	3.6
85	Comilla RWH	Brahman Para	89,300	11,328	7.9	33,735	9,339	3.6	109	25	4.4	2,763	951	2.9	50	32	1.6
86	Comilla RWH	Brahmanbaria Sadar	159,400	58,083	2.7	46,290	16,225	2.9	311	81	3.8	4,105	3,468	1.2	50	123	0.4
87	Comilla RWH	Burichang	277,400	38,723	7.2	84,915	18,349	4.6	256	80	3.2	10,139	2,253	4.5	200	106	1.9
88	Comilla RWH	Chandina	384,189	28,384	13.5	142,250	15,356	9.3	195	50	3.9	6,887	2,965	2.3	498	25	19.9
89	Comilla RWH	Chandpur Sadar	102,400	18,717	5.5	64,050	16,083	4.0	212	78	2.7	6,159	2,944	2.1	200	98	2.0
90	Comilla RWH	Chauddagam	223,700	22,413	10.0	142,155	21,561	6.6	418	69	6.1	11,511	4,503	2.6	328	62	5.3
91	Comilla RWH	Comilla Adarsha Sadar	366,600	59,513	6.2	61,710	19,199	3.2	210	152	1.4	9,978	3,894	2.6	227	117	1.9
92	Comilla RWH	Comilla Sadar Dakshin	186,000	25,966	7.2	35,050	20,041	1.7	201	50	4.0	5,326	3,114	1.7	190	40	4.8
93	Comilla RWH	Daudkandi	239,400	29,771	8.0	110,975	16,306	6.8	430	98	4.4	6,343	2,839	2.2	100	32	3.1
94	Comilla RWH	Debidwar	282,800	23,679	11.9	61,080	21,339	2.9	222	156	1.4	3,771	3,535	1.1	300	30	10.0
95	Comilla RWH	Faridganj	226,300	21,039	10.8	81,930	13,292	6.2	368	39	9.4	7,028	3,215	2.2	200	77	2.6
96	Comilla RWH	Haim Char	23,700	3,344	7.1	10,740	4,853	2.2	114	10	11.4	2,616	789	3.3	70	16	4.4
97	Comilla RWH	Hajiganj	137,100	12,948	10.6	98,805	10,746	9.2	454	32	14.2	6,862	2,445	2.8	400	61	6.6
98	Comilla RWH	Homna	140,100	28,360	4.9	81,600	8,356	9.8	67	30	2.2	3,653	1,665	2.2	50	13	3.8
99	Comilla RWH	Kachua	276,000	23,008	12.0	85,020	14,581	5.8	251	49	5.1	1,672	4,159	0.4	0	54	0.0
100	Comilla RWH	Kasba	288,600	43,049	6.7	130,905	17,535	7.5	282	36	7.8	4,368	1,386	3.2	100	53	1.9

SL	Warehouse Name	Upazila Name	Condom			Shukhi			IUD			Injectables			Implant		
			CBL	AMD	MOS	CBL	AMD	MOS	CBL	AMD	MOS	CBL	AMD	MOS	CBL	AMD	MOS
101	Comilla RWH	Laksam	107,549	17,911	6.0	48,077	8,970	5.4	194	57	3.4	4,615	1,976	2.3	200	28	7.1
102	Comilla RWH	Manoharganj	175,800	14,718	11.9	47,355	8,716	5.4	220	25	8.8	3,950	1,420	2.8	100	62	1.6
103	Comilla RWH	Matlab Dakshin	245,200	16,388	15.0	48,207	8,494	5.7	635	21	30.2	9,457	2,692	3.5	618	51	12.1
104	Comilla RWH	Matlab Uttar	131,900	20,101	6.6	66,975	13,843	4.8	339	32	10.6	8,983	2,046	4.4	292	68	4.3
105	Comilla RWH	Meghna	121,800	6,193	19.7	31,105	4,472	7.0	86	6	14.3	4,311	1,004	4.3	20	9	2.2
106	Comilla RWH	Muradnagar	515,800	60,289	8.6	81,525	26,573	3.1	364	101	3.6	20,092	5,170	3.9	100	138	0.7
107	Comilla RWH	Nabinagar	511,000	54,366	9.4	92,835	16,720	5.6	412	39	10.6	15,212	3,194	4.8	400	47	8.5
108	Comilla RWH	Nangalkot	166,200	32,129	5.2	43,215	11,374	3.8	301	46	6.5	24,022	2,797	8.6	100	78	1.3
109	Comilla RWH	Nasirnagar	191,700	20,983	9.1	69,510	13,198	5.3	145	23	6.3	4,236	1,548	2.7	64	35	1.8
110	Comilla RWH	Sarail	304,800	28,432	10.7	114,375	11,282	10.1	180	35	5.1	4,990	2,020	2.5	100	72	1.4
111	Comilla RWH	Shahrasti	79,700	4,482	17.8	25,785	7,376	3.5	195	17	11.5	3,614	2,500	1.4	50	31	1.6
112	Comilla RWH	Titas	124,300	12,160	10.2	79,408	4,436	17.9	111	15	7.4	6,550	1,209	5.4	50	13	3.8
113	Dhaka CWH	Araihazar	63,000	15,161	4.2	53,291	22,589	2.4	345	98	3.5	6,815	3,100	2.2	0	111	0.0
114	Dhaka CWH	Bandar	106,900	54,856	1.9	42,920	19,019	2.3	117	74	1.6	3,964	2,321	1.7	0	62	0.0
115	Dhaka CWH	Belabo	31,400	15,136	2.1	26,070	12,352	2.1	29	23	1.3	3,074	1,564	2.0	200	54	3.7
116	Dhaka CWH	Daulatpur	33,800	13,083	2.6	26,460	12,187	2.2	64	17	3.8	3,472	1,164	3.0	172	40	4.3
117	Dhaka CWH	Dhamrai	52,800	34,208	1.5	62,703	27,542	2.3	251	115	2.2	3,815	1,951	2.0	0	116	0.0
118	Dhaka CWH	Dohar	12,752	16,778	0.8	5,133	8,630	0.6	241	18	13.4	333	786	0.4	0	53	0.0
119	Dhaka CWH	Gazaria	46,100	9,006	5.1	24,175	7,423	3.3	184	13	14.2	1,506	724	2.1	140	19	7.4
120	Dhaka CWH	Gazipur Sadar	159,300	98,024	1.6	53,085	41,705	1.3	256	126	2.0	6,968	3,779	1.8	300	183	1.6
121	Dhaka CWH	Ghior	55,000	24,547	2.2	130,660	10,828	12.1	48	27	1.8	4,052	1,132	3.6	216	63	3.4
122	Dhaka CWH	Harirampur	49,800	15,349	3.2	29,580	6,352	4.7	84	19	4.4	1,523	789	1.9	208	50	4.2
123	Dhaka CWH	Kaliakair	54,700	22,680	2.4	43,980	20,629	2.1	92	26	3.5	1,710	736	2.3	300	39	7.7
124	Dhaka CWH	Kaliganj	72,200	43,913	1.6	37,710	19,837	1.9	98	53	1.8	2,784	1,319	2.1	200	32	6.3
125	Dhaka CWH	Kapasia	61,400	26,401	2.3	63,050	19,172	3.3	160	42	3.8	2,226	1,100	2.0	0	83	0.0

SL	Warehouse Name	Upazila Name	Condom			Shukhi			IUD			Injectables			Implant		
			CBL	AMD	MOS	CBL	AMD	MOS	CBL	AMD	MOS	CBL	AMD	MOS	CBL	AMD	MOS
126	Dhaka CWH	Keraniganj	117,258	55,109	2.1	51,559	32,628	1.6	175	148	1.2	4,905	4,710	1.0	500	187	2.7
127	Dhaka CWH	Lohajang	53,200	22,241	2.4	24,765	10,874	2.3	89	23	3.9	1,985	997	2.0	200	63	3.2
128	Dhaka CWH	Manikganj Sadar	107,400	45,906	2.3	37,695	17,588	2.1	152	49	3.1	5,135	2,433	2.1	200	113	1.8
129	Dhaka CWH	Manohardi	82,700	29,822	2.8	416,398	15,576	26.7	243	89	2.7	5,217	2,648	2.0	300	27	11.1
130	Dhaka CWH	Mirpur	429,600	255,612	1.7	59,595	55,896	1.1	1,057	630	1.7	29,704	14,577	2.0	415	488	0.9
131	Dhaka CWH	Munshiganj Sadar	93,300	35,261	2.6	53,550	19,710	2.7	165	39	4.2	4,251	1,841	2.3	300	100	3.0
132	Dhaka CWH	Narayanganj Sadar	286,100	155,128	1.8	123,300	60,355	2.0	384	185	2.1	20,387	10,944	1.9	300	258	1.2
133	Dhaka CWH	Narsingdi Sadar	98,635	99,375	1.0	451,679	66,868	6.8	59	137	0.4	17,665	10,665	1.7	1,246	195	6.4
134	Dhaka CWH	Nawabganj	43,100	22,628	1.9	25,605	14,336	1.8	0	54	0.0	1,697	933	1.8	360	77	4.7
135	Dhaka CWH	Palash	26,300	10,935	2.4	23,730	12,785	1.9	80	34	2.4	2,835	1,386	2.0	0	41	0.0
136	Dhaka CWH	Roypura	172,800	70,964	2.4	53,445	23,737	2.3	631	87	7.3	11,248	5,189	2.2	859	33	26.0
137	Dhaka CWH	Rupganj	804,477	43,153	18.6	71,200	35,207	2.0	200	77	2.6	7,128	3,762	1.9	0	108	0.0
138	Dhaka CWH	Saturia	25,100	9,886	2.5	24,060	8,962	2.7	56	27	2.1	1,494	875	1.7	200	37	5.4
139	Dhaka CWH	Savar	130,800	91,599	1.4	364,260	39,746	9.2	247	107	2.3	6,117	3,709	1.6	0	106	0.0
140	Dhaka CWH	Serajdikhan	70,900	28,694	2.5	42,970	21,116	2.0	87	50	1.7	3,703	1,768	2.1	600	58	10.3
141	Dhaka CWH	Shibalaya	40,736	17,307	2.4	65,328	9,131	7.2	55	23	2.4	3,052	1,626	1.9	264	49	5.4
142	Dhaka CWH	Shibpur	61,700	29,867	2.1	50,514	19,407	2.6	149	67	2.2	7,595	2,732	2.8	72	98	0.7
143	Dhaka CWH	Singair	74,800	31,558	2.4	49,750	16,142	3.1	61	32	1.9	2,227	1,274	1.7	0	111	0.0
144	Dhaka CWH	Sonargaon	71,800	31,620	2.3	52,740	25,291	2.1	144	73	2.0	6,361	3,575	1.8	0	114	0.0
145	Dhaka CWH	Sreenagar	93,580	42,514	2.2	491,095	24,622	19.9	116	36	3.2	3,323	1,648	2.0	600	47	12.8
146	Dhaka CWH	Sreepur	788,900	53,827	14.7	262,377	33,686	7.8	202	72	2.8	5,080	2,840	1.8	0	134	0.0
147	Dhaka CWH	Tejgaon	10,900	363,756	0.0	508,410	153,292	3.3	1,385	562	2.5	49,445	24,536	2.0	680	560	1.2
148	Dhaka CWH	Tongi	142,900	71,773	2.0	36,360	18,289	2.0	200	117	1.7	3,955	2,191	1.8	392	180	2.2
149	Dhaka CWH	Tongibari	41,500	15,533	2.7	44,340	9,693	4.6	109	16	6.8	1,217	528	2.3	300	50	6.0
150	Dinajpur RWH	Atwari	21,400	7,847	2.7	39,782	12,475	3.2	93	20	4.7	2,641	1,300	2.0	200	35	5.7

SL	Warehouse Name	Upazila Name	Condom			Shukhi			IUD			Injectables			Implant		
			CBL	AMD	MOS	CBL	AMD	MOS	CBL	AMD	MOS	CBL	AMD	MOS	CBL	AMD	MOS
151	Dinajpur RWH	Baliadangi	13,200	4,992	2.6	45,630	11,692	3.9	124	12	10.3	6,063	2,976	2.0	0	19	0.0
152	Dinajpur RWH	Biral	19,600	10,559	1.9	48,600	16,867	2.9	77	22	3.5	2,992	1,496	2.0	0	140	0.0
153	Dinajpur RWH	Birampur	20,300	7,210	2.8	49,665	6,741	7.4	104	25	4.2	2,553	427	6.0	150	49	3.1
154	Dinajpur RWH	Birganj	23,200	10,661	2.2	48,525	25,325	1.9	190	50	3.8	4,679	1,942	2.4	0	283	0.0
155	Dinajpur RWH	Bochaganj	12,700	6,719	1.9	33,447	13,441	2.5	87	29	3.0	2,705	916	3.0	0	129	0.0
156	Dinajpur RWH	Boda	19,800	9,088	2.2	50,115	21,132	2.4	90	25	3.6	5,579	2,625	2.1	0	159	0.0
157	Dinajpur RWH	Chirirbandar	23,100	7,061	3.3	51,195	16,859	3.0	59	23	2.6	3,674	1,432	2.6	0	113	0.0
158	Dinajpur RWH	Debiganj	28,400	14,697	1.9	58,125	29,476	2.0	156	38	4.1	8,192	3,864	2.1	0	123	0.0
159	Dinajpur RWH	Dinajpur Sadar	63,900	42,678	1.5	48,060	27,580	1.7	170	56	3.0	7,455	5,343	1.4	0	338	0.0
160	Dinajpur RWH	Fulbari	16,900	6,232	2.7	51,060	9,144	5.6	81	34	2.4	2,072	322	6.4	160	61	2.6
161	Dinajpur RWH	Haripur	14,200	5,382	2.6	23,280	10,250	2.3	75	13	5.8	3,131	1,521	2.1	0	34	0.0
162	Dinajpur RWH	Kaharole	11,300	4,292	2.6	38,139	9,394	4.1	98	18	5.4	2,750	910	3.0	0	108	0.0
163	Dinajpur RWH	Khansama	17,000	6,115	2.8	29,595	14,799	2.0	53	20	2.7	3,726	1,323	2.8	50	165	0.3
164	Dinajpur RWH	Nawabganj	24,500	11,023	2.2	36,810	15,834	2.3	87	22	4.0	3,829	1,655	2.3	100	104	1.0
165	Dinajpur RWH	Panchagarh Sadar	18,300	13,279	1.4	48,915	19,544	2.5	140	37	3.8	5,919	2,881	2.1	0	130	0.0
166	Dinajpur RWH	Parbatipur	62,400	25,461	2.5	64,013	27,183	2.4	404	117	3.5	6,790	3,277	2.1	128	121	1.1
167	Dinajpur RWH	Pirganj	21,100	7,351	2.9	26,370	14,742	1.8	84	19	4.4	4,837	2,069	2.3	200	102	2.0
168	Dinajpur RWH	Ranisankail	16,300	5,679	2.9	26,265	16,093	1.6	69	12	5.8	4,021	1,711	2.4	0	83	0.0
169	Dinajpur RWH	Tentulia	10,300	7,944	1.3	23,127	11,095	2.1	80	25	3.2	2,072	623	3.3	100	46	2.2
170	Dinajpur RWH	Thakurgaon Sadar	45,400	21,746	2.1	69,435	35,192	2.0	89	83	1.1	12,782	6,261	2.0	1,000	175	5.7
171	Faridpur RWH	Agailjhara	18,010	10,101	1.8	20,887	10,077	2.1	199	11	18.1	2,619	682	3.8	0	62	0.0
172	Faridpur RWH	Alfadanga	46,420	20,840	2.2	16,509	6,751	2.4	238	17	14.0	1,950	769	2.5	0	49	0.0
173	Faridpur RWH	Babuganj	12,800	5,452	2.3	17,775	7,374	2.4	108	38	2.8	2,257	744	3.0	0	68	0.0
174	Faridpur RWH	Baliakandi	62,200	27,841	2.2	37,875	15,321	2.5	142	41	3.5	3,885	1,478	2.6	0	102	0.0
175	Faridpur RWH	Banari Para	16,400	6,398	2.6	19,277	8,723	2.2	95	24	4.0	2,629	680	3.9	0	53	0.0

SL	Warehouse Name	Upazila Name	Condom			Shukhi			IUD			Injectables			Implant		
			CBL	AMD	MOS	CBL	AMD	MOS	CBL	AMD	MOS	CBL	AMD	MOS	CBL	AMD	MOS
176	Faridpur RWH	Barisal Sadar (kotwali)	56,600	29,231	1.9	34,900	17,774	2.0	60	56	1.1	6,635	3,228	2.1	29	126	0.2
177	Faridpur RWH	Bhanga	59,800	23,652	2.5	34,540	15,638	2.2	198	46	4.3	5,479	889	6.2	0	35	0.0
178	Faridpur RWH	Bhedarganj	32,000	14,141	2.3	23,115	10,106	2.3	82	43	1.9	4,247	2,054	2.1	0	37	0.0
179	Faridpur RWH	Boalmari	71,700	31,389	2.3	28,225	15,989	1.8	132	26	5.1	3,096	1,623	1.9	0	72	0.0
180	Faridpur RWH	Char Bhadrasan	17,000	7,466	2.3	7,029	2,907	2.4	100	12	8.3	856	277	3.1	0	14	0.0
181	Faridpur RWH	Damudya	19,700	9,185	2.1	19,855	5,218	3.8	62	22	2.8	1,267	629	2.0	0	16	0.0
182	Faridpur RWH	Faridpur Sadar	111,900	51,743	2.2	45,290	21,357	2.1	207	45	4.6	7,263	3,559	2.0	0	126	0.0
183	Faridpur RWH	Gaurnadi	29,732	9,733	3.1	31,853	10,253	3.1	100	23	4.3	2,399	1,204	2.0	156	43	3.6
184	Faridpur RWH	Goalanda	68,500	29,607	2.3	14,715	6,863	2.1	170	11	15.5	4,077	1,733	2.4	0	78	0.0
185	Faridpur RWH	Gopalganj Sadar	83,436	34,537	2.4	40,222	17,618	2.3	163	69	2.4	6,712	1,169	5.7	216	60	3.6
186	Faridpur RWH	Gosairhat	35,000	14,271	2.5	23,390	9,974	2.3	134	88	1.5	2,731	1,090	2.5	64	31	2.1
187	Faridpur RWH	Jhalokati Sadar	22,600	10,769	2.1	19,755	10,008	2.0	72	27	2.7	2,259	974	2.3	0	109	0.0
188	Faridpur RWH	Kalkini	109,500	13,430	8.2	34,785	14,516	2.4	295	26	11.3	3,560	1,535	2.3	144	97	1.5
189	Faridpur RWH	Kashiani	59,700	31,589	1.9	37,220	18,077	2.1	150	26	5.8	4,293	1,442	3.0	0	36	0.0
190	Faridpur RWH	Kotalipara	45,400	10,310	4.4	25,395	16,081	1.6	89	14	6.4	2,243	763	2.9	50	70	0.7
191	Faridpur RWH	Madaripur Sadar	82,900	22,486	3.7	48,510	23,389	2.1	326	110	3.0	9,166	4,591	2.0	72	128	0.6
192	Faridpur RWH	Madhukhali	41,400	16,719	2.5	44,280	17,637	2.5	156	33	4.7	4,248	1,676	2.5	0	79	0.0
193	Faridpur RWH	Muksudpur	82,700	37,534	2.2	69,772	30,239	2.3	126	46	2.7	4,767	2,404	2.0	72	85	0.8
194	Faridpur RWH	Nagarkanda	44,000	17,590	2.5	34,180	12,593	2.7	127	34	3.7	1,418	688	2.1	0	52	0.0
195	Faridpur RWH	Naria	42,900	10,212	4.2	34,025	12,510	2.7	158	32	4.9	4,149	1,077	3.9	0	29	0.0
196	Faridpur RWH	Nesarabad (swarupkati)	16,900	10,648	1.6	22,620	12,971	1.7	128	28	4.6	2,073	1,068	1.9	0	42	0.0
197	Faridpur RWH	Pangsha	80,100	37,644	2.1	55,175	26,466	2.1	126	53	2.4	5,925	2,660	2.2	0	167	0.0
198	Faridpur RWH	Rajbari Sadar	67,800	33,457	2.0	37,725	17,958	2.1	323	120	2.7	6,152	2,617	2.4	72	235	0.3
199	Faridpur RWH	Rajoir	81,400	16,238	5.0	23,760	16,407	1.4	320	26	12.3	3,960	1,598	2.5	0	37	0.0
200	Faridpur RWH	Sadarpur	37,600	14,022	2.7	44,096	8,309	5.3	128	17	7.5	2,284	821	2.8	72	61	1.2

SL	Warehouse Name	Upazila Name	Condom			Shukhi			IUD			Injectables			Implant		
			CBL	AMD	MOS	CBL	AMD	MOS	CBL	AMD	MOS	CBL	AMD	MOS	CBL	AMD	MOS
201	Faridpur RWH	Saltha	34,200	13,660	2.5	22,920	9,635	2.4	173	51	3.4	1,900	726	2.6	0	54	0.0
202	Faridpur RWH	Shariatpur Sadar	37,000	15,076	2.5	34,406	8,710	4.0	152	61	2.5	4,180	1,202	3.5	0	61	0.0
203	Faridpur RWH	Shib Char	144,000	24,913	5.8	42,480	21,353	2.0	100	39	2.6	6,800	2,866	2.4	0	87	0.0
204	Faridpur RWH	Tungipara	36,400	18,142	2.0	27,075	12,448	2.2	80	10	8.0	1,863	771	2.4	0	18	0.0
205	Faridpur RWH	Wazirpur	32,600	14,348	2.3	31,305	15,155	2.1	56	17	3.3	2,727	1,175	2.3	108	97	1.1
206	Faridpur RWH	Zanjira	43,800	17,679	2.5	30,765	11,164	2.8	192	49	3.9	3,113	1,080	2.9	0	64	0.0
207	Jamalpur RWH	Bakshiganj	31,800	17,009	1.9	26,640	13,469	2.0	130	56	2.3	2,120	918	2.3	310	103	3.0
208	Jamalpur RWH	Char Rajibpur	91,200	45,120	2.0	19,327	7,924	2.4	80	3	26.7	2,947	1,325	2.2	32	27	1.2
209	Jamalpur RWH	Dewanganj	60,300	29,681	2.0	34,695	17,558	2.0	94	44	2.1	7,530	3,617	2.1	172	143	1.2
210	Jamalpur RWH	Islampur	90,900	44,039	2.1	49,474	27,078	1.8	161	57	2.8	5,970	2,960	2.0	100	166	0.6
211	Jamalpur RWH	Jamalpur Sadar	115,500	57,426	2.0	88,738	44,463	2.0	238	120	2.0	10,369	5,771	1.8	432	228	1.9
212	Jamalpur RWH	Jhenaigati	55,000	14,096	3.9	40,980	17,127	2.4	63	18	3.5	2,634	1,358	1.9	64	35	1.8
213	Jamalpur RWH	Madarganj	86,900	23,097	3.8	56,805	17,279	3.3	180	60	3.0	2,750	1,292	2.1	292	107	2.7
214	Jamalpur RWH	Melandaha	117,800	29,284	4.0	185,040	23,040	8.0	160	52	3.1	5,600	2,886	1.9	400	91	4.4
215	Jamalpur RWH	Nakla	143,200	11,644	12.3	104,855	13,248	7.9	122	32	3.8	3,385	1,640	2.1	82	112	0.7
216	Jamalpur RWH	Nalitabari	44,000	24,818	1.8	41,235	19,869	2.1	121	20	6.1	3,141	1,788	1.8	300	79	3.8
217	Jamalpur RWH	Raumari	111,200	52,227	2.1	30,600	13,074	2.3	83	24	3.5	5,186	2,563	2.0	200	46	4.3
218	Jamalpur RWH	Sarishabari	137,400	32,960	4.2	95,655	22,508	4.2	151	53	2.8	4,780	1,837	2.6	0	140	0.0
219	Jamalpur RWH	Sherpur Sadar	66,300	49,769	1.3	69,690	36,877	1.9	297	83	3.6	19,150	9,225	2.1	364	140	2.6
220	Jamalpur RWH	Sreebardi	148,100	20,747	7.1	87,120	19,265	4.5	161	6	26.8	3,961	2,051	1.9	264	78	3.4
221	Jessore RWH	Abhaynagar	45,600	23,863	1.9	21,030	11,566	1.8	150	37	4.1	5,390	2,885	1.9	0	85	0.0
222	Jessore RWH	Bagher Para	53,700	32,917	1.6	28,855	14,901	1.9	124	68	1.8	3,800	2,035	1.9	0	102	0.0
223	Jessore RWH	Chaugachha	65,700	21,394	3.1	43,935	12,221	3.6	139	17	8.2	5,104	1,599	3.2	144	68	2.1
224	Jessore RWH	Harinakunda	22,400	8,540	2.6	33,400	14,803	2.3	111	21	5.3	2,300	1,070	2.1	200	72	2.8
225	Jessore RWH	Jessore Sadar	3,200	94,568	0.0	1,680	44,552	0.0	45	140	0.3	8,043	9,541	0.8	134	174	0.8

SL	Warehouse Name	Upazila Name	Condom			Shukhi			IUD			Injectables			Implant		
			CBL	AMD	MOS	CBL	AMD	MOS	CBL	AMD	MOS	CBL	AMD	MOS	CBL	AMD	MOS
226	Jessore RWH	Jhenaidah Sadar	82,000	35,635	2.3	60,990	26,512	2.3	282	101	2.8	6,265	3,604	1.7	312	152	2.1
227	Jessore RWH	Jhikargachha	47,500	20,630	2.3	19,545	12,566	1.6	125	37	3.4	800	2,771	0.3	10	56	0.2
228	Jessore RWH	Kalia	69,900	18,658	3.7	10,735	11,565	0.9	110	20	5.5	1,725	799	2.2	0	32	0.0
229	Jessore RWH	Kaliganj	18,300	23,624	0.8	15,855	18,087	0.9	180	16	11.3	1,171	1,478	0.8	72	28	2.6
230	Jessore RWH	Keshabpur	45,300	16,950	2.7	28,455	13,616	2.1	227	22	10.3	3,620	2,868	1.3	0	63	0.0
231	Jessore RWH	Kotchandpur	15,800	8,455	1.9	23,265	7,289	3.2	95	11	8.6	2,200	1,096	2.0	0	33	0.0
232	Jessore RWH	Lohagara	31,000	26,913	1.2	12,760	12,567	1.0	120	28	4.3	290	1,546	0.2	72	42	1.7
233	Jessore RWH	Magura Sadar	60,400	34,335	1.8	13,315	31,963	0.4	150	75	2.0	4,667	3,810	1.2	0	125	0.0
234	Jessore RWH	Maheshpur	92,400	26,265	3.5	38,210	16,161	2.4	10	59	0.2	7,300	3,436	2.1	144	66	2.2
235	Jessore RWH	Manirampur	62,200	33,750	1.8	50,565	24,048	2.1	215	136	1.6	12,185	6,174	2.0	208	82	2.5
236	Jessore RWH	Mohammadpur	23,800	6,107	3.9	18,300	10,484	1.7	192	15	12.8	1,141	930	1.2	90	85	1.1
237	Jessore RWH	Narail Sadar	32,600	33,440	1.0	15,610	21,395	0.7	326	39	8.4	9,812	2,240	4.4	0	75	0.0
238	Jessore RWH	Shailkupa	29,700	31,370	0.9	8,460	25,426	0.3	95	33	2.9	2,107	1,845	1.1	72	132	0.5
239	Jessore RWH	Shalikhha	21,360	6,500	3.3	11,463	8,637	1.3	115	18	6.4	563	693	0.8	0	44	0.0
240	Jessore RWH	Sharsha	67,900	35,109	1.9	37,455	18,757	2.0	131	50	2.6	7,063	3,830	1.8	328	71	4.6
241	Jessore RWH	Sreepur	35,300	11,618	3.0	11,610	10,654	1.1	76	19	4.0	2,449	896	2.7	0	73	0.0
242	Khulna RWH	Assasuni	44,500	19,233	2.3	56,625	22,810	2.5	111	13	8.5	3,450	1,524	2.3	144	60	2.4
243	Khulna RWH	Bagerhat Sadar	57,400	29,405	2.0	48,390	19,556	2.5	224	55	4.1	4,330	2,149	2.0	100	76	1.3
244	Khulna RWH	Batiaghata	49,000	17,411	2.8	44,910	13,284	3.4	143	19	7.5	1,750	993	1.8	0	51	0.0
245	Khulna RWH	Bhandaria	26,900	12,249	2.2	19,515	7,499	2.6	108	30	3.6	2,295	1,021	2.2	94	48	2.0
246	Khulna RWH	Chitalmari	27,700	19,901	1.4	27,155	10,690	2.5	139	9	15.4	2,460	1,314	1.9	0	48	0.0
247	Khulna RWH	Dacope	60,700	8,380	7.2	43,665	11,865	3.7	108	3	36.0	1,997	788	2.5	0	63	0.0
248	Khulna RWH	Daulatpur	240,900	66,441	3.6	57,900	18,299	3.2	210	52	4.0	10,400	5,547	1.9	0	151	0.0
249	Khulna RWH	Debhata	24,400	13,724	1.8	20,445	8,017	2.6	39	9	4.3	1,202	567	2.1	0	34	0.0
250	Khulna RWH	Dumuria	73,500	29,752	2.5	46,630	21,909	2.1	193	53	3.6	5,123	2,430	2.1	144	157	0.9

SL	Warehouse Name	Upazila Name	Condom			Shukhi			IUD			Injectables			Implant		
			CBL	AMD	MOS	CBL	AMD	MOS	CBL	AMD	MOS	CBL	AMD	MOS	CBL	AMD	MOS
251	Khulna RWH	Fakirhat	36,800	13,572	2.7	26,475	8,484	3.1	88	17	5.2	1,364	815	1.7	0	38	0.0
252	Khulna RWH	Kachua	30,600	15,885	1.9	17,985	7,999	2.2	97	15	6.5	1,453	748	1.9	72	27	2.7
253	Khulna RWH	Kalaroa	53,600	25,817	2.1	35,955	10,041	3.6	104	16	6.5	1,192	1,788	0.7	10	45	0.2
254	Khulna RWH	Kaliganj	236,300	25,221	9.4	44,850	20,456	2.2	80	19	4.2	3,160	1,463	2.2	72	42	1.7
255	Khulna RWH	Kanthalia	15,200	7,704	2.0	14,550	5,271	2.8	68	9	7.6	1,515	723	2.1	100	27	3.7
256	Khulna RWH	Kawkhali	10,400	4,445	2.3	8,060	3,882	2.1	60	22	2.7	1,265	359	3.5	0	30	0.0
257	Khulna RWH	Khulna Sadar	194,700	139,752	1.4	40,726	48,446	0.8	323	130	2.5	6,779	6,258	1.1	298	113	2.6
258	Khulna RWH	Koyra	49,500	13,955	3.5	40,485	19,017	2.1	49	13	3.8	1,572	572	2.7	0	49	0.0
259	Khulna RWH	Mathbaria	242,800	14,286	17.0	87,060	16,795	5.2	154	64	2.4	4,073	1,618	2.5	0	42	0.0
260	Khulna RWH	Mollahat	30,200	11,802	2.6	22,380	10,880	2.1	46	14	3.3	1,652	506	3.3	0	13	0.0
261	Khulna RWH	Mongla	40,600	24,718	1.6	25,365	12,148	2.1	131	39	3.4	3,351	1,689	2.0	72	27	2.7
262	Khulna RWH	Morrelganj	593,000	27,226	21.8	329,915	27,621	11.9	249	62	4.0	5,376	2,061	2.6	216	43	5.0
263	Khulna RWH	Nazirpur	28,200	13,825	2.0	30,915	11,708	2.6	70	22	3.2	2,980	1,226	2.4	208	29	7.2
264	Khulna RWH	Paikgachha	38,500	13,362	2.9	63,360	20,366	3.1	95	21	4.5	3,375	1,164	2.9	0	53	0.0
265	Khulna RWH	Phultala	37,700	19,543	1.9	18,960	7,237	2.6	89	51	1.7	2,380	1,045	2.3	0	53	0.0
266	Khulna RWH	Pirojpur Sadar	28,700	12,285	2.3	21,330	9,013	2.4	154	67	2.3	2,245	1,047	2.1	144	66	2.2
267	Khulna RWH	Rajapur	22,800	9,144	2.5	16,575	5,386	3.1	15	17	0.9	1,474	641	2.3	0	16	0.0
268	Khulna RWH	Rampal	122,000	16,524	7.4	61,495	10,924	5.6	95	25	3.8	2,056	583	3.5	0	30	0.0
269	Khulna RWH	Rupsa	40,800	12,892	3.2	28,920	8,638	3.3	165	58	2.8	1,579	605	2.6	0	112	0.0
270	Khulna RWH	Sarankhola	42,800	16,761	2.6	33,315	12,551	2.7	121	20	6.1	3,097	1,611	1.9	164	24	6.8
271	Khulna RWH	Satkhira Sadar	120,400	63,154	1.9	53,785	24,281	2.2	219	56	3.9	9,015	4,550	2.0	0	93	0.0
272	Khulna RWH	Shyamnagar	316,300	23,437	13.5	157,545	25,090	6.3	68	15	4.5	3,204	1,131	2.8	216	83	2.6
273	Khulna RWH	Tala	29,600	16,968	1.7	36,390	17,671	2.1	166	67	2.5	4,274	2,290	1.9	0	64	0.0
274	Khulna RWH	Terokhada	71,700	19,614	3.7	51,060	9,993	5.1	54	16	3.4	1,208	497	2.4	0	35	0.0
275	Khulna RWH	Zianagar	8,700	3,955	2.2	9,700	4,023	2.4	100	29	3.4	1,182	555	2.1	72	21	3.4

SL	Warehouse Name	Upazila Name	Condom			Shukhi			IUD			Injectables			Implant		
			CBL	AMD	MOS	CBL	AMD	MOS	CBL	AMD	MOS	CBL	AMD	MOS	CBL	AMD	MOS
276	Kushtia RWH	Alamdanga	36,500	20,814	1.8	34,920	18,524	1.9	60	34	1.8	5,550	3,250	1.7	272	108	2.5
277	Kushtia RWH	Bheramara	26,600	25,224	1.1	20,805	10,626	2.0	40	9	4.4	3,882	1,953	2.0	5	20	0.3
278	Kushtia RWH	Chuadanga Sadar	59,700	41,814	1.4	32,670	16,186	2.0	143	71	2.0	7,771	3,770	2.1	0	58	0.0
279	Kushtia RWH	Damurhuda	43,100	21,473	2.0	26,415	13,170	2.0	1	43	0.0	6,340	3,539	1.8	0	81	0.0
280	Kushtia RWH	Daulatpur	94,800	43,205	2.2	50,670	22,911	2.2	42	6	7.0	7,739	4,087	1.9	0	26	0.0
281	Kushtia RWH	Gangni	61,900	32,818	1.9	37,710	18,661	2.0	47	35	1.3	10,953	5,567	2.0	116	35	3.3
282	Kushtia RWH	Jiban Nagar	39,400	17,674	2.2	22,665	11,639	1.9	45	39	1.2	4,141	2,021	2.0	0	78	0.0
283	Kushtia RWH	Khoksa	40,700	18,021	2.3	18,175	8,461	2.1	14	5	2.8	1,200	544	2.2	0	38	0.0
284	Kushtia RWH	Kumarkhali	64,780	32,013	2.0	30,227	14,732	2.1	55	16	3.4	5,186	2,805	1.8	72	65	1.1
285	Kushtia RWH	Kushtia Sadar	108,000	58,310	1.9	64,065	30,490	2.1	147	55	2.7	9,901	5,247	1.9	80	212	0.4
286	Kushtia RWH	Meherpur Sadar	70,300	35,403	2.0	26,715	13,005	2.1	60	22	2.7	6,336	3,145	2.0	86	29	3.0
287	Kushtia RWH	Mirpur	57,800	29,212	2.0	34,170	18,030	1.9	44	13	3.4	4,431	2,492	1.8	144	38	3.8
288	Kushtia RWH	Mujib Nagar	22,800	9,412	2.4	8,040	3,789	2.1	29	2	14.5	2,714	1,325	2.0	0	27	0.0
289	Mymensingh RWH	Atpara	27,600	10,182	2.7	35,130	13,642	2.6	50	7	7.1	1,823	805	2.3	44	72	0.6
290	Mymensingh RWH	Austagram	33,000	15,766	2.1	17,937	10,868	1.7	74	24	3.1	2,891	1,217	2.4	64	34	1.9
291	Mymensingh RWH	Bajitpur	43,500	19,548	2.2	33,210	15,673	2.1	64	16	4.0	2,324	931	2.5	72	46	1.6
292	Mymensingh RWH	Barhatta	36,000	15,788	2.3	36,330	13,998	2.6	56	11	5.1	3,148	1,534	2.1	0	97	0.0
293	Mymensingh RWH	Bhairab	73,140	37,660	1.9	51,525	22,480	2.3	94	32	2.9	4,354	2,018	2.2	144	90	1.6
294	Mymensingh RWH	Bhaluka	48,400	34,088	1.4	74,295	35,026	2.1	205	91	2.3	3,727	1,974	1.9	100	175	0.6
295	Mymensingh RWH	Dharampasha	41,600	21,570	1.9	45,045	17,818	2.5	70	13	5.4	4,000	1,763	2.3	0	218	0.0
296	Mymensingh RWH	Dhobaura	52,500	23,730	2.2	46,275	16,780	2.8	55	12	4.6	2,850	1,475	1.9	20	11	1.8
297	Mymensingh RWH	Durgapur	51,200	21,800	2.3	31,744	19,287	1.6	54	24	2.3	4,743	2,376	2.0	222	77	2.9
298	Mymensingh RWH	Fulbaria	58,400	21,714	2.7	91,485	40,182	2.3	99	34	2.9	3,075	1,559	2.0	128	39	3.3
299	Mymensingh RWH	Gaffargaon	100,400	52,096	1.9	83,835	37,082	2.3	100	26	3.8	4,675	2,378	2.0	164	57	2.9
300	Mymensingh RWH	Gauripur	45,400	21,612	2.1	64,200	23,791	2.7	93	48	1.9	4,035	2,058	2.0	72	82	0.9

SL	Warehouse Name	Upazila Name	Condom			Shukhi			IUD			Injectables			Implant		
			CBL	AMD	MOS	CBL	AMD	MOS	CBL	AMD	MOS	CBL	AMD	MOS	CBL	AMD	MOS
301	Mymensingh RWH	Haluaghat	54,600	24,456	2.2	73,485	27,781	2.6	242	14	17.3	3,969	1,894	2.1	128	62	2.1
302	Mymensingh RWH	Hossainpur	39,800	17,431	2.3	41,520	19,108	2.2	111	33	3.4	3,415	1,493	2.3	72	69	1.0
303	Mymensingh RWH	Ishwarganj	36,000	18,796	1.9	92,485	42,184	2.2	74	18	4.1	3,622	1,767	2.0	236	47	5.0
304	Mymensingh RWH	Itna	39,500	17,462	2.3	36,360	17,112	2.1	98	15	6.5	1,591	705	2.3	0	27	0.0
305	Mymensingh RWH	Kalmakanda	73,400	32,961	2.2	43,145	26,930	1.6	46	7	6.6	3,735	1,656	2.3	3	53	0.1
306	Mymensingh RWH	Karimganj	42,500	19,208	2.2	54,800	20,777	2.6	121	38	3.2	2,874	1,288	2.2	200	111	1.8
307	Mymensingh RWH	Katiadi	72,797	35,708	2.0	45,938	19,894	2.3	158	44	3.6	4,416	2,241	2.0	0	74	0.0
308	Mymensingh RWH	Kendua	33,200	15,890	2.1	62,235	24,429	2.5	146	54	2.7	2,713	1,227	2.2	18	84	0.2
309	Mymensingh RWH	Khaliajuri	20,500	6,658	3.1	23,015	6,585	3.5	24	5	4.8	1,217	496	2.5	144	48	3.0
310	Mymensingh RWH	Kishoreganj Sadar	94,500	48,452	2.0	61,425	31,965	1.9	251	86	2.9	4,853	2,540	1.9	554	117	4.7
311	Mymensingh RWH	Kuliar Char	35,900	18,408	2.0	46,265	14,519	3.2	44	30	1.5	2,514	1,289	2.0	98	66	1.5
312	Mymensingh RWH	Madan	37,300	13,798	2.7	38,852	15,351	2.5	54	8	6.8	1,624	779	2.1	0	42	0.0
313	Mymensingh RWH	Mithamain	23,800	12,741	1.9	24,405	8,027	3.0	36	5	7.2	752	222	3.4	72	26	2.8
314	Mymensingh RWH	Mohanganj	24,700	14,361	1.7	40,955	20,513	2.0	81	31	2.6	2,137	1,086	2.0	0	37	0.0
315	Mymensingh RWH	Muktagachha	60,000	29,248	2.1	91,980	40,643	2.3	57	14	4.1	4,261	2,014	2.1	0	75	0.0
316	Mymensingh RWH	Mymensingh Sadar	167,800	84,832	2.0	118,245	53,540	2.2	412	229	1.8	7,160	3,927	1.8	72	357	0.2
317	Mymensingh RWH	Nandail	37,800	16,432	2.3	102,630	51,156	2.0	140	45	3.1	5,300	2,431	2.2	384	50	7.7
318	Mymensingh RWH	Netrakona Sadar	79,600	34,287	2.3	61,920	27,578	2.2	125	26	4.8	5,639	2,677	2.1	100	153	0.7
319	Mymensingh RWH	Nikli	35,800	17,234	2.1	15,881	8,763	1.8	122	29	4.2	1,590	841	1.9	144	48	3.0
320	Mymensingh RWH	Pakundia	47,200	21,531	2.2	48,615	17,996	2.7	120	33	3.6	3,207	1,521	2.1	128	67	1.9
321	Mymensingh RWH	Phulpur	59,300	30,550	1.9	101,095	51,427	2.0	213	78	2.7	4,619	2,167	2.1	251	184	1.4
322	Mymensingh RWH	Purbadhala	45,600	18,950	2.4	63,960	26,739	2.4	81	26	3.1	5,129	2,317	2.2	0	114	0.0
323	Mymensingh RWH	Tarail	46,350	23,184	2.0	45,525	14,205	3.2	72	21	3.4	2,039	877	2.3	0	40	0.0
324	Mymensingh RWH	Trishal	67,900	33,613	2.0	90,165	42,219	2.1	115	33	3.5	4,341	2,029	2.1	520	78	6.7
325	Noakhali RWH	Begumganj	15,600	32,125	0.5	1,755	17,547	0.1	76	102	0.7	984	2,466	0.4	0	117	0.0

SL	Warehouse Name	Upazila Name	Condom			Shukhi			IUD			Injectables			Implant		
			CBL	AMD	MOS	CBL	AMD	MOS	CBL	AMD	MOS	CBL	AMD	MOS	CBL	AMD	MOS
326	Noakhali RWH	Chatkhil	60,000	6,681	9.0	42,930	5,024	8.5	77	20	3.9	1,975	912	2.2	0	40	0.0
327	Noakhali RWH	Chhagalnaiya	78,000	10,646	7.3	50,400	7,587	6.6	64	19	3.4	6,495	1,150	5.6	50	30	1.7
328	Noakhali RWH	Companiganj	28,100	14,947	1.9	13,416	9,404	1.4	116	34	3.4	2,019	1,715	1.2	0	50	0.0
329	Noakhali RWH	Daganbhuiyan	20,000	24,192	0.8	24,000	9,034	2.7	33	26	1.3	2,415	1,340	1.8	0	37	0.0
330	Noakhali RWH	Feni Sadar	76,600	63,390	1.2	30,099	21,221	1.4	329	173	1.9	5,977	4,601	1.3	236	123	1.9
331	Noakhali RWH	Fulgazi	30,000	11,563	2.6	29,970	5,937	5.0	65	23	2.8	2,000	793	2.5	20	15	1.3
332	Noakhali RWH	Hatiya	46,700	20,295	2.3	35,730	15,773	2.3	146	59	2.5	9,348	2,804	3.3	600	256	2.3
333	Noakhali RWH	Kabirhat	22,330	13,851	1.6	14,700	8,025	1.8	77	20	3.9	2,752	1,676	1.6	110	62	1.8
334	Noakhali RWH	Kamalnagar	60,000	11,419	5.3	153,954	7,355	20.9	80	24	3.3	5,000	2,984	1.7	0	92	0.0
335	Noakhali RWH	Lakshmipur Sadar	2,400	32,211	0.1	2,715	21,581	0.1	2	133	0.0	250	7,131	0.0	83	238	0.3
336	Noakhali RWH	Noakhali Sadar	12,200	47,001	0.3	4,665	17,080	0.3	80	79	1.0	3,161	4,426	0.7	0	65	0.0
337	Noakhali RWH	Parshuram	78,500	14,253	5.5	52,589	5,923	8.9	47	11	4.3	1,919	1,021	1.9	100	28	3.6
338	Noakhali RWH	Ramganj	15,300	8,559	1.8	7,915	5,918	1.3	103	46	2.2	3,494	1,790	2.0	0	92	0.0
339	Noakhali RWH	Ramgati	70,857	8,667	8.2	248,263	8,534	29.1	223	25	8.9	5,925	3,738	1.6	0	94	0.0
340	Noakhali RWH	Roypur	68,800	5,757	12.0	165,795	10,063	16.5	243	56	4.3	4,159	1,794	2.3	0	74	0.0
341	Noakhali RWH	Senbagh	18,600	17,448	1.1	137,415	10,235	13.4	144	21	6.9	2,910	1,477	2.0	100	58	1.7
342	Noakhali RWH	Sonagazi	44,800	17,752	2.5	341,070	10,210	33.4	75	34	2.2	5,800	2,870	2.0	0	50	0.0
343	Noakhali RWH	Sonaimuri	27,400	11,376	2.4	155,970	7,806	20.0	27	19	1.4	2,755	1,865	1.5	100	48	2.1
344	Noakhali RWH	Subarnachar	8,200	29,530	0.3	9,515	10,004	1.0	125	10	12.5	2,730	1,972	1.4	100	39	2.6
345	Pabna RWH	Atgharia	49,000	11,239	4.4	43,365	11,124	3.9	65	18	3.6	1,447	661	2.2	0	40	0.0
346	Pabna RWH	Belkuchi	126,100	48,859	2.6	62,010	25,804	2.4	118	19	6.2	4,917	2,118	2.3	200	54	3.7
347	Pabna RWH	Bera	22,200	13,251	1.7	33,180	13,925	2.4	141	78	1.8	3,512	1,564	2.2	20	36	0.6
348	Pabna RWH	Bhangura	38,200	11,548	3.3	48,035	8,638	5.6	96	20	4.8	1,109	244	4.5	0	34	0.0
349	Pabna RWH	Chatmohar	81,600	37,161	2.2	76,680	28,226	2.7	85	60	1.4	2,707	1,231	2.2	0	53	0.0
350	Pabna RWH	Faridpur	21,000	8,139	2.6	34,185	5,816	5.9	92	23	4.0	2,646	1,209	2.2	0	49	0.0

SL	Warehouse Name	Upazila Name	Condom			Shukhi			IUD			Injectables			Implant		
			CBL	AMD	MOS	CBL	AMD	MOS	CBL	AMD	MOS	CBL	AMD	MOS	CBL	AMD	MOS
351	Pabna RWH	Ishwardi	74,000	39,149	1.9	55,506	18,699	3.0	132	49	2.7	5,493	2,519	2.2	100	84	1.2
352	Pabna RWH	Kamarkhanda	24,000	9,385	2.6	46,090	8,463	5.4	132	18	7.3	2,281	1,242	1.8	0	41	0.0
353	Pabna RWH	Kazipur	117,800	37,110	3.2	57,990	17,636	3.3	189	69	2.7	6,000	2,527	2.4	100	107	0.9
354	Pabna RWH	Pabna Sadar	79,500	96,229	0.8	73,350	65,363	1.1	260	154	1.7	2,100	10,502	0.2	50	74	0.7
355	Pabna RWH	Royganj	75,000	31,915	2.3	39,600	21,818	1.8	165	36	4.6	5,800	2,928	2.0	0	28	0.0
356	Pabna RWH	Santhia	63,100	37,008	1.7	70,530	32,475	2.2	177	43	4.1	11,900	5,430	2.2	0	49	0.0
357	Pabna RWH	Shahjadpur	137,200	68,035	2.0	77,910	33,312	2.3	439	208	2.1	16,632	8,212	2.0	400	145	2.8
358	Pabna RWH	Sirajganj Sadar	125,500	53,116	2.4	67,221	27,267	2.5	150	36	4.2	9,335	4,588	2.0	0	63	0.0
359	Pabna RWH	Sujanagar	64,100	21,964	2.9	59,595	16,267	3.7	170	82	2.1	5,265	2,521	2.1	0	24	0.0
360	Pabna RWH	Tarash	49,200	16,940	2.9	47,625	18,010	2.6	144	50	2.9	2,214	1,140	1.9	300	40	7.5
361	Pabna RWH	Ullah Para	173,000	83,143	2.1	108,375	47,018	2.3	178	91	2.0	10,700	5,179	2.1	70	55	1.3
362	Patuakhali RWH	Amtali	44,200	9,904	4.5	37,455	18,117	2.1	132	17	7.8	3,995	1,906	2.1	0	117	0.0
363	Patuakhali RWH	Bakerganj	44,400	21,809	2.0	30,240	16,008	1.9	161	34	4.7	4,619	2,371	1.9	180	66	2.7
364	Patuakhali RWH	Bamna	7,200	2,322	3.1	8,775	3,762	2.3	90	16	5.6	602	224	2.7	164	62	2.6
365	Patuakhali RWH	Barguna Sadar	24,000	10,492	2.3	29,910	14,171	2.1	280	85	3.3	8,850	4,514	2.0	100	131	0.8
366	Patuakhali RWH	Bauphal	24,100	13,016	1.9	43,200	19,031	2.3	140	45	3.1	4,850	2,513	1.9	300	91	3.3
367	Patuakhali RWH	Betagi	37,300	3,100	12.0	26,610	5,004	5.3	135	22	6.1	1,535	817	1.9	200	27	7.4
368	Patuakhali RWH	Dashmina	10,400	3,506	3.0	11,340	5,274	2.2	81	20	4.1	2,057	939	2.2	200	71	2.8
369	Patuakhali RWH	Dumki	11,100	3,503	3.2	6,975	3,201	2.2	114	13	8.8	1,039	458	2.3	200	19	10.5
370	Patuakhali RWH	Galachipa	42,700	10,049	4.2	24,699	21,930	1.1	107	15	7.1	8,050	4,107	2.0	50	77	0.6
371	Patuakhali RWH	Kalapara	31,000	12,200	2.5	33,255	15,698	2.1	158	34	4.6	6,850	3,551	1.9	200	71	2.8
372	Patuakhali RWH	Mirzaganj	16,900	7,512	2.2	14,315	6,802	2.1	34	9	3.8	1,335	605	2.2	300	40	7.5
373	Patuakhali RWH	Nalchity	20,800	8,251	2.5	16,080	7,591	2.1	111	24	4.6	3,595	1,594	2.3	172	66	2.6
374	Patuakhali RWH	Patharghata	12,200	5,470	2.2	15,390	7,154	2.2	90	21	4.3	3,190	1,429	2.2	200	57	3.5
375	Patuakhali RWH	Patuakhali Sadar	29,100	21,756	1.3	28,005	14,002	2.0	275	78	3.5	7,090	3,842	1.8	50	114	0.4

SL	Warehouse Name	Upazila Name	Condom			Shukhi			IUD			Injectables			Implant		
			CBL	AMD	MOS	CBL	AMD	MOS	CBL	AMD	MOS	CBL	AMD	MOS	CBL	AMD	MOS
376	Rajshahi RWH	Bagatipara	47,500	13,713	3.5	339,675	7,695	44.1	34	8	4.3	1,015	430	2.4	0	64	0.0
377	Rajshahi RWH	Bagha	75,200	28,806	2.6	38,865	10,551	3.7	71	16	4.4	3,792	1,699	2.2	0	75	0.0
378	Rajshahi RWH	Baghmara	141,800	52,662	2.7	105,300	33,326	3.2	178	70	2.5	3,377	2,721	1.2	0	79	0.0
379	Rajshahi RWH	Baraigram	87,900	36,208	2.4	76,875	20,485	3.8	175	40	4.4	6,202	2,983	2.1	0	84	0.0
380	Rajshahi RWH	Bholahat	37,400	8,446	4.4	17,610	5,611	3.1	45	6	7.5	1,927	669	2.9	0	36	0.0
381	Rajshahi RWH	Boalia	375,500	201,405	1.9	29,415	10,571	2.8	191	67	2.9	7,142	3,899	1.8	10	115	0.1
382	Rajshahi RWH	Chapai Nababganj Sadar	119,300	46,587	2.6	60,785	19,451	3.1	175	62	2.8	7,420	4,096	1.8	0	55	0.0
383	Rajshahi RWH	Charghat	69,500	24,521	2.8	239,685	13,830	17.3	99	15	6.6	2,915	1,124	2.6	0	61	0.0
384	Rajshahi RWH	Durgapur	82,100	22,501	3.6	248,460	9,483	26.2	116	7	16.6	1,311	705	1.9	0	34	0.0
385	Rajshahi RWH	Godagari	105,400	36,776	2.9	422,085	17,919	23.6	73	34	2.1	7,609	3,122	2.4	0	34	0.0
386	Rajshahi RWH	Gomastapur	72,000	26,387	2.7	57,000	15,751	3.6	89	22	4.0	3,962	1,429	2.8	0	89	0.0
387	Rajshahi RWH	Gurudaspur	64,500	34,720	1.9	143,141	18,988	7.5	109	14	7.8	2,741	1,583	1.7	0	99	0.0
388	Rajshahi RWH	Lalpur	51,900	30,550	1.7	162,180	19,274	8.4	121	32	3.8	3,309	2,092	1.6	0	119	0.0
389	Rajshahi RWH	Mohanpur	33,700	20,880	1.6	232,905	13,634	17.1	84	9	9.3	2,497	2,149	1.2	0	60	0.0
390	Rajshahi RWH	Nachole	24,200	12,580	1.9	33,495	6,602	5.1	75	5	15.0	3,100	1,104	2.8	0	19	0.0
391	Rajshahi RWH	Natore Sadar	101,400	50,201	2.0	51,705	21,937	2.4	350	133	2.6	3,901	1,800	2.2	0	141	0.0
392	Rajshahi RWH	Paba	109,800	50,762	2.2	53,400	15,410	3.5	138	15	9.2	8,153	3,865	2.1	0	91	0.0
393	Rajshahi RWH	Puthia	53,800	30,631	1.8	54,705	13,965	3.9	59	9	6.6	3,233	1,436	2.3	0	59	0.0
394	Rajshahi RWH	Shibganj	104,400	43,361	2.4	72,585	25,782	2.8	155	48	3.2	6,281	2,819	2.2	100	58	1.7
395	Rajshahi RWH	Singra	77,600	42,542	1.8	244,189	28,665	8.5	83	36	2.3	3,547	2,670	1.3	0	124	0.0
396	Rajshahi RWH	Tanore	63,700	16,375	3.9	246,570	14,487	17.0	88	24	3.7	1,598	1,226	1.3	0	149	0.0
397	Rangamati RWH	Baghaichhari	61,200	10,230	6.0	22,215	6,723	3.3	51	7	7.3	3,848	443	8.7	105	14	7.5
398	Rangamati RWH	Barkal	32,800	5,862	5.6	28,170	3,362	8.4	64	4	16.0	3,321	405	8.2	0	0	0.0
399	Rangamati RWH	Belai Chhari	54,700	2,352	23.3	24,930	2,335	10.7	84	3	28.0	1,311	115	11.4	0	5	0.0
400	Rangamati RWH	Jurai Chhari	33,500	2,528	13.3	21,300	1,993	10.7	34	3	11.3	1,327	137	9.7	0	0	0.0

SL	Warehouse Name	Upazila Name	Condom			Shukhi			IUD			Injectables			Implant		
			CBL	AMD	MOS	CBL	AMD	MOS	CBL	AMD	MOS	CBL	AMD	MOS	CBL	AMD	MOS
401	Rangamati RWH	Kaptai	25,500	5,539	4.6	16,740	2,870	5.8	48	2	24.0	966	405	2.4	64	40	1.6
402	Rangamati RWH	Kawkhali (betbunia)	47,300	5,495	8.6	16,785	3,446	4.9	179	9	19.9	2,751	550	5.0	40	18	2.2
403	Rangamati RWH	Langadu	64,400	11,424	5.6	35,610	5,403	6.6	205	19	10.8	3,958	388	10.2	71	34	2.1
404	Rangamati RWH	Naniarchar	36,800	6,243	5.9	19,902	4,524	4.4	51	3	17.0	677	219	3.1	87	14	6.2
405	Rangamati RWH	Rajasthali	16,500	1,566	10.5	2,385	1,447	1.6	64	1	64.0	275	112	2.5	14	20	0.7
406	Rangamati RWH	Rangamati Sadar	67,700	11,916	5.7	37,740	7,029	5.4	218	58	3.8	2,246	719	3.1	116	76	1.5
407	Rangpur RWH	Aditmari	42,300	17,757	2.4	28,604	15,184	1.9	255	84	3.0	5,921	2,979	2.0	0	146	0.0
408	Rangpur RWH	Badarganj	140,700	15,029	9.4	334,025	36,720	9.1	90	35	2.6	6,195	3,238	1.9	0	91	0.0
409	Rangpur RWH	Bhurungamari	51,600	26,764	1.9	194,095	24,291	8.0	103	16	6.4	7,434	3,356	2.2	0	43	0.0
410	Rangpur RWH	Chilmari	21,505	10,403	2.1	108,730	16,700	6.5	72	28	2.6	3,072	1,045	2.9	0	66	0.0
411	Rangpur RWH	Dimla	16,800	7,640	2.2	53,070	22,644	2.3	86	25	3.4	6,014	3,074	2.0	448	56	8.0
412	Rangpur RWH	Domar	24,700	10,094	2.4	341,750	19,125	17.9	97	25	3.9	5,871	2,719	2.2	0	79	0.0
413	Rangpur RWH	Fulchhari	37,100	20,935	1.8	22,200	12,370	1.8	96	38	2.5	2,726	2,906	0.9	0	43	0.0
414	Rangpur RWH	Gaibandha Sadar	37,900	29,152	1.3	60,570	33,851	1.8	170	148	1.1	11,462	5,781	2.0	0	414	0.0
415	Rangpur RWH	Gangachara	106,400	12,667	8.4	290,820	20,481	14.2	108	39	2.8	8,615	4,434	1.9	0	142	0.0
416	Rangpur RWH	Gobindaganj	65,099	51,773	1.3	328,915	40,242	8.2	131	45	2.9	8,357	4,079	2.0	0	86	0.0
417	Rangpur RWH	Hatibandha	32,200	13,543	2.4	88,245	17,432	5.1	165	46	3.6	4,820	2,738	1.8	432	142	3.0
418	Rangpur RWH	Jaldhaka	33,800	15,682	2.2	205,365	27,203	7.5	137	36	3.8	7,902	4,096	1.9	100	154	0.6
419	Rangpur RWH	Kaliganj	19,300	9,697	2.0	92,340	16,287	5.7	164	57	2.9	4,351	2,207	2.0	360	115	3.1
420	Rangpur RWH	Kaunia	27,500	14,355	1.9	26,940	13,495	2.0	115	32	3.6	5,587	2,804	2.0	0	112	0.0
421	Rangpur RWH	Kishoreganj	23,800	4,987	4.8	40,185	17,856	2.3	65	41	1.6	3,160	1,855	1.7	0	98	0.0
422	Rangpur RWH	Kurigram Sadar	35,500	16,023	2.2	49,288	23,624	2.1	157	57	2.8	8,568	4,270	2.0	0	84	0.0
423	Rangpur RWH	Lalmonirhat Sadar	33,500	18,230	1.8	36,160	18,987	1.9	96	29	3.3	8,886	4,705	1.9	0	93	0.0
424	Rangpur RWH	Mitha Pukur	56,500	29,635	1.9	70,515	36,166	1.9	149	25	6.0	8,204	4,545	1.8	0	91	0.0
425	Rangpur RWH	Nageshwari	49,500	19,888	2.5	129,983	49,599	2.6	140	33	4.2	12,595	5,413	2.3	0	79	0.0

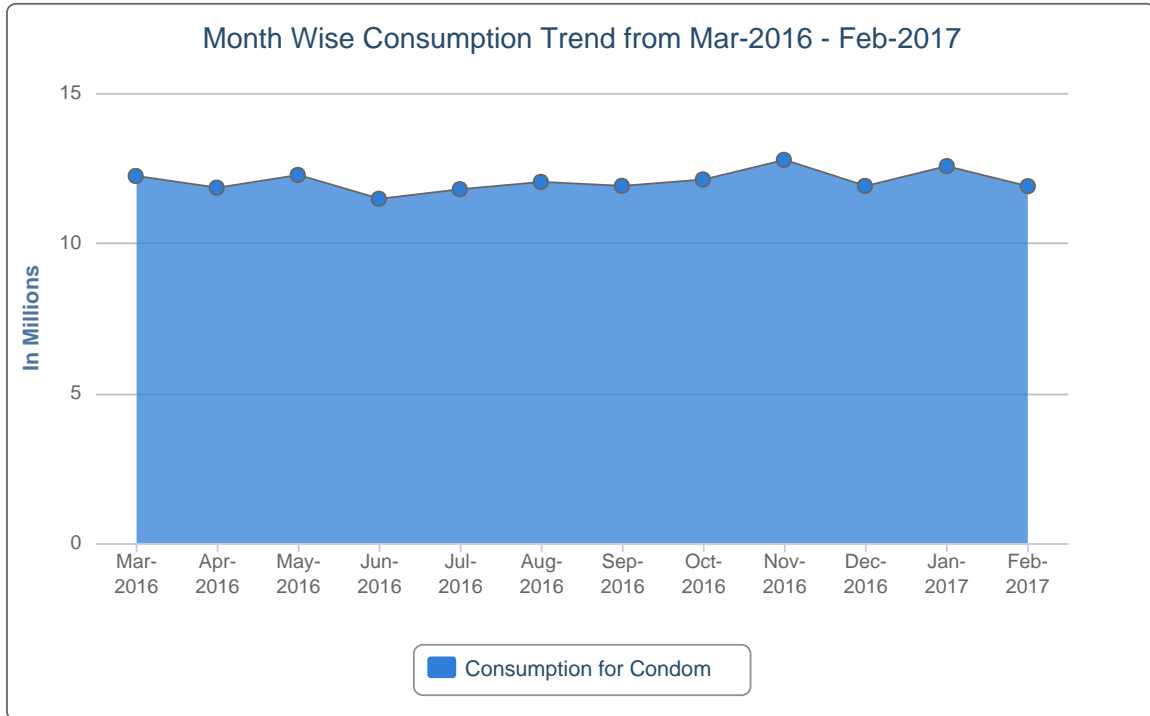
SL	Warehouse Name	Upazila Name	Condom			Shukhi			IUD			Injectables			Implant		
			CBL	AMD	MOS	CBL	AMD	MOS	CBL	AMD	MOS	CBL	AMD	MOS	CBL	AMD	MOS
426	Rangpur RWH	Nilphamari Sadar	34,700	17,426	2.0	75,120	37,532	2.0	220	74	3.0	8,812	4,521	1.9	0	71	0.0
427	Rangpur RWH	Palashbari	27,000	9,998	2.7	38,385	20,079	1.9	98	36	2.7	5,710	2,738	2.1	0	111	0.0
428	Rangpur RWH	Patgram	15,300	8,978	1.7	86,685	15,290	5.7	122	29	4.2	3,462	2,042	1.7	144	46	3.1
429	Rangpur RWH	Phulbari	28,600	5,361	5.3	61,725	16,541	3.7	177	59	3.0	5,798	2,929	2.0	288	58	5.0
430	Rangpur RWH	Pirgachha	46,900	21,788	2.2	55,190	26,738	2.1	257	91	2.8	8,600	4,326	2.0	0	132	0.0
431	Rangpur RWH	Pirganj	127,700	32,115	4.0	77,145	38,309	2.0	210	84	2.5	8,744	4,555	1.9	0	113	0.0
432	Rangpur RWH	Rajarhat	35,600	17,493	2.0	36,885	18,712	2.0	168	54	3.1	6,192	3,531	1.8	288	54	5.3
433	Rangpur RWH	Rangpur Sadar	78,600	45,719	1.7	75,550	42,232	1.8	224	146	1.5	12,800	6,593	1.9	0	250	0.0
434	Rangpur RWH	Sadullapur	81,100	36,534	2.2	156,170	25,818	6.0	187	71	2.6	7,892	4,310	1.8	0	74	0.0
435	Rangpur RWH	Saghata	37,600	11,627	3.2	51,540	22,113	2.3	186	46	4.0	4,300	1,657	2.6	0	43	0.0
436	Rangpur RWH	Saidpur	66,900	35,688	1.9	33,990	16,385	2.1	113	25	4.5	4,083	2,292	1.8	0	55	0.0
437	Rangpur RWH	Sundarganj	82,600	43,205	1.9	95,591	45,980	2.1	491	205	2.4	10,992	6,938	1.6	504	301	1.7
438	Rangpur RWH	Taraganj	22,500	9,360	2.4	23,182	11,188	2.1	33	14	2.4	2,650	1,359	1.9	0	124	0.0
439	Rangpur RWH	Ulipur	50,300	23,132	2.2	81,975	45,425	1.8	180	48	3.8	9,503	4,844	2.0	0	116	0.0
440	Sylhet RWH	Ajmiriganj	15,700	3,882	4.0	17,175	5,782	3.0	173	18	9.6	1,193	274	4.4	200	9	22.2
441	Sylhet RWH	Bahubal	25,200	10,819	2.3	17,281	7,800	2.2	189	6	31.5	2,196	595	3.7	72	27	2.7
442	Sylhet RWH	Balaganj	71,100	47,955	1.5	23,010	14,353	1.6	153	13	11.8	3,966	2,507	1.6	28	46	0.6
443	Sylhet RWH	Baniachong	41,700	15,396	2.7	30,070	12,989	2.3	174	3	58.0	5,159	846	6.1	76	39	1.9
444	Sylhet RWH	Barlekha	37,900	11,918	3.2	24,330	9,454	2.6	248	26	9.5	4,470	792	5.6	36	42	0.9
445	Sylhet RWH	Beani Bazar	63,762	25,756	2.5	24,048	7,130	3.4	220	22	10.0	5,012	688	7.3	227	40	5.7
446	Sylhet RWH	Bishwambarpur	19,500	6,048	3.2	37,880	6,915	5.5	117	9	13.0	1,957	432	4.5	232	18	12.9
447	Sylhet RWH	Bishwanath	31,400	10,690	2.9	12,885	4,394	2.9	133	24	5.5	1,198	497	2.4	4	40	0.1
448	Sylhet RWH	Chhatak	48,800	21,782	2.2	30,625	12,964	2.4	159	77	2.1	2,473	690	3.6	250	20	12.5
449	Sylhet RWH	Chunarughat	31,750	9,335	3.4	24,495	15,662	1.6	170	12	14.2	3,018	1,413	2.1	208	24	8.7
450	Sylhet RWH	Companiganj	37,300	19,380	1.9	20,250	8,505	2.4	113	7	16.1	3,269	1,559	2.1	20	23	0.9

SL	Warehouse Name	Upazila Name	Condom			Shukhi			IUD			Injectables			Implant		
			CBL	AMD	MOS	CBL	AMD	MOS	CBL	AMD	MOS	CBL	AMD	MOS	CBL	AMD	MOS
451	Sylhet RWH	Dakshin Sunamganj	37,600	12,360	3.0	14,265	7,765	1.8	201	7	28.7	2,281	761	3.0	120	34	3.5
452	Sylhet RWH	Dakshin Surma	72,500	48,325	1.5	26,340	14,117	1.9	125	12	10.4	2,066	1,500	1.4	50	19	2.6
453	Sylhet RWH	Derai	84,400	35,193	2.4	33,612	12,149	2.8	300	35	8.6	3,087	1,044	3.0	324	58	5.6
454	Sylhet RWH	Dowarabazar	34,100	15,020	2.3	26,517	12,379	2.1	102	8	12.8	3,536	1,263	2.8	0	30	0.0
455	Sylhet RWH	Fenchuganj	14,300	9,952	1.4	12,585	3,823	3.3	82	18	4.6	988	402	2.5	25	16	1.6
456	Sylhet RWH	Golapganj	74,700	39,387	1.9	34,860	9,799	3.6	186	29	6.4	5,960	756	7.9	100	61	1.6
457	Sylhet RWH	Gowainghat	46,800	26,104	1.8	21,885	11,286	1.9	154	27	5.7	7,069	2,852	2.5	50	38	1.3
458	Sylhet RWH	Habiganj Sadar	24,700	22,038	1.1	29,675	15,638	1.9	227	46	4.9	4,884	1,709	2.9	200	43	4.7
459	Sylhet RWH	Jagannathpur	38,600	17,325	2.2	24,525	8,390	2.9	94	21	4.5	913	480	1.9	13	47	0.3
460	Sylhet RWH	Jaintiapur	34,269	23,939	1.4	31,968	7,724	4.1	184	13	14.2	4,258	2,132	2.0	100	32	3.1
461	Sylhet RWH	Jamalganj	31,600	16,187	2.0	35,145	12,208	2.9	154	3	51.3	3,028	1,369	2.2	136	39	3.5
462	Sylhet RWH	Juri	20,600	8,428	2.4	15,785	6,156	2.6	100	21	4.8	1,310	533	2.5	64	25	2.6
463	Sylhet RWH	Kamalganj	35,100	18,544	1.9	19,350	18,008	1.1	230	44	5.2	4,475	1,554	2.9	100	50	2.0
464	Sylhet RWH	Kanaighat	63,000	43,299	1.5	22,491	13,893	1.6	174	16	10.9	5,281	2,506	2.1	50	45	1.1
465	Sylhet RWH	Kulaura	43,500	13,546	3.2	26,900	11,922	2.3	232	12	19.3	7,150	2,786	2.6	50	43	1.2
466	Sylhet RWH	Lakhai	15,600	7,113	2.2	15,675	7,796	2.0	104	4	26.0	1,134	397	2.9	119	32	3.7
467	Sylhet RWH	Madhabpur	48,000	19,240	2.5	29,280	19,968	1.5	163	15	10.9	3,029	1,020	3.0	206	59	3.5
468	Sylhet RWH	Maulvibazar Sadar	41,300	15,024	2.7	33,955	12,109	2.8	230	36	6.4	4,695	1,247	3.8	0	58	0.0
469	Sylhet RWH	Nabiganj	57,300	9,422	6.1	25,005	14,132	1.8	180	26	6.9	5,100	672	7.6	64	48	1.3
470	Sylhet RWH	Rajnagar	34,080	11,081	3.1	20,560	10,491	2.0	173	24	7.2	4,000	1,453	2.8	216	45	4.8
471	Sylhet RWH	Sreemangal	55,000	21,526	2.6	33,720	16,853	2.0	129	30	4.3	4,746	1,771	2.7	100	63	1.6
472	Sylhet RWH	Sulla	64,800	12,171	5.3	49,020	5,589	8.8	123	7	17.6	2,055	491	4.2	150	27	5.6
473	Sylhet RWH	Sunamganj Sadar	36,300	22,504	1.6	25,845	10,694	2.4	171	36	4.8	4,300	1,564	2.7	46	73	0.6
474	Sylhet RWH	Sylhet Sadar	158,900	97,248	1.6	1,130	54,703	0.0	404	205	2.0	18,914	10,214	1.9	102	259	0.4
475	Sylhet RWH	Tahirpur	47,600	19,912	2.4	11,745	13,465	0.9	224	8	28.0	1,150	522	2.2	289	74	3.9

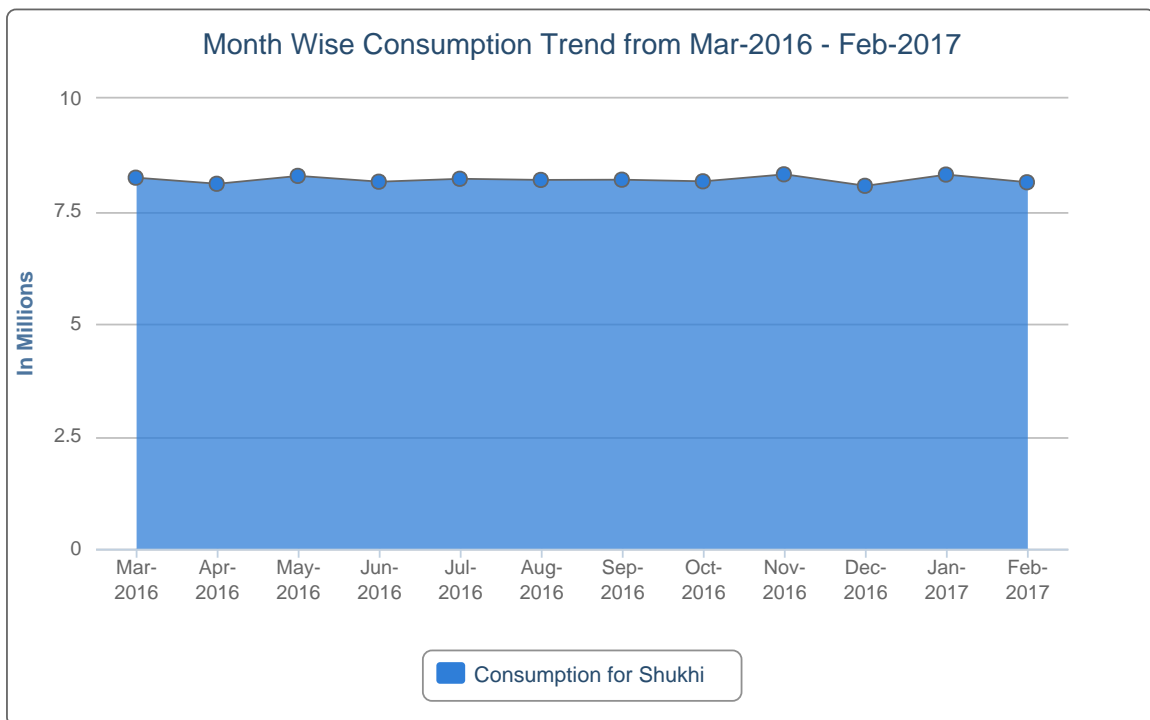
SL	Warehouse Name	Upazila Name	Condom			Shukhi			IUD			Injectables			Implant		
			CBL	AMD	MOS	CBL	AMD	MOS	CBL	AMD	MOS	CBL	AMD	MOS	CBL	AMD	MOS
476	Sylhet RWH	Zakiganj	119,960	47,661	2.5	41,346	11,085	3.7	210	9	23.3	6,828	1,573	4.3	50	43	1.2
477	Tangail RWH	Basail	81,660	34,936	2.3	353,002	12,400	28.5	120	40	3.0	7,626	1,446	5.3	4	127	0.0
478	Tangail RWH	Bhuapur	142,800	33,768	4.2	186,828	22,268	8.4	118	39	3.0	4,203	1,817	2.3	0	75	0.0
479	Tangail RWH	Chauhali	20,600	13,843	1.5	35,170	6,640	5.3	154	24	6.4	6,236	815	7.7	132	30	4.4
480	Tangail RWH	Delduar	199,500	42,182	4.7	204,390	20,661	9.9	74	36	2.1	3,820	1,160	3.3	160	54	3.0
481	Tangail RWH	Ghatail	94,900	62,666	1.5	109,530	39,180	2.8	94	33	2.8	4,150	3,723	1.1	64	90	0.7
482	Tangail RWH	Gopalpur	288,000	23,171	12.4	249,180	18,636	13.4	300	45	6.7	4,469	2,153	2.1	144	48	3.0
483	Tangail RWH	Kalihati	130,000	62,156	2.1	144,045	53,048	2.7	35	97	0.4	17,300	7,713	2.2	128	119	1.1
484	Tangail RWH	Madhupur	99,500	31,380	3.2	105,675	40,568	2.6	16	29	0.6	7,688	3,548	2.2	64	91	0.7
485	Tangail RWH	Mirzapur	33,600	33,717	1.0	39,015	32,638	1.2	23	55	0.4	3,878	1,176	3.3	144	60	2.4
486	Tangail RWH	Nagarpur	66,400	31,986	2.1	41,360	27,010	1.5	43	73	0.6	3,307	2,430	1.4	72	94	0.8
487	Tangail RWH	Sakhipur	72,400	28,740	2.5	55,938	27,191	2.1	104	39	2.7	3,205	976	3.3	128	45	2.8
488	Tangail RWH	Tangail Sadar	112,600	66,056	1.7	119,280	29,478	4.0	231	93	2.5	10,464	3,611	2.9	632	223	2.8

7. Month-wise Consumption Trend

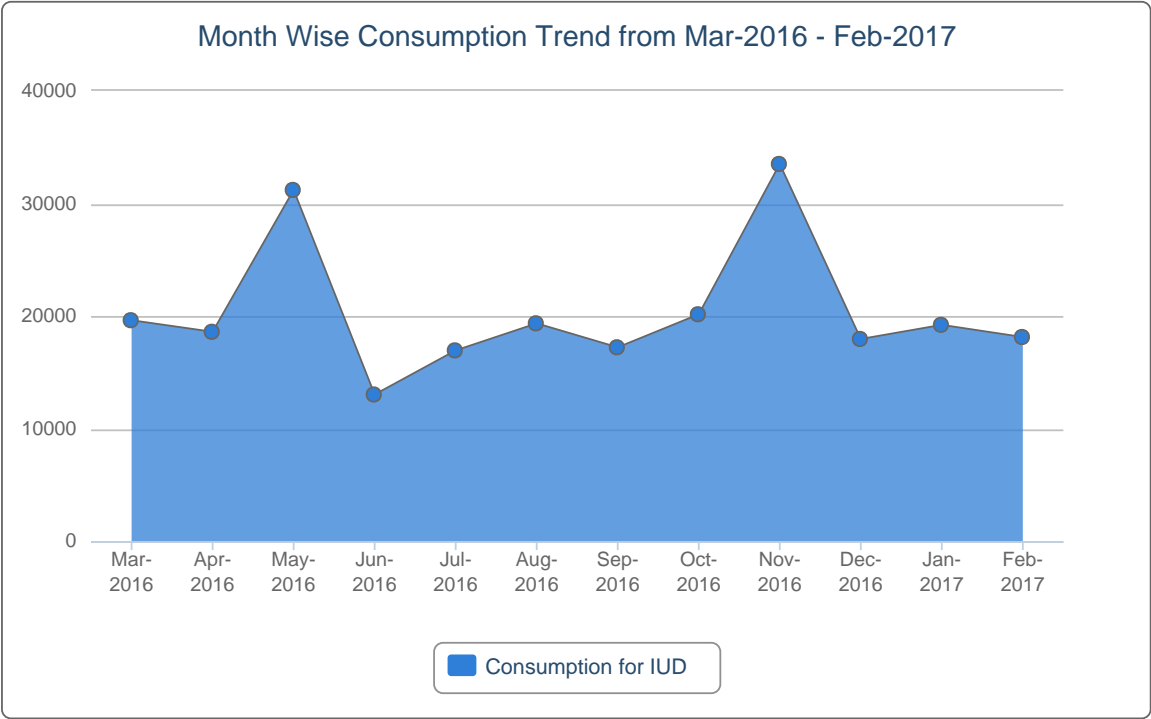
7(a).



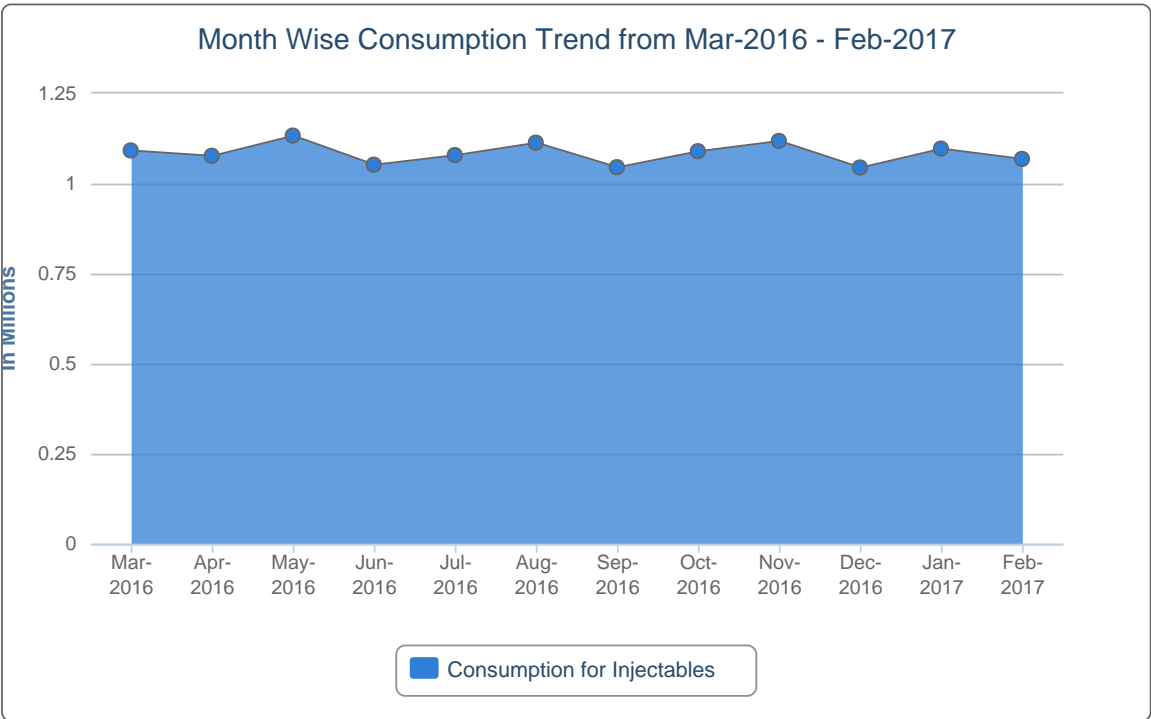
7(b).



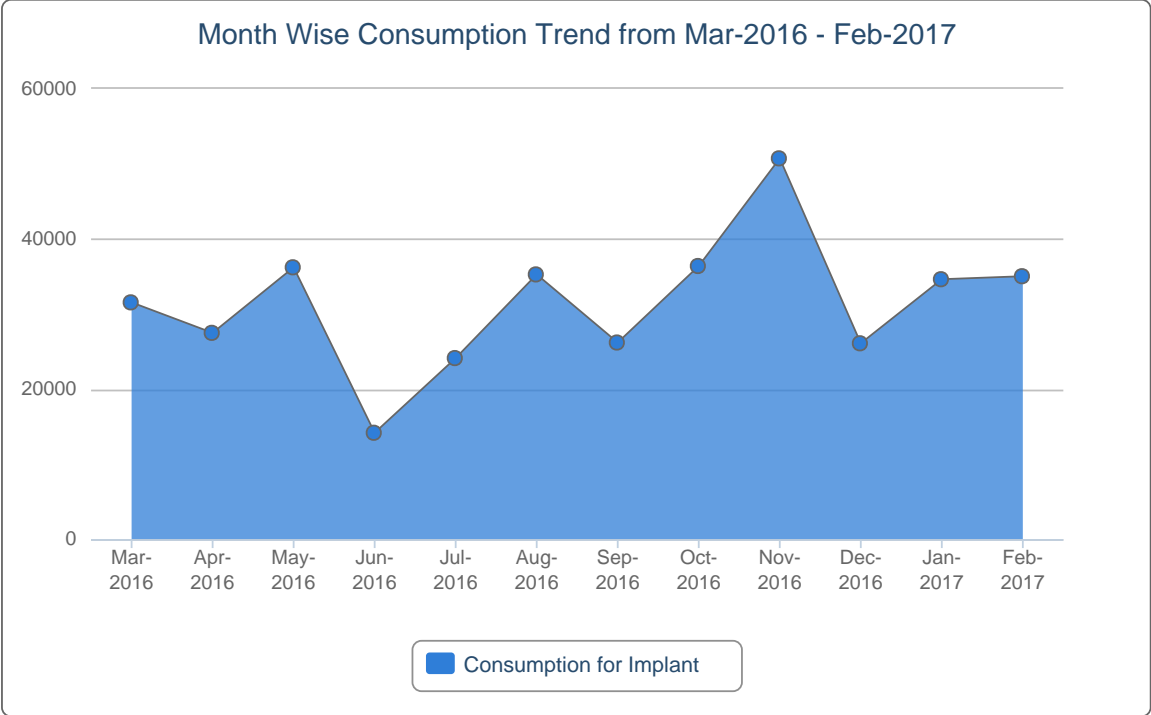
7(c).



7(d).



7(e).



8. Report on Upazila and Warehouse Having Stock Out in last month

SL	Products Name	No of Stockout WH	% of Stockout WH	No of Stockout Upazila Store	% of Stockout Upazila Store	No of Stockout Upazila Field	% of Stockout Upazila Field
1	Condom	0	0%	1	0%	0	0%
2	Shukhi	0	0%	1	0%	0	0%
3	IUD	0	0%	1	0%	0	0%
4	Injectables	0	0%	0	0%	0	0%
5	Implant (Total)	0	0%	-	-	6	1%

List of Stock Out Warehouses

SL	Commodity	Warehouse	Phone
No StockOut in Warehouse			

List of StockOut Upazilas

SL	Commodity	Warehouse	District	Upazila	Phone
1	Condom	Bogra RWH	Bogra	Gabtali, Bogra	01716214846
2	Shukhi	Bogra RWH	Bogra	Bogra Sadar, Bogra	01749672134
3	IUD	Dhaka CWH	Dhaka	Nawabganj, Dhaka	01720078857
4	Implant (Total)	Mymensingh RWH	Sunamganj	Dharampasha, Sunamganj	01716359782
5	Implant (Total)	Rajshahi RWH	Natore	Singra, Natore	01713706580
6	Implant (Total)	Rajshahi RWH	Rajshahi	Godagari, Rajshahi	01711-208160
7	Implant (Total)	Rangamati RWH	Rangamati	Barkal, Rangamati	01852600668
8	Implant (Total)	Rangamati RWH	Rangamati	Belai Chhari, Rangamati	01553130924
9	Implant (Total)	Rangamati RWH	Rangamati	Jurai Chhari, Rangamati	01553634453



This report is generated with the financial support of USAID and the technical assistance from Systems for Improved Access to Pharmaceuticals and Services (SIAPS), implemented by Management Sciences for Health-MSH.

If you need more information, please visit at <http://www.dgfplmis.org>