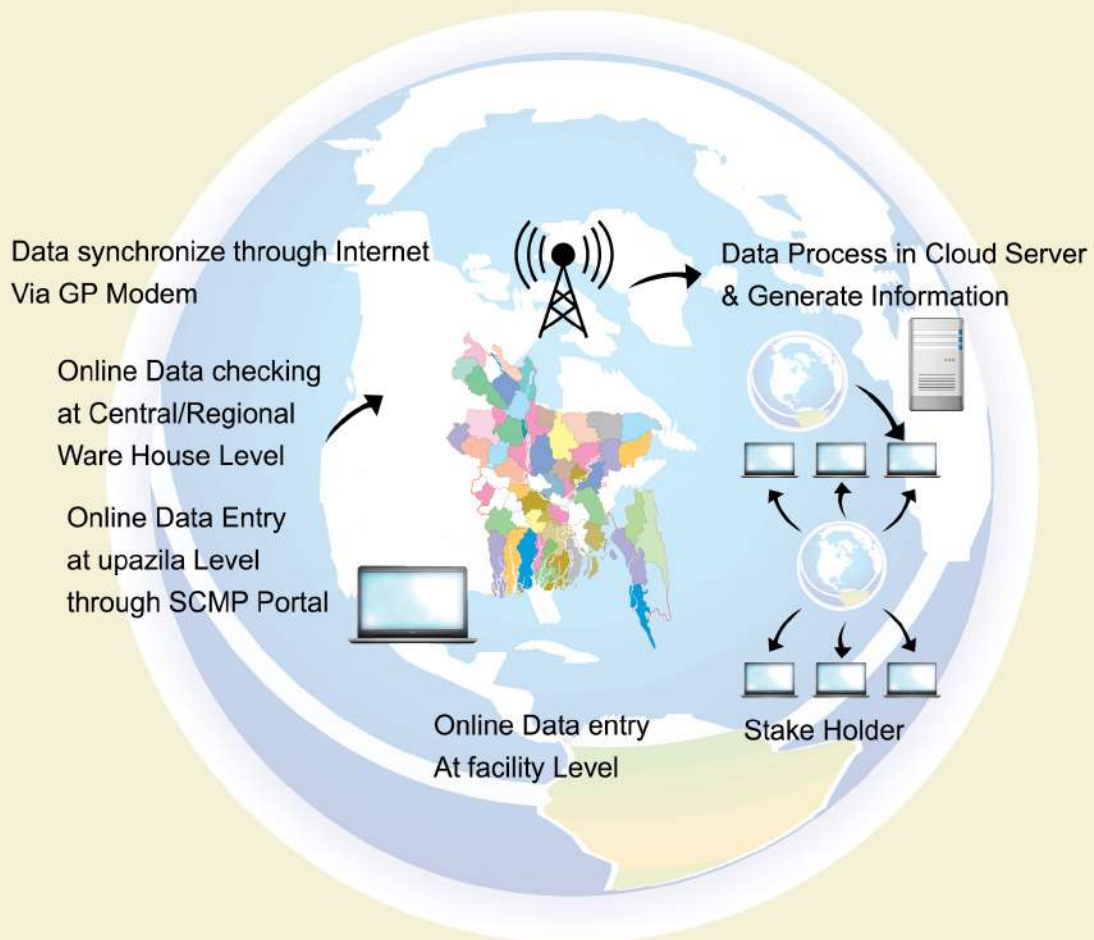




FAMILY PLANNING MONTHLY LOGISTICS REPORT

April 2021

Logistics Management Information System (LMIS) Data Flow System



Management Information System (MIS)
Directorate General of Family Planning (DGFP)

Government of the People's Republic of Bangladesh
Medical Education and Family Welfare Division
Directorate General of Family Planning
Management Information System (MIS)
6, Kawran Bazar, Dhaka- 1215
www.dgfp.gov.bd


Memo No. 59.11.00000.402.16.002.19.177

Date: 27 June, 2021.

Sub: Family Planning Monthly Logistics Report for the Month of April, 2021.

Family Planning Monthly Logistics Report for the Month of April, 2021 is sent herewith for your kind information & necessary action. This report is prepared on the basis of Form-7 submitted by Warehouses and Form-7B submitted by Upazila Family Planning Offices by using WIMS & UIMS operational tools. It provides useful information on monthly distribution and stock balance of all the major contraceptives & DDS Kits of Warehouse/Upazila Stores. For more information you are requested to visit at www.scmpbd.org web site.

Comments and suggestions for improvement of this report will be highly appreciated.


(Khan Md. Rezaul Karim)
Additional Secretary (MEFW Division)
and
Director & Line Director (MIS)
Phone: 55012352
Mail: dirmis@dgfp.gov.bd

Memo No. 59.11.00000.402.16.002.19.177/1(204)

Date: 27 June, 2021.

Copy of the report forwarded to (Not according to seniority):

1. Secretary, Medical Education & Family Welfare Division, Ministry of Health & Family Welfare, Bangladesh Secretariat, Dhaka.
2. Additional Secretary (Admin), Medical Education & Family Welfare Division, Ministry of Health & Family Welfare, Bangladesh Secretariat, Dhaka.
3. Director (Administration), Directorate General of Family Planning, 6 Kawran Bazar, Dhaka 1215.
4. Director & Line Director (MIS), Directorate General of Family Planning, 6 Kawran Bazar, Dhaka.
5. Director Finance & Line Director (Family Planning Field Service Delivery), Directorate General of Family Planning, 6 Kawran Bazar, Dhaka 1215.
6. Joint Secretary (Development), Medical Education & Family Welfare Division, Ministry of Health & Family Welfare, Bangladesh Secretariat, Dhaka.
7. Director (Logistics & Supply) and Line Director (Procurement, Storage & Supply Management), Directorate General of Family Planning, 6 Kawran Bazar, Dhaka 1215.
8. Director (IEM) & Line Director (Information, Education and Communication), Directorate General of Family Planning, 6 Kawran Bazar, Dhaka 1215.
9. Director (Planning) & Line Director (Planning Monitoring and Evaluation), Directorate General of Family Planning, 6 Kawran Bazar, Dhaka 1215.

10. Director (MCH-Services) & Line Director (MCRAH), Directorate General of Family Planning, 6 Kawran Bazar, Dhaka 1215.
11. Line Director (CCSDP), Directorate General of Family Planning, 6 Kawran Bazar, Dhaka 1215.
12. Director (Audit), Directorate General of Family Planning, 6 Kawran Bazar, Dhaka 1215.
13. Divisional Director, Family Planning, Dhaka / Chittagong / Rajshahi / Khulna / Sylhet / Barisal/ Rangpur/ Mymensingh Division.
14. Joint Chief (Planning), Health Service Division, Ministry of Health & Family Welfare, Bangladesh Secretariat, Dhaka
15. Joint Chief (Population & Planning wing), Planning commission, Sher-e-Bangla Nagar, Dhaka.
16. Joint Chief (Planning), Program Management and Monitoring Unit (PMMU), Azimpur, Dhaka-1205.
17. Superintendent, Maternal & Child Health Training Institute (MCHTI), Azimpur, Dhaka.
18. Director, Mohammadpur Fertility Services & Training Centre (MFSTC), Mohammadpur, Dhaka.
19. Director, Maternal & Child Health Training Institute (MCHTI), Lalkuthi, Mirpur, Dhaka.
20. P.S. to the Honorable Minister, Ministry of Health and Family Welfare, Bangladesh Secretariat, Dhaka, for kind information of the Honorable Minister.
21. Deputy Chief (Planning), Medical Education & Family Welfare Division, Ministry of Health & Family Welfare, Bangladesh Secretariat, Dhaka.
22. Additional Director (Drugs and Stores), Directorate General of Family Planning, Central Warehouse, Mohakhali, Dhaka.
23. Deputy Director, Family Planning, ----- District (You are requested to take appropriate measures to ensure timely online submission of Form 7B report from upazilas).
24. Regional/District Consultant, FPCS-QIT, District Family Planning Office, ----- District.
25. Central/Regional Supply Officer, Family Planning, ----- CWH/RWHs.
26. Assistant Maintenance Engineer, MIS Unit, DGFP (Requested to upload this report to DGFP website).
27. Country Project Director, SIAPS/MSH, House: 3, Road: No. 23B, Gulshan-1, Dhaka-1212.
28. Country Director, the World Bank, E-32, Agargaon, Sher-e-Bangla Nagar, Dhaka-1207.
29. Team Leader, Population & Health Team, USAID, Madani Avenue, Baridhara, Dhaka.
30. Country Representative, UNFPA, IDB Bhaban, Agargaon, Sher-E-Bangla Nagar, Dhaka.
31. Managing Director, SMC, SMC Tower, 33 Banani C/A, Dhaka-1213.
32. Documentation Center, IEM Unit, Directorate General of Family Planning, 6 Kawran Bazar, Dhaka.
33. Responsible person of Dispatch Section, MIS Unit, DGFP (Requested to distribute the published 'Family Planning Monthly Logistics Report' to concerned Person/Office/Organization).
34. PA to Director General, Directorate General of Family Planning, 6 Kawran Bazar, Dhaka 1215.
35. Concerned Organization/Person.



(Shafiul Haque)
Deputy Director (MIS)

Table Of Contents

	Page
1. DGFP Stock Status Report	1-2
2. National Receipts Quantity by Product by Month	3
3. National Level Contraceptive Summary Report	4
4. Stock Status Report at Different Levels	5
5. Contraceptive Stock Status by Product at Upazila Store and Field	6-10
6. Contraceptive Stock Status by Product at Regional Warehouses/Upazila	11-31
7. Month-wise Consumption Trend	32-34
8. Report on Upazila and Warehouse Having Stock Out in last month	35

1. DGFP Stock Status Report

Year →	2021												2022												2023												2024			
	5	6	7	8	9	10	11	12	1	2	3	4	5	6	7	8	9	10	11	12	1	2	3	4	5	6	7	8	9	10	11	12	1	2	3	4				
Min.-Max. →	Min												Max																											
Product ↓	CS - 88.88m : 11.0 MOS																																							
Condom	11.0 MOS												67m = 8.2 MOS																											
*AMC = 8.10m													FY 2020-21: 67m (GoB Rev.)																											
	CS - 123.24m : 20.2 MOS																																							
Pill (Total)	20.2 MOS												33.37m = 5.5 MOS																											
*AMC = 6.11m													FY 2020-21: 113.97m (80.6m received)																											
	CS (0.570): 42.8 MOS																																							
IUD	42.8 MOS (November 2024)																																							
*AMC = 13,320																									FY 2020-21: 16m (14m - RPA & 2m Rev.)															
	CS (29.34m): 36.5 MOS																																							
Injectables	36.5 MOS (April 2024)																																							
*AMC = 0.80m													FY 2020-21: 0.575m (RPA)																											
	CS-(0.108m): 3.3 MOS												0.575m = 17.3 MOS																											
Implant	3.3 MOS												0.575m = 17.3 MOS																											
*AMC = 33,128																																								
	Pill (Total): 2nd & 3rd generation Shukhi and APON																																							
	*AMC is calculated based on past 6-months consumption																																							
	Data Sources: DGFP/L&S unit, DGFP LMIS web site - https://scmpbd.org/																																							
	Central Warehouse WIMS data and Approved DGFP Procurement Plan																																							
	National min-max stock level is 6 & 10 MOS																																							
	AMC = Average Monthly Consumption																																							

Legend:

- Current Stock (CS): Less than 3 MOS
- Current Stock (CS): MOS 3.0 to Less than 6 MOS
- Current Stock (CS): MOS 6 and above
- Planned for FY 2020-21
- Procurement completed, yet to be received
- Donation

DGFP STOCK STATUS NOTES
(For Contraceptives)
Month: April 2021

CONDOM – Current national stock is 88.88 million pieces and this stock can be used up to March 2022.

- 2019-20: GoB (Rev.) – 175.75 million pcs: DGFP received total 175.75 million as of 31st March 2021.
- 2020-21: GoB (Rev.) – 67 million pcs. (Revised plan): IFT published on 05-08-2020, tender opened on 17-08-2020, TEC meeting held on 31-08-2020 and contract signed on 08/10/2020. Goods will be delivered from May 2021 and onward.

PILL – Current national stock of Oral Contraceptive Pill is 123.24 million cycles which will go up to December 2022.

- 2020-21: GoB (RPA) – 22.47 million cycles (2nd Generation): Tender rejected and IFT (Retender) published on 18-11-2020 and TOC held on 02-12-2020. TEC held on 06/01/2021. Proposal Send to ministry for approval on 07-02-2021. Proposal approved by the ministry & contract signed on 29-03-2021. Goods will be delivered from May 2021 and onward.
- 2020-21: GoB (RPA) – 54.5 million cycles (3rd Generation): 1st and 2nd TEC meeting held on 12/10/2020 and 20/10/2020 respectively. Send to CCGP through ministry for approval on 22-11-2020. Proposal approved by CCGP on 23/12/2020. Contract signed on 11/01/2021(For Lot-01) and 18/01/2021(For Lot 02 & 03). DGFP received 43.59 million as of 30th April 2021. Rest 10.91 million is scheduled to deliver to DGFP from May 2021 and onward.
- 2020-21: GoB (RPA) – 4 million cycles (POP - Apon): IFT published on 02-09-20 and Tender opened on 30-09-20. TEC meeting held on 19-10-20. NOA issued on 15-11-2020. Contract signed on 09/12/2020. DGFP received the total quantity in February 2021.
- 2020-21: GoB (Rev.) – 31m (2nd Generation): Contract signed on 15/10/2020. DGFP received all 31 million cycles as of 31st January 2021.
- 2020-21: GoB (Rev.) – 6 million (3rd Generation): Contract signed on 14/10/2020. DGFP received total 6 million cycles in November & December 2020.
- 2020-21: GoB (Rev.) – 0.5 million cycles (POP- APON): Contract signed on 04/10/2020. DGFP received the total quantity in November 2020.

IUD – Current national stock is 0.570 million pcs and this stock can be used up to November 2024.

INJECTABLES – Current stock of 29.34 million vials and that can be used up to April 2024.

- 2020-21: GoB (RPA) – 14 million vials: IFT published on 16-09-2020. TEC held on 28-10-2020, Send to ministry on 05-11-2020 for approval. Contract signed on 14/12/2020. DGFP received total 14 million in January & February 2021.
- 2020-21: GoB (Rev.) – 2 million vials: Contract signed on 07/10/2020 and DGFP received full quantity as of 31st October 2020.

IMPLANT – Current stock is 0.108 million sets and this can be used up to July 2021.

- 2019-20: GoB (RPA) - 300,000 sets (Two rods – Revised plan): TEC held on 17-02-2021 and tender rejected again on 22-02-21 for 3rd time. And again IFT published on 25/02/2021 as retender 4th time. Tender opened on 31st March. TEC held on 11-04-2021 & 20-04-2021, evaluation completed and sent to MOHFW for review and approval.
- 2020-21: GoB (RPA)–0.275 million sets of single rod implant plan approved by DG. IFT published on 05-10-2020. Tender opened on 19-11-2020. Tender rejected due to not dropping by any vendor.
- 2020-21: GoB (RPA) – 0.275 million sets of two rod implant plan approved by DG. IFT published on 18-01-2021. Tender opened on 08-03-2021. TEC held on 14-03-2021 & 28-03-2021, evaluation completed and MOHFW has given approval on April 28, 2021. NOA issued on 29/04/2021.

You can also download the previous reports from <http://www.scmpbd.org>

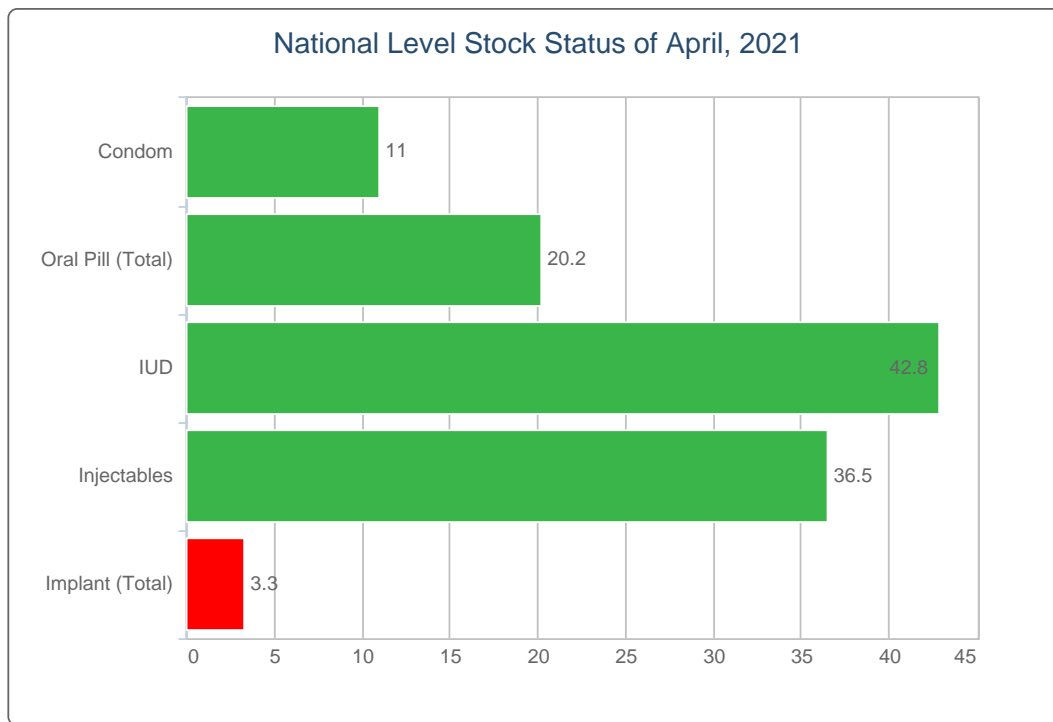
2. National Receipts Quantity by Product by Month

Contraceptive Received Report

Month: April, 2021

Item	Supplier	Receiver	Date Receipts	Qty
<i>No National Receive This Month</i>				

3. National Level Contraceptive Summary Report



■ MOS: < 3.0

■ MOS: 3.0 - 5.9

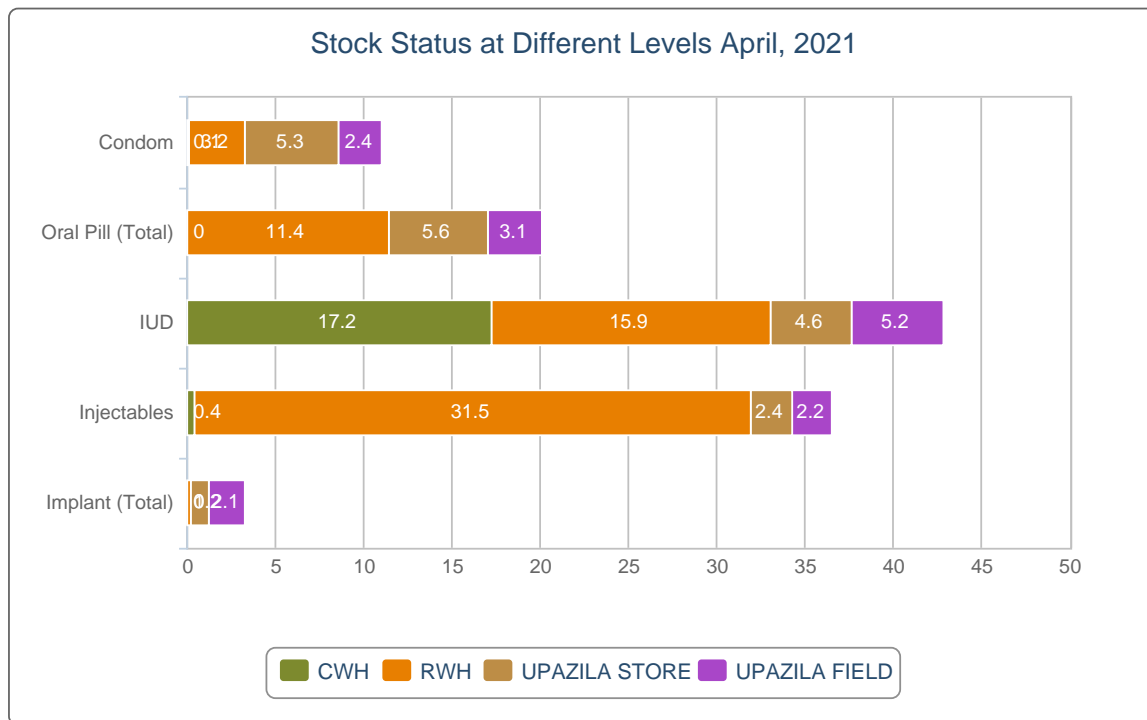
■ MOS: 6.0 and above

MOS = Month of Stock

National Level Stock Status of April, 2021

SL	Name of Products	Reported Consumption	Reported Closing Balance	Average Monthly Consumption	MOS
1	Condom	7,489,215	88,881,292	8,103,698	11.0
2	Oral Pill (Total)	5,979,488	123,239,535	6,107,799	20.2
3	IUD	9,244	570,709	13,320	42.8
4	Injectables	784,318	29,342,924	803,207	36.5
5	Implant (Total)	10,516	108,390	33,125	3.3

4. Stock Status Report at Different Levels

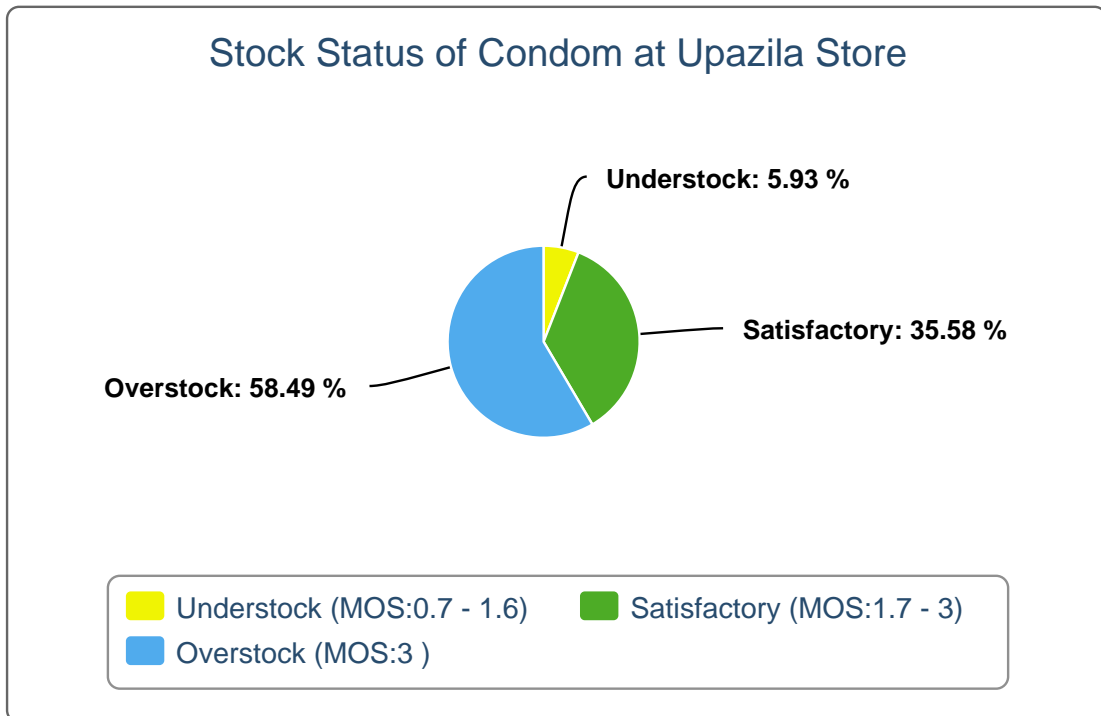


Stock Status at Different Levels April, 2021

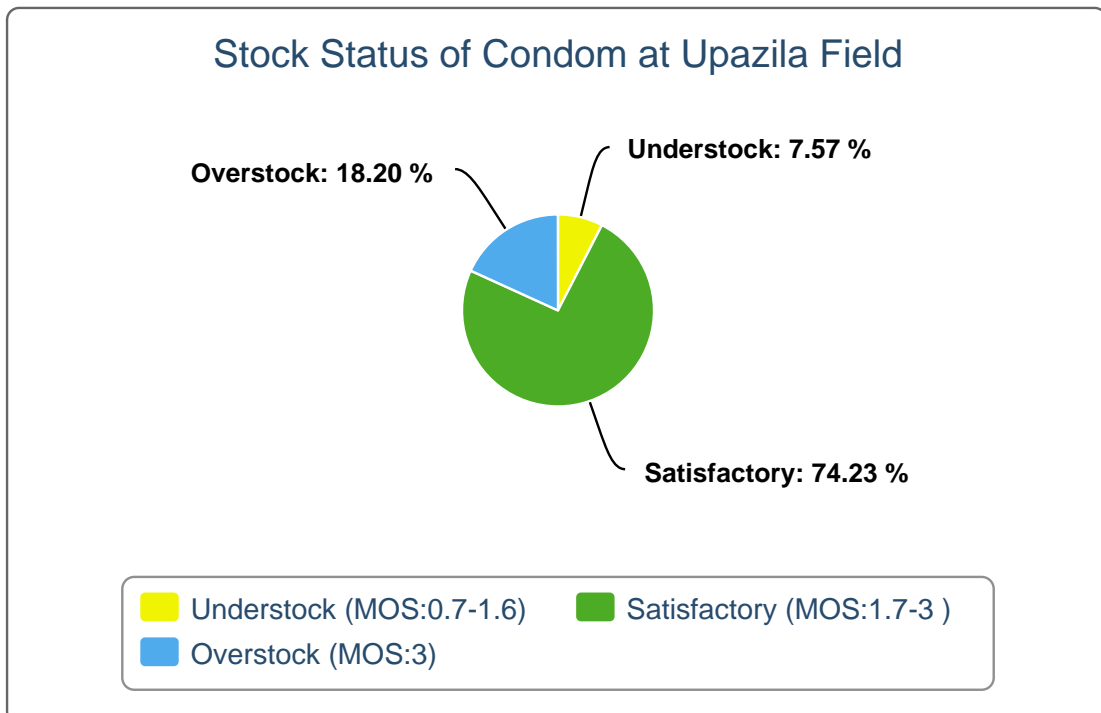
Products	Avg. Consump. of Last 6 Months	CWH Level	MOS	RWH Level	MOS	Upazila Level	MOS	Field Level	MOS	National Level	MOS
Condom	8,103,698	601,200	0.1	26,013,800	3.2	43,181,077	5.3	19,085,215	2.4	88,881,292	11
Oral Pill (Total)	6,107,799	174,890	0	69,597,118	11.4	34,441,544	5.6	19,025,983	3.1	123,239,535	20.2
IUD	13,320	229,250	17.2	211,183	15.9	61,479	4.6	68,797	5.2	570,709	42.8
Injectables	803,207	305,081	0.4	25,297,800	31.5	1,949,475	2.4	1,790,568	2.2	29,342,924	36.5
Implant (Total)	33,125	500	0	5,475	0.2	34,479	1	67,936	2.1	108,390	3.3

5. Contraceptive Stock Status by Product at Upazila Store and Field

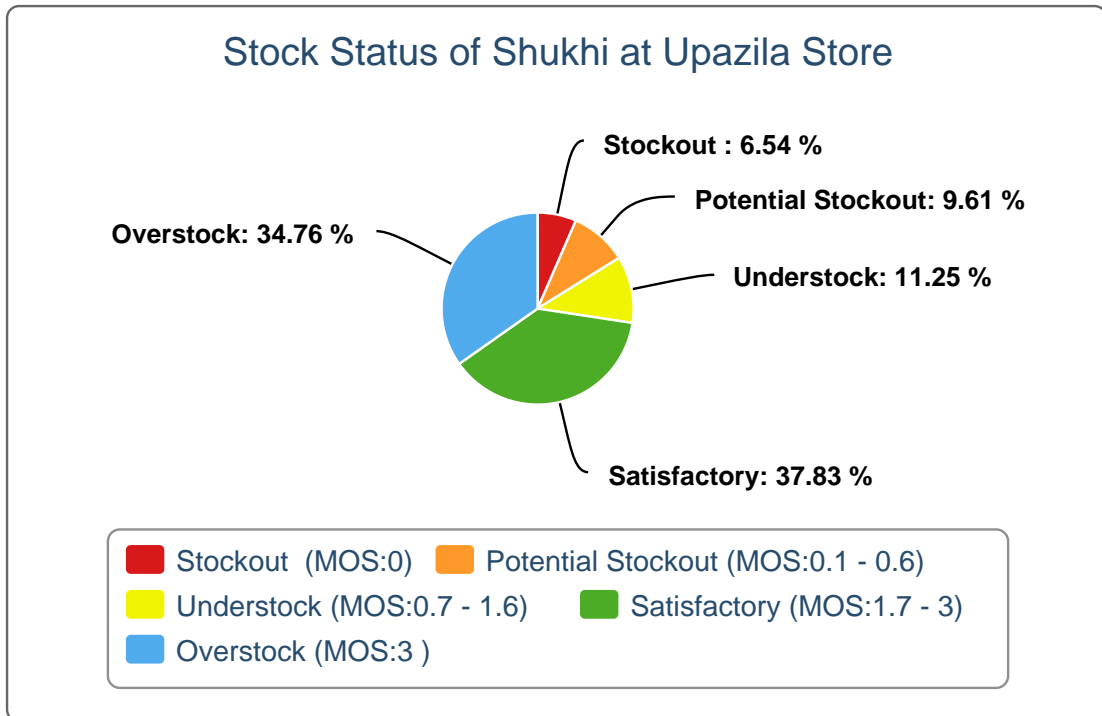
5(a).



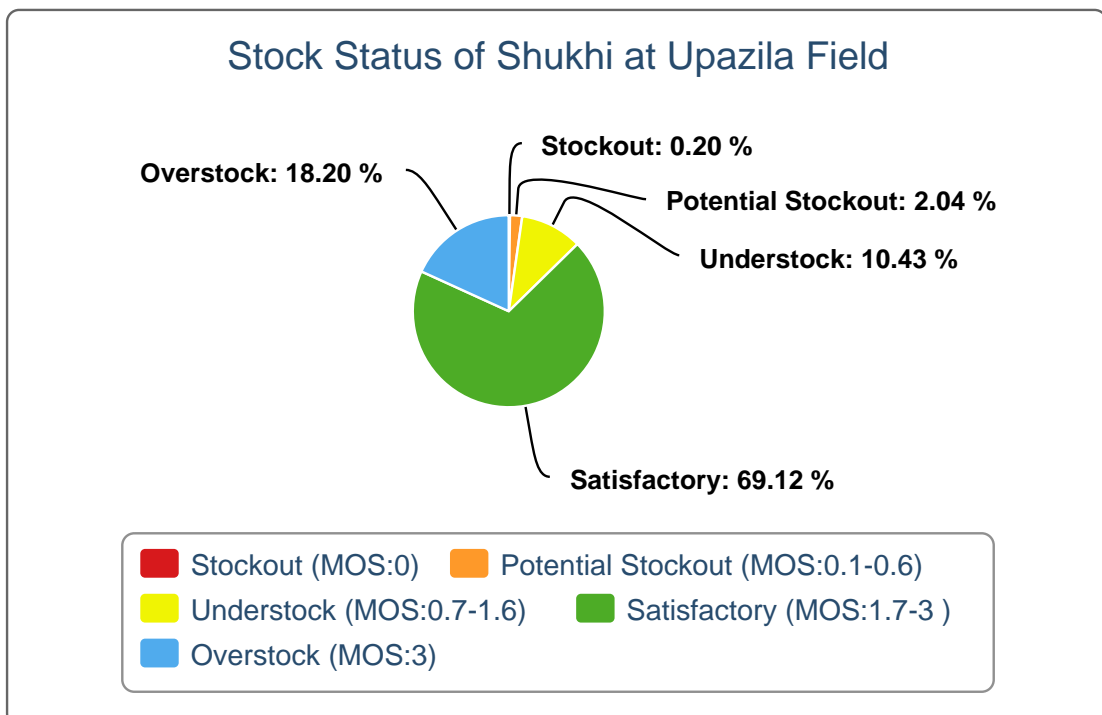
5(b).



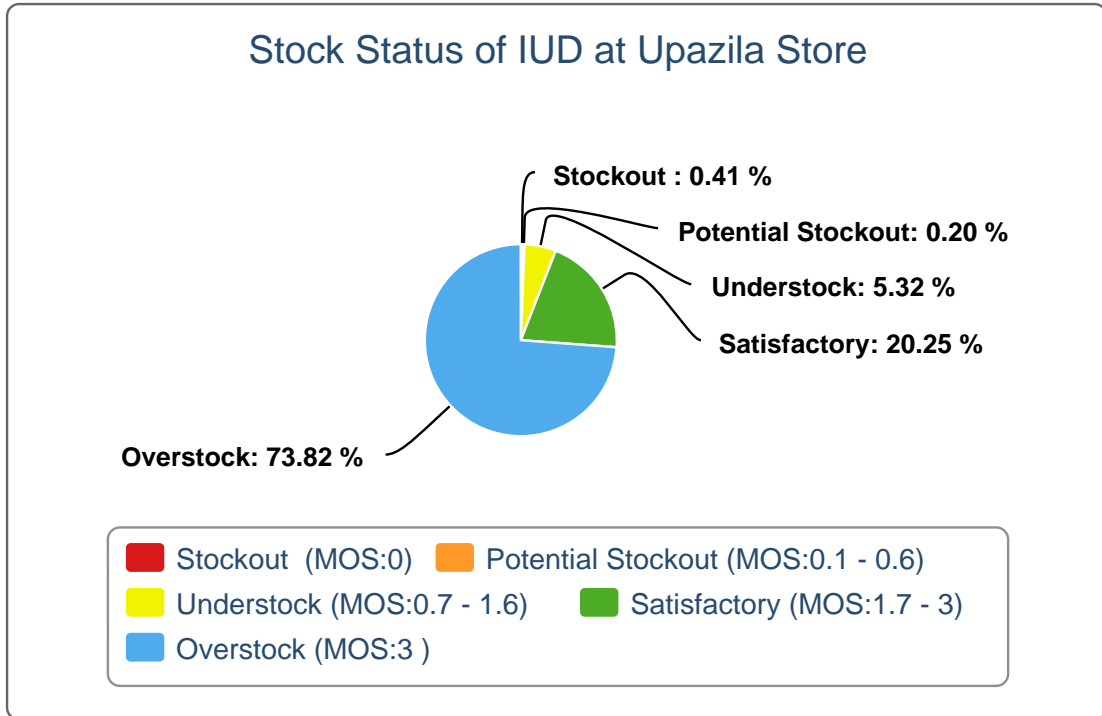
5(c).



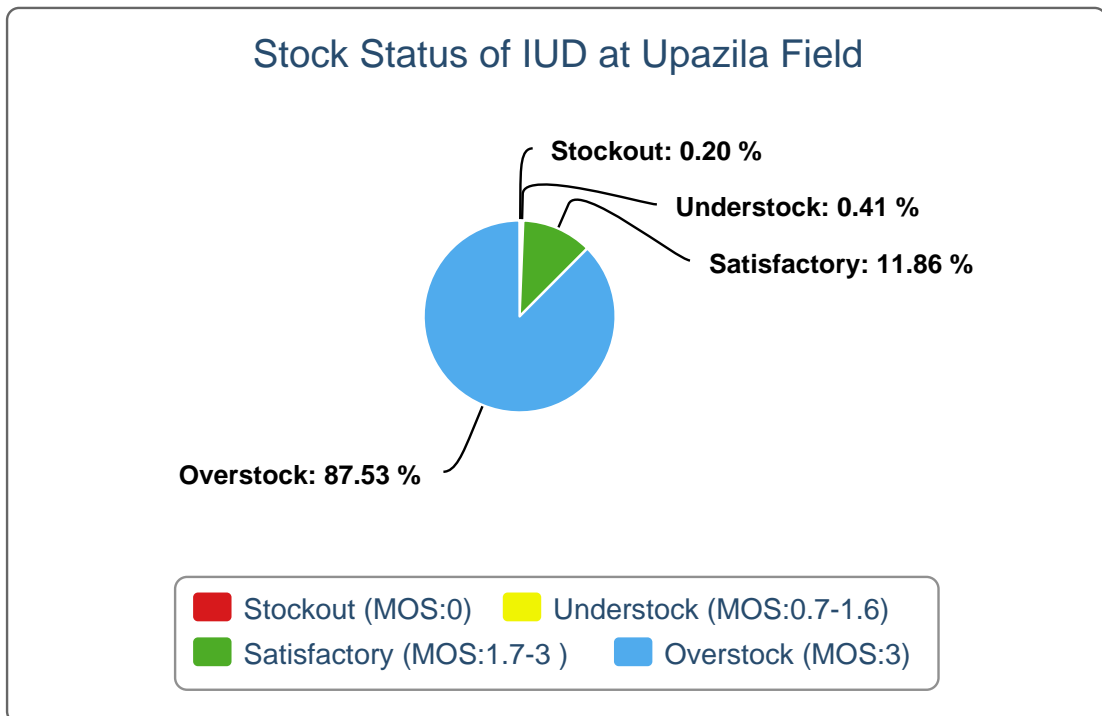
5(d).



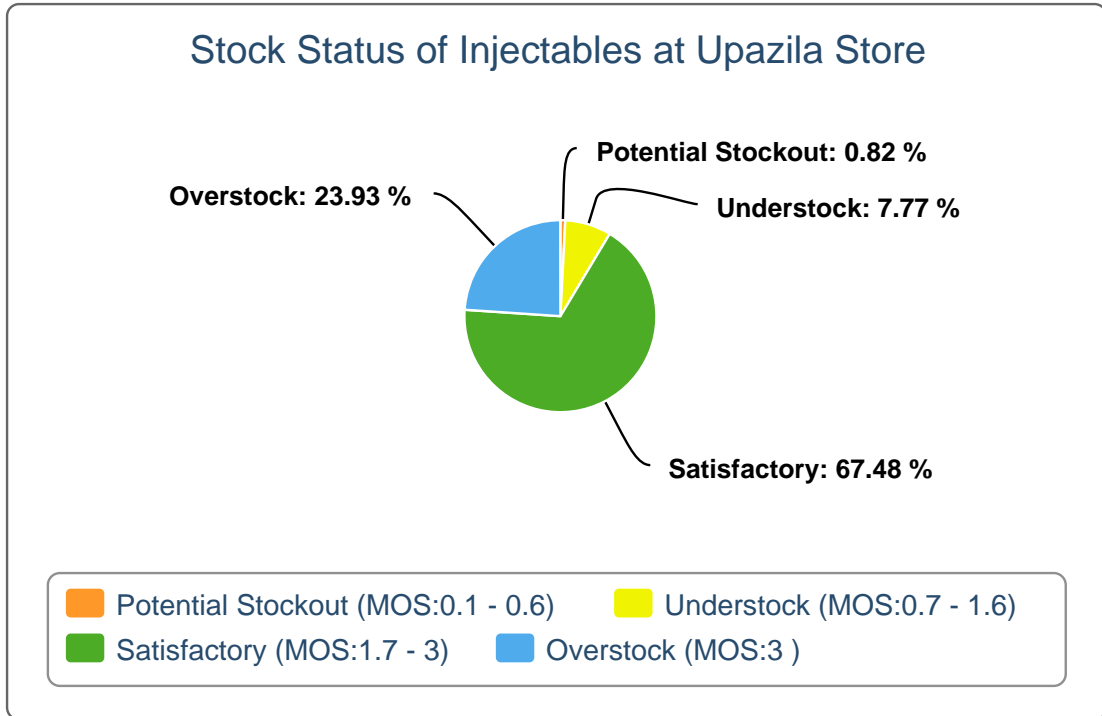
5(e).



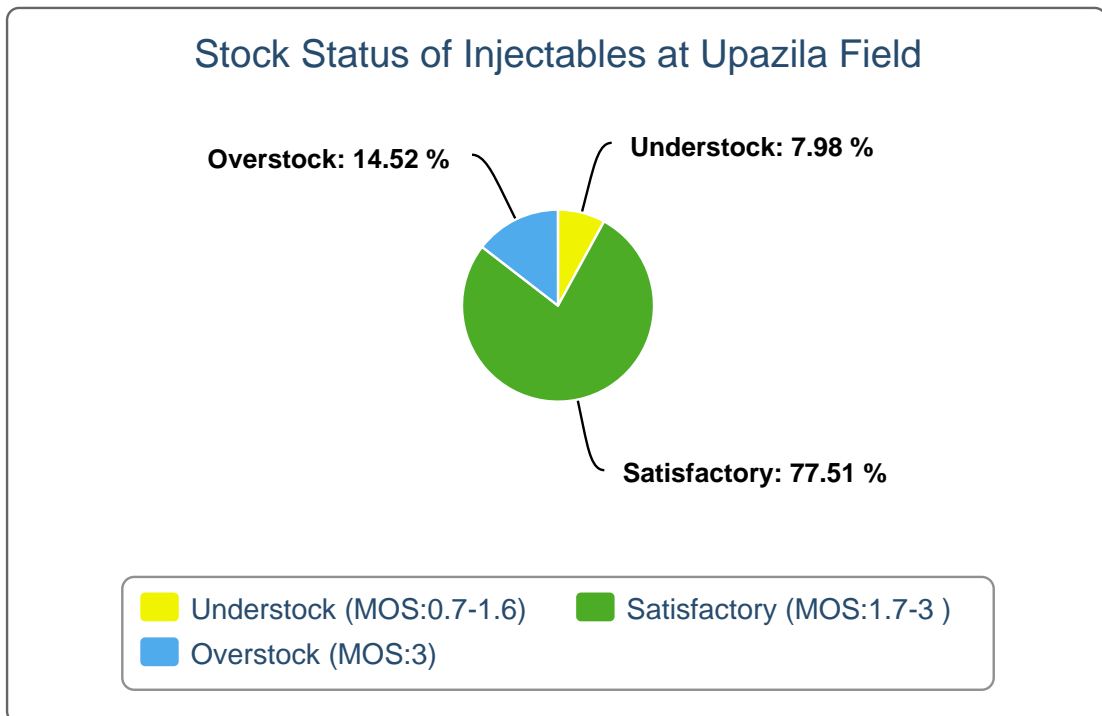
5(f).



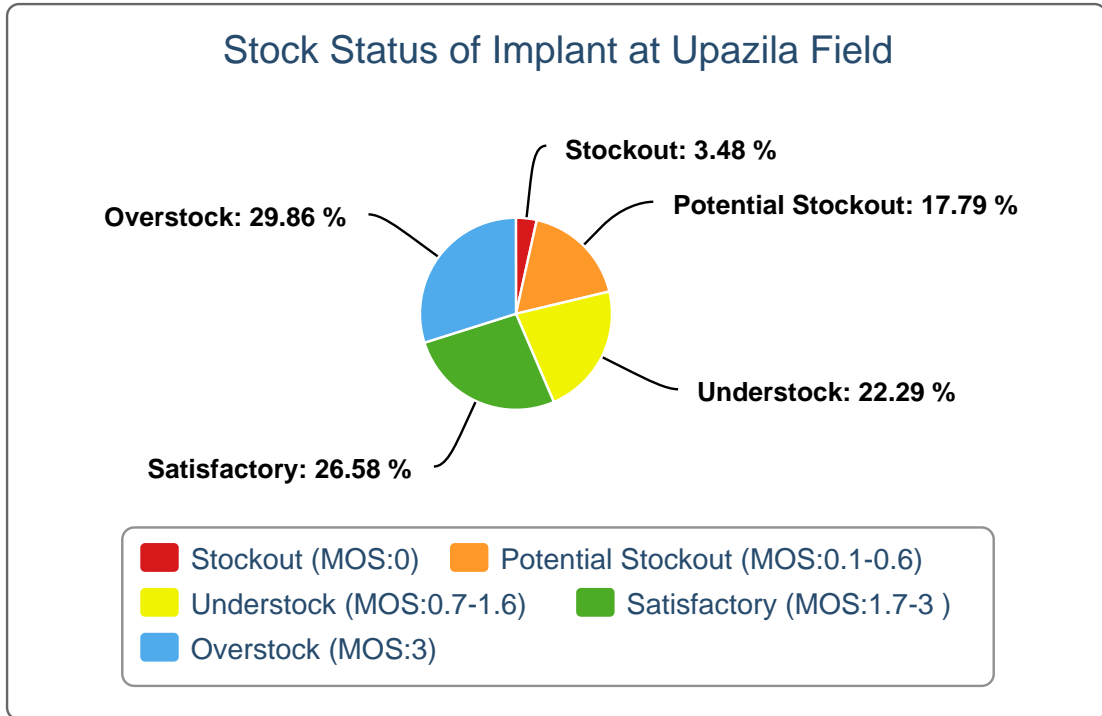
5(g).



5(h).



5(i).



6(a). Contraceptive Stock Status by Product at Regional Warehouses

SL	WH Name	Condom			Shukhi			IUD			Injectables			Implant		
		CBL	AMD	MOS	CBL	AMD	MOS	CBL	AMD	MOS	CBL	AMD	MOS	CBL	AMD	MOS
1	Bandarban RWH	118,800	34,006	3.5	162,720	20,978	7.8	850	132	6.4	7,000	2,625	2.7	50	188	0.3
2	Barishal RWH	2,743,200	210,339	13.0	40,800	180,936	0.2	10,900	362	30.1	118,000	26,697	4.4	350	887	0.4
3	Bhola RWH	180,000	42,525	4.2	281,280	52,246	5.4	4,250	122	34.8	59,000	27,254	2.2	700	322	2.2
4	Bogura RWH	415,200	495,909	0.8	17,243,520	332,398	51.9	18,400	507	36.3	6,412,500	29,611	216.6	0	2,394	0.0
5	Chattogram RWH	8,954,600	366,296	24.4	23,891,338	284,471	84.0	22,280	1,369	16.3	9,928,100	45,455	218.4	0	2,314	0.0
6	Cumilla RWH	424,800	426,329	1.0	691,200	329,800	2.1	12,450	1,343	9.3	181,000	55,757	3.2	0	2,350	0.0
7	Dhaka CWH	601,200	1,203,948	0.5	174,890	696,340	0.3	229,250	1,793	127.9	305,081	86,962	3.5	500	2,811	0.2
8	Dinajpur RWH	820,800	169,435	4.8	82,080	250,685	0.3	12,450	477	26.1	114,000	30,577	3.7	50	1,943	0.0
9	Faridpur RWH	1,198,800	443,178	2.7	231,360	287,488	0.8	13,100	718	18.2	75,000	30,943	2.4	150	2,196	0.1
10	Jamalpur RWH	684,000	288,526	2.4	179,520	224,220	0.8	9,200	234	39.3	92,000	24,828	3.7	0	1,100	0.0
11	Jashore RWH	64,800	426,665	0.2	329,760	258,419	1.3	11,550	376	30.7	72,400	37,901	1.9	750	1,262	0.6
12	Khulna RWH	362,400	502,361	0.7	20,872,810	322,571	64.7	18,050	549	32.9	7,449,000	32,305	230.6	0	1,390	0.0
13	Kushtia RWH	1,090,800	277,019	3.9	359,040	143,832	2.5	5,308	174	30.5	33,500	29,123	1.2	300	802	0.4
14	Mymensingh RWH	6,595,200	578,152	11.4	80,640	722,872	0.1	11,500	802	14.3	191,000	49,989	3.8	50	2,634	0.0
15	Noakhali RWH	576,000	215,423	2.7	676,320	154,087	4.4	2,750	755	3.6	43,300	38,035	1.1	50	1,459	0.0
16	Pabna RWH	234,000	457,347	0.5	375,840	310,174	1.2	5,700	770	7.4	89,000	39,631	2.2	850	881	1.0
17	Patuakhali RWH	86,400	94,040	0.9	327,360	127,682	2.6	10,150	290	35.0	44,600	21,293	2.1	375	1,025	0.4
18	Rajshahi RWH	86,400	596,468	0.1	181,920	249,840	0.7	14,495	334	43.4	86,400	29,441	2.9	600	1,274	0.5
19	Rangamati RWH	122,400	43,347	2.8	158,880	34,743	4.6	1,100	85	12.9	17,000	2,795	6.1	100	255	0.4
20	Rangpur RWH	597,600	463,836	1.3	3,158,090	601,132	5.3	7,100	1,145	6.2	163,000	95,139	1.7	0	2,487	0.0
21	Sylhet RWH	344,400	527,401	0.7	267,840	337,035	0.8	16,000	648	24.7	75,000	45,299	1.7	0	2,221	0.0
22	Tangail RWH	313,200	241,148	1.3	4,800	185,850	0.0	3,600	335	10.7	47,000	21,547	2.2	1,100	930	1.2

6(b). Contraceptive Stock Status by Product at Upazila

SL	Warehouse Name	Upazila Name	Condom			Shukhi			IUD			Injectables			Implant		
			CBL	AMD	MOS	CBL	AMD	MOS	CBL	AMD	MOS	CBL	AMD	MOS	CBL	AMD	MOS
1	Bandarban RWH	Alikadam	20,376	8,712	2.3	7,295	3,590	2.0	64	25	2.6	133	436	0.3	132	38	3.5
2	Bandarban RWH	Bandarban Sadar	8,918	3,224	2.8	10,340	3,561	2.9	78	32	2.4	1,236	477	2.6	18	44	0.4
3	Bandarban RWH	Lama	9,984	5,643	1.8	10,905	4,961	2.2	64	44	1.5	476	642	0.7	42	28	1.5
4	Bandarban RWH	Naikhongchhari	19,088	6,226	3.1	10,375	3,300	3.1	33	9	3.7	1,282	579	2.2	25	32	0.8
5	Bandarban RWH	Rowangchhari	11,216	2,331	4.8	8,065	1,953	4.1	34	7	4.9	138	215	0.6	10	15	0.7
6	Bandarban RWH	Ruma	6,732	5,851	1.2	6,175	1,651	3.7	32	7	4.6	170	116	1.5	35	7	5.0
7	Bandarban RWH	Thanchi	11,838	2,019	5.9	8,400	1,962	4.3	34	8	4.3	983	160	6.1	46	24	1.9
8	Barishal RWH	Agailjhara	89,010	6,623	13.4	24,150	7,889	3.1	101	11	9.2	1,388	665	2.1	52	29	1.8
9	Barishal RWH	Babuganj	324,800	5,232	62.1	33,855	6,318	5.4	53	17	3.1	1,120	538	2.1	50	42	1.2
10	Barishal RWH	Bakerganj	669,222	15,213	44.0	39,315	14,111	2.8	48	24	2.0	3,916	1,868	2.1	0	66	0.0
11	Barishal RWH	Banari Para	327,244	5,111	64.0	28,285	6,989	4.0	32	8	4.0	1,160	516	2.2	50	45	1.1
12	Barishal RWH	Barishal Sadar (kotwali)	99,384	36,413	2.7	52,420	15,637	3.4	143	60	2.4	8,742	3,460	2.5	46	119	0.4
13	Barishal RWH	Bhandaria	52,252	10,233	5.1	22,815	7,591	3.0	157	19	8.3	2,131	1,002	2.1	50	32	1.6
14	Barishal RWH	Gaurnadi	67,200	8,882	7.6	25,775	10,102	2.6	62	15	4.1	1,966	1,023	1.9	50	51	1.0
15	Barishal RWH	Hizla	147,476	7,296	20.2	29,625	5,352	5.5	21	9	2.3	2,946	1,415	2.1	100	12	8.3
16	Barishal RWH	Indurkani	183,368	4,136	44.3	17,885	4,621	3.9	89	7	12.7	1,311	624	2.1	50	28	1.8
17	Barishal RWH	Jhalokati Sadar	112,700	7,562	14.9	24,830	6,864	3.6	88	14	6.3	1,646	775	2.1	100	76	1.3
18	Barishal RWH	Kanthalia	96,237	4,067	23.7	17,875	4,662	3.8	43	4	10.8	1,231	613	2.0	100	23	4.3
19	Barishal RWH	Kawkhali	79,000	4,647	17.0	18,870	3,452	5.5	70	14	5.0	704	357	2.0	50	21	2.4
20	Barishal RWH	Mathbaria	188,148	13,137	14.3	47,710	16,506	2.9	75	19	3.9	3,289	1,579	2.1	60	40	1.5
21	Barishal RWH	Mehendiganj	33,276	11,221	3.0	26,780	10,269	2.6	59	26	2.3	12,676	4,162	3.0	50	23	2.2
22	Barishal RWH	Muladi	23,874	9,987	2.4	10,075	7,418	1.4	16	10	1.6	3,769	1,792	2.1	52	22	2.4
23	Barishal RWH	Nalchity	48,252	6,224	7.8	20,610	6,186	3.3	63	13	4.8	2,576	1,301	2.0	60	22	2.7
24	Barishal RWH	Nazirpur	168,600	14,169	11.9	17,995	11,276	1.6	80	22	3.6	2,690	1,419	1.9	75	33	2.3
25	Barishal RWH	Nesarabad (swarupkati)	138,172	16,330	8.5	38,975	12,179	3.2	141	22	6.4	2,770	1,385	2.0	50	65	0.8

SL	Warehouse Name	Upazila Name	Condom			Shukhi			IUD			Injectables			Implant		
			CBL	AMD	MOS	CBL	AMD	MOS	CBL	AMD	MOS	CBL	AMD	MOS	CBL	AMD	MOS
26	Barishal RWH	Pirojpur Sadar	82,668	9,657	8.6	28,890	7,545	3.8	54	25	2.2	1,699	883	1.9	100	41	2.4
27	Barishal RWH	Rajapur	105,496	5,334	19.8	19,985	4,802	4.2	50	4	12.5	1,104	546	2.0	50	11	4.5
28	Barishal RWH	Wazirpur	982,116	8,865	110.8	36,230	11,167	3.2	76	19	4.0	1,456	774	1.9	75	86	0.9
29	Bhola RWH	Bhola Sadar	23,721	11,896	2.0	20,248	11,444	1.8	166	49	3.4	10,854	5,215	2.1	120	125	1.0
30	Bhola RWH	Burhanuddin	20,710	3,025	6.8	12,840	7,289	1.8	53	19	2.8	8,702	1,331	6.5	150	32	4.7
31	Bhola RWH	Char Fasson	31,500	13,774	2.3	53,185	14,699	3.6	63	24	2.6	17,585	8,789	2.0	200	64	3.1
32	Bhola RWH	Daulat Khan	39,594	1,658	23.9	49,906	4,311	11.6	115	5	23.0	7,900	3,479	2.3	500	13	38.5
33	Bhola RWH	Lalmohan	15,530	6,717	2.3	34,389	9,563	3.6	62	17	3.6	10,920	5,114	2.1	150	26	5.8
34	Bhola RWH	Manpura	13,276	4,074	3.3	7,330	2,386	3.1	72	3	24.0	4,300	1,806	2.4	20	32	0.6
35	Bhola RWH	Tazumuddin	40,378	1,381	29.2	56,085	2,554	22.0	60	5	12.0	4,074	1,520	2.7	50	30	1.7
36	Bogura RWH	Adamdighi	37,500	9,317	4.0	80,465	5,986	13.4	160	10	16.0	1,680	255	6.6	0	53	0.0
37	Bogura RWH	Akkelpur	23,052	6,031	3.8	782,900	4,655	168.2	64	12	5.3	1,306	355	3.7	0	79	0.0
38	Bogura RWH	Atrai	46,700	11,443	4.1	41,705	10,768	3.9	140	6	23.3	1,730	496	3.5	0	50	0.0
39	Bogura RWH	Badalgachhi	19,574	9,705	2.0	37,885	9,863	3.8	31	6	5.2	3,037	1,192	2.5	0	67	0.0
40	Bogura RWH	Bogura Sadar	115,700	71,739	1.6	56,677	14,415	3.9	87	43	2.0	5,120	2,343	2.2	55	157	0.4
41	Bogura RWH	Dhamoirhat	37,504	7,325	5.1	1,173,885	6,923	169.6	81	8	10.1	1,766	547	3.2	0	27	0.0
42	Bogura RWH	Dhunat	71,400	33,308	2.1	71,815	20,208	3.6	98	14	7.0	2,833	1,993	1.4	0	94	0.0
43	Bogura RWH	Dhupchanchia	40,650	8,343	4.9	58,400	7,581	7.7	94	10	9.4	2,894	679	4.3	5	107	0.0
44	Bogura RWH	Gabtali	63,132	27,195	2.3	46,640	13,922	3.4	104	6	17.3	5,203	2,330	2.2	0	127	0.0
45	Bogura RWH	Ghoraghat	18,200	5,357	3.4	32,385	6,275	5.2	56	14	4.0	902	302	3.0	2	38	0.1
46	Bogura RWH	Hakimpur	20,500	6,578	3.1	29,807	4,083	7.3	55	11	5.0	663	220	3.0	0	31	0.0
47	Bogura RWH	Joypurhat Sadar	37,380	16,184	2.3	29,930	10,781	2.8	80	39	2.1	1,804	800	2.3	0	177	0.0
48	Bogura RWH	Kahaloo	62,232	16,641	3.7	32,535	11,114	2.9	91	31	2.9	2,508	889	2.8	0	124	0.0
49	Bogura RWH	Kalai	13,536	6,147	2.2	38,105	7,540	5.1	60	12	5.0	830	375	2.2	0	51	0.0
50	Bogura RWH	Khetlal	37,824	6,596	5.7	43,805	4,677	9.4	40	12	3.3	955	239	4.0	0	61	0.0

SL	Warehouse Name	Upazila Name	Condom			Shukhi			IUD			Injectables			Implant		
			CBL	AMD	MOS	CBL	AMD	MOS	CBL	AMD	MOS	CBL	AMD	MOS	CBL	AMD	MOS
51	Bogura RWH	Mahadebpur	20,004	15,918	1.3	27,620	15,643	1.8	37	12	3.1	2,401	813	3.0	0	129	0.0
52	Bogura RWH	Manda	49,200	22,511	2.2	75,180	27,975	2.7	242	61	4.0	6,311	1,883	3.4	50	70	0.7
53	Bogura RWH	Nandigram	29,300	9,032	3.2	26,265	10,065	2.6	90	4	22.5	920	377	2.4	0	53	0.0
54	Bogura RWH	Naogaon Sadar	80,168	23,448	3.4	54,245	14,134	3.8	110	18	6.1	4,463	1,308	3.4	0	86	0.0
55	Bogura RWH	Niamatpur	50,588	14,458	3.5	1,309,300	13,649	95.9	198	11	18.0	3,115	881	3.5	0	69	0.0
56	Bogura RWH	Panchbibi	57,500	10,549	5.5	64,158	6,752	9.5	94	16	5.9	3,762	809	4.7	226	90	2.5
57	Bogura RWH	Patnitala	40,800	8,656	4.7	54,164	8,374	6.5	84	9	9.3	2,666	609	4.4	0	69	0.0
58	Bogura RWH	Porsha	31,476	10,589	3.0	70,735	8,757	8.1	104	15	6.9	2,857	465	6.1	0	30	0.0
59	Bogura RWH	Raninagar	39,800	11,103	3.6	34,225	8,036	4.3	110	7	15.7	1,448	505	2.9	0	37	0.0
60	Bogura RWH	Sapahar	38,270	10,563	3.6	45,940	9,671	4.8	91	7	13.0	2,516	997	2.5	50	40	1.3
61	Bogura RWH	Sariakandi	50,628	15,409	3.3	476,395	8,914	53.4	146	27	5.4	3,435	1,172	2.9	0	109	0.0
62	Bogura RWH	Shajahanpur	93,238	46,288	2.0	37,680	13,588	2.8	84	14	6.0	4,580	1,062	4.3	0	110	0.0
63	Bogura RWH	Sherpur	78,600	29,682	2.6	79,465	18,081	4.4	55	21	2.6	3,026	1,566	1.9	0	84	0.0
64	Bogura RWH	Shibganj	32,300	15,376	2.1	419,900	20,152	20.8	32	12	2.7	7,000	3,377	2.1	0	81	0.0
65	Bogura RWH	Sonatola	34,640	10,418	3.3	38,425	9,816	3.9	102	39	2.6	1,649	772	2.1	0	94	0.0
66	Chattogram RWH	Anowara	20,700	8,669	2.4	143,930	9,748	14.8	85	20	4.3	919	855	1.1	100	44	2.3
67	Chattogram RWH	Banshkhali	27,720	11,345	2.4	26,980	9,711	2.8	47	19	2.5	4,342	2,035	2.1	250	102	2.5
68	Chattogram RWH	Boalkhali	268,536	7,669	35.0	191,954	8,477	22.6	95	32	3.0	1,031	468	2.2	50	41	1.2
69	Chattogram RWH	Chakaria	23,316	14,347	1.6	38,385	15,087	2.5	126	67	1.9	4,142	3,205	1.3	50	78	0.6
70	Chattogram RWH	Chandanaish	30,600	7,488	4.1	39,460	7,181	5.5	101	34	3.0	2,500	867	2.9	100	44	2.3
71	Chattogram RWH	Cox's Bazar Sadar	23,592	18,817	1.3	106,870	14,795	7.2	168	57	2.9	2,730	3,158	0.9	245	91	2.7
72	Chattogram RWH	Dighinala	19,680	8,695	2.3	30,283	8,459	3.6	71	14	5.1	1,707	868	2.0	50	43	1.2
73	Chattogram RWH	Double Mooring	101,016	44,602	2.3	31,795	10,741	3.0	336	226	1.5	5,127	2,230	2.3	28	175	0.2
74	Chattogram RWH	Fatikchhari	205,500	13,166	15.6	240,085	14,131	17.0	89	24	3.7	3,145	1,685	1.9	0	180	0.0
75	Chattogram RWH	Hathazari	58,621	27,277	2.1	48,305	15,454	3.1	87	30	2.9	2,845	1,227	2.3	50	65	0.8

SL	Warehouse Name	Upazila Name	Condom			Shukhi			IUD			Injectables			Implant		
			CBL	AMD	MOS	CBL	AMD	MOS	CBL	AMD	MOS	CBL	AMD	MOS	CBL	AMD	MOS
76	Chattogram RWH	Khagrachhari Sadar	32,292	3,461	9.3	68,810	5,252	13.1	136	44	3.1	1,177	539	2.2	46	32	1.4
77	Chattogram RWH	Kutubdia	41,352	2,349	17.6	25,720	2,672	9.6	186	30	6.2	6,773	903	7.5	100	91	1.1
78	Chattogram RWH	Lakshmichhari	6,319	1,103	5.7	8,159	1,991	4.1	21	11	1.9	206	101	2.0	50	15	3.3
79	Chattogram RWH	Lohagara	6,382	5,797	1.1	362,564	6,470	56.0	33	14	2.4	1,381	1,173	1.2	150	28	5.4
80	Chattogram RWH	Mahalchhari	17,048	2,860	6.0	26,755	4,056	6.6	67	5	13.4	318	263	1.2	50	24	2.1
81	Chattogram RWH	Maheshkhali	15,476	6,834	2.3	40,010	15,511	2.6	106	42	2.5	6,019	3,072	2.0	228	100	2.3
82	Chattogram RWH	Manikchhari	23,936	1,221	19.6	18,940	1,733	10.9	124	3	41.3	844	413	2.0	50	41	1.2
83	Chattogram RWH	Matiranga	43,200	7,611	5.7	27,790	6,779	4.1	75	26	2.9	1,301	818	1.6	52	48	1.1
84	Chattogram RWH	Mirsharai	23,236	11,071	2.1	24,225	11,618	2.1	161	50	3.2	2,736	1,557	1.8	100	53	1.9
85	Chattogram RWH	Panchhari	18,328	2,451	7.5	10,075	4,186	2.4	87	4	21.8	352	164	2.1	50	30	1.7
86	Chattogram RWH	Panchlaish	57,880	37,297	1.6	23,321	9,073	2.6	236	119	2.0	4,375	2,214	2.0	10	135	0.1
87	Chattogram RWH	Patiya	46,600	16,691	2.8	42,265	16,038	2.6	180	113	1.6	3,990	1,827	2.2	0	131	0.0
88	Chattogram RWH	Pekua	40,956	7,623	5.4	202,555	7,170	28.3	95	33	2.9	4,774	2,557	1.9	50	52	1.0
89	Chattogram RWH	Ramgarh	13,732	3,303	4.2	5,720	3,892	1.5	34	4	8.5	354	187	1.9	50	25	2.0
90	Chattogram RWH	Ramu	16,928	10,180	1.7	18,080	6,772	2.7	75	62	1.2	3,333	2,080	1.6	0	88	0.0
91	Chattogram RWH	Rangunia	32,307	12,601	2.6	31,536	10,752	2.9	122	42	2.9	2,910	1,421	2.0	100	64	1.6
92	Chattogram RWH	Raozan	13,736	9,507	1.4	13,348	9,599	1.4	113	65	1.7	1,625	1,020	1.6	200	105	1.9
93	Chattogram RWH	Sandwip	20,098	8,966	2.2	31,510	11,312	2.8	161	13	12.4	2,964	1,203	2.5	10	84	0.1
94	Chattogram RWH	Satkania	34,960	8,918	3.9	34,190	7,791	4.4	108	22	4.9	1,471	654	2.2	50	91	0.5
95	Chattogram RWH	Sitakunda	26,869	12,964	2.1	18,845	8,932	2.1	42	35	1.2	2,707	1,132	2.4	50	41	1.2
96	Chattogram RWH	Teknaf	22,500	24,729	0.9	15,020	13,466	1.1	103	66	1.6	2,466	4,283	0.6	170	103	1.7
97	Chattogram RWH	Ukhia	9,566	6,684	1.4	24,295	5,622	4.3	37	43	0.9	1,925	1,276	1.5	23	70	0.3
98	Cumilla RWH	Akhaura	53,248	6,520	8.2	31,971	5,275	6.1	175	14	12.5	2,923	733	4.0	10	22	0.5
99	Cumilla RWH	Ashuganj	110,220	11,532	9.6	31,905	6,217	5.1	226	16	14.1	2,845	778	3.7	0	43	0.0
100	Cumilla RWH	Banchhampur	119,100	15,137	7.9	63,750	9,008	7.1	187	21	8.9	4,725	1,535	3.1	0	104	0.0

SL	Warehouse Name	Upazila Name	Condom			Shukhi			IUD			Injectables			Implant		
			CBL	AMD	MOS	CBL	AMD	MOS	CBL	AMD	MOS	CBL	AMD	MOS	CBL	AMD	MOS
101	Cumilla RWH	Barura	61,608	12,129	5.1	52,220	16,144	3.2	102	51	2.0	5,976	3,005	2.0	50	55	0.9
102	Cumilla RWH	Bijoy Nagar	115,908	11,322	10.2	51,391	8,075	6.4	214	15	14.3	3,309	1,322	2.5	0	93	0.0
103	Cumilla RWH	Brahman Para	58,100	7,357	7.9	40,925	7,179	5.7	187	29	6.4	1,692	756	2.2	11	56	0.2
104	Cumilla RWH	Brahmanbaria Sadar	92,800	25,631	3.6	90,590	10,283	8.8	194	65	3.0	6,854	2,062	3.3	0	133	0.0
105	Cumilla RWH	Burichang	110,678	19,393	5.7	62,255	15,281	4.1	216	31	7.0	6,185	1,533	4.0	60	75	0.8
106	Cumilla RWH	Chandina	109,449	12,139	9.0	52,293	13,368	3.9	180	36	5.0	7,295	2,661	2.7	0	31	0.0
107	Cumilla RWH	Chandpur Sadar	90,100	12,606	7.1	44,610	12,323	3.6	155	97	1.6	5,607	2,189	2.6	40	97	0.4
108	Cumilla RWH	Chauddagram	120,736	16,913	7.1	70,690	14,921	4.7	124	27	4.6	6,718	3,250	2.1	100	42	2.4
109	Cumilla RWH	Cumilla Adarsha Sadar	86,900	40,759	2.1	42,395	15,588	2.7	68	103	0.7	3,064	2,814	1.1	38	161	0.2
110	Cumilla RWH	Cumilla Sadar Dakshin	106,400	14,390	7.4	52,355	14,227	3.7	109	32	3.4	2,945	2,635	1.1	10	64	0.2
111	Cumilla RWH	Daudkandi	108,228	9,966	10.9	62,860	9,067	6.9	122	74	1.6	5,352	1,660	3.2	50	44	1.1
112	Cumilla RWH	Debidwar	115,800	16,066	7.2	57,030	14,726	3.9	248	139	1.8	5,870	2,577	2.3	100	56	1.8
113	Cumilla RWH	Faridganj	128,300	9,871	13.0	79,400	9,884	8.0	75	68	1.1	5,285	2,010	2.6	0	130	0.0
114	Cumilla RWH	Haim Char	32,300	3,365	9.6	24,210	4,134	5.9	137	18	7.6	1,377	428	3.2	50	25	2.0
115	Cumilla RWH	Hajiganj	105,500	5,651	18.7	40,630	10,013	4.1	447	38	11.8	5,263	1,738	3.0	0	73	0.0
116	Cumilla RWH	Homna	107,672	15,124	7.1	61,765	7,793	7.9	133	27	4.9	4,825	1,156	4.2	10	48	0.2
117	Cumilla RWH	Kachua	115,312	9,433	12.2	70,830	11,095	6.4	176	45	3.9	6,740	2,840	2.4	0	57	0.0
118	Cumilla RWH	Kasba	112,100	18,567	6.0	45,315	12,440	3.6	124	44	2.8	3,121	1,098	2.8	10	138	0.1
119	Cumilla RWH	Laksam	64,100	7,257	8.8	41,205	6,256	6.6	148	38	3.9	3,406	1,380	2.5	10	42	0.2
120	Cumilla RWH	Manoharganj	58,100	8,898	6.5	41,290	7,082	5.8	101	11	9.2	3,300	1,138	2.9	10	37	0.3
121	Cumilla RWH	Matlab Dakshin	59,600	6,710	8.9	46,207	6,381	7.2	270	18	15.0	2,374	1,484	1.6	0	50	0.0
122	Cumilla RWH	Matlab Uttar	94,000	11,048	8.5	44,515	10,986	4.1	242	69	3.5	3,759	1,103	3.4	0	91	0.0
123	Cumilla RWH	Meghna	37,800	4,680	8.1	29,845	4,012	7.4	146	31	4.7	2,144	708	3.0	0	43	0.0
124	Cumilla RWH	Muradnagar	141,098	26,815	5.3	73,770	15,897	4.6	193	41	4.7	6,611	2,557	2.6	50	114	0.4
125	Cumilla RWH	Nabinagar	133,621	21,193	6.3	51,498	14,602	3.5	62	27	2.3	5,440	1,620	3.4	0	116	0.0

SL	Warehouse Name	Upazila Name	Condom			Shukhi			IUD			Injectables			Implant		
			CBL	AMD	MOS	CBL	AMD	MOS	CBL	AMD	MOS	CBL	AMD	MOS	CBL	AMD	MOS
126	Cumilla RWH	Nangalkot	105,600	17,569	6.0	43,756	7,712	5.7	136	31	4.4	6,362	1,851	3.4	50	77	0.6
127	Cumilla RWH	Nasirnagar	71,768	8,114	8.8	43,265	11,782	3.7	120	11	10.9	2,956	978	3.0	0	69	0.0
128	Cumilla RWH	Sarail	87,900	10,558	8.3	48,150	8,172	5.9	70	13	5.4	3,566	1,379	2.6	0	75	0.0
129	Cumilla RWH	Shahrasti	43,300	4,130	10.5	55,485	6,321	8.8	145	17	8.5	4,738	1,896	2.5	0	51	0.0
130	Cumilla RWH	Titas	47,700	5,486	8.7	34,260	3,556	9.6	159	46	3.5	3,843	883	4.4	0	38	0.0
131	Dhaka CWH	Araihazar	28,836	13,440	2.1	30,485	21,669	1.4	177	35	5.1	4,741	2,267	2.1	0	81	0.0
132	Dhaka CWH	Bandar	72,843	36,501	2.0	25,145	16,221	1.6	112	25	4.5	4,321	2,240	1.9	0	61	0.0
133	Dhaka CWH	Belabo	19,752	7,957	2.5	7,960	7,266	1.1	69	11	6.3	1,413	701	2.0	50	52	1.0
134	Dhaka CWH	Daulatpur	24,024	11,321	2.1	29,015	9,209	3.2	93	9	10.3	2,124	1,058	2.0	10	58	0.2
135	Dhaka CWH	Dhamrai	50,676	23,228	2.2	52,406	21,937	2.4	157	99	1.6	2,797	1,364	2.1	0	55	0.0
136	Dhaka CWH	Dohar	25,280	11,356	2.2	15,195	6,309	2.4	94	9	10.4	985	479	2.1	0	42	0.0
137	Dhaka CWH	Gazaria	22,388	8,582	2.6	8,685	7,243	1.2	87	11	7.9	1,131	519	2.2	11	19	0.6
138	Dhaka CWH	Gazipur Sadar	33,972	45,468	0.7	38,010	20,866	1.8	215	57	3.8	4,141	2,001	2.1	0	59	0.0
139	Dhaka CWH	Ghior	22,152	8,781	2.5	26,570	5,403	4.9	71	10	7.1	1,138	485	2.3	272	28	9.7
140	Dhaka CWH	Harirampur	42,788	13,125	3.3	49,650	4,639	10.7	117	5	23.4	1,075	360	3.0	50	75	0.7
141	Dhaka CWH	Kaliakair	52,517	23,003	2.3	39,923	18,785	2.1	151	22	6.9	1,468	706	2.1	0	38	0.0
142	Dhaka CWH	Kaliganj	51,920	27,738	1.9	38,930	15,602	2.5	118	7	16.9	2,561	1,373	1.9	50	29	1.7
143	Dhaka CWH	Kapasias	39,288	17,930	2.2	30,010	13,270	2.3	106	7	15.1	1,089	597	1.8	100	32	3.1
144	Dhaka CWH	Keraniganj	76,800	40,422	1.9	38,585	23,089	1.7	183	68	2.7	5,805	2,840	2.0	0	96	0.0
145	Dhaka CWH	Lohajang	23,856	11,218	2.1	18,920	6,629	2.9	39	13	3.0	1,212	504	2.4	50	68	0.7
146	Dhaka CWH	Manikganj Sadar	61,200	23,315	2.6	28,155	9,005	3.1	124	17	7.3	1,902	877	2.2	0	97	0.0
147	Dhaka CWH	Manohardi	26,000	12,500	2.1	29,695	9,406	3.2	59	26	2.3	3,407	1,692	2.0	100	31	3.2
148	Dhaka CWH	Mirpur	327,000	159,148	2.1	55,655	40,700	1.4	825	352	2.3	19,489	10,261	1.9	100	400	0.3
149	Dhaka CWH	Munshiganj Sadar	18,492	25,759	0.7	49,682	15,967	3.1	100	25	4.0	2,775	1,381	2.0	100	42	2.4
150	Dhaka CWH	Narayanganj Sadar	70,013	72,130	1.0	116,373	46,430	2.5	182	41	4.4	11,315	6,736	1.7	20	124	0.2

SL	Warehouse Name	Upazila Name	Condom			Shukhi			IUD			Injectables			Implant		
			CBL	AMD	MOS	CBL	AMD	MOS	CBL	AMD	MOS	CBL	AMD	MOS	CBL	AMD	MOS
151	Dhaka CWH	Narsingdi Sadar	147,766	65,336	2.3	1,580	52,904	0.0	253	95	2.7	8,016	10,925	0.7	0	105	0.0
152	Dhaka CWH	Nawabganj	19,288	18,453	1.0	15,225	10,080	1.5	125	18	6.9	680	659	1.0	20	59	0.3
153	Dhaka CWH	Palash	26,100	12,121	2.2	4,630	10,466	0.4	111	16	6.9	1,916	959	2.0	80	37	2.2
154	Dhaka CWH	Roypura	89,712	44,705	2.0	60,405	21,413	2.8	148	61	2.4	8,826	4,031	2.2	100	29	3.4
155	Dhaka CWH	Rupganj	68,536	33,050	2.1	37,130	31,618	1.2	145	39	3.7	5,637	2,915	1.9	50	70	0.7
156	Dhaka CWH	Saturia	21,400	9,808	2.2	23,390	7,959	2.9	118	18	6.6	1,242	616	2.0	0	44	0.0
157	Dhaka CWH	Savar	169,000	69,713	2.4	71,810	30,127	2.4	319	102	3.1	8,858	3,913	2.3	0	77	0.0
158	Dhaka CWH	Serajdikhan	35,624	15,475	2.3	44,870	15,013	3.0	92	25	3.7	2,078	962	2.2	100	45	2.2
159	Dhaka CWH	Shibalaya	31,800	10,853	2.9	24,249	6,944	3.5	101	7	14.4	2,745	851	3.2	100	56	1.8
160	Dhaka CWH	Shibpur	34,200	17,800	1.9	29,520	13,650	2.2	121	7	17.3	3,640	1,608	2.3	150	55	2.7
161	Dhaka CWH	Singair	30,852	18,971	1.6	54,702	10,869	5.0	101	14	7.2	1,349	638	2.1	50	54	0.9
162	Dhaka CWH	Sonargaon	52,541	24,944	2.1	49,937	20,397	2.4	145	21	6.9	5,373	2,552	2.1	50	60	0.8
163	Dhaka CWH	Sreenagar	29,104	12,957	2.2	32,855	9,099	3.6	149	21	7.1	1,169	579	2.0	50	49	1.0
164	Dhaka CWH	Sreepur	58,960	26,168	2.3	53,275	23,765	2.2	140	19	7.4	3,938	1,878	2.1	150	78	1.9
165	Dhaka CWH	Tejgaon	935,400	191,237	4.9	187,720	95,349	2.0	1,135	423	2.7	40,925	14,317	2.9	340	431	0.8
166	Dhaka CWH	Tongi	58,020	28,829	2.0	21,460	8,672	2.5	98	49	2.0	1,599	723	2.2	50	57	0.9
167	Dhaka CWH	Tongibari	21,460	10,606	2.0	18,680	8,370	2.2	114	9	12.7	1,128	395	2.9	150	18	8.3
168	Dinajpur RWH	Atwari	13,686	2,824	4.8	37,970	5,579	6.8	93	7	13.3	1,612	795	2.0	0	36	0.0
169	Dinajpur RWH	Baliadangi	16,200	3,678	4.4	34,475	7,645	4.5	164	10	16.4	3,762	1,697	2.2	0	52	0.0
170	Dinajpur RWH	Biral	23,126	7,290	3.2	85,085	10,399	8.2	196	15	13.1	2,952	1,299	2.3	10	63	0.2
171	Dinajpur RWH	Birampur	22,200	5,563	4.0	42,150	5,694	7.4	120	11	10.9	1,513	235	6.4	20	62	0.3
172	Dinajpur RWH	Birganj	29,856	9,664	3.1	101,185	17,820	5.7	200	54	3.7	3,883	1,672	2.3	0	184	0.0
173	Dinajpur RWH	Bochaganj	18,334	4,929	3.7	43,039	8,538	5.0	184	33	5.6	2,418	621	3.9	0	83	0.0
174	Dinajpur RWH	Boda	15,300	7,217	2.1	37,520	16,304	2.3	179	9	19.9	5,150	2,232	2.3	0	133	0.0
175	Dinajpur RWH	Chirirbandar	17,960	6,609	2.7	58,420	13,623	4.3	236	17	13.9	2,847	1,095	2.6	0	106	0.0

SL	Warehouse Name	Upazila Name	Condom			Shukhi			IUD			Injectables			Implant		
			CBL	AMD	MOS	CBL	AMD	MOS	CBL	AMD	MOS	CBL	AMD	MOS	CBL	AMD	MOS
176	Dinajpur RWH	Debiganj	32,800	10,515	3.1	90,045	20,292	4.4	200	35	5.7	7,408	3,376	2.2	0	49	0.0
177	Dinajpur RWH	Dinajpur Sadar	51,400	23,081	2.2	81,450	15,776	5.2	183	28	6.5	4,391	1,816	2.4	20	254	0.1
178	Dinajpur RWH	Fulbari	18,696	7,641	2.4	44,060	7,360	6.0	127	23	5.5	1,320	218	6.1	0	90	0.0
179	Dinajpur RWH	Haripur	17,900	3,413	5.2	42,133	5,980	7.0	123	14	8.8	2,605	636	4.1	0	31	0.0
180	Dinajpur RWH	Kaharole	13,600	3,150	4.3	51,545	9,486	5.4	109	29	3.8	2,135	627	3.4	0	86	0.0
181	Dinajpur RWH	Khansama	27,156	3,877	7.0	64,390	12,987	5.0	242	20	12.1	3,366	1,170	2.9	0	87	0.0
182	Dinajpur RWH	Nawabganj	26,400	7,785	3.4	52,715	9,233	5.7	208	8	26.0	3,550	1,104	3.2	0	57	0.0
183	Dinajpur RWH	Panchagarh Sadar	20,456	10,149	2.0	29,560	12,431	2.4	129	12	10.8	4,643	2,110	2.2	0	53	0.0
184	Dinajpur RWH	Parbatipur	46,560	20,806	2.2	44,745	19,452	2.3	433	62	7.0	4,217	1,898	2.2	100	144	0.7
185	Dinajpur RWH	Pirganj	20,400	5,188	3.9	66,900	10,188	6.6	194	28	6.9	2,415	982	2.5	50	94	0.5
186	Dinajpur RWH	Ranisankail	20,164	4,245	4.8	30,875	10,587	2.9	162	10	16.2	2,217	956	2.3	5	38	0.1
187	Dinajpur RWH	Tentulia	11,388	5,230	2.2	34,052	6,148	5.5	58	18	3.2	2,772	500	5.5	0	46	0.0
188	Dinajpur RWH	Thakurgaon Sadar	46,500	16,581	2.8	81,680	25,163	3.2	290	34	8.5	11,929	5,538	2.2	10	195	0.1
189	Faridpur RWH	Alfadanga	140,828	6,412	22.0	17,230	3,233	5.3	50	8	6.3	1,256	421	3.0	50	50	1.0
190	Faridpur RWH	Baliakandi	372,974	21,683	17.2	68,303	11,733	5.8	56	15	3.7	4,205	1,157	3.6	300	48	6.3
191	Faridpur RWH	Bhanga	262,500	23,017	11.4	133,882	13,666	9.8	62	88	0.7	1,955	753	2.6	0	179	0.0
192	Faridpur RWH	Bhedarganj	57,160	6,561	8.7	47,940	7,968	6.0	116	22	5.3	3,975	1,406	2.8	200	52	3.8
193	Faridpur RWH	Boalmari	89,620	14,690	6.1	58,741	11,575	5.1	118	21	5.6	4,096	1,027	4.0	0	123	0.0
194	Faridpur RWH	Char Bhadrasan	28,884	3,630	8.0	9,510	2,024	4.7	18	12	1.5	1,014	147	6.9	50	46	1.1
195	Faridpur RWH	Damudya	48,588	3,736	13.0	34,530	2,531	13.6	37	7	5.3	1,502	262	5.7	100	24	4.2
196	Faridpur RWH	Faridpur Sadar	157,769	44,772	3.5	54,760	16,598	3.3	291	22	13.2	8,726	3,024	2.9	41	212	0.2
197	Faridpur RWH	Goalanda	411,876	19,083	21.6	80,020	5,574	14.4	49	6	8.2	4,491	1,255	3.6	100	52	1.9
198	Faridpur RWH	Gopalganj Sadar	77,290	26,369	2.9	56,915	13,145	4.3	213	37	5.8	3,232	1,047	3.1	200	112	1.8
199	Faridpur RWH	Gosairhat	354,900	8,106	43.8	37,580	6,044	6.2	102	21	4.9	3,135	837	3.7	150	21	7.1
200	Faridpur RWH	Kalkini	313,900	15,191	20.7	34,615	11,945	2.9	200	35	5.7	3,261	1,220	2.7	200	84	2.4

SL	Warehouse Name	Upazila Name	Condom			Shukhi			IUD			Injectables			Implant		
			CBL	AMD	MOS	CBL	AMD	MOS	CBL	AMD	MOS	CBL	AMD	MOS	CBL	AMD	MOS
201	Faridpur RWH	Kalukhali	71,664	7,918	9.1	46,735	7,725	6.0	395	3	131.7	3,048	523	5.8	0	0	0.0
202	Faridpur RWH	Kashiani	119,640	14,150	8.5	42,410	9,257	4.6	91	5	18.2	2,751	606	4.5	0	65	0.0
203	Faridpur RWH	Kotalipara	47,400	10,653	4.4	43,740	13,430	3.3	40	9	4.4	2,680	631	4.2	100	62	1.6
204	Faridpur RWH	Madaripur Sadar	44,540	17,043	2.6	33,855	15,350	2.2	335	56	6.0	9,224	3,495	2.6	50	92	0.5
205	Faridpur RWH	Madhukhali	334,952	17,653	19.0	67,560	14,039	4.8	100	34	2.9	3,990	1,250	3.2	0	80	0.0
206	Faridpur RWH	Muksudpur	117,300	20,202	5.8	179,235	19,418	9.2	70	13	5.4	7,601	1,784	4.3	0	72	0.0
207	Faridpur RWH	Nagarkanda	177,216	15,475	11.5	46,835	9,660	4.8	279	32	8.7	1,689	461	3.7	100	68	1.5
208	Faridpur RWH	Naria	356,435	7,991	44.6	35,580	8,387	4.2	46	17	2.7	2,336	498	4.7	100	55	1.8
209	Faridpur RWH	Pangsha	280,400	24,713	11.3	75,746	13,800	5.5	18	17	1.1	7,447	1,929	3.9	500	97	5.2
210	Faridpur RWH	Rajbari Sadar	112,592	28,712	3.9	65,530	12,916	5.1	447	102	4.4	7,673	2,111	3.6	100	186	0.5
211	Faridpur RWH	Rajoir	39,151	11,075	3.5	38,818	10,303	3.8	50	7	7.1	1,789	867	2.1	0	54	0.0
212	Faridpur RWH	Sadarpur	441,872	17,730	24.9	74,570	7,861	9.5	69	12	5.8	2,076	495	4.2	0	93	0.0
213	Faridpur RWH	Saltha	154,788	10,072	15.4	48,920	7,672	6.4	0	19	0.0	3,022	563	5.4	100	55	1.8
214	Faridpur RWH	Shariatpur Sadar	44,368	8,394	5.3	36,050	6,215	5.8	265	45	5.9	2,112	602	3.5	0	68	0.0
215	Faridpur RWH	Shib Char	46,264	16,310	2.8	55,275	13,467	4.1	203	28	7.3	5,564	1,545	3.6	50	65	0.8
216	Faridpur RWH	Tungipara	27,136	6,986	3.9	21,530	4,479	4.8	50	12	4.2	1,317	377	3.5	120	29	4.1
217	Faridpur RWH	Zanjira	332,269	14,851	22.4	39,771	7,473	5.3	196	13	15.1	2,260	650	3.5	250	52	4.8
218	Jamalpur RWH	Bakshiganj	41,700	18,423	2.3	33,070	9,528	3.5	45	3	15.0	1,982	1,013	2.0	50	35	1.4
219	Jamalpur RWH	Char Rajibpur	37,500	14,239	2.6	40,582	3,173	12.8	13	2	6.5	1,677	788	2.1	0	24	0.0
220	Jamalpur RWH	Dewanganj	47,480	23,357	2.0	74,040	13,910	5.3	56	12	4.7	5,775	2,673	2.2	0	131	0.0
221	Jamalpur RWH	Islampur	51,872	23,951	2.2	134,470	17,004	7.9	118	24	4.9	2,966	1,193	2.5	0	95	0.0
222	Jamalpur RWH	Jamalpur Sadar	84,800	40,781	2.1	74,760	38,748	1.9	179	44	4.1	8,300	4,305	1.9	50	134	0.4
223	Jamalpur RWH	Jhenaigati	25,375	11,785	2.2	45,915	16,208	2.8	95	8	11.9	2,896	1,486	1.9	20	48	0.4
224	Jamalpur RWH	Madarganj	26,600	9,942	2.7	28,840	10,100	2.9	105	13	8.1	1,600	637	2.5	0	77	0.0
225	Jamalpur RWH	Melandaha	42,600	22,437	1.9	33,780	18,269	1.8	142	25	5.7	4,600	2,354	2.0	55	73	0.8

SL	Warehouse Name	Upazila Name	Condom			Shukhi			IUD			Injectables			Implant		
			CBL	AMD	MOS	CBL	AMD	MOS	CBL	AMD	MOS	CBL	AMD	MOS	CBL	AMD	MOS
226	Jamalpur RWH	Nakla	36,468	11,305	3.2	84,940	11,278	7.5	107	15	7.1	2,349	1,228	1.9	0	80	0.0
227	Jamalpur RWH	Nalitabari	34,083	15,931	2.1	49,865	15,841	3.1	63	10	6.3	2,577	1,211	2.1	4	63	0.1
228	Jamalpur RWH	Raumari	38,700	18,367	2.1	35,940	9,046	4.0	93	12	7.8	2,494	1,240	2.0	50	31	1.6
229	Jamalpur RWH	Sarishabari	50,700	27,392	1.9	64,005	16,705	3.8	165	38	4.3	3,310	1,607	2.1	0	63	0.0
230	Jamalpur RWH	Sherpur Sadar	44,300	36,046	1.2	62,830	29,912	2.1	47	22	2.1	6,628	4,447	1.5	1	160	0.0
231	Jamalpur RWH	Sreebardi	30,716	14,570	2.1	77,690	14,498	5.4	103	6	17.2	1,234	646	1.9	50	86	0.6
232	Jashore RWH	Abhaynagar	37,980	16,556	2.3	26,520	10,011	2.6	204	7	29.1	3,025	1,533	2.0	100	51	2.0
233	Jashore RWH	Bagher Para	36,824	17,436	2.1	28,035	11,166	2.5	94	12	7.8	3,006	1,571	1.9	300	67	4.5
234	Jashore RWH	Chaugachha	46,100	21,398	2.2	14,265	9,907	1.4	54	15	3.6	1,089	825	1.3	303	52	5.8
235	Jashore RWH	Harinakunda	19,512	9,104	2.1	22,365	11,298	2.0	206	9	22.9	1,695	797	2.1	200	56	3.6
236	Jashore RWH	Jashore Sadar	93,200	82,734	1.1	38,130	31,068	1.2	243	45	5.4	12,927	7,176	1.8	30	98	0.3
237	Jashore RWH	Jhenaidah Sadar	50,355	22,652	2.2	36,785	14,464	2.5	401	56	7.2	3,475	1,842	1.9	300	90	3.3
238	Jashore RWH	Jhikargachha	36,200	19,071	1.9	17,280	9,761	1.8	60	21	2.9	2,950	1,293	2.3	5	44	0.1
239	Jashore RWH	Kalia	38,200	15,806	2.4	32,655	9,762	3.3	501	11	45.5	1,455	523	2.8	1,088	32	34.0
240	Jashore RWH	Kaliganj	34,200	16,667	2.1	32,705	12,108	2.7	122	7	17.4	1,520	750	2.0	300	48	6.3
241	Jashore RWH	Keshabpur	31,800	14,863	2.1	18,335	9,736	1.9	338	11	30.7	3,647	1,985	1.8	204	74	2.8
242	Jashore RWH	Kotchandpur	17,300	7,007	2.5	20,420	4,780	4.3	25	5	5.0	1,200	504	2.4	400	25	16.0
243	Jashore RWH	Lohagara	35,148	18,092	1.9	14,570	9,990	1.5	233	8	29.1	2,575	1,431	1.8	850	44	19.3
244	Jashore RWH	Magura Sadar	53,416	28,094	1.9	38,140	23,397	1.6	176	49	3.6	5,117	2,624	2.0	200	140	1.4
245	Jashore RWH	Maheshpur	25,420	11,587	2.2	23,638	8,440	2.8	256	21	12.2	4,500	1,932	2.3	200	42	4.8
246	Jashore RWH	Manirampur	56,400	26,164	2.2	39,615	15,746	2.5	274	16	17.1	11,443	5,645	2.0	100	67	1.5
247	Jashore RWH	Mohammadpur	16,608	8,056	2.1	23,168	8,855	2.6	91	12	7.6	1,621	760	2.1	200	40	5.0
248	Jashore RWH	Narail Sadar	63,348	23,579	2.7	30,375	14,787	2.1	293	21	14.0	5,191	1,649	3.1	450	64	7.0
249	Jashore RWH	Shailkupa	75,792	21,200	3.6	59,580	15,904	3.7	435	12	36.3	4,346	1,392	3.1	200	96	2.1
250	Jashore RWH	Shalikka	16,068	6,556	2.5	25,795	7,769	3.3	70	10	7.0	1,315	620	2.1	0	32	0.0

SL	Warehouse Name	Upazila Name	Condom			Shukhi			IUD			Injectables			Implant		
			CBL	AMD	MOS	CBL	AMD	MOS	CBL	AMD	MOS	CBL	AMD	MOS	CBL	AMD	MOS
251	Jashore RWH	Sharsha	62,652	31,317	2.0	29,185	12,370	2.4	74	13	5.7	5,132	2,475	2.1	100	56	1.8
252	Jashore RWH	Sreepur	19,284	8,726	2.2	17,530	7,100	2.5	36	15	2.4	1,211	574	2.1	250	44	5.7
253	Khulna RWH	Assasuni	50,700	14,965	3.4	115,545	24,030	4.8	32	5	6.4	5,350	1,452	3.7	100	46	2.2
254	Khulna RWH	Bagerhat Sadar	58,308	19,901	2.9	79,210	13,703	5.8	71	17	4.2	4,810	1,194	4.0	100	64	1.6
255	Khulna RWH	Batiaghata	21,600	10,868	2.0	73,000	8,951	8.2	43	5	8.6	700	656	1.1	100	55	1.8
256	Khulna RWH	Chitalmari	37,344	17,812	2.1	127,175	9,430	13.5	18	3	6.0	1,529	1,180	1.3	0	34	0.0
257	Khulna RWH	Dacope	36,076	5,859	6.2	196,570	7,894	24.9	0	10	0.0	1,208	470	2.6	0	108	0.0
258	Khulna RWH	Daulatpur	144,900	44,525	3.3	412,440	15,214	27.1	130	19	6.8	13,400	3,646	3.7	100	56	1.8
259	Khulna RWH	Debhata	24,600	12,507	2.0	39,875	7,192	5.5	38	4	9.5	1,495	409	3.7	50	20	2.5
260	Khulna RWH	Dumurua	90,300	26,809	3.4	483,696	20,963	23.1	200	27	7.4	11,197	1,850	6.1	0	149	0.0
261	Khulna RWH	Fakirhat	26,900	8,797	3.1	252,270	5,987	42.1	37	7	5.3	1,783	470	3.8	0	36	0.0
262	Khulna RWH	Kachua	30,817	5,430	5.7	105,080	4,247	24.7	72	9	8.0	1,529	432	3.5	0	20	0.0
263	Khulna RWH	Kalaoa	65,940	22,207	3.0	196,035	7,453	26.3	129	3	43.0	4,974	977	5.1	50	25	2.0
264	Khulna RWH	Kaliganj	44,100	24,701	1.8	243,825	19,059	12.8	80	6	13.3	4,207	1,343	3.1	0	39	0.0
265	Khulna RWH	Khulna Sadar	118,946	81,788	1.5	205,610	22,880	9.0	396	131	3.0	9,817	5,179	1.9	30	45	0.7
266	Khulna RWH	Koyra	45,900	12,787	3.6	185,770	17,048	10.9	117	19	6.2	1,427	649	2.2	0	106	0.0
267	Khulna RWH	Mollahat	17,436	9,788	1.8	127,660	8,921	14.3	8	4	2.0	1,239	459	2.7	0	58	0.0
268	Khulna RWH	Mongla	24,308	13,045	1.9	112,073	7,640	14.7	67	20	3.4	1,713	949	1.8	0	30	0.0
269	Khulna RWH	Morrelganj	55,400	14,325	3.9	597,560	15,046	39.7	179	71	2.5	8,225	1,421	5.8	150	90	1.7
270	Khulna RWH	Paikgachha	36,000	13,849	2.6	443,520	16,661	26.6	103	22	4.7	2,725	843	3.2	100	62	1.6
271	Khulna RWH	Phultala	31,800	12,965	2.5	70,920	4,398	16.1	160	44	3.6	2,120	540	3.9	20	61	0.3
272	Khulna RWH	Rampal	20,100	12,309	1.6	93,980	8,622	10.9	20	12	1.7	700	373	1.9	0	30	0.0
273	Khulna RWH	Rupsa	39,700	13,490	2.9	92,415	9,227	10.0	174	19	9.2	1,086	409	2.7	0	47	0.0
274	Khulna RWH	Sarankhola	26,200	8,194	3.2	63,370	5,557	11.4	70	8	8.8	1,119	931	1.2	0	32	0.0
275	Khulna RWH	Satkhira Sadar	109,300	46,136	2.4	157,285	19,070	8.2	28	23	1.2	8,418	3,369	2.5	100	49	2.0

SL	Warehouse Name	Upazila Name	Condom			Shukhi			IUD			Injectables			Implant		
			CBL	AMD	MOS	CBL	AMD	MOS	CBL	AMD	MOS	CBL	AMD	MOS	CBL	AMD	MOS
276	Khulna RWH	Shyamnagar	39,872	18,313	2.2	299,085	20,243	14.8	51	8	6.4	2,739	766	3.6	0	43	0.0
277	Khulna RWH	Tala	42,408	16,934	2.5	350,355	15,927	22.0	159	45	3.5	3,526	1,992	1.8	0	39	0.0
278	Khulna RWH	Terokhada	38,556	14,057	2.7	78,365	7,208	10.9	23	8	2.9	921	346	2.7	0	46	0.0
279	Kushtia RWH	Alamdanga	30,279	14,311	2.1	27,710	12,890	2.1	42	10	4.2	3,400	1,890	1.8	0	70	0.0
280	Kushtia RWH	Bheramara	29,408	14,640	2.0	21,190	7,833	2.7	15	8	1.9	1,937	969	2.0	10	47	0.2
281	Kushtia RWH	Chuadanga Sadar	55,800	25,288	2.2	31,090	10,256	3.0	46	16	2.9	6,711	3,162	2.1	100	59	1.7
282	Kushtia RWH	Damurhuda	36,784	18,325	2.0	25,205	10,294	2.4	58	17	3.4	5,952	2,960	2.0	0	71	0.0
283	Kushtia RWH	Daulatpur	82,400	40,200	2.0	51,835	20,081	2.6	18	4	4.5	7,340	3,508	2.1	200	39	5.1
284	Kushtia RWH	Gangni	43,090	22,734	1.9	19,765	10,438	1.9	52	12	4.3	5,797	4,084	1.4	2	35	0.1
285	Kushtia RWH	Jiban Nagar	12,600	5,819	2.2	15,850	5,521	2.9	100	19	5.3	2,000	1,118	1.8	0	72	0.0
286	Kushtia RWH	Khoksa	34,200	15,409	2.2	22,205	8,962	2.5	30	1	30.0	642	281	2.3	0	30	0.0
287	Kushtia RWH	Kumarkhali	40,812	21,737	1.9	26,853	10,137	2.6	151	9	16.8	2,430	1,212	2.0	50	68	0.7
288	Kushtia RWH	Kushtia Sadar	83,700	40,850	2.0	48,060	23,604	2.0	115	60	1.9	8,897	4,367	2.0	144	200	0.7
289	Kushtia RWH	Meherpur Sadar	54,324	24,505	2.2	20,050	7,018	2.9	31	10	3.1	5,487	2,717	2.0	100	32	3.1
290	Kushtia RWH	Mirpur	52,600	25,719	2.0	38,210	14,493	2.6	31	2	15.5	3,939	1,901	2.1	200	66	3.0
291	Kushtia RWH	Mujib Nagar	20,260	7,482	2.7	6,180	2,305	2.7	37	6	6.2	1,927	954	2.0	10	13	0.8
292	Mymensingh RWH	Atpara	93,200	5,234	17.8	19,775	8,755	2.3	176	8	22.0	1,169	621	1.9	51	49	1.0
293	Mymensingh RWH	Austagram	42,000	13,493	3.1	13,535	12,388	1.1	90	20	4.5	2,803	1,232	2.3	100	19	5.3
294	Mymensingh RWH	Bajitpur	119,140	15,191	7.8	8,180	13,908	0.6	97	13	7.5	1,819	669	2.7	100	33	3.0
295	Mymensingh RWH	Barhatta	79,500	10,150	7.8	13,780	13,059	1.1	138	3	46.0	2,808	1,418	2.0	400	64	6.3
296	Mymensingh RWH	Bhairab	82,320	23,331	3.5	14,870	15,414	1.0	84	23	3.7	3,473	1,602	2.2	0	95	0.0
297	Mymensingh RWH	Bhaluka	453,300	32,013	14.2	28,375	31,282	0.9	117	60	2.0	3,477	1,726	2.0	100	69	1.4
298	Mymensingh RWH	Dharampasha	116,512	19,854	5.9	16,525	17,428	0.9	141	16	8.8	4,137	1,779	2.3	0	185	0.0
299	Mymensingh RWH	Dhobaura	72,000	11,856	6.1	11,945	12,571	1.0	201	6	33.5	2,650	1,158	2.3	100	30	3.3
300	Mymensingh RWH	Durgapur	103,400	19,967	5.2	7,200	16,923	0.4	151	16	9.4	5,566	2,449	2.3	100	41	2.4

SL	Warehouse Name	Upazila Name	Condom			Shukhi			IUD			Injectables			Implant		
			CBL	AMD	MOS	CBL	AMD	MOS	CBL	AMD	MOS	CBL	AMD	MOS	CBL	AMD	MOS
301	Mymensingh RWH	Fulbaria	136,200	20,575	6.6	3,975	36,973	0.1	53	42	1.3	3,185	1,385	2.3	0	52	0.0
302	Mymensingh RWH	Gaffargaon	136,620	29,824	4.6	11,200	25,812	0.4	99	22	4.5	4,007	2,054	2.0	0	98	0.0
303	Mymensingh RWH	Gauripur	126,564	9,707	13.0	16,445	19,181	0.9	116	10	11.6	3,570	1,678	2.1	50	57	0.9
304	Mymensingh RWH	Haluaghat	116,000	13,433	8.6	14,805	21,741	0.7	95	21	4.5	2,646	1,364	1.9	300	61	4.9
305	Mymensingh RWH	Hossainpur	105,600	8,831	12.0	17,994	11,505	1.6	117	16	7.3	2,023	884	2.3	200	45	4.4
306	Mymensingh RWH	Ishwarganj	126,764	17,248	7.3	14,820	41,402	0.4	177	7	25.3	4,006	1,909	2.1	100	56	1.8
307	Mymensingh RWH	Itna	32,288	7,031	4.6	16,450	9,340	1.8	141	4	35.3	1,116	223	5.0	100	32	3.1
308	Mymensingh RWH	Kalmakanda	76,140	22,019	3.5	10,755	18,948	0.6	95	4	23.8	3,136	1,142	2.7	0	57	0.0
309	Mymensingh RWH	Karimganj	86,172	12,082	7.1	23,655	16,327	1.4	80	23	3.5	1,894	827	2.3	100	106	0.9
310	Mymensingh RWH	Katiadi	128,920	14,185	9.1	26,700	13,537	2.0	89	33	2.7	3,578	1,331	2.7	50	84	0.6
311	Mymensingh RWH	Kendua	119,828	14,601	8.2	12,845	23,755	0.5	169	12	14.1	2,681	1,224	2.2	27	93	0.3
312	Mymensingh RWH	Khaliajuri	44,600	5,114	8.7	18,180	5,861	3.1	100	2	50.0	982	425	2.3	0	41	0.0
313	Mymensingh RWH	Kishoreganj Sadar	56,604	25,085	2.3	18,290	18,749	1.0	232	103	2.3	4,025	1,946	2.1	100	98	1.0
314	Mymensingh RWH	Kuliar Char	111,600	12,743	8.8	20,825	8,594	2.4	101	8	12.6	2,346	897	2.6	100	58	1.7
315	Mymensingh RWH	Madan	66,319	9,481	7.0	19,732	11,102	1.8	219	9	24.3	1,246	610	2.0	42	75	0.6
316	Mymensingh RWH	Mithamain	34,128	8,427	4.0	14,545	7,151	2.0	73	8	9.1	704	227	3.1	100	41	2.4
317	Mymensingh RWH	Mohanganj	71,000	7,104	10.0	710	11,300	0.1	90	11	8.2	1,831	944	1.9	50	67	0.7
318	Mymensingh RWH	Muktagachha	101,112	22,343	4.5	10,700	29,585	0.4	124	12	10.3	4,283	1,956	2.2	50	86	0.6
319	Mymensingh RWH	Mymensingh Sadar	127,952	46,755	2.7	55,500	48,804	1.1	301	79	3.8	7,047	3,392	2.1	50	221	0.2
320	Mymensingh RWH	Nandail	92,950	12,687	7.3	8,090	43,273	0.2	45	25	1.8	4,945	2,328	2.1	50	52	1.0
321	Mymensingh RWH	Netrakona Sadar	64,451	19,143	3.4	8,834	26,111	0.3	164	13	12.6	4,616	2,366	2.0	100	73	1.4
322	Mymensingh RWH	Nikli	82,488	4,866	17.0	22,425	5,313	4.2	133	26	5.1	1,412	461	3.1	0	74	0.0
323	Mymensingh RWH	Pakundia	133,788	9,155	14.6	13,670	10,282	1.3	69	24	2.9	1,998	757	2.6	50	81	0.6
324	Mymensingh RWH	Phulpur	118,300	16,904	7.0	15,810	45,970	0.3	95	64	1.5	4,477	2,422	1.8	50	142	0.4
325	Mymensingh RWH	Purbadhala	105,100	15,441	6.8	15,055	21,743	0.7	142	4	35.5	4,456	2,038	2.2	5	82	0.1

SL	Warehouse Name	Upazila Name	Condom			Shukhi			IUD			Injectables			Implant		
			CBL	AMD	MOS	CBL	AMD	MOS	CBL	AMD	MOS	CBL	AMD	MOS	CBL	AMD	MOS
326	Mymensingh RWH	Tarail	90,488	15,024	6.0	24,930	12,203	2.0	140	24	5.8	3,289	903	3.6	150	51	2.9
327	Mymensingh RWH	Trishal	94,404	27,255	3.5	7,850	36,582	0.2	57	31	1.8	3,346	1,642	2.0	200	66	3.0
328	Noakhali RWH	Begumganj	15,200	21,861	0.7	19,140	13,189	1.5	185	91	2.0	1,100	1,766	0.6	10	138	0.1
329	Noakhali RWH	Chatkhil	15,804	3,801	4.2	22,139	3,495	6.3	53	25	2.1	1,812	708	2.6	1	54	0.0
330	Noakhali RWH	Chhagalnaiya	22,500	7,013	3.2	22,670	6,216	3.6	122	17	7.2	1,712	958	1.8	100	35	2.9
331	Noakhali RWH	Companiganj	23,212	9,608	2.4	18,425	6,411	2.9	73	12	6.1	3,050	1,233	2.5	0	54	0.0
332	Noakhali RWH	Daganbhuiyan	27,468	11,432	2.4	16,795	5,560	3.0	89	14	6.4	1,918	884	2.2	150	48	3.1
333	Noakhali RWH	Feni Sadar	121,540	33,248	3.7	40,144	14,938	2.7	627	146	4.3	7,868	3,418	2.3	215	130	1.7
334	Noakhali RWH	Fulgazi	16,092	4,973	3.2	13,750	3,230	4.3	83	22	3.8	1,100	398	2.8	150	19	7.9
335	Noakhali RWH	Hatiya	73,536	18,415	4.0	69,039	16,692	4.1	404	65	6.2	7,975	2,969	2.7	0	194	0.0
336	Noakhali RWH	Kabirhat	18,486	7,225	2.6	16,275	5,295	3.1	115	19	6.1	1,645	1,174	1.4	5	56	0.1
337	Noakhali RWH	Kamalnagar	20,820	5,983	3.5	16,099	5,633	2.9	43	51	0.8	2,980	3,420	0.9	5	61	0.1
338	Noakhali RWH	Lakshmipur Sadar	15,080	12,712	1.2	14,565	11,684	1.2	140	47	3.0	5,876	5,438	1.1	206	63	3.3
339	Noakhali RWH	Noakhali Sadar	23,100	22,372	1.0	12,875	11,817	1.1	139	62	2.2	4,327	2,804	1.5	0	157	0.0
340	Noakhali RWH	Parshuram	20,916	4,660	4.5	18,200	3,940	4.6	123	17	7.2	1,440	490	2.9	0	30	0.0
341	Noakhali RWH	Ramganj	42,196	5,000	8.4	44,075	4,729	9.3	116	14	8.3	2,242	1,335	1.7	0	48	0.0
342	Noakhali RWH	Ramgati	67,683	4,146	16.3	11,082	6,029	1.8	74	18	4.1	6,535	3,260	2.0	0	77	0.0
343	Noakhali RWH	Roypur	32,492	3,156	10.3	23,360	6,828	3.4	154	39	3.9	3,692	1,279	2.9	0	33	0.0
344	Noakhali RWH	Senbagh	30,300	7,901	3.8	19,660	6,193	3.2	40	25	1.6	2,575	1,222	2.1	0	61	0.0
345	Noakhali RWH	Sonagazi	39,404	12,708	3.1	23,810	8,930	2.7	130	29	4.5	6,100	2,423	2.5	0	35	0.0
346	Noakhali RWH	Sonaimuri	20,700	7,614	2.7	18,105	5,199	3.5	37	15	2.5	2,455	1,579	1.6	1	49	0.0
347	Noakhali RWH	Subarnachar	27,800	11,595	2.4	18,075	8,079	2.2	91	27	3.4	2,593	1,277	2.0	0	117	0.0
348	Pabna RWH	Atgharia	69,900	10,705	6.5	74,390	9,662	7.7	140	10	14.0	3,775	398	9.5	50	31	1.6
349	Pabna RWH	Belkuchi	160,500	48,062	3.3	59,752	23,610	2.5	210	12	17.5	11,087	2,188	5.1	100	17	5.9
350	Pabna RWH	Bera	152,100	10,470	14.5	230,490	12,647	18.2	253	59	4.3	8,949	1,250	7.2	105	24	4.4

SL	Warehouse Name	Upazila Name	Condom			Shukhi			IUD			Injectables			Implant		
			CBL	AMD	MOS	CBL	AMD	MOS	CBL	AMD	MOS	CBL	AMD	MOS	CBL	AMD	MOS
351	Pabna RWH	Bhangura	224,392	7,900	28.4	147,330	5,006	29.4	150	7	21.4	3,049	150	20.3	10	27	0.4
352	Pabna RWH	Chatmohar	192,832	33,777	5.7	59,130	26,202	2.3	415	26	16.0	10,817	1,324	8.2	100	29	3.4
353	Pabna RWH	Faridpur	234,976	6,762	34.7	132,320	5,943	22.3	177	11	16.1	5,380	870	6.2	100	35	2.9
354	Pabna RWH	Ishwardi	87,888	28,093	3.1	110,835	16,860	6.6	251	19	13.2	11,291	1,233	9.2	50	73	0.7
355	Pabna RWH	Kamarkhanda	110,218	13,282	8.3	76,380	9,217	8.3	243	20	12.2	9,670	1,084	8.9	50	24	2.1
356	Pabna RWH	Kazipur	99,700	33,661	3.0	153,415	13,388	11.5	300	74	4.1	13,580	2,449	5.5	100	85	1.2
357	Pabna RWH	Pabna Sadar	96,744	51,785	1.9	51,685	37,673	1.4	285	102	2.8	10,500	7,029	1.5	100	92	1.1
358	Pabna RWH	Royganj	118,600	19,533	6.1	68,200	20,621	3.3	19	31	0.6	9,803	1,591	6.2	100	16	6.3
359	Pabna RWH	Santhia	71,900	21,757	3.3	94,330	17,290	5.5	92	16	5.8	15,800	2,844	5.6	205	31	6.6
360	Pabna RWH	Shahjadpur	298,592	42,025	7.1	200,340	25,178	8.0	528	117	4.5	23,450	5,182	4.5	51	199	0.3
361	Pabna RWH	Sirajganj Sadar	115,800	43,543	2.7	44,170	26,426	1.7	250	55	4.5	14,500	4,353	3.3	150	56	2.7
362	Pabna RWH	Sujanagar	191,976	14,498	13.2	148,335	11,060	13.4	307	21	14.6	7,939	1,901	4.2	100	54	1.9
363	Pabna RWH	Tarash	141,900	15,420	9.2	106,350	15,863	6.7	249	44	5.7	10,769	1,270	8.5	250	46	5.4
364	Pabna RWH	Ullah Para	310,900	56,074	5.5	131,650	33,528	3.9	281	146	1.9	21,489	4,515	4.8	100	42	2.4
365	Patuakhali RWH	Amtali	24,064	11,342	2.1	37,415	17,076	2.2	37	8	4.6	3,594	1,753	2.1	400	157	2.5
366	Patuakhali RWH	Bamna	9,500	3,231	2.9	9,850	4,062	2.4	44	5	8.8	398	198	2.0	200	76	2.6
367	Patuakhali RWH	Barguna Sadar	24,600	9,030	2.7	32,345	12,512	2.6	130	41	3.2	7,750	3,374	2.3	100	118	0.8
368	Patuakhali RWH	Bauphal	17,685	8,856	2.0	24,480	14,290	1.7	100	38	2.6	3,030	2,162	1.4	300	78	3.8
369	Patuakhali RWH	Betagi	10,700	4,178	2.6	15,375	4,956	3.1	80	11	7.3	1,405	626	2.2	50	28	1.8
370	Patuakhali RWH	Dashmina	11,158	4,089	2.7	16,320	6,558	2.5	115	21	5.5	1,867	910	2.1	100	110	0.9
371	Patuakhali RWH	Dumki	10,104	3,658	2.8	8,845	2,854	3.1	13	7	1.9	787	380	2.1	50	22	2.3
372	Patuakhali RWH	Galachipa	25,952	13,740	1.9	43,230	21,489	2.0	117	35	3.3	7,508	3,726	2.0	50	148	0.3
373	Patuakhali RWH	Kalapara	19,910	8,378	2.4	31,075	14,787	2.1	65	14	4.6	5,776	2,948	2.0	175	56	3.1
374	Patuakhali RWH	Mirzaganj	13,144	5,935	2.2	24,530	6,357	3.9	26	3	8.7	1,270	596	2.1	500	30	16.7
375	Patuakhali RWH	Patharghata	15,552	6,394	2.4	19,705	8,580	2.3	72	20	3.6	2,642	1,266	2.1	125	75	1.7

SL	Warehouse Name	Upazila Name	Condom			Shukhi			IUD			Injectables			Implant		
			CBL	AMD	MOS	CBL	AMD	MOS	CBL	AMD	MOS	CBL	AMD	MOS	CBL	AMD	MOS
376	Patuakhali RWH	Patuakhali Sadar	34,728	15,209	2.3	32,133	14,161	2.3	140	87	1.6	6,613	3,354	2.0	480	127	3.8
377	Rajshahi RWH	Bagatipara	42,816	16,814	2.5	18,960	7,018	2.7	44	7	6.3	1,057	332	3.2	50	41	1.2
378	Rajshahi RWH	Bagha	69,000	25,560	2.7	60,760	8,605	7.1	94	3	31.3	5,038	1,430	3.5	100	40	2.5
379	Rajshahi RWH	Baghmara	111,100	40,431	2.7	16,010	21,886	0.7	187	36	5.2	5,138	1,896	2.7	500	78	6.4
380	Rajshahi RWH	Baraigram	119,400	14,641	8.2	66,540	10,084	6.6	106	30	3.5	2,760	1,192	2.3	20	77	0.3
381	Rajshahi RWH	Bholahat	19,104	7,460	2.6	18,730	4,740	4.0	50	2	25.0	1,138	520	2.2	50	26	1.9
382	Rajshahi RWH	Boalia	77,400	56,196	1.4	14,400	5,836	2.5	179	32	5.6	3,550	1,892	1.9	275	120	2.3
383	Rajshahi RWH	Chapai Nababganj Sadar	93,000	45,500	2.0	33,530	15,055	2.2	165	61	2.7	5,660	2,648	2.1	50	54	0.9
384	Rajshahi RWH	Charghat	47,700	23,145	2.1	62,455	10,251	6.1	63	15	4.2	1,600	514	3.1	50	51	1.0
385	Rajshahi RWH	Durgapur	53,844	16,256	3.3	64,455	7,436	8.7	102	5	20.4	832	340	2.4	50	34	1.5
386	Rajshahi RWH	Godagari	39,000	45,040	0.9	19,680	16,057	1.2	24	11	2.2	4,843	2,735	1.8	0	43	0.0
387	Rajshahi RWH	Gomastapur	53,700	24,908	2.2	27,512	11,224	2.5	36	11	3.3	2,086	995	2.1	2	28	0.1
388	Rajshahi RWH	Gurudasapur	58,704	30,589	1.9	56,265	14,887	3.8	113	9	12.6	2,497	1,317	1.9	75	60	1.3
389	Rajshahi RWH	Lalpur	46,324	21,533	2.2	53,880	15,188	3.5	26	15	1.7	3,019	1,522	2.0	15	82	0.2
390	Rajshahi RWH	Mohanpur	44,914	15,570	2.9	37,995	5,503	6.9	32	1	32.0	3,159	1,382	2.3	125	38	3.3
391	Rajshahi RWH	Nachole	34,800	10,744	3.2	24,730	5,444	4.5	24	3	8.0	1,425	727	2.0	10	16	0.6
392	Rajshahi RWH	Natore Sadar	40,524	36,220	1.1	20,620	14,881	1.4	84	29	2.9	2,485	1,220	2.0	70	128	0.5
393	Rajshahi RWH	Paba	41,200	40,798	1.0	15,065	11,478	1.3	57	4	14.3	2,655	3,054	0.9	110	25	4.4
394	Rajshahi RWH	Puthia	25,440	29,552	0.9	20,275	13,246	1.5	32	8	4.0	1,093	986	1.1	100	35	2.9
395	Rajshahi RWH	Shibganj	54,000	45,602	1.2	21,600	19,511	1.1	110	15	7.3	4,000	1,883	2.1	100	75	1.3
396	Rajshahi RWH	Singra	98,434	32,598	3.0	37,970	19,408	2.0	100	26	3.8	5,713	1,973	2.9	50	87	0.6
397	Rajshahi RWH	Tanore	72,600	17,311	4.2	34,320	12,102	2.8	124	11	11.3	1,788	883	2.0	120	136	0.9
398	Rangamati RWH	Baghaichhari	38,016	9,379	4.1	29,145	6,501	4.5	44	3	14.7	1,267	323	3.9	110	23	4.8
399	Rangamati RWH	Barkal	33,800	3,929	8.6	27,140	3,260	8.3	24	3	8.0	2,580	313	8.2	122	6	20.3
400	Rangamati RWH	Belai Chhari	6,885	1,590	4.3	13,538	2,227	6.1	49	4	12.3	1,000	122	8.2	20	19	1.1

SL	Warehouse Name	Upazila Name	Condom			Shukhi			IUD			Injectables			Implant		
			CBL	AMD	MOS	CBL	AMD	MOS	CBL	AMD	MOS	CBL	AMD	MOS	CBL	AMD	MOS
401	Rangamati RWH	Jurai Chhari	17,964	2,173	8.3	19,770	1,996	9.9	40	3	13.3	585	153	3.8	100	18	5.6
402	Rangamati RWH	Kaptai	20,100	5,382	3.7	11,505	2,645	4.3	47	2	23.5	392	340	1.2	45	27	1.7
403	Rangamati RWH	Kawkhali (betbunia)	9,616	2,493	3.9	9,238	2,373	3.9	32	5	6.4	972	354	2.7	12	40	0.3
404	Rangamati RWH	Langadu	13,732	5,023	2.7	9,865	4,108	2.4	59	12	4.9	1,553	380	4.1	0	37	0.0
405	Rangamati RWH	Naniarchar	20,400	4,628	4.4	10,910	3,952	2.8	15	3	5.0	708	177	4.0	100	16	6.3
406	Rangamati RWH	Rajasthali	5,108	1,072	4.8	11,115	1,370	8.1	68	2	34.0	1,648	76	21.7	39	14	2.8
407	Rangamati RWH	Rangamati Sadar	30,052	7,678	3.9	20,215	6,311	3.2	113	48	2.4	808	557	1.5	110	55	2.0
408	Rangpur RWH	Aditmari	385,700	11,900	32.4	503,180	14,798	34.0	196	96	2.0	4,711	2,731	1.7	0	63	0.0
409	Rangpur RWH	Badarganj	274,392	11,472	23.9	342,136	15,880	21.5	100	46	2.2	4,390	2,105	2.1	0	75	0.0
410	Rangpur RWH	Bhurungamari	308,673	11,787	26.2	660,382	16,480	40.1	101	33	3.1	6,237	3,336	1.9	50	38	1.3
411	Rangpur RWH	Chilmari	312,500	11,858	26.4	375,165	9,274	40.5	43	15	2.9	1,647	1,102	1.5	10	70	0.1
412	Rangpur RWH	Dimla	308,384	7,414	41.6	543,870	17,989	30.2	112	51	2.2	4,051	1,917	2.1	150	92	1.6
413	Rangpur RWH	Domar	322,068	5,979	53.9	362,177	13,727	26.4	60	15	4.0	4,378	2,195	2.0	5	50	0.1
414	Rangpur RWH	Fulchhari	64,148	18,748	3.4	29,065	10,816	2.7	39	21	1.9	7,463	2,694	2.8	0	32	0.0
415	Rangpur RWH	Gaibandha Sadar	46,286	17,532	2.6	39,664	24,087	1.6	31	20	1.6	8,156	3,935	2.1	50	110	0.5
416	Rangpur RWH	Gangachara	287,952	14,396	20.0	343,160	19,104	18.0	129	52	2.5	8,960	4,318	2.1	0	94	0.0
417	Rangpur RWH	Gobindaganj	806,676	48,541	16.6	155,395	32,411	4.8	43	22	2.0	7,337	3,888	1.9	164	60	2.7
418	Rangpur RWH	Hatibandha	314,728	9,333	33.7	402,010	11,179	36.0	87	35	2.5	5,706	2,254	2.5	0	84	0.0
419	Rangpur RWH	Jaldhaka	325,332	13,982	23.3	164,115	21,910	7.5	102	36	2.8	7,556	3,774	2.0	0	78	0.0
420	Rangpur RWH	Kaliganj	324,104	5,826	55.6	401,250	11,144	36.0	78	52	1.5	2,858	1,377	2.1	100	48	2.1
421	Rangpur RWH	Kaunia	288,600	11,204	25.8	512,245	10,435	49.1	31	10	3.1	5,798	2,946	2.0	0	61	0.0
422	Rangpur RWH	Kishoreganj	317,800	5,589	56.9	358,240	16,173	22.2	90	46	2.0	3,225	1,555	2.1	50	75	0.7
423	Rangpur RWH	Kurigram Sadar	39,088	12,082	3.2	19,093	11,535	1.7	123	36	3.4	5,535	2,576	2.1	50	68	0.7
424	Rangpur RWH	Lalmonirhat Sadar	39,168	10,466	3.7	24,275	15,141	1.6	50	17	2.9	6,477	3,158	2.1	0	79	0.0
425	Rangpur RWH	Mitha Pukur	313,500	17,023	18.4	34,755	20,550	1.7	39	7	5.6	5,293	2,557	2.1	0	57	0.0

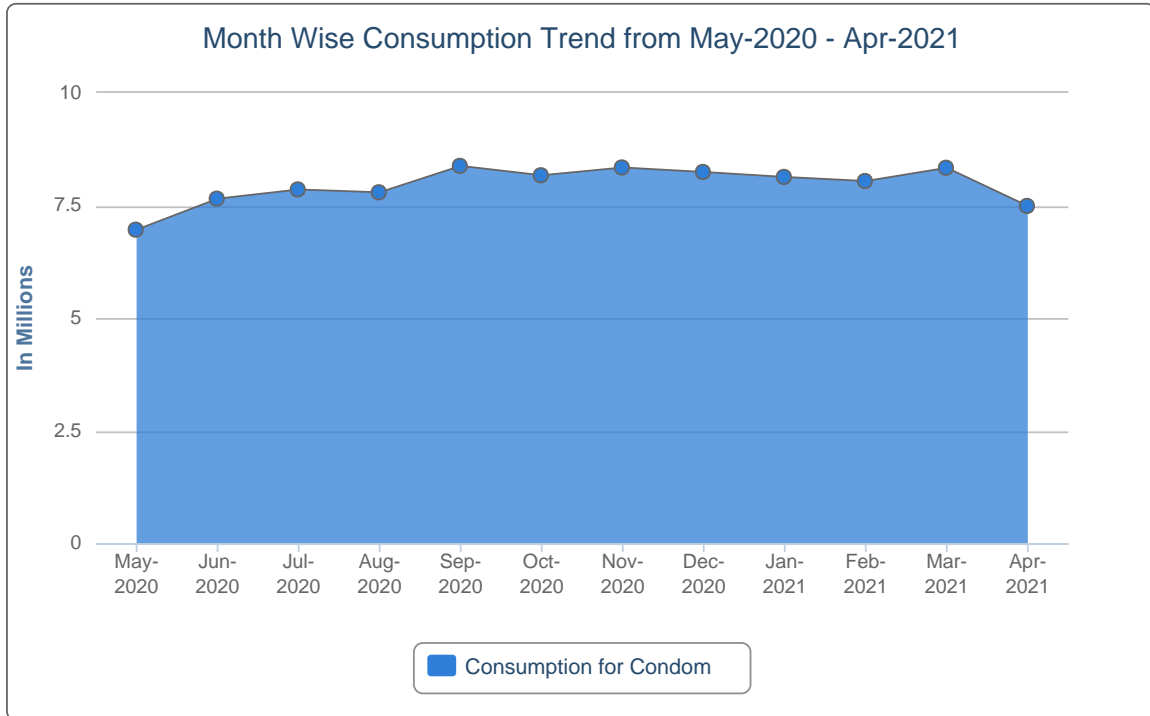
SL	Warehouse Name	Upazila Name	Condom			Shukhi			IUD			Injectables			Implant		
			CBL	AMD	MOS	CBL	AMD	MOS	CBL	AMD	MOS	CBL	AMD	MOS	CBL	AMD	MOS
426	Rangpur RWH	Nageshwari	290,599	15,445	18.8	657,455	31,091	21.1	76	30	2.5	10,060	5,053	2.0	50	52	1.0
427	Rangpur RWH	Nilphamari Sadar	43,247	9,634	4.5	29,215	27,422	1.1	120	44	2.7	6,467	3,269	2.0	50	87	0.6
428	Rangpur RWH	Palashbari	40,300	8,943	4.5	16,779	15,617	1.1	25	8	3.1	4,230	2,193	1.9	50	74	0.7
429	Rangpur RWH	Patgram	268,920	6,381	42.1	343,205	13,414	25.6	37	10	3.7	4,195	2,097	2.0	150	20	7.5
430	Rangpur RWH	Phulbari	326,500	6,248	52.3	307,605	13,066	23.5	145	74	2.0	5,816	2,712	2.1	100	55	1.8
431	Rangpur RWH	Pirgachha	46,200	17,440	2.6	67,240	16,328	4.1	100	71	1.4	7,950	3,402	2.3	50	86	0.6
432	Rangpur RWH	Pirganj	445,948	18,544	24.0	342,920	27,311	12.6	93	42	2.2	5,300	2,237	2.4	100	96	1.0
433	Rangpur RWH	Rajarhat	20,208	6,261	3.2	28,575	12,169	2.3	83	26	3.2	4,749	1,992	2.4	50	53	0.9
434	Rangpur RWH	Rangpur Sadar	81,800	26,633	3.1	47,760	25,884	1.8	95	44	2.2	7,887	3,865	2.0	0	215	0.0
435	Rangpur RWH	Sadullapur	151,704	20,640	7.4	164,270	20,998	7.8	147	54	2.7	8,200	3,985	2.1	50	79	0.6
436	Rangpur RWH	Saghata	76,232	9,970	7.6	17,485	19,767	0.9	50	14	3.6	2,997	1,513	2.0	0	38	0.0
437	Rangpur RWH	Saidpur	26,958	10,585	2.5	15,885	8,810	1.8	43	6	7.2	2,955	1,504	2.0	100	35	2.9
438	Rangpur RWH	Sundarganj	204,912	32,111	6.4	214,125	40,918	5.2	172	85	2.0	16,608	8,553	1.9	50	195	0.3
439	Rangpur RWH	Taraganj	623,652	8,167	76.4	470,075	8,391	56.0	21	6	3.5	1,965	1,033	1.9	0	108	0.0
440	Rangpur RWH	Ulipur	288,680	21,702	13.3	144,745	27,313	5.3	69	21	3.3	6,566	3,313	2.0	0	60	0.0
441	Sylhet RWH	Ajmiriganj	61,818	5,446	11.4	10,443	6,559	1.6	50	9	5.6	1,786	502	3.6	0	33	0.0
442	Sylhet RWH	Bahubal	69,576	6,270	11.1	17,507	5,980	2.9	63	7	9.0	1,264	427	3.0	10	27	0.4
443	Sylhet RWH	Balaganj	100,300	26,594	3.8	20,525	8,638	2.4	222	8	27.8	4,456	1,536	2.9	8	51	0.2
444	Sylhet RWH	Baniachong	94,920	9,320	10.2	41,970	12,877	3.3	39	11	3.5	2,165	741	2.9	7	75	0.1
445	Sylhet RWH	Barlekha	135,224	6,930	19.5	16,260	5,926	2.7	310	3	103.3	2,699	475	5.7	0	56	0.0
446	Sylhet RWH	Beani Bazar	104,780	13,307	7.9	14,285	4,762	3.0	138	11	12.5	1,480	716	2.1	5	51	0.1
447	Sylhet RWH	Bishwambarpur	73,360	4,928	14.9	16,497	6,558	2.5	73	9	8.1	2,091	827	2.5	24	45	0.5
448	Sylhet RWH	Bishwanath	71,700	9,631	7.4	14,454	4,533	3.2	25	13	1.9	1,024	522	2.0	2	47	0.0
449	Sylhet RWH	Chhatak	65,200	14,459	4.5	20,715	9,326	2.2	165	46	3.6	2,332	804	2.9	50	45	1.1
450	Sylhet RWH	Chunarughat	107,080	8,562	12.5	13,701	13,690	1.0	126	3	42.0	2,125	1,064	2.0	2	62	0.0

SL	Warehouse Name	Upazila Name	Condom			Shukhi			IUD			Injectables			Implant		
			CBL	AMD	MOS	CBL	AMD	MOS	CBL	AMD	MOS	CBL	AMD	MOS	CBL	AMD	MOS
451	Sylhet RWH	Companiganj	50,368	13,040	3.9	23,395	7,025	3.3	126	3	42.0	1,611	1,254	1.3	52	50	1.0
452	Sylhet RWH	Dakshin Sunamganj	55,700	9,039	6.2	9,190	6,790	1.4	166	12	13.8	2,391	710	3.4	10	73	0.1
453	Sylhet RWH	Dakshin Surma	82,400	33,418	2.5	17,820	9,073	2.0	104	3	34.7	2,331	1,045	2.2	50	18	2.8
454	Sylhet RWH	Derai	60,604	27,779	2.2	23,820	10,609	2.2	105	14	7.5	2,516	929	2.7	43	55	0.8
455	Sylhet RWH	Dowarabazar	61,516	11,709	5.3	20,115	10,282	2.0	100	3	33.3	2,162	764	2.8	1	108	0.0
456	Sylhet RWH	Fenchuganj	89,700	5,043	17.8	16,520	2,825	5.8	135	12	11.3	549	274	2.0	40	21	1.9
457	Sylhet RWH	Golapganj	72,204	18,757	3.8	19,660	4,778	4.1	56	16	3.5	2,772	516	5.4	25	47	0.5
458	Sylhet RWH	Gowainghat	60,400	18,360	3.3	17,445	9,710	1.8	36	13	2.8	5,991	2,930	2.0	0	77	0.0
459	Sylhet RWH	Habiganj Sadar	96,300	15,662	6.1	33,450	13,338	2.5	200	99	2.0	4,440	1,391	3.2	0	41	0.0
460	Sylhet RWH	Jagannathpur	74,560	10,995	6.8	15,090	6,120	2.5	62	15	4.1	2,513	336	7.5	10	71	0.1
461	Sylhet RWH	Jaintiapur	53,400	14,486	3.7	9,315	6,333	1.5	64	17	3.8	5,500	2,414	2.3	50	36	1.4
462	Sylhet RWH	Jamalganj	60,328	11,193	5.4	18,620	10,316	1.8	219	3	73.0	2,461	1,153	2.1	0	34	0.0
463	Sylhet RWH	Juri	90,600	7,180	12.6	10,755	4,954	2.2	63	22	2.9	689	356	1.9	5	94	0.1
464	Sylhet RWH	Kamalganj	141,200	12,143	11.6	26,445	9,311	2.8	200	25	8.0	2,000	854	2.3	5	61	0.1
465	Sylhet RWH	Kanaighat	59,148	26,403	2.2	17,940	11,639	1.5	110	7	15.7	5,606	2,745	2.0	60	23	2.6
466	Sylhet RWH	Kulaura	136,840	9,228	14.8	20,230	8,739	2.3	55	6	9.2	5,602	2,105	2.7	10	37	0.3
467	Sylhet RWH	Lakhai	81,800	5,886	13.9	21,335	7,234	2.9	188	7	26.9	933	402	2.3	100	64	1.6
468	Sylhet RWH	Madhabpur	117,000	8,598	13.6	30,163	13,738	2.2	70	6	11.7	2,105	759	2.8	5	49	0.1
469	Sylhet RWH	Maulvibazar Sadar	134,520	9,937	13.5	21,563	8,937	2.4	171	44	3.9	2,505	832	3.0	150	46	3.3
470	Sylhet RWH	Nabiganj	78,800	7,796	10.1	15,685	10,180	1.5	103	21	4.9	1,478	382	3.9	50	47	1.1
471	Sylhet RWH	Rajnagar	125,100	8,746	14.3	17,070	9,284	1.8	106	7	15.1	2,728	1,071	2.5	10	39	0.3
472	Sylhet RWH	Sreemangal	94,500	15,364	6.2	20,174	12,591	1.6	141	49	2.9	2,425	1,180	2.1	1	137	0.0
473	Sylhet RWH	Sulla	37,300	9,833	3.8	12,880	5,803	2.2	225	3	75.0	1,255	532	2.4	70	32	2.2
474	Sylhet RWH	Sunamganj Sadar	91,308	9,102	10.0	17,175	6,815	2.5	98	25	3.9	2,822	1,087	2.6	2	83	0.0
475	Sylhet RWH	Sylhet Sadar	156,320	67,565	2.3	50,600	33,523	1.5	353	88	4.0	18,181	9,709	1.9	18	155	0.1

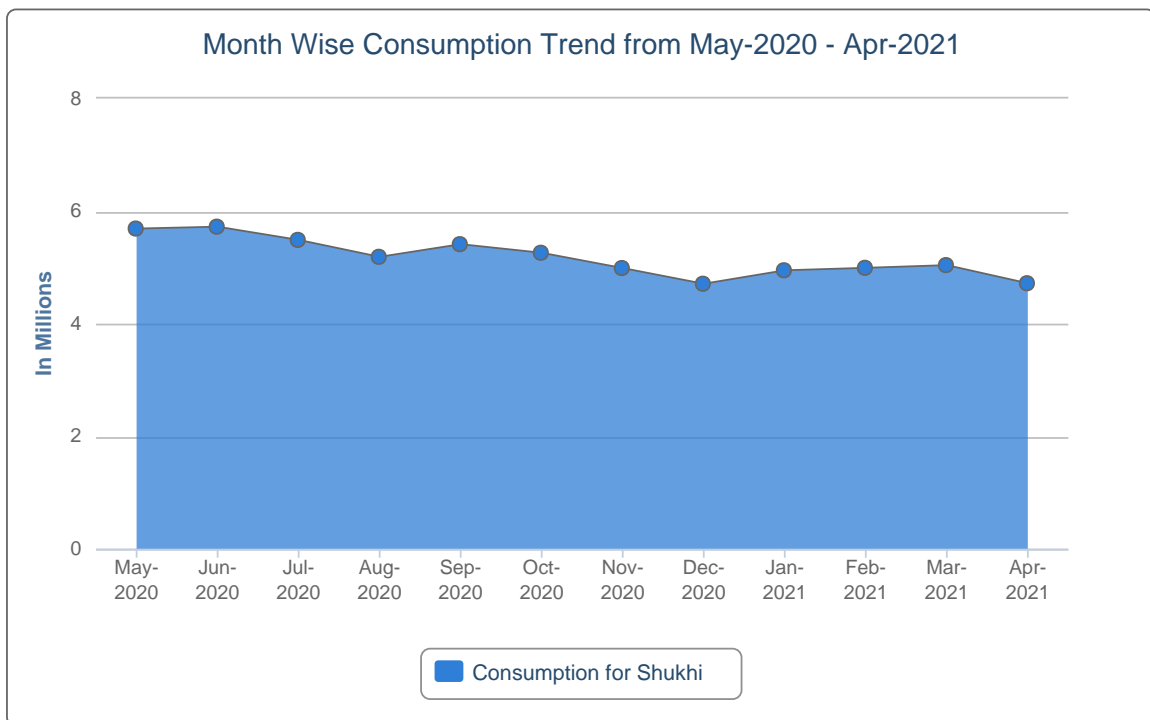
SL	Warehouse Name	Upazila Name	Condom			Shukhi			IUD			Injectables			Implant		
			CBL	AMD	MOS	CBL	AMD	MOS	CBL	AMD	MOS	CBL	AMD	MOS	CBL	AMD	MOS
476	Sylhet RWH	Tahirpur	60,716	13,985	4.3	17,490	10,300	1.7	96	4	24.0	2,106	847	2.5	20	114	0.2
477	Sylhet RWH	Zakiganj	49,544	20,707	2.4	29,773	7,939	3.8	114	4	28.5	2,411	1,108	2.2	0	117	0.0
478	Tangail RWH	Basail	112,560	6,805	16.5	37,005	6,052	6.1	168	16	10.5	6,137	503	12.2	0	141	0.0
479	Tangail RWH	Bhuapur	87,400	18,213	4.8	17,014	8,007	2.1	281	20	14.1	4,811	1,490	3.2	400	55	7.3
480	Tangail RWH	Chauhali	48,760	13,825	3.5	23,150	7,109	3.3	90	11	8.2	5,073	1,247	4.1	104	40	2.6
481	Tangail RWH	Delduar	66,000	8,393	7.9	30,862	6,705	4.6	120	19	6.3	10,710	486	22.0	250	37	6.8
482	Tangail RWH	Ghatail	230,700	25,590	9.0	13,920	20,615	0.7	300	11	27.3	6,350	2,578	2.5	10	75	0.1
483	Tangail RWH	Gopalpur	114,576	11,962	9.6	70,340	7,818	9.0	233	16	14.6	3,511	1,122	3.1	100	48	2.1
484	Tangail RWH	Kalihati	153,800	22,503	6.8	81,310	25,022	3.2	103	48	2.1	6,310	4,434	1.4	310	78	4.0
485	Tangail RWH	Madhupur	226,800	16,830	13.5	0	20,321	0.0	356	20	17.8	5,948	2,641	2.3	0	74	0.0
486	Tangail RWH	Mirzapur	77,496	25,265	3.1	57,550	22,332	2.6	185	36	5.1	12,429	1,043	11.9	500	54	9.3
487	Tangail RWH	Nagarpur	118,852	26,201	4.5	4,489	18,141	0.2	66	75	0.9	5,243	2,348	2.2	0	130	0.0
488	Tangail RWH	Sakhipur	127,100	21,657	5.9	19,860	20,648	1.0	200	26	7.7	5,280	867	6.1	100	43	2.3
489	Tangail RWH	Tangail Sadar	72,000	43,904	1.6	7,680	23,080	0.3	182	37	4.9	4,000	2,788	1.4	200	155	1.3

7. Month-wise Consumption Trend

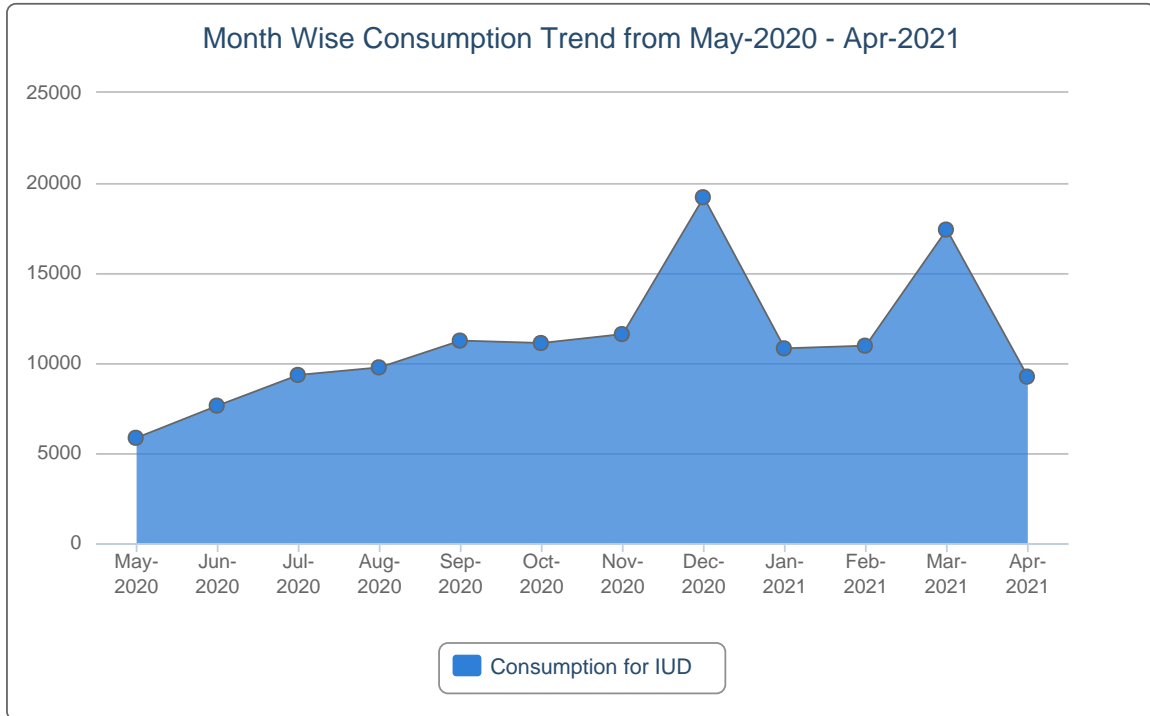
7(a).



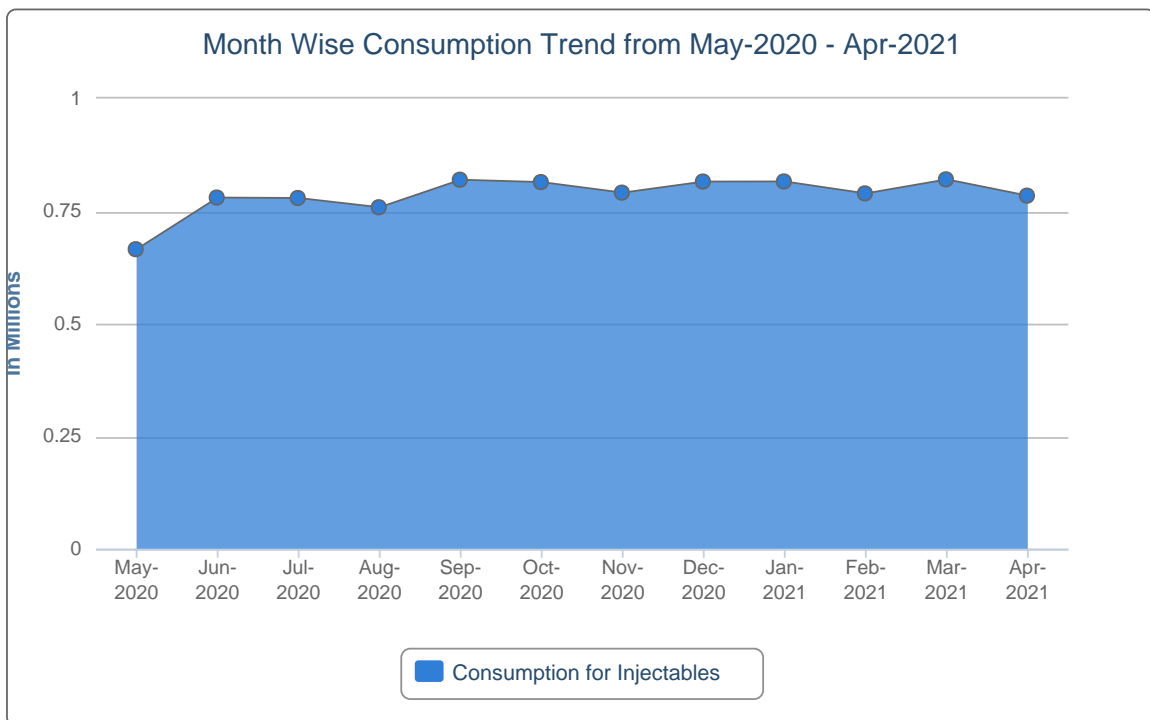
7(b).



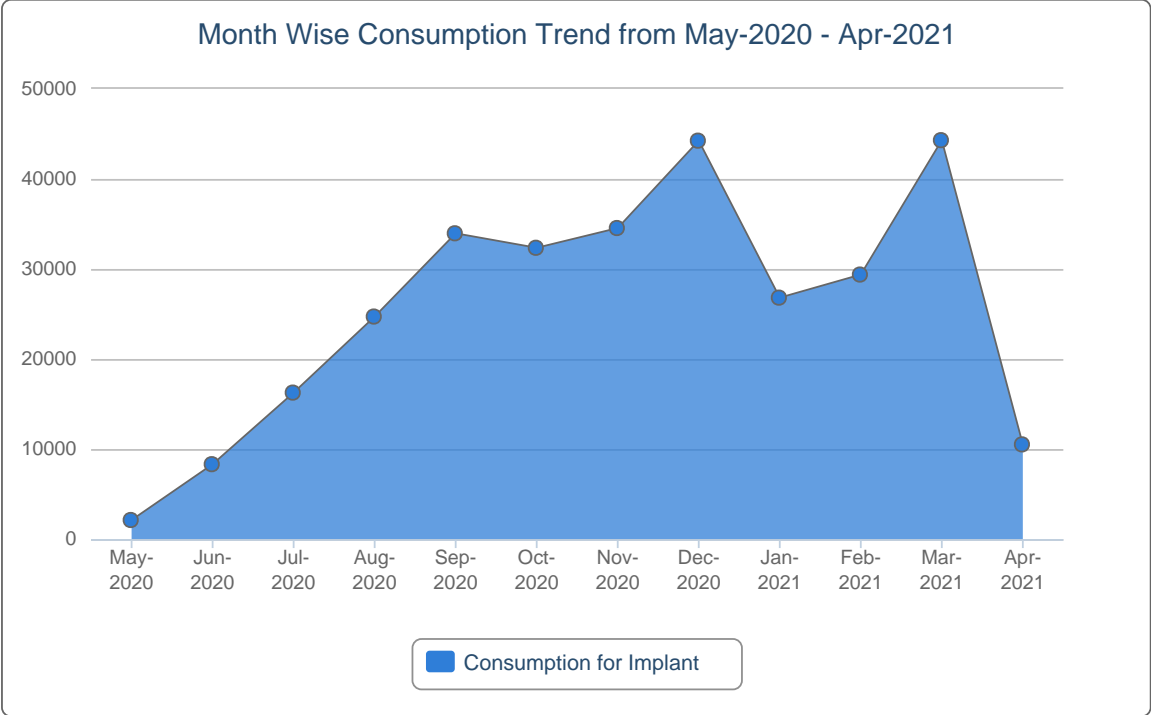
7(c).



7(d).



7(e).



8. Report on Upazila and Warehouse Having Stock Out in last month

SL	Products Name	No of Stockout WH	% of Stockout WH	No of Stockout Upazila Store	% of Stockout Upazila Store	No of Stockout Upazila Field	% of Stockout Upazila Field
1	Condom	0	0%	0	0%	0	0%
2	Oral Pill (Total)	0	0%	1	0%	0	0%
3	IUD	0	0%	2	0%	1	0%
4	Injectables	0	0%	0	0%	0	0%
5	Implant (Total)	7	32%	-	-	2	0%

List of Stock Out Warehouses

SL	Commodity	Warehouse	Phone
1	Implant (Total)	Khulna RWH	041 760410
2	Implant (Total)	Cumilla RWH	081-65203
3	Implant (Total)	Sylhet RWH	0821-713246
4	Implant (Total)	Rangpur RWH	0521-64911
5	Implant (Total)	Chattogram RWH	031723935
6	Implant (Total)	Jamalpur RWH	0981-63107
7	Implant (Total)	Bogura RWH	051-66706

List of StockOut Upazilas

SL	Commodity	Warehouse	District	Upazila	Phone
1	Oral Pill (Total)	Tangail RWH	Tangail	Madhupur, Tangail	01740985930
2	IUD	Chattogram RWH	Chattogram	Sandwip, Chattogram	01711396631
3	IUD	Faridpur RWH	Faridpur	Saltha, Faridpur	01723076753
4	IUD	Khulna RWH	Khulna	Dacope, Khulna	01788656644
5	Implant (Total)	Cumilla RWH	Cumilla	Titas, Cumilla	01727264064
6	Implant (Total)	Sylhet RWH	Maulvibazar	Barlekha, Maulvibazar	01715389142

“ছেলে হোক, মেয়ে হোক,
দু’টি সন্তানই যথেষ্ট”

Management Information System (MIS)
Directorate General of Family Planning (DGFP)
6, Kawran Bazar, Dhaka- 1215
Email: dirmis@dgfp.gov.bd, dirls@dgfp.gov.bd
www.dgfp.gov.bd, www.scmpbd.org

If you need more information, please visit at <https://www.scmpbd.org>