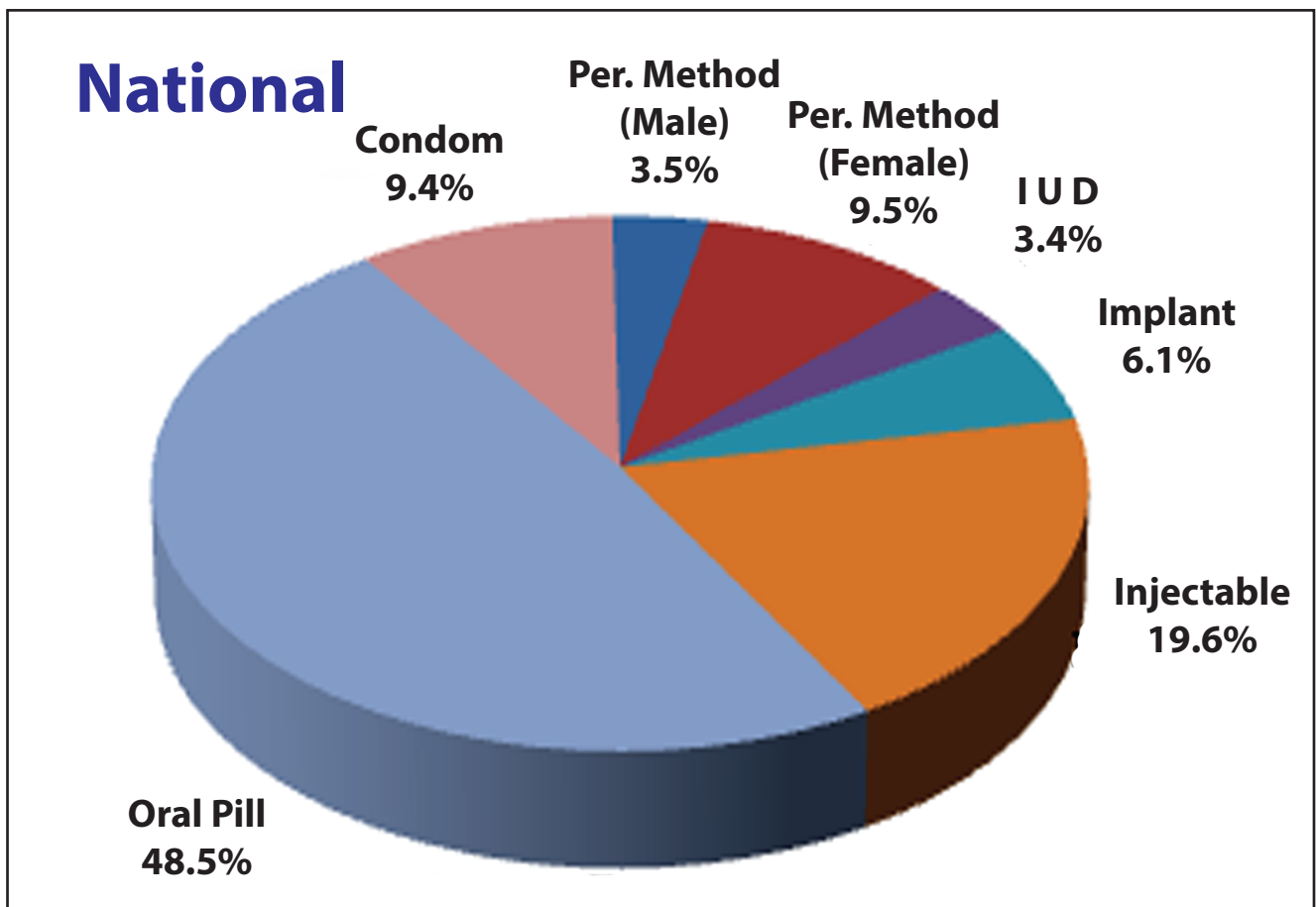


ছেলে হোক, মেয়ে হোক
দু'টি সন্তানই যথেষ্ট

MONTHLY REPORT ON FAMILY PLANNING, MATERNAL & CHILD HEALTH, REPRODUCTIVE HEALTH AND NUTRITION SERVICES July 2020

Method-Mix for the month of July 2020



Preface

I am very much delighted to publish the monthly report of July/2020 of Management Information System (MIS) of Directorate General of Family Planning (DGFP). This monthly report displays our continuous effort to preserve quality data which can be used as a major tool kit for better management and evidence based decision making. The report consists of several information on demographic data associated with family planning, maternal & child health, reproductive health and nutrition services across the country. The report is a regular monthly issue designed to incorporate monthly service statistical progress at district and upazila level.

MIS Unit of Directorate General of Family Planning consists of three sub systems namely Service Statistics (SS), Logistic Management Information System (LMIS) and Human Resource Information System (HRIS). In the year 2011, MIS Unit has developed web-based software to collect, collate and compile service statistics from field level. Online reporting is already an established system at upazila level and we have a plan to scale up e-MIS report at all administrative tiers across the country under 4th sector program.

It is important to mention that this monthly report provides mainly service statistics information received from field workers, service delivery points and NGOs. Generally, the objectives of MIS are to develop and strengthen reliable information management system. We are hopeful that this report will help the users at all levels to compare and analyze the latest information on family planning, maternal, child and adolescent health.

Finally, I convey my sincere thanks to the personnel of MIS Unit who have made diligent effort to prepare this report in time. I cordially request all the users of this monthly report to provide their valuable suggestions and feedback (if any) through the e-mail address (dirmis@dgfp.gov.bd) for its further improvement.

Khan Md. Rezaul Karim
Joint Secretary, MEFWD

And

Director (MIS) & Line Director
Directorate General of Family Planning

Table of Contents

<u>Sl. No</u>	<u>Contents</u>	<u>Page #</u>
1.	At a glance of FP Performance for the month of June 2020 and July 2020.....	02
2.	At a glance of the MCH and Reproductive Health Services for the month June.'20 and July.'20...	03
3.	At a glance of the Nutrition services for the month of June 2020 and July 2020.....	04
4.	Introduction	05
5.	Family Planning Performance (CAR Related)	05
6.	MCH Performance	05
7.	Nutrition Programs of the Directorate General of Family Planning	06
8.	Highlights July 2020.....	06
9.	Table Analysis	07
10.	Remarks	09
11.	Clarification about some information	09
12.	Highest and Lowest Performing districts in clinical methods	10
13.	National Projection, Performance and Achievement Rate of Contraceptive Methods	11
14.	List of Division according to descending order of Achievement Rate against their projections of Clinical Methods for the period June 2020 to July 2020.....	11
15.	List of 3(three) districts achieved the highest Achievement Rate of Clinical Methods against their Projections for the period July 2020 to July 2020.....	11
16.	List of 3(three) districts achieved the lowest Achievement Rate of Clinical Methods against their Projections for the period July'20 to July'20	11
17.	Comparative Statement of contraceptives performance for the period between July2019 to Jun 2020and July 2020 to July 2020.....	12
18.	Performance & Distribution of Contraceptives by Method for the month of July20 to July20	12
19.	Contribution of Government, NGOs and Multisectors in respect of Contraceptive Performance during July 2020.....	12
20.	Division wise and NGOs and Multisectors wise Contraceptive Performance for the month of July 2020	13
21.	District wise Projection, Performance and Achievement Rate of Permanent and Long Acting Methods	17
22.	District wise Projection, Performance and Achievement Rate of Short Acting Methods	19
23.	Method wise Users (Normal & Postpartum as Old, New, Dropout, Postpartum Expire)and CAR by District at the end of July 2020.....	21
24.	Number of New and Total Acceptors up to the end of June 2020 and July 2020.....	33
25.	CAR (%) by Division up to the end of June 2020 and July 2020.....	33
26.	District by Range of CAR up to the end of July 2020	34
27.	District by Range of CAR up to the end of July 2020.....	34
28.	List of Upaziala achieved CAR >70% up to the end of July 2020	35
29.	List of Upaziala achieved CAR 60-70% up to the end of July 2020	38
30.	Method wise numbers of Dropout and Switch Over by Division up to the end of June'20 and July'20	39
31.	Contraceptive acceptors and acceptance Rate by Division up to the end of June'20 and July'20....	39
32.	Status of Contraceptive Method-Mix based on CAR at the end of the month of July 2020.	39
33.	Pie-Chart of Method-Mix for the month of July 2020	40
34.	Performance by type of MCH services for the month of June'20 and July'20	41
35.	Performance by type of Nutrition services for the month of June'20 and July'20.....	42
36.	Summary of the Couples and Acceptors by Month since July 2020... ..	43
37.	Performance of RH-EOC of MCWCs, MCHTI & MFSTC for the month of July 2020.....	45
38.	City Corporation wise Contraceptive Acceptors and Acceptance Rate(CAR) (Partial) at the end of the month of July 2020.....	47

At a glance of the FP Performance for the Month of June 2020 and July 2020

Indicators	June.'20	July.'20
Number of Total Eligible Couples (including Part of the City	27544300	27542668
Number of Total Acceptors (including part of the City Corporations)	21588801	21591283
CAR % (Contraceptive Acceptance Rate)	78.38	78.39
Method specific acceptors (Cumulative) :		
Permanent Method (Male) Postpartum	2595	4236
Permanent Method (Male)	745219	746777
Permanent Method (Female) Postpartum	67156	67346
Permanent Method (Female)	2057122	2056489
Permanent Method (Total)	2802341	2803266
IUD (Postpartum Users)	28297	28000
IUD (Total Users)	733253	732798
Implant (Postpartum Users)	72524	71094
Implant (Total Users)	1347554	1345791
Injectable (Postpartum Acceptors)	168904	170095
Injectable (Total Acceptors)	4197194	4196621
Oral Pill (Postpartum Acceptors)	537997	540356
Oral Pill (Total Acceptors)	10472473	10474661
Condom (Postpartum Acceptors)	149938	150716
Condom (Total Acceptors)	2035986	2038146
Method specific new acceptors :		
Permanent Method (Male)	247	861
Permanent Method (Female)	6875	5289
Permanent Method (Total)	7122	6150
IUD (New Users)	4399	5036
Implant (New Users)	5915	10676
Injectable (New Acceptors)	44962	48558
Oral Pill (New Acceptors)	101308	104534
Condom (New Acceptors)	36734	38008
Number of Districts reported	64	64
Number of Upazilas reported	488	488
Range of CAR (%)	No. of Districts	
	June.'20	July.'20
00-59	0	0
60-69	1	1
70 & above	63	63
Contraceptive performance and distribution by methods (Absolute Performance) :		
Permanent Method (Male - cases)	541	923
Permanent Method (Female - cases)	4380	5051
Permanent Method (Total - cases)	4921	5974
IUD (Nos.)	7488	9246
Implant (Nos.)	8668	16832
Injectable (Doses)	770039	772292
Oral Pill (Cycles)	5945947	5761898
Condom (Pieces)	7600866	7820706

At a glance of the MCH and Reproductive Health Services for the Month of June 2020 and July 2020

Services		June.'20	July.'20
Number of Pregnant Women		871520	879491
Number of High Risk/Complicated Pregnant Mother		4451	5010
Antenatal Care	1st visit (Within 4 Month)	155849	154567
	2nd visit (within 6 Month)	103653	109386
	3rd visit (within 8 Month)	85356	87892
	4th visit (within 9 Month)	73470	76178
Institutional Delivery (MCHTI, MFSTC, FWVTI-Raj, MCWC, UHC, UH&FWC & NGO Clinics)	Normal	40701	41740
	C-section	36090	37316
	Total Delivery	76791	79056
Non-institutional Delivery	At Home by Trained Persons	34892	34130
	At Home by Non-Trained Persons	11899	11028
	Total Delivery	46791	45158
*Total Live Births		110790	119700
Postnatal Care	PNC-1 (Within 24 Hour)	34356	37069
	PNC-2 (within 2- 3 day)	29766	32502
	PNC-3 (within 7 -14 day)	31666	34347
	PNC-4 (within 42-48 day) (including MCHTI, MFSTC & FWVTI-Raj)	38518	41070
Postnatal Care by trained person (PNC1) till two days at home		5929	5825
No. of uses 7.1% chlorhexidine digluconate for umbilical cord care		28229	30504
TT for Woman (5-49)	1st dose	97662	108130
	2nd dose	92830	106331
	3rd dose	98006	107085
	4th dose	92142	100999
	5th dose	91916	100010
Immunization	BCG	137736	139184
	PCV 1	145162	147739
	PCV 2	134061	150596
	PCV 3	124087	139178
	MR Vaccine 1st Dose	135157	132308
	MR Vaccine 2nd Dose	120510	120330
Number of ECP acceptors		8051	7043
Number of MR done (Both Govt. & NGOs)		1041	1187
General Treatment		1905857	2038208
Still Births (including MCHTI, MFSTC & FWVTI-Raj)		205	374
Death	Neonatal death (0-28 days)	234	267
	Infant Death (29Days to below)	78	98
	Child Death (1 - <5 year)	6	6
	Maternal Death	68	65
	Other Death	23302	22879
	Total	23685	23315
No. of Health Education in UH&FWC		4028	6917

* Live births conducted at Govt. MCH, DH, MCWC, UHC, UH&FWC, NGOs & Home. The information is collected by FWA through field visit.

At a glance of the Nutrition services for the Month of June 2020 and July 2020

Services		Performance	
		June.'20	July.'20
Nutrition Services for Pregnant Women, 0-59 months aged child and Mother	Counseling on IYCF, IFA, Vitamin-A and Hand washinh	609417	624762
	Number of mother Received IFA & Calcium Tablet	112831	123362
	Received MNP Sachet (6-23 months)	12722	14773
	Exclusive Breast feeding up to 6 months	152899	158446
	Complimentary feeding after 6 months	170236	172985
	Feeding Tablet Vitamin A (6-59months Child)	3785	3931
	Received Tablet anti-helminthics (24-59months Child)	36848	39811
	Feeding Zink pill with ORS suffering form diarrhoea	5067	3793
	Identifying Suffering from MAM	6016	6380
	Suffering from SAM & Referred	2016	2224
	Identifying Child Stunting	2694	2838
	Identifying Child Wasting	3227	2845
	Identifying Child Under weight	3428	3644

SUMMARY

Introduction

Bangladesh is divided into eight administrative divisions: Dhaka, Chattogram, Rajshahi, Khulna, Barishal, Sylhet, Rangpur and Mymensingh. Each division is divided into several districts and each district into several upazilas. Each urban area in an upazila is divided into wards. Upazilas are divided into Union Parishads (UPs) and Pourasovas. These divisions allow the country as a whole to be separated into rural and urban areas. Management Information System (MIS) has been operational under the Directorate General of Family Planning (DGFP) for a long time. The report of the Contraceptive Performance, MCH, Reproductive Health and Nutrition services is used to be published each month from MIS Unit on the basis of Service Statistics received from the field workers, service delivery clinics and NGOs. Erstwhile Family Welfare Register, however, is the principal source of performance statistics. This report is prepared on the basis of FWA Registers (9th Edition) and Clinic Report. Most of the FWAs visit their working area once in every two months. It is a continuous process. FWA register is modified/updated in every three years.

There is a reporting system to collect the information from the field. MIS Reporting Form-1 is filled up by the FWAs and submitted the same to FPIs. FPI fills up the MIS reporting Form-2 by compiling of all the FWAs (MIS Form-1) report and submits to UFPO office. MIS reporting Form-3 (clinical) is filled up by MO (clinic)/ (MCH-FP)/ (FW)/SACMO/ FWV and is submitted to UFPO office. NGOs of the respective area submit their report to UFPO office through MIS reporting Form-2 and 3 as their requirement. All the reporting Form-2 and 3 are compiled by UFPO office and filled up reporting Form-4 (union wise) and is entered in online web based software (SS). District FP Office reviews and submits that report. It provides information of contraceptive use status of eligible couples and different types of MCH, Reproductive Health and Nutrition services. MIS performance report is primarily used by different level of program managers and supervisors engaged in implementing the Family Planning, MCH, RH and Nutrition program in the country. Besides, different policy makers, decision makers, donor agencies, Development Partners, researchers and other users also use this report.

Family Planning Performance (CAR related):

Performance reports of July 2020 have been received from all the 64 districts of the country. During the month of July 2020 total numbers of eligible couple were found to be as 27518538 against 27546921 in the previous month. Performances of NGOs are also included in the report as reported by the Upazila Offices. A total of acceptors are 21588097 reported in the month of June'20 as against 21555207 in April'20. The Contraceptive Acceptance Rate (CAR) achieved at the end of the reporting month for six modern methods (Permanent Method, IUD, Implant, Injectable, Oral Pill and Condom) is 78.37% which was 78.33% in April'20. Method Specific Acceptors (Cumulative), Method Specific New Acceptors and Contraceptive distribution by Methods are shown in the summary sheet. It June be noted that the contraceptive acceptance rate is an estimate, based on the client contact and the status of contraceptive acceptance as reported by the field workers based on the entries made in the FWA register. The Contraceptive Prevalence Rate (CPR), on the other hand, is based on periodic surveys that are made on precise statistical procedures.

The acceptance rate is a tentative rate and varies from month to month because of reporting status and coverage. This rate is usually higher than the Contraceptive Prevalence Rate (CPR). CAR is generally used to monitor as a management tool 'on-going' program performance in the country. It is not so much used to evaluate the program impact or goals, which is done by periodical scientific surveys.

MCH Performance:

In the month of June'20, 865368 pregnant women have been registered. Total number of 4569 pregnant women referred to hospital for their complications. Total no. 120255 patient received services for RTI/STI. Dose-wise TT for Women (15-49 yrs.) and OPV & Pentavalent vaccines were shown in the summary sheet. BCG vaccines were given to 86373 infants during June'20. Visit-wise Antenatal Care is also shown in the summary sheet both of April 2020 and June 2020. Postnatal Care is shown in the summary sheet both April 2020 and June 2020. Number of delivery conducted by the clinics is 74244. Total numbers of delivery at home 34287 by trained personnel and 11953 by non-trained personnel. Still Birth is recorded 183 in June'20 and in

the previous month it was 159. Neo-natal deaths (0-28 days) & Infant deaths (29 days-<1yr.) are recorded to be 223 and 64 in the month of June'20 where these were 234 and 81 in April'20 respectively. A total of 16 child-deaths (1-<5 yrs.) have been reported in the month of June'20 as against 11 in April. Maternal deaths were reported 82 during the month of June'20 which was 45 in April'20. The other deaths were reported 19706 in June'20 but in April'20 the number of such deaths was 18336. General treatments were rendered to 1435522 and 1437601 patients in the month of June'20 and April'20 respectively. In June'20 number of ECP acceptors was 5527 but in April'20 it was 4970. MR done in the reporting month is 885 but in April'20 it was 953. Performance of MCHTI, MFSTC, MCWCs and FWVTI-Rajshahi is also included in the report.

Nutrition Programs of the Directorate General of Family Planning

Country wide nutrition service is going on through National Nutrition Services (NNS) Operational Plan of DGHS under Health Services Division of MOHFW. DGFP is also playing vital role for implementation of nutrition services whole over the country and is rendering nutrition services at field level where activities like MCH services, Adolescent and Family Planning Program is going on. By this time coordination with IPHN and cooperation with "Global Alliance for Improved Nutrition (GAIN), UNICEF and Alive & Thrive" comprehensive nutrition services are running in 91 upazillas of 11 districts through MCH Services Unit of DGFP.

Highlights June 2020

a) National Contraceptive Acceptance Rate (CAR) based on visited eligible Couples 27546921 is found to be 78.3%. Rajshahi division has achieved the highest acceptance rate 81.1%, followed by Rangpur division 79.8%. The CAR is found to be 79.7% achieved in Khulna division. The Contraceptive Acceptance Rate has been found to be rather low in Mymensingh 79.5%, Barishal 78.9%, Sylhet 77.5%, Dhaka 76.9% and Chattogram 75.3%.

The highest numbers of Acceptors 4194209 have been reported from Dhaka division followed by 3852414 in Chattogram division, Rajshahi division reported 3423285 acceptors. Acceptors size is however, found much smaller in Rangpur, Khulna, Mymensingh and Sylhet which are 2894707, 2769612, 1805733 and 1345045 respectively and in Barisha ldivision it is 1303092.

b) Out of 64 reporting districts, all districts have reported contraceptive acceptance rate of 70 percent and above, no district has reported CAR of 60 - 69 percent and no district has reported CAR of < 59 percent.

c) Out of 488 Upazilas 483 Upazilas have reported CAR at the level >70% and 5 Upazilas have reported CAR level 50-70 percent.

According to the performance of the reporting month (June.20) Thakurgaon district recorded the highest achievement rate 55.5%. Panchagarh district has got the 2nd place with 54.3% and Chapai Nawabganj district has secured the 3rd position with 51.7% of permanent method. Rajbari district has achieved first position with achievement rate 110.5%; Faridpur district has got the 2nd position with achievement rate 98.2% and Sherpur district has recorded the 3rd position with achievement rate 79.7% in IUD. In Implant Rangpur district has recorded the highest achievement rate with 40.2%, Dinajpur district has placed in 2nd position with achievement rate 26.1% and Jashore district has got the 3rd position with achievement rate 20.9%. In Injectable Bhola district has recorded the highest achievement rate with 116.3%. In Oral Pill Sherpur District has recorded the highest achievement rate with 235.8% and Sherpur district has recorded the highest achievement rate 84.1% in Condom.

d) SMC has reported distribution of 227883 vials Injectable, 3570337 cycles of Oral Pill and 26174057 pieces of Condom in April'2020.

e) MFSTC, Dhaka has performed highest 206 Caesarian Operations, MFSTC, Dhaka has performed highest 421 of total deliveries. MCHTI, Dhaka has performed 266, Gibandha, MCWC has performed 160 in the reporting month June'20.

f) (Table 21) In June National Nutrition services information collected by FP workers are as follows: Number of 119231 mothers received IFA, No. of 145007 babies (up to 6 months) exclusive breast feeding and No. of 12795 children (6-23 months) feeding complementary foods. No. of 5960 children suffering

from MAM and 2748 suffering from SAM and referred. No. of Children Stunting, wasting and underweight are 2485, 2198 and 2685 respectively.

Table Analysis:

Table 1: Shows contraceptive performance and Achievement Rate in respect of Permanent, Long Acting and Short Acting methods for the reporting month (June'20) and reporting period (July'19 to June'20) against their respective projections. In the reporting month the achievement rates of Permanent method (Male) 1.8%, Permanent method (Female) 26.0% and Permanent method (Total) 16.3%, IUD 26.8%, Implant 6.7%, Injectable 37.9%, Oral Pill 43.9% and Condom 28.8%. From July'19 to June'20 the achievement rates of Permanent method (Male) 39.4%, Permanent method (Female) 64.7% and Permanent method (Total) 54.6%, IUD 64.7%, Implant 83.2%, Injectable 48.5%, Oral Pill 49.0% and Condom 36.9%.

Table 2: Shows the divisions according to descending order of achievement rate against their projection of Permanent and Long Acting methods for the period July'19 to June'20.

Table 3: Showing the 3(three) districts which achieved the highest achievement rate against Permanent and Long Acting methods of their projections for the period July'19 to June'20.

Table 4: Shows 3(three) districts which achieved the lowest achievement rate of Permanent and Long Acting methods against their projections for the period July'19 to June'20.

Table 5: Comparative statement of contraceptive performance against their projection between the period July'18 to June'19 and July'19 to June'20. The Achievement Rate of Permanent Method (Male) was 30.5% in the period of July'18 to June'19 but it shows the higher rate 39.4% in the current period. So it is 8.8% increase than that of July'18 to June'19. Permanent Method (Female) was 52.0% in the period July'18 to June'19 but it shows the higher rate 64.7% in the current period. So it is 12.8% increase than that of July'18 to June'19. Permanent Method (Total) was 42.8% in the period July'18 to June'19, but it shows the higher rate 54.6% in the current period. So it is 11.8% increase than that of July'18 to June'19. IUD achieved the 64.4% in the reporting period July'18 to June'19 but it shows the higher rate 64.7% in the current period. So it is 0.3% increase than that of July'18 to June'19. Implant achieved the 84.1% in the reporting period July'18 to June'19 but it shows the higher rate 83.2% in the current period. So it is 0.09% decrease than that of July'18 to June'19. Injectable achieved the 53.6% in the reporting period July'18 to June'19 but in the current period it shows 48.5%. So Injectable is decrease 5.1% than that of July'18 to June'19. Oral Pill achieved the 51.4% in the reporting period July'18 to June'19 but in the current period (July'19 to June'20) it shows 49.0%. In case of Oral Pill 2.4% decrease than that of July'18 to June'19. In case of Condom it achieved 37.6% in the reporting period July'18 to June'19 but in the current period (July'19 to June'20) it shows 36.9%, which is 0.6% increase than that of July'18 to June'19.

Table 6: Comparative status of performance and distribution of contraceptive by methods for the month of April'20 and June'20 based on field worker's report. In comparison with that of previous month Permanent Method (male) 54.0% lower over April'20., Permanent Method (Female) 43.2%, Overall Permanent Method (Total) 31.0%, IUD 14.4%, Implant 36.7%, Injectable 5.3% Oral Pill 6.3% and Condom 8.1%.

Table 7: Shows the share of Government and NGOs and Multisectors by methods in the overall National performance. Government sector has contributed 21.5% in Permanent Method (Male), 82.9% in Permanent Method (Female), 80.2% in Permanent Method (Total), 87.9% in IUD, 74.6% in Implant, 84.5% in Injectable, 90.3% in Oral Pill and 83.0% in Condom in the reporting month June'20. On the other hand NGOs and Multisectors have contributed 78.5% in Permanent Method (Male), 17.1% in Permanent Method (Female), 19.8% in Permanent Method (Total), in IUD 12.1%, in Implant 25.4%, in Injectable 15.5%, in Oral Pill 9.7% and in Condom 17.0% in the reporting month June'20.

Table 8: Division wise and NGOs & Multisectoral wise Contraceptive Performance for the month of June'20 are shown in this table. CMH of Chhattagram division is in the highest position, DGHS Health Clinic of Rajshahi division is in the next and Model Clinic of Rajshahi division is in the 3rd position in Permanent method. By NGOs and Multisectorals performance of Total Permanent methods are 534 in the reporting month, in which Males are 96 and Females are 438. Total IUD and Implant 695 and 639

are inserted in the reporting month June'20. Injectable 100683 vials, Oral Pill 565898 cycles and 1163814 of Condom are distributed by NGOs and Multisectorals in the reporting month.

Table 9: Shows the projection, performance and achievement rates of Permanent and Long Acting methods in the reporting month June'20 and in the reporting period July'19 to June'20. In the reporting month Thakurgaon district has achieved the highest achievement rate of 55.9% and Panchagarh district is the next highest with 54.3% in Permanent Method. In the reporting month Rajbari district has achieved the highest achievement rate of 110.5% and Faridpur district is the next highest with 98.2% in IUD. In the reporting month Rangpur district has achieved the highest achievement rate of 40.2% in Implant and Dinajpur district has achieved the next second highest achievement rate with 26.1%. On the other hand, in the reporting period July'19 to June'20 Noakhali district has achieved the highest achievement rate of 160.9% in Permanent Method, Sherpur district has achieved the highest achievement rate of 239.3% in IUD and Sherpur district has achieved the highest achievement rate of 193.1% in Implant.

Table 10: Shows the projection, performance and achievement rates of Short Acting methods in the reporting month June'20 and in the reporting period July'19 to June'20. In the reporting month Bhola district has achieved the highest achievement rate of 116.2% and Sherpur district is the next highest with 87.5% in Injectable. Sherpur district has achieved the highest achievement rate of 235.8% in Oral Pill. Sherpur district has achieved the highest achievement rate of 84.1% in Condom. From July'19 to June'20 Bhola district has achieved the highest achievement rate of 127.4% and Sherpur district is the next highest with 114.5% in Injectable, Sherpur district has achieved the highest achievement rate of 243.1% in Oral Pill and Sherpur district has achieved the highest achievement rate of 103.4% in Condom.

Table 11: This table shows the Old acceptors, new acceptors and dropout (No method & switch over) cases by districts in the reporting month (June'2020). This table is prepared on the basis of CAR report.

Table 12: This table shows the new and total acceptors of the current month in comparison with that of the previous month. The new acceptors of all the methods- Permanent Method(Female), Permanent Method(Male), Permanent Method(Total), Injectable, Oral Pill and Condom have shown decreasing trend but IUD and Implant have shown increasing trend. New acceptors are shown depending on the field workers report which collects from their visiting areas. In case of total acceptors Permanent Method (Male), Permanent Method (Female), Permanent Method (Total) have shown unchanged but IUD, Implant, Injectable, Oral Pill and Condom have shown increasing trend.

Table 13: This table shows that Rajshahi division had recorded the highest CAR of 81.1%, next Rangpur division 79.8%, Khulna division 79.7%, Mymensingh division 79.2%, Barishal division 78.9%, Sylhet division 77.5%, Dhaka division 76.9% and Chattogram division 75.3% in the reporting month April'20. Graph-1 shows the division wise CAR for the current month and graph-2 shows the division wise CAR for the current month in comparison with that of previous month.

Table 14: Shows that 64 districts have achieved CAR level of 70.0% and above where no district has achieved CAR between 60%-69% and no district has achieved CAR between 0-59% in the reporting month December'19. The graph also shows the same in comparison with previous month.

Table 15: List of 483 upazilas among the 488, which have achieved CAR >70.0% in the reporting month.

Table 16: List of 4 upazilas which have achieved CAR 60-70% in the reporting month. Graph shows that 483 upazilas out of 488 have achieved CAR level >70%, 4 upazilas have achieved CAR level 60%-70% and 1 upazila has achieved CAR level <60% in the current month. There is graphical presentation is also showing both of April'20 and June'20.

Table 17: Shows the dropout and switch over by method and by division for the month of June,20.

Table 18: This table shows the Division-wise comparison of Couples, Contraceptive Acceptors and the Acceptance Rate up to the end of June'20. In the reporting month the highest number of Eligible Couples have been reported from Dhaka division which is 5451317, 2nd highest is Chattogram division which is 5115276, then Rajshahi, Rangpur, Khulna, Mymensingh, Sylhet and Barishal division, which are 4221222, 3623601, 3471452, 2278439, 1734799 and 1650815 respectively. In case of acceptors Dhaka division has been reported the highest number of acceptors which is 4194209 followed by Chattogram division

3852414, Rajshahi division 3423285, Rangpur division 2894707, Khulna division 2769612, Mymensingh division 1805733, Sylhet division 1345045 and Barishal division 1303092.

Table 19: This table shows the contraceptive method mix by division for the month of June'20. Sylhet division has contributed the highest rate in Permanent Method with 15.14% among the other divisions. Rangpur division has contributed 15.11%, then Khulna division 14.81% and then Rajshahi division 13.84%. Chattogram division has recorded 4.69% in IUD which is the highest among the other divisions followed by Sylhet with 3.90% and Barishal division 3.88%. Barishal division has contributed the highest rate in Implant with 7.67% followed by Sylhet division with 7.03%. Barishal division has also contributed the highest rate in Injectable with 26.17% then Rangpur division 21.56% and then Chattogram division 21.06 in CAR method mix among all the divisions. Mymensingh division has recorded the highest rate in Oral Pill with 55.60% followed by Dhaka division 49.52%, Rangpur division 48.96% and Rajshahi division 48.48%. Dhaka division has recorded the highest rate in Condom with 11.70% followed by Rajshahi division 11.55% and Khulna division 11.23% in CAR method mix among all the divisions.

Pie Charts are showing the national and division wise Method-Mix for the month of June'19.

Table 20: This table shows the performance of MCH and Reproductive Health Services during the month of April'20 and June'20.

Table 21: This table shows the performance of Nutrition Services for the month April'20 and June'20 collected by family planning workers.

Annex A: Annex- A shows comparative summary key performances since July 2019 to June'20.

Annex B: Performance of RH-EOC of MCWC including MCHTI, MFSTC and FWVTI-Raj for the month of June'20.

Annex C: City Corporation wise Contraceptive Acceptors and Acceptance Rate (CAR) (Partial) at the end of the month of June'20.

Remarks: The achievement of Rangpur division, Chattogram division Dhaka division and Sylhet Division are good against their projection in permanent method, IUD and Implant respectively in the reporting month in comparison with that of other divisions.

Clarification about the information of summary sheet, table-2 and table-3:

Method Specific Acceptors:

In the summary sheet, Method Specific Acceptors is shown based on the field workers' (FWA) visit of the reporting month and also the previous month. These are the cumulative figure which includes previous month's acceptors and reporting month's new acceptors collected by the field workers within their working areas.

Contraceptive distribution by Method:

In the summary sheet, Contraceptive Performance by Method is prepared based on the performance and distribution of the reporting month. These figures are actual performance of the reporting month which is not comparable with the information written in method specific acceptors.

Table- 9, Table-10 and Table-11

Performance shown in the table-9 and 10 is the actual performance of the respective month but the new acceptors shown in the table-11 June not be the performance done in the same month. It June happen that the new acceptors accepted method in the previous month but field workers had shown that case in the next month due to their rounding schedule. So the performance of table-9, table-10 will not be the comparable with the new acceptor of table-11.

Clarification about the information of MCH and Reproductive Health Services:

- Information shown against 'delivery' which were done in MCHTI, MFSTC, MCWCs, UHCs & UH&FWCs is collected through the MIS reporting Form-3. This record is only for DGFP concerned facilities. Deliveries conducted in District Hospitals, Medical Colleges, Private Clinics and performances in the City Corporation (partial) are not included.
- Information shown against the 'live births' conducted at Govt. MCH, DH, MCWC, UHC, UH&FWC, NGOs & Homes is collected by FWAs through field visit. Field workers visit their units monthly and they submit their reports in every month.

Highest and Lowest performing districts in clinical methods

Highest performing 3(three) districts in the Month of June '20

Permanent Method					IUD					Implant				
District	Total E. Couple	Monthly Projec.	Ach. In Reporting Month	Ach. Rate (%)	District	Total E. Couple	Monthly Projec.	Ach. In Reporting Month	Ach. Rate (%)	District	Total E. Couple	Monthly Projec.	Ach. In Reporting Month	Ach. Rate (%)
Thakurgaon	303310	159	89	55.9	Rajbari	233203	84	93	110.5	Rangpur	642509	856	344	40.2
Panchgarh	234822	94	51	54.3	Faridpur	393984	184	181	98.2	Dinajpur	661525	1271	332	26.1
Chapai Nawabganj	376658	238	123	51.7	Sherpur	320557	163	130	79.7	Jashore	614169	302	63	20.9

Congratulations: We congratulate the districts for their better performance in clinical methods against projections. We hope the officers and staffs who are involved with the activities will continue their better performance in future.

Lowest performing 3(three) districts in the Month of June '20

Permanent Method					IUD					Implant				
District	Total E. Couple	Monthly Projec.	Ach. In Reporting Month	Ach. Rate (%)	District	Total E. Couple	Monthly Projec.	Ach. In Reporting Month	Ach. Rate (%)	District	Total E. Couple	Monthly Projec.	Ach. In Reporting Month	Ach. Rate (%)
Rangamati	102475	121	0	0.0	Jamalpur	487491	370	22	5.9	Munshiganj	301030	402	0	0.0
Bandarban	73425	74	0	0.0	Narayanganj	535050	881	65	7.4	Kishoreganj	565417	788	0	0.0
Kishoreganj	565417	444	3	0.7	Sunamganj	402060	565	42	7.4	Bandarban	73425	215	0	0.0

Unsatisfactory Performance: We are sorry for their unsatisfactory low performance in clinical methods against projections. We hope the officers and staffs are involved with the activities will try to overcome from this type of un-satisfactory performance in future.

Table-1: National Projection, Performance and Achievement Rate of Contraceptive Methods

Methods	Yearly Projection (2020-21)	Reporting Month		July'20 to July '20	
		Performance (in CYP)	Achi. Rate (%)	Performance (in CYP)	Achi. Rate(%)
Permanent Method (Male)	80000	923	13.8	923	13.8
Permanent Method (Female)	120595	5051	50.3	5051	50.3
Permanent Method (Total)	200595	5974	35.7	5974	35.7
IUD	253414	9246	43.8	9246	43.8
Implant	450448	16832	44.8	16832	44.8
Injectables	5197836	193073	44.6	193073	44.6
Oral Pill	10669243	384127	43.2	384127	43.2
Condom	1914992	52138	32.7	52138	32.7

Table-2: List of Divisions according to descending order of Achievement Rate against their projections of Clinical Methods for the period July 2020 to July 2020

Sl. No.	Permanent Method (Cases)				IUD (Cases)				Implant (Cases)			
	Division	Yearly Projection	Performance	Achi. Rate (%)	Division	Yearly Projection	Performance	Achi. Rate (%)	Division	Yearly Projection	Performance	Achi. Rate (%)
1	Rangpur	21836	846	46.5	Chattogram	49702	2635	63.6	Khulna	41140	1869	54.5
2	Dhaka	56528	1738	36.9	Khulna	18928	725	46.0	Barishal	31775	1442	54.5
3	Khulna	18401	762	49.7	Dhaka	58112	2253	46.5	Chattogram	85432	3417	48.0
4	Rajshahi	22552	749	39.9	Rajshahi	32865	1171	42.8	Dhaka	88517	3408	46.2
5	Barishal	13432	340	30.4	Rangpur	34481	1118	38.9	Rajshahi	64710	2286	42.4
6	Chattogram	35641	997	33.6	Barishal	19061	575	36.2	Rangpur	70256	2605	44.5
7	Mymensingh	13790	315	27.4	Sylhet	16118	393	29.3	Sylhet	30496	834	32.8
8	Sylhet	18415	227	14.8	Mymensingh	24147	376	18.7	Mymensingh	38122	971	30.6

Table-3: List of 3 (Three) Districts achieved the highest Achievement Rate of Clinical Method against their projections for the period July 2020 to July 2020

Sl. No.	Permanent Method (Cases)				IUD (Cases)				Implant (Cases)			
	District	Yearly Projection	Performance	Achi. Rate (%)	District	Yearly Projection	Performance	Achi. Rate (%)	District	Yearly Projection	Performance	Achi. Rate (%)
1.	Meherpur	907	69	91.3	Rajbari	1010	125	148.5	Jashore	3620	357	118.3
2.	Chuadanga	1657	106	76.8	Sherpur	1957	226	138.6	Pirojpur	3187	302	113.7
3.	Noakhali	2568	162	75.7	Faridpur	2212	222	120.4	Chandpur	7374	559	91.0

Table-4: List of 3 (Three) Districts achieved the lowest Achievement Rate of Clinical Methods against their projections for the period July 2020 to July 2020

Sl. No.	Permanent Method (Cases)				IUD (Cases)				Implant (Cases)			
	District	Yearly Projection	Performance	Achi. Rate (%)	District	Yearly Projection	Performance	Achi. Rate (%)	District	Yearly Projection	Performance	Achi. Rate (%)
1.	Khagrachhari	2396	3	1.5	Manikganj	3373	28	10.0	Madaripur	5057	47	11.15
2.	B. Baria	3018	5	2.0	Jamalpur	4438	41	11.1	Naogaon	9455	112	14.21
3.	Gazipur	4980	10	2.4	Sunamganj	6781	82	14.5	Thakurgaon	5612	67	14.33

The projection of the last financial year has been followed

Table-5: Comparative Statement of contraceptive performance for the period between July 2019 to July 2019 and July 2020 to July 2020

Methods	Yearly Projection (2019-2020)	July 2019 to July,2019		Yearly Projection (2020-2021)	July 2020 to July 2020		Change of July'20 to July'20 over July'19 to June'19
		Performance (in CYP)	Achi. Rate (%)		Performance (in CYP)	Achi. Rate (%)	
Permanent Method (Male)	80000	3452	51.8	80000	923	13.8	-37.9
Permanent Method (Female)	120595	7949	79.1	120595	5051	50.3	-28.8
Permanent Method (Total)	200595	11401	68.2	200595	5974	35.7	-32.5
IUD	253414	14818	70.2	253414	9246	43.8	-26.4
Implant	450448	36377	96.9	450448	16832	44.8	-52.1
Injectables	5233417	238312	54.6	5233417	193073	44.3	-10.4
Oral Pill	10742277	454993	50.8	10742277	384127	42.9	-7.9
Condom	1928101	65567	40.8	1928101	52138	32.4	-8.4

Table-6: Performance & Distribution of Contraceptives by Method for the month of June 2020 and July 2020

Method	Performance		% Change of July'20 over June'20
	June'20	July'20	
Permanent Method (Male, Cases)	541	923	70.6
Permanent Method (Female, Cases)	4380	5051	15.3
Total Permanent Method (Total, Cases)	4921	5974	21.4
I U D (Cases)	7488	9246	23.5
Implant (Cases)	8668	16832	94.2
Injectables (Doses)	770039	772292	0.3
Oral Pill (Cycles)	5945947	5761898	-3.1
Condom (Pieces)	7600866	7820706	2.9

Table :7 Contribution of Government, NGOs and Multisectors in respect of Contraceptive Performance during July 2020

Method	Performance			Share of Contribution in Percentage	
	Govt.	NGOs & Multisectors	Total	Government	NGOs and Multisectors
Permanent Method (Male, Cases)	261	662	923	28.3	71.7
Permanent Method (Female, Cases)	4391	660	5051	86.9	13.1
Total Permanent Method (Cases)	4652	1322	5974	77.9	22.1
IUD (Cases)	7850	1396	9246	84.9	15.1
Implant (Cases)	14608	2224	16832	86.8	13.2
Injectable (Doses)	652185	120107	772292	84.4	15.6
Oral Pill (Cycles)	5242233	519665	5761898	91.0	9.0
Condom (Pieces)	6424232	1396474	7820706	82.1	17.9

Table -8: Division wise and NGO & Multisector wise Contraceptive Performance for the month of July 2020

Sl No	NGO and Multisectors	Oral Pill (Cycles)	Condom (Pieces)	Injectable (Vials)	IUD (Cases)	Implant (Nos.)	Permanent Method (Nos.)		
							Male	Female	Total
Rangpur Division									
1	Family Planning Association of Bangladesh (FPAB)	10749	24924	2470	2	42	1	1	2
2	Marie Stopes Clinic	1150	3000	310	36	240	5	6	11
3	Palli Shisu Foundation (PSF)	23469	68723	5528	56	0	0	0	0
4	Sunflower	0	0	0	0	0	0	0	0
5	Shanirvar Bangladesh	3040	2020	275	0	0	0	0	0
6	CMH	359	5352	8	0	0	0	0	0
7	R. H. Steps	291	2160	27	0	0	0	0	0
8	MODEL CLINIC	71	1464	5	0	0	0	8	8
9	MOHILA-O-SHISHU SHASTHA KALLYAN SAMITY	1484	896	492	0	0	0	0	0
10	NSDP	0	0	0	0	0	0	0	0
11	IPas Bangladesh	153	84	0	0	0	0	0	0
12	Surjer Hasi Network	11369	20086	4043	1	0	0	1	1
13	Friendship Bangladesh	2047	4860	22	0	0	0	0	0
14	Kanchan	10833	16668	1097	0	10	0	0	0
15	Dhaldanga Bohumukhi Samaj Unnayan Sangstha	1300	4500	1245	0	0	0	0	0
16	Lamb Hospital	0	34	45	0	29	0	14	14
17	KMSS	295	255	239	0	0	0	1	1
18	SAF	594	204	40	0	0	0	0	0
NGO Total		67204	155230	15846	95	321	6	31	37
1	BGB	62	2207	0	0	0	0	0	0
2	Srama Kalyan Kendra	0	0	0	0	0	0	0	0
3	DGHS Health Clinic	84	96	8	3	0	0	0	0
4	CMH	105	1632	2	0	0	0	0	0
Multisector Total		251	3935	10	3	0	0	0	0
NGO & Multisector Total		67455	159165	15856	98	321	6	31	37
Rajshahi Division									
1	Family Planning Association of Bangladesh (FPAB)	28041	100294	3283	3	142	0	6	6
2	BAVS	314	4478	55	0	37	77	1	78
3	Marie Stopes Clinic	423	1810	55	42	76	0	0	0
4	Palli Shisu Foundation (PSF)	10819	20024	2572	9	0	0	0	0
5	Jatio Tarun Shanga	16232	28991	2526	4	0	0	0	0
6	Bamaneh	21725	25452	2338	0	2	0	0	0
7	Tilottoma	8371	32189	2580	2	8	0	2	2
8	Anonnya Somaj Kallyan Samity	4297	3517	884	0	0	0	0	0
9	Shanirvar Bangladesh	765	1584	473	4	0	0	0	0
10	Sromo Kallyan Shangstha	333	1500	0	0	0	0	0	0
11	R. H. Steps	270	3216	55	7	0	0	0	0
12	MR CLINIC	1438	2196	12	0	1	0	0	0
13	MODEL CLINIC	273	4152	38	0	0	0	23	23
14	SHEBA PROKALPO	0	0	0	0	0	0	0	0
15	POLLI SHISHU CLINIC	1602	2472	555	0	0	0	0	0
16	JTS-GONO UNNAYAN ACADEMY	14522	25420	3923	1	6	0	1	1
17	THANGAMARA	717	4324	126	0	0	0	0	0
18	SHASTO KALLYAN SHANGSTHA	0	0	0	0	0	0	0	0
19	Darpon	5697	6760	997	1	0	0	0	0
20	IPas Bangladesh	457	2646	5	1	0	0	0	0
21	Surjer Hasi Network	1819	5016	423	0	0	0	0	0
22	Friendship Bangladesh	132	588	0	0	0	0	0	0
23	Population Services & Training Centre (PSTC)	264	3884	344	0	2	0	2	2
24	SORNALY	5356	6796	962	3	0	0	0	0
25	Chardulai	720	1200	154	0	0	0	0	0
26	KMSS	1602	14730	981	0	4	0	2	2
NGO Total		126189	303239	23341	77	278	77	37	114
1	DGHS Health Clinic	531	830	33	15	5	0	48	48
Multisector Total		531	830	33	15	5	0	48	48
NGO & Multisector Total		126720	304069	23374	92	283	77	85	162
Khulna Division									
1	Family Planning Association of Bangladesh (FPAB)	14584	53094	2548	11	105	2	1	3
2	BAVS	113	600	412	0	2	36	0	36
3	Marie Stopes Clinic	285	4670	73	25	30	0	0	0
4	Palli Shisu Foundation (PSF)	0	0	0	0	0	0	0	0
5	Paribarik Shastha Clinic	1885	6156	872	1	2	0	3	3
6	Jatio Tarun Shanga	3032	12330	1624	0	0	0	0	0
7	Paribar Kallyan Shangstha (PKS)	8063	27640	4616	12	13	0	14	14
8	PSTC	168	2784	148	0	4	0	0	0
9	BRAC	120	600	58	0	0	0	0	0
10	Sromo Kallyan Shangstha	155	108	0	0	0	0	0	0
11	Ad-Din Medical College Hospital	1182	3925	922	0	4	0	41	41
12	CMH	90	2000	4	0	0	0	0	0
13	BWHC	60	165	23	0	0	0	0	0
14	R. H. Steps	519	1836	93	3	0	0	0	0

Sl. No.	NGO and Multisectors	Oral Pill (Cycles)	Condom (Pieces)	Injectable (Vials)	IUD (Cases)	Implant (Nos.)	Permanent Method (Nos.)		
							Male	Female	Total
15	VPKA (VP KENDRA)	315	240	7	0	0	0	1	1
16	CRC	1452	2650	55	0	0	0	0	0
17	SGS	180	300	70	0	0	0	0	0
18	Police Hospital	51	1182	87	0	0	0	0	0
19	Surjer Hasi Network	3333	13070	1808	13	3	0	3	3
20	Friendship Bangladesh	1365	3336	0	0	0	0	0	0
21	BNS TITUMIR	0	0	0	0	0	0	0	0
22	COMUNITY CLINIC	280	1386	152	0	0	0	0	0
23	Peoples Development Community (PDC)	700	11000	1010	0	0	0	0	0
24	Urban Health Care	664	3313	722	2	3	0	3	3
25	KMSS	21	0	41	0	0	0	3	3
26	Adams	4200	14600	2000	0	0	0	0	0
NGO Total		42817	166985	17345	67	166	38	69	107
1	BGB	32	1278	0	0	0	0	0	0
2	Biman Bahini	27	2300	7	0	0	0	0	0
3	Paurasova	78	336	0	0	0	0	0	0
4	DGHS Health Clinic	24	0	12	3	0	0	2	2
5	Jessore Cantonmen	550	0	10	1	0	0	12	12
Multisector Total		711	3914	29	4	0	0	14	14
NGO & Multisector Total		43528	170899	17374	71	166	38	83	121
Barishal Division									
1	Family Planning Association of Bangladesh (FPAB)	8361	18964	1361	12	17	5	3	8
2	BAVS	270	2448	295	3	29	15	0	15
3	Marie Stopes Clinic	444	570	49	22	12	0	0	0
4	Paribarik Shastha Clinic	279	822	215	0	0	0	0	0
5	Shanirvar Bangladesh	8891	22650	5449	3	0	0	0	0
6	BRAC	77	120	68	0	0	0	0	0
7	R. H. Steps	90	420	0	10	0	0	0	0
8	IPas Bangladesh	21	50	1	0	0	0	0	0
9	Surjer Hasi Network	522	2160	474	12	16	0	0	0
10	Desh Bangla	820	1146	163	0	2	0	0	0
11	Urban Primary Health Care Project (UPHCP)	687	2472	184	0	0	0	2	2
NGO Total		20462	51822	8259	62	76	20	5	25
1	Srama Kalyan Kendra	45	48	0	0	0	0	0	0
2	DGHS Health Clinic	160	20	0	0	0	0	0	0
Multisector Total		205	68	0	0	0	0	0	0
NGO & Multisector Total		20667	51890	8259	62	76	20	5	25
Dhaka Division									
1	Family Planning Association of Bangladesh (FPAB)	24996	54423	2978	24	106	1	0	1
2	BAVS	1641	10198	766	13	104	181	19	200
3	Marie Stopes Clinic	2871	10490	1294	238	121	10	11	21
4	Paribarik Shastha Clinic	96	564	2	0	0	0	0	0
5	Jatio Tarun Shanga	1689	7212	750	0	0	0	0	0
6	Bamaneh	1029	5916	511	6	0	0	0	0
7	Paribar Kallyan Shangstha (PKS)	0	0	0	0	0	0	0	0
8	PSTC	2002	504	812	13	34	0	0	0
9	Shanirvar Bangladesh	29794	47453	5717	15	11	0	2	2
10	BRAC	1979	16944	764	10	4	0	0	0
11	Sromo Kallyan Shangstha	903	2268	0	0	0	0	0	0
12	Ad-Din Medical College Hospital	2562	5602	293	1	8	0	54	54
13	BAPSA	14047	28902	1999	57	37	42	32	74
14	Radda Barnen	234	8907	292	7	0	0	0	0
15	UTPS	3505	9172	648	34	36	0	0	0
16	PSKP	445	600	50	0	0	0	0	0
17	Gono Shastha Kendra	118	275	1	0	0	0	0	0
18	Anirban Sangsad	507	672	96	0	0	0	0	0
19	CMH	377	3484	33	0	0	0	0	0
20	Spire	324	600	90	0	0	0	0	0
21	Shimantik	4856	13476	1394	69	48	0	4	4
22	Nagar Unnoyan Somaj Seba Shangstha	894	600	90	4	0	0	0	0
23	TDH CLINIC	1440	3600	25	0	0	0	0	0
24	SHAKTTI FOUNDATION	460	1464	10	0	0	0	0	0
25	BWHC	102	1080	119	0	0	0	0	0
26	SUKHI PARIBAR SANGSTHA	0	0	0	0	0	0	0	0
27	Association in Training & Management (AITAM)	0	0	0	0	0	0	0	0
28	R. H. Steps	439	1644	113	14	14	0	2	2
29	AL-FALAH MOJIN CLINIC	34	500	73	0	0	0	0	0
30	VPKA (VP KENDRA)	9365	44800	2672	0	0	0	0	0
31	VFWA	1413	12084	488	0	22	0	0	0
32	Nari Moytri	1073	6566	481	1	9	0	3	3
33	SGS	50	170	0	0	0	0	0	0
34	CWFD	555	1404	286	0	0	0	0	0
35	Surjer Hasi Network	6830	25514	1750	10	42	1	1	2
36	Kumudini Hospital	360	2200	30	0	6	0	5	5
37	Family Welfare Association	1460	552	81	0	0	0	0	0
38	Population Services & Training Centre (PSTC)	1635	4148	494	2	0	0	2	2
39	Jonoseba M&C W Songstha	595	8496	426	15	0	0	0	0

Sl. No.	NGO and Multisectors	Oral Pill (Cycles)	Condom (Pieces)	Injectable (Vials)	IUD (Cases)	Implant (Nos.)	Permanent Method (Nos.)		
							Male	Female	Total
40	Urban Primary Health Care Project (UPHCP)	0	860	34	0	0	0	0	0
41	Sazeda Foundation	212	684	57	1	0	0	0	0
42	Adarsha Paribar Kalyan Shangsta	0	0	0	0	0	0	0	0
43	Rural Health Development Organization(RHDO)	33	312	25	2	0	0	0	0
44	Daridra Paribar Seba Songshta	3336	1236	179	0	0	0	0	0
45	NAGAR SASTHO KENDRO	440	2868	125	1	3	0	0	0
46	Urban Health Care	529	4100	243	0	5	0	3	3
47	Ideal Samaj Kallyan Sangatha	1260	600	60	0	0	0	0	0
48	Sonali Din	1344	588	72	0	0	0	0	0
49	Ahoshania Mission	2661	26174	912	79	104	0	7	7
50	Active Social Welfare Society	0	0	0	0	0	0	0	0
51	MISCS	720	0	100	0	0	0	0	0
52	Bashundhara Ad-din Medical College Hospital	87	60	33	0	1	0	5	5
53	Neer Seba Songtha	0	0	0	0	0	0	0	0
NGO Total		131302	379966	27468	616	715	235	150	385
1	Biman Bahini	16	180	0	0	0	0	0	0
2	Sir Salimulla Medical College Hospital (Indoor)	382	0	73	42	50	0	0	0
3	BGME	2616	13925	353	0	0	0	0	0
4	DGHS Health Clinic	79	110	13	0	0	0	0	0
5	Victoria Hospital Narayanganj	250	120	7	0	4	0	0	0
6	Others Private Clinic	0	0	0	0	0	0	132	132
Multisector Total		3343	14335	446	42	54	0	132	132
NGO & Multisector Total		134645	394301	27914	658	769	235	282	517
Mymensingh Division									
1	Family Planning Association of Bangladesh (FPAB)	12962	30192	882	0	10	0	0	0
2	BAVS	0	0	0	0	0	0	0	0
3	Marie Stopes Clinic	240	1870	37	1	39	0	0	0
4	Paribarik Shastha Clinic	0	0	0	0	0	0	0	0
5	Jatio Tarun Shanga	1511	1507	191	0	0	0	0	0
6	Bamaneh	3690	8540	472	0	4	0	0	0
7	Sunflower	0	0	0	0	0	0	0	0
8	Shanirvar Bangladesh	10006	27708	2530	0	0	0	0	0
9	BRAC	332	600	89	1	0	0	0	0
10	BAPSA	0	0	0	0	0	0	0	0
11	Gono Shastha Kendra	0	0	0	0	0	0	0	0
12	CMH	0	0	0	0	0	0	0	0
13	MALANCHA SEBA SAMITY	0	0	0	0	0	0	0	0
14	SUPIRAT	0	0	0	0	0	0	0	0
15	R. H. Steps	37	72	0	3	0	0	0	0
16	MODEL CLINIC	308	2448	9	0	0	0	0	0
17	CHCP	0	0	0	0	0	0	0	0
18	NSDP	0	0	0	0	0	0	0	0
19	SHASTO KALLYAN SHANGSTHA	0	0	0	0	0	0	0	0
20	Krishi Bisho	0	0	0	0	0	0	0	0
21	IPas Bangladesh	391	1152	48	0	0	0	6	6
22	Surjer Hasi Network	576	7056	284	0	0	0	0	0
23	Friendship Bangladesh	210	120	0	0	0	0	0	0
24	Saya Path	0	0	0	0	0	0	0	0
25	Shastha Prokalpo	3	0	41	0	0	0	9	9
NGO Total		30266	81265	4583	5	53	0	15	15
1	BGB	9	552	0	0	0	0	0	0
2	BGME	939	8076	40	0	0	0	0	0
3	DGHS Health Clinic	45	72	6	0	0	0	0	0
Multisector Total		993	8700	46	0	0	0	0	0
NGO & Multisector Total		31259	89965	4629	5	53	0	15	15

Sl. No.	NGO and Multisectors	Oral Pill (Cycles)	Condom (Pieces)	Injectable (Vials)	IUD (Cases)	Implant (Nos.)	Permanent Method (Nos.)		
							Male	Female	Total
Chattogram Division									
1	Family Planning Association of Bangladesh (FPAB)	27722	49543	2065	41	91	4	1	5
2	BAVS	163	6924	113	0	19	174	41	215
3	Concern Women for Family Planning (CWFP)	12	140	0	0	0	0	0	0
4	Marie Stopes Clinic	1460	5954	182	112	105	38	9	47
5	Paribarik Shastha Clinic	270	510	296	0	0	0	0	0
6	Bamaneh	540	612	309	1	0	0	0	0
7	Shanirvar Bangladesh	6410	5324	1003	8	0	0	0	0
8	BRAC	100	120	0	0	0	0	0	0
9	Sromo Kallyan Shangstha	49	19	42	0	0	0	0	0
10	BAPSA	195	600	27	5	0	0	0	0
11	FDSR	16129	22967	3377	18	24	0	1	1
12	CMH	873	1340	75	25	3	0	22	22
13	BWHC	116	60	45	3	0	0	0	0
14	SUPIRAT	1520	4804	1023	7	0	0	0	0
15	PROSHANTI	909	1380	383	0	0	0	0	0
16	NISKRITY	969	1960	520	0	0	0	0	0
17	IMAGE	1593	5504	501	3	0	0	0	0
18	MOMOTA	4565	14892	581	19	53	0	24	24
19	SUS (TMA , NASIRABAD)	0	0	0	0	0	0	0	0
20	SHED	0	0	0	0	0	0	0	0
21	ISDE	0	0	0	0	0	0	0	0
22	CUFL	53	664	0	0	0	0	0	0
23	JUSH	0	0	0	0	0	0	0	0
24	R. H. Steps	566	804	124	2	0	0	0	0
25	MODEL CLINIC	918	1276	5	4	5	0	0	0
26	BANDHAN	1084	2924	206	0	0	0	0	0
27	Ghasful	921	5080	29	0	0	0	0	0
28	IPas Bangladesh	22	0	9	0	0	0	0	0
29	Surjer Hasi Network	3585	13496	1880	19	5	0	0	0
30	Saya Path	2052	6156	520	24	5	36	0	36
31	B.R.D.B	420	1452	40	0	0	0	0	0
32	RTMI	2057	5124	780	14	31	0	0	0
33	NAGAR MATRI SADAN	577	1344	199	7	23	2	5	7
34	Urban Health Care	392	684	139	1	3	0	0	0
35	Mission Hospital, Chandraghona	170	68	21	0	0	0	0	0
36	Smiling Sun Network	2390	4294	781	2	1	0	0	0
NGO Total		78802	166019	15275	315	368	254	103	357
1	BGB	56	1100	2	0	0	0	0	0
2	Comilla Cantonment	204	2000	20	0	0	0	3	3
3	Biman Bahini	60	2976	1	0	0	0	0	0
4	Navy	231	5432	25	0	0	0	0	0
5	Railway Hospital	175	192	11	0	0	0	0	0
6	BGC Traust	0	0	0	0	0	0	0	0
7	BGME	55	96	0	0	0	0	0	0
8	DGHS Health Clinic	478	432	10	45	16	0	20	20
9	BKMEA	72	120	6	0	0	0	0	0
10	Others Private Clinic	0	0	0	0	0	0	25	25
Multisector Total		1331	12348	75	45	16	0	48	48
NGO & Multisector Total		80133	178367	15350	360	384	254	151	405
Sylhet Division									
1	Family Planning Association of Bangladesh (FPAB)	2310	10000	258	0	19	0	0	0
2	BAVS	577	1776	48	0	23	31	0	31
3	Marie Stopes Clinic	593	1873	63	14	16	1	7	8
4	BRAC	42	1834	498	0	0	0	0	0
5	CMH	204	1236	6	1	1	0	0	0
6	Shimantik	7521	15923	2738	20	109	0	0	0
7	BWHC	630	3888	1836	1	0	0	0	0
8	RED CRESCENT SANGSTHA	155	38	18	0	0	0	0	0
9	R. H. Steps	421	264	22	0	3	0	0	0
10	VARD, SYLHET	0	0	0	0	0	0	0	0
11	Sylhet Samaj Kallyan Sangatha	1170	7347	1724	0	0	0	1	1
12	Surjer Hasi Network	1123	2496	116	1	0	0	0	0
13	SUPPS	20	0	15	0	0	0	0	0
14	TIL Welfare Division	20	180	0	0	0	0	0	0
15	Govt. Labour Welfare Center	0	0	0	0	0	0	0	0
NGO Total		14786	46855	7342	37	171	32	8	40
1	BGB	0	0	0	0	0	0	0	0
2	Srama Kalyan Kendra	84	189	0	0	0	0	0	0
3	DGHS Health Clinic	388	774	9	13	1	0	0	0
Multisector Total		472	963	9	13	1	0	0	0
NGO & Multisector Total		15258	47818	7351	50	172	32	8	40
NGO & Multisector Grand Total of National		504407	1348656	112756	1346	2052	630	652	1282

Table -9: District wise Projection, Performance and Achievement Rate of Permanent and Long Acting Methods

District	Permanent Method (Cases)				IUD (Cases)				Implant (Cases)						
	Yearly Projection	Reporting Month		July'20 to July '20		Yearly Projection	Reporting Month		July'20 to July '20		Yearly Projection	Reporting Month		July'20 to July '20	
		Perform.	Achi. Rate(%)	Perform.	Achi. Rate(%)		Perform.	Achi. Rate(%)	Perform.	Achi. Rate(%)		Perform.	Achi. Rate(%)	Perform.	Achi. Rate(%)
Dinajpur	3851	234	72.9	234	72.9	3257	102	37.6	102	37.6	15257	784	61.7	784	61.7
Thakurgaon	1910	84	52.8	84	52.8	1843	27	17.6	27	17.6	5612	67	14.3	67	14.3
Panchgarh	1127	44	46.9	44	46.9	1593	46	34.7	46	34.7	4361	78	21.5	78	21.5
Nilphamari	2197	37	20.2	37	20.2	2813	138	58.9	138	58.9	5950	422	85.1	422	85.1
Rangpur	3621	141	46.7	141	46.7	5609	226	48.4	226	48.4	10276	365	42.6	365	42.6
Kurigram	2322	63	32.6	63	32.6	7436	203	32.8	203	32.8	10058	180	21.5	180	21.5
Gaibandha	3600	191	63.7	191	63.7	6040	205	40.7	205	40.7	10230	543	63.7	543	63.7
Lalmonirhat	3208	52	19.5	52	19.5	5890	171	34.8	171	34.8	8512	166	23.4	166	23.4
Rangpur Div.	21836	846	46.5	846	46.5	34481	1118	38.9	1118	38.9	70256	2605	44.5	2605	44.5
Bogura	3973	160	48.3	160	48.3	5145	134	31.3	134	31.3	15083	693	55.1	693	55.1
Joipurhat	1021	49	57.6	49	57.6	1317	47	42.8	47	42.8	4803	126	31.5	126	31.5
Naoagan	2078	41	23.7	41	23.7	2031	107	63.2	107	63.2	9455	112	14.2	112	14.2
Chapai Nawabganj	2856	99	41.6	99	41.6	2689	105	46.9	105	46.9	3520	82	28.0	82	28.0
Rajshahi	4543	156	41.2	156	41.2	6050	100	19.8	100	19.8	9978	385	46.3	385	46.3
Natore	3137	158	60.4	158	60.4	2856	98	41.2	98	41.2	7313	337	55.3	337	55.3
Pabna	1844	16	10.4	16	10.4	4706	228	58.1	228	58.1	5618	264	56.4	264	56.4
Seraiganj	3100	70	27.1	70	27.1	8071	352	52.3	352	52.3	8940	287	38.5	287	38.5
Rajshahi Div.	22552	749	39.9	749	39.9	32865	1171	42.8	1171	42.8	8940	2286	306.8	2286	306.8
Kushtia	1989	124	74.8	124	74.8	2207	62	33.7	62	33.7	7075	151	25.6	151	25.6
Meherpur	907	69	91.3	69	91.3	542	17	37.6	17	37.6	1706	74	52.1	74	52.1
Chuadanga	1657	106	76.8	106	76.8	1205	41	40.8	41	40.8	3757	181	57.8	181	57.8
Jhenaidaha	1977	81	49.2	81	49.2	1701	116	81.8	116	81.8	4717	177	45.0	177	45.0
Magura	1604	41	30.7	41	30.7	1461	80	65.7	80	65.7	3672	146	47.7	146	47.7
Narail	1000	32	38.4	32	38.4	1075	25	27.9	25	27.9	2700	76	33.8	76	33.8
Jashore	2496	70	33.7	70	33.7	3461	90	31.2	90	31.2	3620	357	118.3	357	118.3
Khulna	2704	111	49.3	111	49.3	3097	151	58.5	151	58.5	8067	442	65.7	442	65.7
Bagerhat	1859	39	25.2	39	25.2	2199	78	42.6	78	42.6	4399	192	52.4	192	52.4
Satkhira	2208	89	48.4	89	48.4	1980	65	39.4	65	39.4	4427	73	19.8	73	19.8
Khulna Div.	18401	762	49.7	762	49.7	18928	725	46.0	725	46.0	44140	1869	50.8	1869	50.8
Barguna	1672	71	51.0	71	51.0	2340	61	31.3	61	31.3	5717	291	61.1	291	61.1
Patuakhali	2441	95	46.7	95	46.7	4037	134	39.8	134	39.8	7056	313	53.2	313	53.2
Barishal	2307	80	41.6	80	41.6	3355	139	49.7	139	49.7	5968	242	48.7	242	48.7
Jhalakati	2022	21	12.5	21	12.5	1175	24	24.5	24	24.5	2329	125	64.4	125	64.4
Bhola	2818	14	6.0	14	6.0	5215	99	22.8	99	22.8	7518	169	27.0	169	27.0
Pirojpur	2172	59	32.6	59	32.6	2939	118	48.2	118	48.2	3187	302	113.7	302	113.7
Barishal Div.	13432	340	30.4	340	30.4	19061	575	36.2	575	36.2	31775	1442	54.5	1442	54.5

District	Permanent Method (Cases)				IUD (Cases)				Implant (Cases)						
	Yearly Projection	Reporting Month		July'20 to July '20		Yearly Projection	Reporting Month		July'20 to July '20		Yearly Projection	Reporting Month		July'20 to July '20	
		Perform.	Achi. Rate(%)	Perform.	Achi. Rate(%)		Perform.	Achi. Rate(%)	Perform.	Achi. Rate(%)		Perform.	Achi. Rate(%)	Perform.	Achi. Rate(%)
Gopalganj	2099	39	22.3	39	22.3	1163	70	72.2	70	72.2	4190	149	42.7	149	42.7
Madaripur	1218	26	25.6	26	25.6	1618	97	71.9	97	71.9	5057	47	11.2	47	11.2
Shariatpur	2470	8	3.9	8	3.9	2660	109	49.2	109	49.2	3621	55	18.2	55	18.2
Faridpur	3237	173	64.1	173	64.1	2212	222	120.4	222	120.4	6103	392	77.1	392	77.1
Rajbari	1020	50	58.8	50	58.8	1010	125	148.5	125	148.5	3520	167	56.9	167	56.9
Dhaka	12800	430	40.3	430	40.3	10729	744	83.2	744	83.2	12795	571	53.6	571	53.6
Gazipur	4980	10	2.4	10	2.4	6135	102	20.0	102	20.0	7522	140	22.3	140	22.3
Munshiganj	3604	79	26.3	79	26.3	3163	58	22.0	58	22.0	4829	78	19.4	78	19.4
Narayanganj	3193	166	62.4	166	62.4	10574	178	20.2	178	20.2	10243	294	34.4	294	34.4
Narshingdi	4516	196	52.1	196	52.1	3681	156	50.9	156	50.9	6081	157	31.0	157	31.0
Manikganj	5162	98	22.8	98	22.8	3373	28	10.0	28	10.0	5027	329	78.5	329	78.5
Tangail	6903	186	32.3	186	32.3	6979	173	29.7	173	29.7	10073	505	60.2	505	60.2
Kishoreganj	5326	89	20.1	89	20.1	4815	78	19.4	78	19.4	9456	160	20.3	160	20.3
Dhaka Div.	56528	1550	32.9	1550	32.9	58112	2140	44.2	2140	44.2	88517	3044	41.3	3044	41.3
Jamalpur	2402	110	55.0	110	55.0	4438	41	11.1	41	11.1	8259	196	28.5	196	28.5
Sherpur	2058	52	30.3	52	30.3	1957	226	138.6	226	138.6	5832	375	77.2	375	77.2
Mymensingh	7475	277	44.5	277	44.5	15271	191	15.0	191	15.0	15025	524	41.9	524	41.9
Netrokona	1855	64	41.4	64	41.4	2481	31	15.0	31	15.0	9006	240	32.0	240	32.0
Mymensingh Div.	13790	503	43.8	503	43.8	24147	489	24.3	489	24.3	38122	1335	42.0	1335	42.0
B. Baria	3018	5	2.0	5	2.0	4889	130	31.9	130	31.9	8529	114	16.0	114	16.0
Cumilla	5969	243	48.9	243	48.9	9394	565	72.2	565	72.2	11247	579	61.8	579	61.8
Chandpur	3228	143	53.2	143	53.2	4268	274	77.0	274	77.0	7374	559	91.0	559	91.0
Feni	2520	64	30.5	64	30.5	2987	168	67.5	168	67.5	4679	182	46.7	182	46.7
Noakhali	2568	162	75.7	162	75.7	3260	230	84.7	230	84.7	9864	407	49.5	407	49.5
Laxmipur	4427	58	15.7	58	15.7	7039	151	25.7	151	25.7	8621	226	31.5	226	31.5
Chattogram	4983	251	60.4	251	60.4	9482	601	76.1	601	76.1	15487	656	50.8	656	50.8
Cox's Bazar	4192	54	15.5	54	15.5	4311	241	67.1	241	67.1	10746	378	42.2	378	42.2
Rangamati	1454	12	9.9	12	9.9	1114	66	71.1	66	71.1	2989	86	34.5	86	34.5
Khagrachhari	2396	3	1.5	3	1.5	1140	91	95.8	91	95.8	3315	105	38.0	105	38.0
Bandarban	886	2	2.7	2	2.7	1818	118	77.9	118	77.9	2581	125	58.1	125	58.1
Chattogram Div.	35641	997	33.6	997	33.6	49702	2635	63.6	2635	63.6	85432	3417	48.0	3417	48.0
Sylhet	3750	105	33.6	105	33.6	2200	86	46.9	86	46.9	9000	282	37.6	282	37.6
Habiganj	6384	40	7.5	40	7.5	3811	97	30.5	97	30.5	6977	197	33.9	197	33.9
Moulavibazar	3099	24	9.3	24	9.3	3326	128	46.2	128	46.2	6066	149	29.5	149	29.5
Sunamganj	5182	58	13.4	58	13.4	6781	82	14.5	82	14.5	8453	206	29.2	206	29.2
Sylhet Div.	18415	227	14.8	227	14.8	16118	393	29.3	393	29.3	30496	834	32.8	834	32.8
National	200595	5974	35.7	5974	35.7	253414	9246	43.8	9246	43.8	397678	16832	50.8	16832	50.8

Table-10: District wise Projection, Performance and Achievement Rate of Short Acting Methods

District	Injectables					Oral Pill					Condom				
	Yearly Projection	Reporting Month		July'20 to July '20		Yearly Projection	Reporting Month		July'20 to July '20		Yearly Projection	Reporting Month		July'20 to July '20	
		Perform. (in CYP)	Achi. Rate (%)	Perform.	Achi. Rate (%)		Perform. (in CYP)	Achi. Rate (%)	Perform.	Achi. Rate (%)		Perform. (in CYP)	Achi. Rate (%)	Perform.	Achi. Rate (%)
Dinajpur	124862	3122	30.0	3122	30.0	256295	10005	46.8	10005	46.8	46002	753	19.6	753	19.6
Thakurgaon	57105	2551	53.6	2551	53.6	117216	4327	44.3	4327	44.3	21039	230	13.1	230	13.1
Panchgarh	44094	2171	59.1	2171	59.1	90508	4804	63.7	4804	63.7	16245	245	18.1	245	18.1
Nilphamari	77921	3474	53.5	3474	53.5	159943	6524	48.9	6524	48.9	28708	351	14.7	351	14.7
Rangpur	121279	5303	52.5	5303	52.5	248941	8689	41.9	8689	41.9	44682	781	21.0	781	21.0
Kurigram	101175	5192	61.6	5192	61.6	207675	5249	30.3	5249	30.3	37275	813	26.2	813	26.2
Gaibandha	104087	6701	77.3	6701	77.3	213651	9903	55.6	9903	55.6	38348	1063	33.3	1063	33.3
Lalmonirhat	52774	2880	65.5	2880	65.5	108325	4085	45.3	4085	45.3	19443	295	18.2	295	18.2
Rangpur Div.	683296	31394	55.1	31394	55.1	1402554	53586	45.8	53586	45.8	251741	4531	21.6	4531	21.6
Bogura	145699	4072	33.5	4072	33.5	299066	10122	40.6	10122	40.6	53679	1764	39.4	1764	39.4
Joipurhat	40037	608	18.2	608	18.2	82181	2334	34.1	2334	34.1	14750	295	24.0	295	24.0
Noagaon	110993	2491	26.9	2491	26.9	227829	8960	47.2	8960	47.2	40892	981	28.8	981	28.8
Nawabganj	70947	1979	33.5	1979	33.5	145628	4457	36.7	4457	36.7	26138	1058	48.6	1058	48.6
Rajshahi	115903	4122	42.7	4122	42.7	237907	7860	39.6	7860	39.6	42701	1795	50.4	1795	50.4
Natore	77696	2168	33.5	2168	33.5	159481	6044	45.5	6044	45.5	28625	1070	44.9	1070	44.9
Pabna	110935	4558	49.3	4558	49.3	227709	10151	53.5	10151	53.5	40871	1278	37.5	1278	37.5
Serajganj	123356	5364	52.2	5364	52.2	253204	11686	55.4	11686	55.4	45447	1691	44.6	1691	44.6
Rajshahi Div.	795566	25362	38.3	25362	38.3	1633004	61614	45.3	61614	45.3	293103	9932	40.7	9932	40.7
Kushtia	86570	3024	41.9	3024	41.9	177697	5131	34.6	5131	34.6	31894	1077	40.5	1077	40.5
Meherpur	30652	1890	74.0	1890	74.0	62917	1236	23.6	1236	23.6	11293	368	39.1	368	39.1
Chuadanga	48462	2333	57.8	2333	57.8	99475	2536	30.6	2536	30.6	17855	446	30.0	446	30.0
Jhenaidaha	73673	1898	30.9	1898	30.9	151224	4391	34.8	4391	34.8	27143	629	27.8	629	27.8
Magura	36637	1139	37.3	1139	37.3	75203	2508	40.0	2508	40.0	13498	340	30.2	340	30.2
Narail	29508	823	33.5	823	33.5	60569	1868	37.0	1868	37.0	10871	400	44.2	400	44.2
Jashore	115970	5112	52.9	5112	52.9	238045	6156	31.0	6156	31.0	42726	1383	38.8	1383	38.8
Khulna	94014	3790	48.4	3790	48.4	192977	8252	51.3	8252	51.3	34637	1501	52.0	1501	52.0
Bagerhat	58241	1574	32.4	1574	32.4	119547	5131	51.5	5131	51.5	21457	699	39.1	699	39.1
Satkhira	82439	2513	36.6	2513	36.6	169217	7180	50.9	7180	50.9	30372	990	39.1	990	39.1
Khulna Div.	656168	24096	44.1	24096	44.1	1346871	44389	39.5	44389	39.5	241746	7833	38.9	7833	38.9
Barguna	37401	1841	59.1	1841	59.1	76770	3109	48.6	3109	48.6	13779	238	20.7	238	20.7
Patuakhali	63946	3438	64.5	3438	64.5	131258	5209	47.6	5209	47.6	23559	387	19.7	387	19.7
Barishal	80113	4005	60.0	4005	60.0	164442	6056	44.2	6056	44.2	29515	704	28.6	704	28.6
Jhalakati	21818	799	43.9	799	43.9	44783	1431	38.3	1431	38.3	8038	152	22.7	152	22.7
Bhola	69787	6780	116.6	6780	116.6	143247	3733	31.3	3733	31.3	25711	393	18.3	393	18.3
Pirojpur	38471	1697	52.9	1697	52.9	78967	4361	66.3	4361	66.3	14174	497	42.1	497	42.1
Barishal Div.	311535	18560	71.5	18560	71.5	639467	23899	44.8	23899	44.8	114776	2371	24.8	2371	24.8

District	Injectables					Oral Pill					Condom				
	Yearly Projection	Reporting Month		July'20 to July '20		Yearly Projection	Reporting Month		July'20 to July '20		Yearly Projection	Reporting Month		July'20 to July '20	
		Perform. (in CYP)	Achi. Rate (%)	Perform.	Achi. Rate(%)		Perform. (in CYP)	Achi. Rate (%)	Perform.	Achi. Rate(%)		Perform. (in CYP)	Achi. Rate (%)	Perform.	Achi. Rate(%)
Gopalganj	41528	1118	32.3	1118	32.3	85242	4099	57.7	4099	57.7	15300	522	40.9	522	40.9
Madaripur	44255	1824	49.5	1824	49.5	90840	3654	48.3	3654	48.3	16305	369	27.2	369	27.2
Shariatpur	40587	1083	32.0	1083	32.0	83311	2543	36.6	2543	36.6	14953	352	28.2	352	28.2
Faridpur	74597	1902	30.6	1902	30.6	153121	5089	39.9	5089	39.9	27483	994	43.4	994	43.4
Rajbari	43921	1493	40.8	1493	40.8	90154	3250	43.3	3250	43.3	16181	606	44.9	606	44.9
Dhaka	138295	7115	61.7	7115	61.7	283869	13051	55.2	13051	55.2	50951	3088	72.7	3088	72.7
Gazipur	79864	1613	24.2	1613	24.2	163932	6285	46.0	6285	46.0	29424	1042	42.5	1042	42.5
Munshiganj	56960	972	20.5	972	20.5	116917	3911	40.1	3911	40.1	20985	527	30.1	527	30.1
Narayanganj	100973	3937	46.8	3937	46.8	207260	8385	48.5	8385	48.5	37201	1166	37.6	1166	37.6
Narshingdi	82875	3696	53.5	3696	53.5	170113	6227	43.9	6227	43.9	30533	846	33.2	846	33.2
Manikganj	57679	1231	25.6	1231	25.6	118393	3720	37.7	3720	37.7	21250	665	37.6	665	37.6
Tangail	160537	4402	32.9	4402	32.9	329523	11506	41.9	11506	41.9	59145	1337	27.1	1337	27.1
Kishoreganj	106430	3327	37.5	3327	37.5	218462	8152	44.8	8152	44.8	39211	1054	32.3	1054	32.3
Dhaka Div.	1028502	33713	39.3	33713	39.3	2111135	79872	45.4	79872	45.4	378922	12568	39.8	12568	39.8
Jamalpur	92055	2347	30.6	2347	30.6	188955	5709	36.3	5709	36.3	33915	571	20.2	571	20.2
Sherpur	60391	5277	104.9	5277	104.9	123961	20592	199.3	20592	199.3	22249	1726	93.1	1726	93.1
Mymensingh	197852	3168	19.2	3168	19.2	406117	10013	29.6	10013	29.6	72893	1260	20.7	1260	20.7
Netrokona	79013	3149	47.8	3149	47.8	162184	8531	63.1	8531	63.1	29110	781	32.2	781	32.2
Mymensingh Div.	429311	13941	39.0	13941	39.0	881217	44845	61.1	44845	61.1	158167	4338	32.9	4338	32.9
B. Baria	102750	2883	33.7	2883	33.7	210908	5718	32.5	5718	32.5	37855	892	28.3	892	28.3
Cumilla	212139	7582	42.9	7582	42.9	435444	11436	31.5	11436	31.5	78157	1546	23.7	1546	23.7
Chandpur	89117	3332	44.9	3332	44.9	182925	4686	30.7	4686	30.7	32833	450	16.4	450	16.4
Feni	52811	1987	45.1	1987	45.1	108402	2601	28.8	2601	28.8	19457	472	29.1	472	29.1
Noakhali	110735	3391	36.7	3391	36.7	227298	4996	26.4	4996	26.4	40797	712	20.9	712	20.9
Laxmipur	63330	3563	67.5	3563	67.5	129993	2352	21.7	2352	21.7	23332	214	11.0	214	11.0
Chattogram	200705	5588	33.4	5588	33.4	411974	11250	32.8	11250	32.8	73944	1577	25.6	1577	25.6
Cox's Bazar	79703	4933	74.3	4933	74.3	163600	5315	39.0	5315	39.0	29364	585	23.9	585	23.9
Rangamati	19405	637	39.4	637	39.4	39831	2467	74.3	2467	74.3	7149	298	50.0	298	50.0
Khagrachhari	21543	762	42.4	762	42.4	44219	2448	66.4	2448	66.4	7937	209	31.6	209	31.6
Bandarban	13835	603	52.3	603	52.3	28397	1441	60.9	1441	60.9	5097	228	53.7	228	53.7
Chattogram Div.	966073	35261	43.8	35261	43.8	1982991	54710	33.1	54710	33.1	355922	7183	24.2	7183	24.2
Sylhet	113519	5651	59.7	5651	59.7	233014	6464	33.3	6464	33.3	41823	1661	47.7	1661	47.7
Habiganj	74321	1293	20.9	1293	20.9	152554	5061	39.8	5061	39.8	27382	410	18.0	410	18.0
Moulavibazar	63803	1656	31.1	1656	31.1	130965	3761	34.5	3761	34.5	23506	431	22.0	431	22.0
Sunamganj	75742	2155	34.1	2155	34.1	155470	5925	45.7	5925	45.7	27905	882	37.9	882	37.9
Sylhet Div.	327386	10755	39.4	10755	39.4	672002	21211	37.9	21211	37.9	120616	3384	33.7	3384	33.7
National	5197836	193082	44.6	193082	44.6	10669243	384126	43.2	384126	43.2	1914992	52140	32.7	52140	32.7

Table -11: Method wise Users (Normal & Postpartum as Old, New, Dropout, Postpartum Expire) and CAR by District at the end of July 2020

Name of District	Total Eligible Couple	Oral Pill											Total Oral Pill
		Normal					Postpartum					Postpartum Expire	
		Old	New	Total	Dropout		Old	New	Total	Dropout			
					No Method	Switch Over				No Method	Switch Over		
Dinajpur	662446	253830	1533	255363	999	696	15206	1211	16417	100	155	785	271780
Thakurgaon	303737	113064	729	113793	1335	243	5124	339	5463	54	44	288	119256
Panchgarh	235147	95728	807	96535	474	396	3754	311	4065	20	35	241	100600
Nilphaman	413086	157180	922	158102	543	442	7485	571	8056	94	82	345	166158
Rangpur	643025	230233	1917	232150	1059	850	10545	718	11263	133	130	296	243413
Kurigram	536978	197255	1604	198859	949	639	7115	593	7708	69	58	374	206567
Gaibandha	552032	206651	1976	208627	1231	965	6148	503	6651	65	56	237	215278
Lalmonirhat	280672	94768	761	95529	436	229	4837	295	5132	134	46	201	100661
Rangpur Div.	3627123	1348709	10249	1358958	7026	4460	60214	4541	64755	669	606	2767	1423713
Bogura	772108	299213	1760	300973	1374	929	12109	921	13030	74	90	621	314003
Joipurhat	212782	81376	571	81947	385	158	3165	285	3450	20	24	155	85397
Naogaon	589796	247836	1655	249491	1069	579	8434	616	9050	35	55	436	258541
Chapai Nawabganj	377331	135702	920	136622	670	374	4541	427	4968	25	46	268	141590
Rajshahi	616681	201368	2504	203872	1340	1132	9784	675	10459	148	191	244	214331
Natore	412569	156543	1369	157912	828	562	7037	607	7644	45	119	300	165556
Pabna	588603	207371	1402	208773	737	414	8104	552	8656	61	105	318	217429
Serajganj	657009	249150	1487	250637	1038	594	15182	832	16014	91	130	541	266651
Rajshahi Div.	4226879	1578559	11668	1590227	7441	4742	68356	4915	73271	499	760	2883	1663498
Kustia	458908	144911	1125	146036	671	490	6011	524	6535	48	97	233	152571
Meherpur	162095	45089	222	45311	136	92	1009	46	1055	4	10	28	46366
Chuadanga	258844	88667	731	89398	483	327	3991	360	4351	24	67	246	93749
Jhenaidaha	393973	147276	868	148144	636	307	5234	371	5605	86	77	188	153749
Magura	184439	68031	678	68709	435	245	3810	393	4203	41	51	190	72912
Narail	154434	59052	607	59659	409	147	2072	166	2238	30	25	71	61897
Jashore	614801	185640	1085	186725	705	492	6530	511	7041	167	131	293	193766
Khulna	497976	172506	1767	174273	875	627	5217	326	5543	53	60	168	179816
Bagerhat	303224	115099	905	116004	622	387	5621	372	5993	65	86	233	121997
Satkhira	437056	171241	1140	172381	695	323	5420	440	5860	30	44	308	178241
Khulna Div.	3465750	1197512	9128	1206640	5667	3437	44915	3509	48424	548	648	1958	1255064
Barguna	197958	64011	1077	65088	556	615	4995	410	5405	60	108	207	70493
Patuakhali	339697	113727	794	114521	501	392	7735	382	8117	117	95	189	122638
Barishal	424589	151136	1229	152365	764	443	7984	410	8394	86	60	330	160759
Jhalakati	114749	39797	339	40136	295	135	1836	192	2028	142	62	70	42164
Bhola	370849	106539	1256	107795	1052	788	7934	624	8558	74	68	408	116353
Pirojpur	204675	75907	658	76565	665	356	6193	486	6679	77	46	360	83244
Barishal Div.	1652517	551117	5353	556470	3833	2729	36677	2504	39181	556	439	1564	595651

Name of District	Total E. Couple	Oral Pill											Total Oral Pill
		Normal					Postpartum					Postpartum Expire	
		Old	New	Total	Dropout		Old	New	Total	Dropout			
					No Method	Switch Over				No Method	Switch Over		
Gopalganj	220901	86541	596	87137	443	259	3991	227	4218	33	27	119	91355
Madaripur	233645	82073	478	82551	326	189	4543	255	4798	43	33	208	87349
Shariatpur	215254	71966	418	72384	325	125	4604	225	4829	68	48	119	77213
Faridpur	394586	134235	1211	135446	872	569	5574	502	6076	86	119	218	141522
Rajbari	233494	78861	742	79603	423	285	3987	345	4332	59	85	161	83935
Dhaka	734987	237961	1474	239435	910	530	9308	726	10034	85	87	378	249469
Gazipur	424812	173546	779	174325	607	266	6364	419	6783	36	39	260	181108
Munshiganj	301221	103437	499	103936	337	196	5439	292	5731	43	43	210	109667
Narayanganj	535181	194753	1505	196258	923	610	9422	609	10031	89	107	412	206289
Narsingdi	426301	150874	1168	152042	593	351	7034	496	7530	62	42	275	159572
Manikganj	307012	104143	715	104858	573	229	5115	400	5515	40	40	272	110373
Tangail	849376	332510	1356	333866	1056	479	10623	673	11296	100	71	398	345162
Kishoreganj	566051	220105	2156	222261	1338	759	10770	798	11568	164	168	236	233829
Dhaka Div.	5442821	1971005	13097	1984102	8726	4847	86774	5967	92741	908	909	3266	2076843
Jamalpur	487785	174708	872	175580	741	365	8075	445	8520	78	56	289	184100
Sherpur	320961	123706	790	124496	669	365	5492	303	5795	31	33	191	130291
Mymensingh	1053039	475713	3148	478861	2397	997	27438	1870	29308	145	147	1169	508169
Netrokona	419210	173793	1187	174980	774	398	8615	586	9201	90	63	290	184181
Mymensingh Div.	2280995	947920	5997	953917	4581	2125	49620	3204	52824	344	299	1939	1006741
Brahmanbaria	531349	155068	1115	156183	1181	256	12614	740	13354	112	38	429	169537
Cumilla	1126207	377274	2319	379593	1876	783	27023	1446	28469	215	191	4359	408062
Chandpur	473516	168909	967	169876	743	408	12199	687	12886	106	87	372	182762
Feni	281361	82954	595	83549	362	262	5519	312	5831	84	87	85	89380
Noakhali	588119	188859	906	189765	1022	263	13395	580	13975	114	79	330	203740
Lakshmipur	336057	101510	579	102089	461	151	6519	322	6841	51	41	260	108930
Chattogram	1064647	385270	2291	387561	1406	810	21302	1099	22401	198	110	668	409962
Cox's Bazar	426221	137110	944	138054	694	312	13504	596	14100	140	96	318	152154
Rangamati	101242	38298	248	38546	158	64	1193	112	1305	9	36	53	39851
Khagrachhari	109173	43601	241	43842	197	54	1778	117	1895	27	16	64	45737
Bandarban	73474	21052	328	21380	210	140	2333	201	2534	29	54	99	23914
Chattogram Div.	5111366	1699905	10533	1710438	8310	3503	117379	6212	123591	1085	835	7037	1834029
Sylhet	599503	173265	1424	174689	2541	322	12889	618	13507	187	110	339	188196
Habiganj	394445	147919	1280	149199	1121	247	11110	571	11681	146	77	303	160880
Moulavi Bazar	338568	116615	945	117560	636	333	5966	452	6418	84	46	179	123978
Sunamganj	402701	130502	1603	132105	1127	616	13199	764	13963	251	144	267	146068
Sylhet Div.	1735217	568301	5252	573553	5425	1518	43164	2405	45569	668	377	1088	619122
National	27542668	9863028	71277	9934305	51009	27361	507099	33257	540356	5277	4873	22502	10474661

Name of District	Condom											Total Condom
	Normal					Postpartum					Postpartum Expire	
	Old	New	Total	Drop out		Old	New	Total	Drop out			
				No Methd	Switch Over				No Methd	Switch Over		
Dinajpur	30278	363	30641	269	153	2144	152	2296	22	33	101	32937
Thakurgaon	10109	99	10208	70	40	483	25	508	2	4	11	10716
Panchgarh	7569	159	7728	78	28	531	39	570	14	7	18	8298
Nilphamari	13237	136	13373	85	90	991	65	1056	17	26	36	14429
Rangpur	29617	478	30095	210	114	1944	189	2133	35	60	36	32228
Kurigram	23703	626	24329	308	126	1643	96	1739	27	11	48	26068
Gaibandha	26168	391	26559	277	134	1481	90	1571	38	11	30	28130
Lalmonirhat	8164	108	8272	137	38	815	36	851	4	4	32	9123
Rangpur Div.	148845	2360	151205	1434	723	10032	692	10724	159	156	312	161929
Bogura	57363	595	57958	289	440	2324	141	2465	18	27	108	60423
Joipurhat	14179	128	14307	51	54	749	29	778	8	9	45	15085
Naogaon	31870	403	32273	723	125	1831	123	1954	14	18	91	34227
Nawabganj	42888	324	43212	219	101	2430	156	2586	15	16	147	45798
Rajshahi	75879	1785	77664	909	745	6227	649	6876	279	267	89	84540
Natore	36666	503	37169	237	158	2057	117	2174	82	47	69	39343
Pabna	46554	351	46905	243	97	2564	104	2668	16	11	79	49573
Serajganj	60496	482	60978	319	136	4534	157	4691	39	38	100	65669
Rajshahi Div.	365895	4571	370466	2990	1856	22716	1476	24192	471	433	728	394658
Kustia	50547	511	51058	242	143	2882	171	3053	34	22	94	54111
Meherpur	14993	121	15114	57	49	627	46	673	6	3	16	15787
Chuadanga	18562	157	18719	99	45	1002	52	1054	6	14	474	19773
Jhenaidaha	28989	268	29257	148	64	1816	129	1945	307	25	49	31202
Magura	11858	124	11982	80	39	1101	53	1154	19	33	23	13136
Narail	12737	119	12856	90	40	629	27	656	17	7	5	13512
Jashore	51985	434	52419	265	144	2995	141	3136	31	33	105	55555
Khulna	52238	1012	53250	595	131	1932	94	2026	34	27	52	55276
Bagerhat	20733	369	21102	212	130	1404	88	1492	34	25	18	22594
Satkhira	28105	270	28375	151	131	1624	89	1713	25	11	80	30088
Khulna Div.	290747	3385	294132	1939	916	16012	890	16902	513	200	916	311034
Barguna	5326	184	5510	94	89	604	36	640	7	12	10	6150
Patuakhali	12424	198	12622	105	80	1168	55	1223	18	18	11	13845
Barishal	25962	311	26273	240	189	2158	113	2271	27	18	50	28544
Jhalakati	6026	88	6114	73	31	457	38	495	14	13	4	6609
Bhola	12711	230	12941	204	78	793	49	842	8	5	15	13783
Pirojpur	10719	159	10878	112	60	837	61	898	14	5	33	11776
Barishal Div.	73168	1170	74338	828	527	6017	352	6369	88	71	123	80707

Name of District	Condom											Total Condom
	Normal					Postpartum					Postpartum Expire	
	Old	New	Total	Drop out		Old	New	Total	Drop out			
				No Methd	Switch Over				No Methd	Switch Over		
Gopalganj	22199	268	22467	217	105	1586	77	1663	20	16	50	24130
Madaripur	15148	138	15286	113	33	1610	69	1679	22	16	22	16965
Shariatpur	18253	215	18468	100	44	1497	44	1541	15	8	38	20009
Faridpur	42593	545	43138	238	151	2572	203	2775	60	28	91	45913
Rajbari	19742	310	20052	145	51	1391	81	1472	41	11	35	21524
Dhaka	75570	613	76183	345	187	5065	281	5346	44	47	166	81529
Gazipur	33404	211	33615	141	57	2172	71	2243	20	15	30	35858
Munshiganj	28931	209	29140	125	74	2468	100	2568	13	16	58	31708
Narayanganj	39559	441	40000	348	222	3675	174	3849	51	47	123	43849
Narshingdi	30427	476	30903	203	111	2695	124	2819	25	22	64	33722
Manikganj	29541	294	29835	202	100	1696	146	1842	17	14	75	31677
Tangail	65454	494	65948	298	123	3095	181	3276	55	34	65	69224
Kishoreganj	31025	651	31676	432	388	3071	212	3283	93	61	65	34959
Dhaka Div.	451846	4865	456711	2907	1646	32593	1763	34356	476	335	882	491067
Jamalpur	27293	175	27468	100	52	1803	83	1886	15	9	20	29354
Sherpur	15523	159	15682	80	30	894	30	924	11	19	34	16606
Mymensingh	47299	658	47957	444	238	4149	303	4452	33	21	114	52409
Netrokona	15140	256	15396	181	98	1659	78	1737	20	13	59	17133
Mymensingh Div.	105255	1248	106503	805	418	8505	494	8999	79	62	227	115502
Brahmanbaria	33530	322	33852	407	75	2821	141	2962	182	14	58	36814
Cumilla	67098	680	67778	485	221	6929	374	7303	92	53	199	75081
Chandpur	22745	240	22985	163	85	2325	128	2453	12	21	41	25438
Feni	18922	212	19134	160	95	2270	117	2387	18	19	26	21521
Noakhali	37949	266	38215	318	57	4305	168	4473	47	12	34	42688
Lakshmipur	15310	118	15428	91	30	1601	69	1670	10	15	44	17098
Chattogram	74368	749	75117	477	239	6982	306	7288	67	46	174	82405
Cox's Bazar	19774	256	20030	159	68	2636	129	2765	29	13	26	22795
Rangamati	6114	67	6181	29	17	299	8	307	3	0	9	6488
Khagrachhari	3708	37	3745	18	14	237	12	249	1	3	4	3994
Bandarban	3600	142	3742	126	61	444	50	494	14	9	6	4236
Chattogram Div.	303118	3089	306207	2433	962	30849	1502	32351	475	205	621	338558
Sylhet	52157	625	52782	1095	74	4834	200	5034	45	17	58	57816
Habiganj	21363	256	21619	232	50	2520	110	2630	33	7	30	24249
Moulavi Bazar	18135	276	18411	193	91	1402	147	1549	24	15	22	19960
Sunamganj	24844	608	25452	498	191	3907	274	4181	110	35	114	29633
Sylhet Div.	116499	1765	118264	2018	406	12663	731	13394	212	74	224	131658
National	1855373	22453	1877826	15354	7454	139387	7900	147287	2473	1536	4033	2025113

Name of District	Injectable											Total Injectable
	Normal					Postpartum					Postpartum Expire	
	Old	New	Total	Drop out		Old	New	Total	Drop out			
				No Methd	Switch Over				No Methd	Switch Over		
Dinajpur	69127	471	69598	325	338	3034	150	3184	27	35	118	72782
Thakurgaon	58045	269	58314	217	311	1378	51	1429	10	5	37	59743
Panchgarh	39335	326	39661	268	267	852	43	895	9	7	48	40556
Nilphamari	68200	433	68633	258	304	2785	138	2923	23	28	90	71556
Rangpur	104005	732	104737	510	684	3657	173	3830	65	105	74	108567
Kurigram	107872	894	108766	612	565	2104	114	2218	23	411	66	110984
Gaibandha	95438	976	96414	727	554	2393	101	2494	60	21	71	98908
Lalmonirhat	57291	376	57667	222	203	1509	60	1569	14	12	95	59236
Rangpur Div.	599313	4477	603790	3139	3226	17712	830	18542	231	624	599	622332
Bogura	103427	665	104092	437	361	2904	159	3063	15	21	127	107155
Joipurhat	23593	131	23724	61	56	559	26	585	5	6	12	24309
Naogaon	53987	506	54493	326	257	1507	65	1572	15	39	58	56065
Nawabganj	51303	253	51556	222	185	1218	45	1263	21	10	49	52819
Rajshahi	86158	1381	87539	693	812	4235	337	4572	123	135	55	92111
Natore	45553	504	46057	232	301	1472	72	1544	18	33	41	47601
Pabna	100629	365	100994	296	176	2809	71	2880	13	16	58	103874
Serajganj	117467	737	118204	348	314	4599	120	4719	40	34	123	122923
Rajshahi Div.	582117	4542	586659	2615	2462	19303	895	20198	250	294	523	606857
Kustia	70123	476	70599	198	237	2215	92	2307	19	13	70	72906
Meherpur	34218	158	34376	78	126	494	46	540	0	2	13	34916
Chuadanga	51228	269	51497	168	193	1316	82	1398	10	24	48	52895
Jhenaidaha	48140	285	48425	173	164	1578	65	1643	21	37	23	50068
Magura	25392	193	25585	96	104	1456	52	1508	3	2	44	27093
Narail	17502	125	17627	81	74	416	12	428	2	6	4	18055
Jashore	123874	463	124337	355	294	3140	83	3223	17	29	66	127560
Khulna	67775	1000	68775	506	375	1609	71	1680	16	15	24	70455
Bagerhat	40839	437	41276	281	241	1374	69	1443	15	16	21	42719
Satkhira	64894	356	65250	193	162	1260	53	1313	10	7	55	66563
Khulna Div.	543985	3762	547747	2129	1970	14858	625	15483	113	151	368	563230
Barguna	37120	590	37710	310	326	1593	63	1656	49	21	34	39366
Patuakhali	70159	495	70654	278	1581	2621	107	2728	66	29	76	73382
Barishal	62105	589	62694	436	316	2791	104	2895	34	15	68	65589
Jhalakati	15977	165	16142	125	45	462	39	501	20	15	14	16643
Bhola	111466	666	112132	774	644	3707	151	3858	27	43	111	115990
Pirojpur	28443	318	28761	242	154	1038	44	1082	12	8	44	29843
Barishal Div.	325270	2823	328093	2165	3066	12212	508	12720	208	131	347	340813

Name of District	Injectable											Total Injectable
	Normal					Postpartum						
	Old	New	Total	Drop out		Old	New	Total	Drop out		Postpartum Expire	
				No Methd	Switch Over				No Methd	Switch Over		
Gopalganj	21363	260	21623	142	77	917	27	944	3	3	16	22567
Madaripur	34762	189	34951	137	111	1620	36	1656	17	22	34	36607
Shariatpur	30481	184	30665	186	98	1412	29	1441	11	1	22	32106
Faridpur	43904	489	44393	259	204	1078	58	1136	35	21	37	45529
Rajbari	31994	252	32246	170	145	1122	40	1162	9	10	25	33408
Dhaka	91343	590	91933	307	243	3757	132	3889	51	31	74	95822
Gazipur	40318	222	40540	135	66	1192	38	1230	1	4	28	41770
Munshiganj	31737	134	31871	119	92	1546	38	1584	39	9	23	33455
Narayanganj	71501	644	72145	381	277	3071	89	3160	29	23	88	75305
Narshingdi	64190	436	64626	315	407	2662	96	2758	52	36	44	67384
Manikganj	34932	306	35238	222	126	1141	54	1195	11	10	24	36433
Tangail	99551	515	100066	453	248	2124	71	2195	36	15	55	102261
Kishoreganj	65130	908	66038	550	529	3154	167	3321	61	53	54	69359
Dhaka Div.	661206	5129	666335	3376	2623	24796	875	25671	355	238	524	692006
Jamalpur	85390	274	85664	264	161	2588	75	2663	22	5	38	88327
Sherpur	51782	207	51989	187	121	1328	35	1363	12	21	47	53352
Mymensingh	118497	950	119447	665	488	5927	213	6140	92	25	198	125587
Netrokona	47808	416	48224	296	252	3221	108	3329	33	11	77	51553
Mymensingh Div.	303477	1847	305324	1412	1022	13064	431	13495	159	62	360	318819
Brahmanbaria	68652	412	69064	555	131	3800	123	3923	107	8	75	72987
Cumilla	172743	951	173694	737	451	8725	375	9100	87	60	141	182794
Chandpur	73932	383	74315	330	231	3287	124	3411	14	32	88	77726
Feni	39093	309	39402	217	130	2309	92	2401	22	12	22	41803
Noakhali	93666	418	94084	421	123	6433	168	6601	39	17	84	100685
Lakshmipur	68365	299	68664	213	66	3752	195	3947	20	7	89	72611
Chattogram	112927	847	113774	601	393	7080	226	7306	55	38	129	121080
Cox's Bazar	87705	752	88457	515	266	7579	273	7852	66	55	136	96309
Rangamati	13268	88	13356	71	62	389	10	399	3	0	8	13755
Khagrachhari	16538	83	16621	67	48	502	5	507	3	2	6	17128
Bandarban	11475	174	11649	189	102	862	45	907	15	10	13	12556
Chattogram Div.	758364	4716	763080	3916	2003	44718	1636	46354	431	241	791	809434
Sylhet	97125	712	97837	553	104	5921	133	6054	68	29	67	103891
Habiganj	41910	270	42180	302	95	3377	70	3447	10	3	25	45627
Moulavi Bazar	39343	276	39619	286	129	1432	47	1479	15	13	13	41098
Sunamganj	46948	637	47585	444	225	3848	152	4000	36	20	51	51585
Sylhet Div.	225326	1895	227221	1585	553	14578	402	14980	129	65	156	242201
National	3999058	29191	4028249	20337	16925	161241	6202	167443	1876	1806	3668	4195692

Name of District	IUD											Total IUD
	Normal					Postpartum						
	Old	New	Total	Drop out		Old	New	Total	Drop out		Postpartum Expire	
				No Methd	Switch Over				No Methd	Switch Over		
Dinajpur	9995	60	10055	35	34	340	14	354	4	3	10	10409
Thakurgaon	1794	6	1800	6	1	69	3	72	0	0	2	1872
Panchgarh	3962	10	3972	8	9	55	0	55	1	0	1	4027
Nilphamari	5532	41	5573	25	31	231	4	235	0	1	5	5808
Rangpur	13191	52	13243	67	14	547	4	551	2	1	9	13794
Kurigram	11605	92	11697	48	33	166	6	172	3	1	4	11869
Gaibandha	17067	54	17121	114	46	297	3	300	3	0	6	17421
Lalmonirhat	2602	32	2634	105	32	141	8	149	1	2	2	2783
Rangpur Div.	65748	347	66095	408	200	1846	42	1888	14	8	39	67983
Bogrua	19185	41	19226	64	25	226	7	233	5	0	6	19459
Joipurhat	3092	19	3111	4	9	48	0	48	0	0	2	3159
Naogaon	10105	42	10147	38	22	239	12	251	89	0	10	10398
Nawabganj	5280	22	5302	12	7	158	2	160	2	0	4	5462
Rajshahi	7089	35	7124	25	20	198	4	202	1	1	5	7326
Natore	7649	32	7681	19	17	168	9	177	3	3	7	7858
Pabna	21402	45	21447	76	18	204	10	214	15	1	2	21661
Serajganj	20445	149	20594	68	36	1481	9	1490	5	1	3	22084
Rajshahi Div.	94247	385	94632	306	154	2722	53	2775	120	6	39	97407
Kustia	4736	12	4748	14	10	63	2	65	1	0	3	4813
Meherpur	2040	1	2041	4	5	27	0	27	0	0	2	2068
Chuadanga	4410	22	4432	16	8	100	5	105	0	0	2	4537
Jhenaidaha	7213	21	7234	27	12	154	2	156	0	0	2	7390
Magura	3764	30	3794	6	10	175	7	182	7	0	1	3976
Narail	4380	4	4384	29	5	45	0	45	0	1	1	4429
Jashore	16767	36	16803	33	19	346	4	350	1	2	7	17153
Khulna	12739	56	12795	50	25	456	9	465	228	2	10	13260
Bagerhat	9670	38	9708	37	15	381	3	384	0	0	1	10092
Satkhira	9467	22	9489	17	4	428	2	430	1	2	5	9919
Khulna Div.	75186	242	75428	233	113	2175	34	2209	238	7	34	77637
Barguna	4285	29	4314	21	14	116	1	117	2	1	1	4431
Patuakhali	8162	40	8202	30	22	445	8	453	2	0	7	8655
Barishal	12021	36	12057	47	20	379	3	382	0	0	5	12439
Jhalakati	4479	10	4489	19	11	85	4	89	2	2	2	4578
Bhola	10788	31	10819	18	12	278	9	287	0	0	3	11106
Pirojpur	9055	30	9085	36	26	231	4	235	0	2	5	9320
Barishal Div.	48790	176	48966	171	105	1534	29	1563	6	5	23	50529

Name of District	IUD											Total IUD
	Normal					Postpartum						
	Old	New	Total	Drop out		Old	New	Total	Drop out		Postpartum Expire	
				No Methd	Switch Over				No Methd	Switch Over		
Gopalganj	4362	9	4371	14	4	102	1	103	0	0	4	4474
Madaripur	7396	43	7439	27	10	272	7	279	0	0	4	7718
Shariatpur	8987	42	9029	37	12	272	1	273	4	2	8	9302
Faridpur	14399	75	14474	65	20	298	10	308	2	1	23	14782
Rajbari	5965	25	5990	25	14	97	0	97	1	1	3	6087
Dhaka	21037	85	21122	40	23	782	21	803	3	2	9	21925
Gazipur	8915	21	8936	19	6	139	4	143	1	0	0	9079
Munshiganj	7430	13	7443	43	17	349	4	353	3	2	11	7796
Narayanganj	11494	41	11535	45	24	398	5	403	4	2	2	11938
Narshingdi	14872	34	14906	27	22	430	7	437	2	1	6	15343
Manikganj	6976	23	6999	21	15	89	3	92	0	0	7	7091
Tangail	20345	81	20426	72	25	311	4	315	3	5	5	20741
Kishoreganj	19042	73	19115	70	45	671	15	686	3	7	3	19801
Dhaka Div.	151220	565	151785	505	237	4210	82	4292	26	23	85	156077
Jamalpur	14599	29	14628	24	11	254	3	257	5	0	3	14885
Sherpur	6766	11	6777	12	9	61	4	65	0	0	3	6842
Mymensingh	21648	66	21714	42	41	625	7	632	12	2	3	22346
Netrokona	7618	19	7637	30	14	389	1	390	2	1	1	8027
Mymensingh Div.	50631	125	50756	108	75	1329	15	1344	19	3	10	52100
Brahmanbaria	17443	39	17482	140	31	610	14	624	3	1	9	18106
Cumilla	36843	208	37051	142	50	1998	95	2093	25	18	30	39144
Chandpur	12777	72	12849	62	44	1211	36	1247	2	7	25	14096
Feni	9934	48	9982	30	17	850	68	918	1	1	3	10900
Noakhali	18073	54	18127	66	10	1343	13	1356	3	2	12	19483
Lakshmipur	8007	15	8022	52	5	442	9	451	3	0	7	8473
Chattogram	41629	129	41758	155	53	1803	39	1842	4	2	31	43600
Cox's Bazar	11537	22	11559	50	7	1309	32	1341	3	0	14	12900
Rangamati	4946	16	4962	22	12	322	9	331	2	0	13	5293
Khagrachhari	3921	18	3939	18	5	192	5	197	0	0	0	4136
Bandarban	3845	15	3860	55	31	363	10	373	2	2	5	4233
Chattogram Div.	168955	636	169591	792	265	10443	330	10773	48	33	149	180364
Sylhet	15696	19	15715	46	16	889	8	897	6	0	23	16612
Habiganj	10040	7	10047	17	5	794	33	827	2	0	8	10874
Moulavi Bazar	10989	24	11013	40	20	501	22	523	4	3	5	11536
Sunamganj	12685	10	12695	39	12	750	17	767	2	0	3	13462
Sylhet Div.	49410	60	49470	142	53	2934	80	3014	14	3	39	52484
National	704187	2536	706723	2665	1202	27193	665	27858	485	88	418	734581

Name of District	Implant											Total Implant
	Normal			Drop out		Postpartum			Drop out		Postpartum Expire	
	Old	New	Total	No Methd	Switch Over	Old	New	Total	No Methd	Switch Over		
Dinajpur	40295	293	40588	129	212	2498	67	2565	10	10	82	43153
Thakurgaon	13434	78	13512	51	69	326	13	339	2	0	12	13851
Panchgarh	12625	56	12681	31	51	272	10	282	1	0	5	12963
Nilphamari	18862	58	18920	65	54	991	11	1002	1	5	40	19922
Rangpur	31678	156	31834	111	64	1330	21	1351	8	3	25	33185
Kurigram	18447	84	18531	84	72	793	9	802	3	3	24	19333
Gaibandha	28222	46	28268	133	91	993	7	1000	8	1	20	29268
Lalmonirhat	12706	57	12763	33	44	487	10	497	15	4	18	13260
Rangpur Div.	176269	828	177097	637	657	7690	148	7838	48	26	226	184935
Bogura	51671	256	51927	193	221	2454	52	2506	6	4	88	54433
Joipurhat	14595	164	14759	25	48	694	29	723	1	2	47	15482
Naogaon	22464	138	22602	113	111	837	11	848	5	3	32	23450
Nawabganj	6955	82	7037	18	47	249	6	255	7	0	10	7292
Rajshahi	20242	151	20393	74	101	1026	19	1045	3	0	16	21438
Natore	20296	167	20463	71	96	1150	42	1192	14	5	37	21655
Pabna	22562	84	22646	42	54	659	20	679	1	5	8	23325
Seraiganj	20998	95	21093	65	83	1119	15	1134	9	2	24	22227
Rajshahi Div.	179783	1137	180920	601	761	8188	194	8382	46	21	262	189302
Kustia	11993	95	12088	32	35	411	15	426	0	2	17	12514
Meherpur	3436	5	3441	6	8	70	0	70	0	1	0	3511
Chuadanga	9445	102	9547	18	34	314	18	332	3	8	22	9879
Jhenaidaha	16365	76	16441	56	41	698	22	720	1	4	12	17161
Magura	9488	39	9527	40	19	599	11	610	3	3	12	10137
Narail	6325	7	6332	14	8	224	2	226	0	0	1	6558
Jashore	29030	64	29094	58	53	1119	10	1129	2	2	24	30223
Khulna	29682	136	29818	91	47	980	14	994	3	2	192	30812
Bagerhat	13942	46	13988	27	25	915	2	917	1	592	14	14905
Satkhira	15690	33	15723	28	42	566	1	567	0	0	19	16290
Khulna Div.	145396	603	145999	370	312	5896	95	5991	13	614	313	151990
Barguna	12456	69	12525	30	31	726	14	740	5	10	23	13265
Patuakhali	22034	25	22059	61	62	1192	31	1223	3	3	14	23282
Barishal	20920	44	20964	59	37	1000	5	1005	2	3	25	21969
Jhalakati	6576	13	6589	20	4	259	2	261	2	2	3	6850
Bhola	21745	65	21810	50	53	788	19	807	35	0	3	22617
Pirojpur	11201	20	11221	40	21	677	3	680	11	2	237	11901
Barishal Div.	94932	236	95168	260	208	4642	74	4716	58	20	305	99884

Name of District	Implant											Total Implant
	Normal					Postpartum					Postpartum Expire	
	Old	New	Total	Drop out		Old	New	Total	Drop out			
				No Methd	Switch Over				No Methd	Switch Over		
Gopalganj	9539	10	9549	20	12	626	6	632	1	1	15	10181
Madaripur	15331	15	15346	31	20	740	3	743	1	0	14	16089
Shariatpur	8708	10	8718	16	9	586	27	613	4	0	11	9331
Faridpur	20075	132	20207	83	43	929	11	940	2	3	30	21147
Rajbari	14511	73	14584	40	45	640	16	656	1	2	24	15240
Dhaka	28086	55	28141	29	30	1562	19	1581	8	3	13	29722
Gazipur	15004	19	15023	44	11	522	4	526	1	0	11	15549
Munshiganj	10511	25	10536	31	39	643	10	653	1	7	16	11189
Narayanganj	17163	57	17220	42	40	925	2	927	9	3	17	18147
Narshingdi	13602	34	13636	19	15	713	5	718	1	0	136	14354
Manikganj	14390	87	14477	58	54	520	16	536	3	1	19	15013
Tangail	39413	128	39541	108	97	1150	15	1165	3	2	30	40706
Kishoreganj	31934	147	32081	97	62	1941	36	1977	8	7	37	34058
Dhaka Div.	238267	792	239059	618	477	11497	170	11667	43	29	373	250726
Jalpur	28735	40	28775	65	42	1167	13	1180	5	2	15	29955
Sherpur	19201	82	19283	47	27	543	18	561	0	1	22	19844
Mymensingh	44079	110	44189	92	78	1968	8	1976	12	7	53	46165
Netrokona	21735	55	21790	62	45	1675	13	1688	3	9	23	23478
Mymensingh Div.	113750	287	114037	266	192	5353	52	5405	20	19	113	119442
Brahmanbaria	23326	29	23355	77	51	2588	16	2604	10	1	45	25959
Cumilla	39310	143	39453	174	50	3147	89	3236	24	18	41	42689
Chandpur	19336	61	19397	63	34	2321	21	2342	7	3	46	21739
Feni	11883	21	11904	24	32	1483	17	1500	2	1	5	13404
Noakhali	25699	54	25753	57	7	3561	9	3570	10	12	35	29323
Lakshmipur	15037	30	15067	37	10	1291	5	1296	3	2	23	16363
Chattogram	56728	58	56786	154	69	3646	14	3660	9	8	47	60446
Cox's Bazar	27176	54	27230	89	43	2784	28	2812	13	11	23	30042
Rangamati	10249	5	10254	13	8	434	1	435	0	1	20	10689
Khagrachhari	7090	6	7096	19	1	296	4	300	6	0	1	7396
Bandarban	6343	0	6343	43	22	638	0	638	8	0	1	6981
Chattogram Div.	242177	461	242638	750	327	22189	204	22393	92	57	287	265031
Sylhet	32073	18	32091	56	20	3106	9	3115	2	2	26	35206
Habiganj	14064	14	14078	17	11	2133	3	2136	1	2	17	16214
Moulavi Bazar	17315	25	17340	43	22	1176	2	1178	0	0	13	18518
Sunamganj	21845	18	21863	76	30	2720	8	2728	9	4	17	24591
Sylhet Div.	85297	75	85372	192	83	9135	22	9157	12	8	73	94529
National	1275871	4419	1280290	3694	3017	74590	959	75549	332	794	1952	1355839

Name of District	Permanent Method														Postpartum Expire	Total Permanent Method	Total Acceptors	CAR(%)
	Male							Female										
	Normal			Postpartum			Total Male	Normal			Postpartum			Total Female				
	Old	New	Total	Old	New	Total		Old	New	Total	Old	New	Total					
Dinajpur	44261	11	44272	72	1	73	44345	65930	45	65975	1761	96	1857	67832	0	112177	542508	81.9
Thakurgaon	14944	5	14949	3	0	3	14952	19516	1	19517	423	19	442	19959	0	34911	240120	79.1
Panchgarh	11615	4	11619	9	0	9	11628	12476	7	12483	330	20	350	12833	0	24461	190403	81.0
Nilphamari	19907	3	19910	65	0	65	19975	37872	21	37893	917	36	953	38846	0	58821	336346	81.4
Rangpur	34694	14	34708	179	0	179	34887	35246	20	35266	2035	23	2058	37324	0	72211	502275	78.1
Kurigram	16712	5	16717	8	0	8	16725	22132	30	22162	340	23	363	22525	0	39250	412998	76.9
Gaibandha	22980	328	23308	231	1	232	23540	34151	58	34209	997	52	1049	35258	0	58798	447767	81.1
Lalmonirhat	12659	1	12660	3	0	3	12663	21981	35	22016	445	21	466	22482	0	35145	225674	80.4
Rangpur Div.	177772	371	178143	570	2	572	178715	249304	217	249521	7248	290	7538	257059	0	435774	2898091	79.9
Bogura	27126	14	27140	56	0	56	27196	52103	39	52142	1191	62	1253	53395	0	80591	635006	82.2
Joipurhat	15355	5	15360	9	0	9	15369	19236	13	19249	318	14	332	19581	0	34950	178235	83.8
Naogaon	18119	5	18124	20	0	20	18144	67082	893	67975	1754	88	1842	69817	0	87961	470691	79.8
Nawabganj	15854	3	15857	6	1	7	15864	31643	79	31722	987	56	1043	32765	0	48629	301500	79.9
Rajshahi	9282	1	9283	354	1	355	9638	67888	60	67948	3929	54	3983	71931	0	81569	502104	81.4
Natore	5015	0	5015	54	0	54	5069	51286	41	51327	1266	87	1353	52680	0	57749	339328	82.2
Pabna	11905	3	11908	19	0	19	11927	36856	46	36902	542	35	577	37479	0	49406	465325	79.1
Serajganj	11300	1	11301	4	0	4	11305	20832	53	20885	1142	41	1183	22068	0	33373	535629	81.5
Rajshahi Div.	113956	32	113988	522	2	524	114512	346926	1224	348150	11129	437	11566	359716	0	474228	3427818	81.1
Kustia	4534	1	4535	691	0	691	5226	56075	49	56124	1742	82	1824	57948	0	63174	360561	78.6
Meherpur	537	0	537	0	0	0	537	23828	11	23839	577	32	609	24448	0	24985	127745	78.8
Chuadanga	1214	2	1216	0	0	0	1216	28976	31	29007	1083	76	1159	30166	0	31382	212658	82.2
Jhenaidaha	3084	5	3089	0	0	0	3089	44233	41	44274	1360	89	1449	45723	0	48812	308116	78.2
Magura	2117	0	2117	4	0	4	2121	17925	11	17936	843	32	875	18811	0	20932	144681	78.4
Narail	2566	0	2566	6	0	6	2572	14230	13	14243	472	18	490	14733	0	17305	122027	79.0
Jashore	21499	10	21509	620	0	620	22129	46630	26	46656	765	16	781	47437	0	69566	493796	80.3
Khulna	17640	5	17645	10	0	10	17655	33618	29	33647	622	26	648	34295	0	51950	401822	80.7
Bagerhat	12041	6	12047	35	0	35	12082	20128	20	20148	358	13	371	20519	0	32601	245074	80.8
Satkhira	11495	2	11497	1	0	1	11498	36807	35	36842	974	41	1015	37857	0	49355	350139	80.1
Khulna Div.	76727	31	76758	1367	0	1367	78125	322450	266	322716	8796	425	9221	331937	0	410062	2766619	79.8
Barguna	13128	6	13134	15	2	17	13151	8470	17	8487	460	38	498	8985	0	22136	156097	78.9
Patuakhali	9963	8	9971	9	0	9	9980	17599	17	17616	822	42	864	18480	0	28460	270520	79.6
Barishal	9540	8	9548	32	0	32	9580	26872	21	26893	866	36	902	27795	0	37375	326615	76.9
Jhalakati	4938	3	4941	0	0	0	4941	7740	12	7752	271	21	292	8044	0	12985	89787	78.2
Bhola	9573	2	9575	13	0	13	9588	9588	7	9595	134	8	142	9737	0	19325	299493	80.8
Pirojpur	6315	2	6317	6	0	6	6323	9487	12	9499	481	36	517	10016	0	16339	162500	79.4
Barishal Div.	53457	29	53486	75	2	77	53563	79756	86	79842	3034	181	3215	83057	0	136620	1305012	79.0

Name of District	Permanent Method														Postpartum Expire	Total Permanent Method	Total Acceptors	CAR(%)
	Male							Female										
	Normal			Postpartum			Total Male	Normal			Postpartum			Total Female				
	Old	New	Total	Old	New	Total		Old	New	Total	Old	New	Total					
Gopalganj	2759	4	2763	8	0	8	2771	19814	13	19827	560	38	598	20425	0	23196	175987	79.7
Madaripur	2681	0	2681	2	0	2	2683	14736	6	14742	432	24	456	15198	0	17881	182459	78.1
Shariatpur	4164	1	4165	228	0	228	4393	11348	1	11349	418	9	427	11776	0	16169	164003	76.2
Faridpur	8201	13	8214	2	0	2	8216	36360	46	36406	1062	65	1127	37533	0	45749	314444	79.7
Rajbari	5976	1	5977	1	0	1	5978	17368	17	17385	297	11	308	17693	0	23671	183538	78.6
Dhaka	22114	16	22130	133	1	134	22264	48996	22	49018	2106	109	2215	51233	0	73497	553076	75.2
Gazipur	4668	2	4670	6	0	6	4676	33427	5	33432	538	17	555	33987	0	38663	322210	75.8
Munshiganj	2228	1	2229	7	0	7	2236	27514	13	27527	1222	70	1292	28819	0	31055	223786	74.3
Narayanganj	13261	231	13492	62	3	65	13557	32171	19	32190	1127	79	1206	33396	0	46953	402645	75.2
Narshingdi	3275	2	3277	2	0	2	3279	31482	11	31493	1861	112	1973	33466	0	36745	324334	76.1
Manikganj	4175	2	4177	1	0	1	4178	29399	14	29413	822	77	899	30312	0	34490	235292	76.6
Tangail	19285	3	19288	15	1	16	19304	59402	22	59424	1778	110	1888	61312	0	80616	658432	77.5
Kishoreganj	13846	5	13851	39	1	40	13891	44005	57	44062	1382	58	1440	45502	0	59393	451010	79.7
Dhaka Div.	106633	281	106914	506	6	512	107426	406022	246	406268	13605	779	14384	420652	0	528078	4191216	77.0
Jamalpur	15119	4	15123	32	0	32	15155	27766	19	27785	924	53	977	28762	0	43917	390207	80.0
Sherpur	8919	3	8922	1	0	1	8923	16575	32	16607	589	59	648	17255	0	26178	253144	78.9
Mymensingh	34182	11	34193	62	0	62	34255	44391	35	44426	884	52	936	45362	0	79617	835057	79.3
Netrokona	15539	4	15543	180	0	180	15723	25481	19	25500	876	22	898	26398	0	42121	329798	78.7
Mymensingh Div.	73759	22	73781	275	0	275	74056	114213	105	114318	3273	186	3459	117777	0	191833	1808206	79.3
Brahmanbaria	6360	3	6363	17	0	17	6380	42105	10	42115	1138	40	1178	43293	0	49673	371758	70.0
Cumilla	19235	17	19252	40	0	40	19292	85548	53	85601	3596	133	3729	89330	0	108622	858558	76.2
Chandpur	5417	2	5419	19	0	19	5438	34438	18	34456	1456	42	1498	35954	0	41392	363022	76.7
Feni	1807	2	1809	8	0	8	1817	23793	7	23800	1455	70	1525	25325	0	27142	204214	72.6
Noakhali	7401	4	7405	54	0	54	7459	39811	12	39823	1681	75	1756	41579	0	49038	445078	75.7
Lakshmipur	3455	6	3461	1	0	1	3462	14851	25	14876	1612	43	1655	16531	0	19993	243588	72.5
Chattogram	12453	3	12456	33	0	33	12489	60797	31	60828	1258	59	1317	62145	0	74634	792331	74.4
Cox's Bazar	12803	3	12806	293	0	293	13099	14708	12	14720	759	23	782	15502	0	28601	342893	80.4
Rangamati	2960	5	2965	0	0	0	2965	4593	0	4593	57	6	63	4656	0	7621	82856	81.8
Khagrachhari	3968	1	3969	2	0	2	3971	5081	0	5081	37	1	38	5119	0	9090	85272	78.1
Bandarban	4692	2	4694	8	0	8	4702	2754	0	2754	25	5	30	2784	0	7486	59269	80.7
Chattogram Div.	80551	48	80599	475	0	475	81074	328479	168	328647	13074	497	13571	342218	0	423292	3848839	75.3
Sylhet	14308	12	14320	66	0	66	14386	45974	42	46016	1449	26	1475	47491	0	61877	465964	77.7
Habiganj	14261	9	14270	185	1	186	14456	30193	15	30208	1069	18	1087	31295	0	45751	303756	77.0
Moulavi Bazar	15241	9	15250	33	0	33	15283	30479	14	30493	819	32	851	31344	0	46627	261514	77.2
Sunamganj	15030	2	15032	147	2	149	15181	32940	24	32964	968	11	979	33943	0	49124	314248	78.0
Sylhet Div.	58840	32	58872	431	3	434	59306	139586	95	139681	4305	87	4392	144073	0	203379	1345482	77.5
National	741695	846	742541	4221	15	4236	746777	1986736	2407	1989143	64464	2882	67346	2056489	0	2803266	21591283	78.4

Table -12: Number of New and Total Acceptors upto the end of June,20 and July,20

Method	New Acceptors		% Change of June '20 over July,20	Total Acceptors		% Change of June '20 over July,20
	June '20	July '20		June '20	July '20	
Per.Method (Male)	247	861	248.6	745219	746777	0.2
Per.Method (Female)	6875	5289	-23.1	2057122	2056489	0.0
Per.Method (Total)	7122	6150	-13.6	2802341	2803266	0.0
IUD	4399	5036	14.5	733253	732798	-0.1
Implant	5915	10676	80.5	1347554	1345791	-0.1
Injectables	44962	48558	8.0	4197194	4196621	0.0
Oral Pill	101308	104534	3.2	10472473	10474661	0.0
Condom	36734	38008	3.5	2035986	2038146	0.1
Total	200440	212962	6.2	21588801	21591283	0.0

Table -13: CAR(%) by Division upto the end of June 2020 and July 2020

Division	June '20	July '20	% Change of June,20 over May'20
Rangpur	79.91	79.90	-0.01
Rajshahi	81.09	81.10	0.01
Khulna	79.80	79.83	0.03
Barishal	78.94	78.97	0.03
Dhaka	76.96	77.00	0.04
Mymensingh	79.26	79.27	0.01
Chattogram	75.31	75.30	-0.01
Sylhet	77.55	77.54	-0.01
National	78.38	78.39	0.01

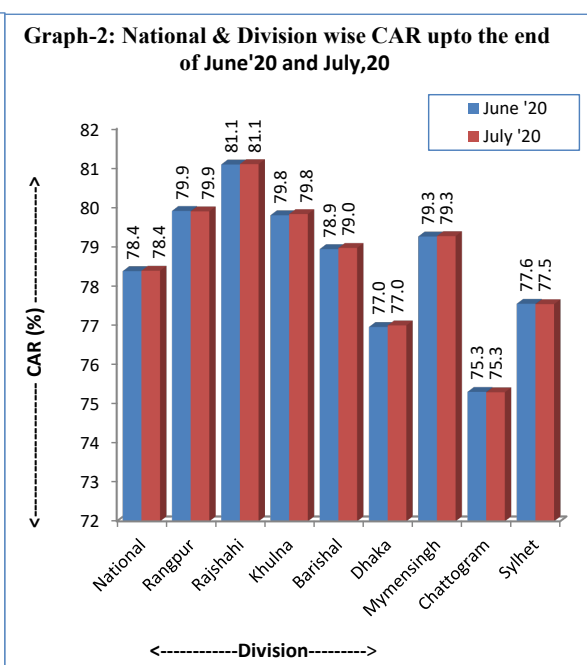
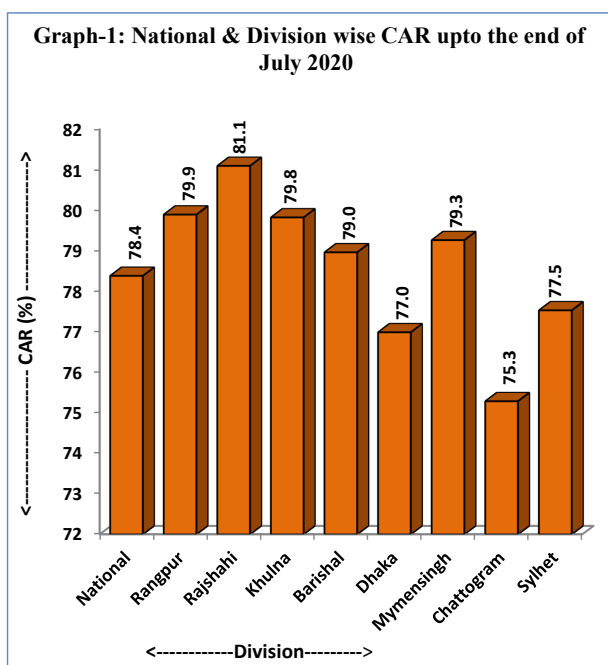


Table -14: District by Range of CAR upto the end of July 2020

Range	Sl.No.	District	CAR (%)
70% & above	1	Joipurhat	83.76
	2	Natore	82.25
	3	Bogura	82.24
	4	Chuadanga	82.16
	5	Dinajpur	81.89
	6	Rangamati	81.84
	7	Serajganj	81.53
	8	Nilphamari	81.42
	9	Rajshahi	81.42
	10	Gaibandha	81.11
	11	Panchgarh	80.97
	12	Bagerhat	80.82
	13	Bhola	80.76
	14	Khulna	80.69
	15	Bandarban	80.67
	16	Cox's Bazar	80.45
	17	Lalmonirhat	80.4
	18	Jashore	80.32
	19	Satkhira	80.11
	20	Jamalpur	80
	21	Nawabganj	79.9
	22	Naogaon	79.81
	23	Faridpur	79.69
	24	Kishoreganj	79.68
	25	Gopalganj	79.67
	26	Patuakhali	79.64
	27	Pirojpur	79.39
	28	Mymensingh	79.3
	29	Thakurgaon	79.06
	30	Pabna	79.06
	31	Narail	79.02
	32	Sherpur	78.87
	33	Barguna	78.85
	34	Meherpur	78.81
	35	Netrokona	78.67
	36	Rajbari	78.61
	37	Kustia	78.57
	38	Magura	78.44
	39	Jhalakati	78.25
	40	Jhenaidaha	78.21
	41	Rangpur	78.11
	42	Khagrachhari	78.11
	43	Madaripur	78.09
	44	Sunamganj	78.04
	45	Sylhet	77.73
	46	Tangail	77.52
	47	Moulavi Bazar	77.24
	48	Habiganj	77.01
	49	Barishal	76.92
	50	Kurigram	76.91
	51	Chandpur	76.67
	52	Manikganj	76.64
	53	Cumilla	76.23
	54	Shariatpur	76.19
	55	Narshingdi	76.08
	56	Gazipur	75.85
	57	Noakhali	75.68
	58	Dhaka	75.25
	59	Narayanganj	75.24
	60	Chattogram	74.42
	61	Munshiganj	74.29
	62	Feni	72.58
	63	Lakshmipur	72.48
	64	Brahmanbaria	69.96

Range	Nos of Districts CAR (%)
70% & above	64
60% - 69%	Nil
0%-59%	Nil

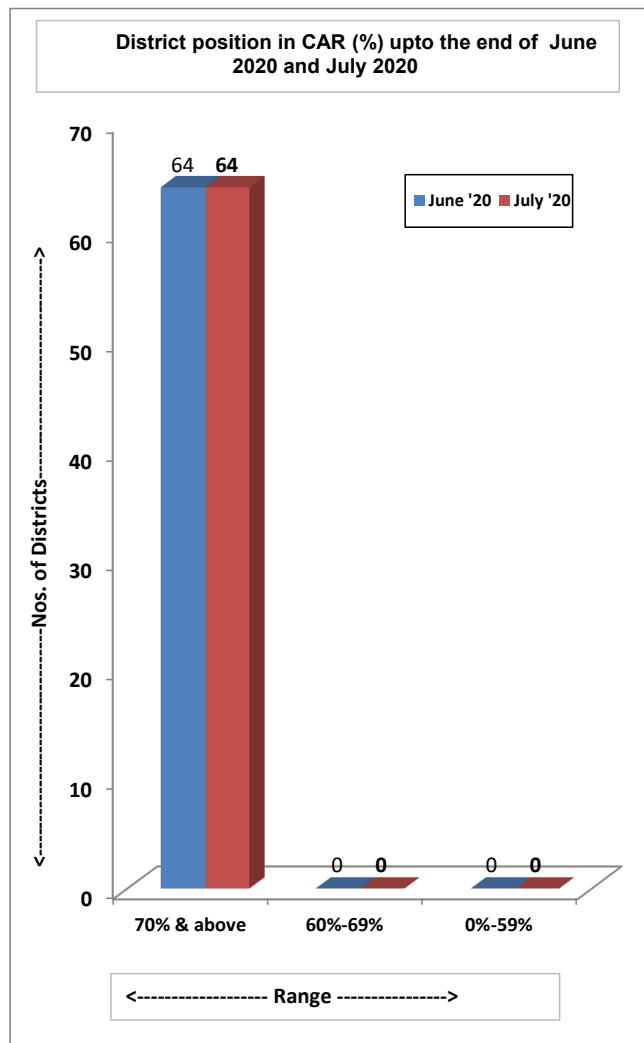


Table -15 : List of Upazila achieved CAR above 70% upto the end of July 2020

Sl. No.	Name of District	Name of Upazila	Total Couples	Total Acceptors	CAR (%)	Sl. No.	Name of District	Name of Upazila	Total Couples	Total Acceptors	CAR (%)
1	Joipurhat	Panchbibi	54761	46114	84.2	77	Dinajpur	Kaharole	35505	28948	81.5
2	Joipurhat	Khetlal	26418	22186	84	78	Nilphamari	Dimla	62683	51108	81.5
3	Joipurhat	Joypurhat Sadar	65603	54977	83.8	79	Jashore	Monirampur	96874	78952	81.5
4	Joipurhat	Akkelpur	31095	26021	83.7	80	Bogura	Adamdighi	45592	37159	81.5
5	Bogura	Sariakandi	50339	42104	83.6	81	Lalmonirhat	Patgram	47972	39096	81.5
6	Bogura	Kahaloo	55467	46384	83.6	82	Lalmonirhat	Hatibandha	51913	42280	81.4
7	Bogura	Dhunot	67879	56722	83.6	83	Lalmonirhat	Aditmari	48847	39783	81.4
8	Rangamati	Kawkhali	10775	8996	83.5	84	Jashore	Bagherpara	48235	39222	81.3
9	Chuadanga	Jiban Nagar	38202	31830	83.3	85	Jashore	Keshobpur	59630	48455	81.3
10	Rangamati	Langadu	15831	13182	83.3	86	Bagerhat	Morralganj	59073	47990	81.2
11	Natore	Gurudashpur	52803	43940	83.2	87	Kurigram	Chilmari	31884	25898	81.2
12	Serajganj	Sirajganj Sadar	120950	100610	83.2	88	Gaibandha	Palashbari	59083	47996	81.2
13	Faridpur	Modhukhali	46211	38423	83.2	89	Dinajpur	Parbatipur	82734	67195	81.2
14	Bogura	Sonatola	40265	33445	83.1	90	Rajshahi	Durgapur	44485	36118	81.2
15	Bagerhat	Bagerhat Sadar	54889	45565	83	91	Bagerhat	Mongla	27368	22219	81.2
16	Cox's Bazar	Chakaria	85355	70834	83	92	Kishoreganj	Nikli	27301	22162	81.2
17	Rajshahi	Bagmara	88368	73285	82.9	93	Pabna	Santhia	89931	73004	81.2
18	Joipurhat	Kalai	34905	28937	82.9	94	Satkhira	Kaliganj	67087	54463	81.2
19	Chuadanga	Chuadanga Sadar	70311	58266	82.9	95	Rajshahi	Godagari	72895	59170	81.2
20	Rangamati	Naniarchar	9363	7751	82.8	96	Rajshahi	Bagha	42813	34753	81.2
21	Rangamati	Belaichhari	5025	4155	82.7	97	Tangail	Modhupur	113787	92319	81.1
22	Dinajpur	Biról	55262	45683	82.7	98	Satkhira	Debhata	27119	21994	81.1
23	Bogura	Shibganj	90775	75002	82.6	99	Panchgarh	Debiganj	55631	45097	81.1
24	Bagerhat	Kachua	20526	16959	82.6	100	Manikganj	Saturna	38727	31372	81
25	Naogaon	Manda	91986	75984	82.6	101	Bandarban	Naikhongchhari	11950	9679	81
26	Bogura	Dupchanchia	44233	36535	82.6	102	Pirojpur	Pirojpur Sadar	28401	22993	81
27	Dinajpur	Chirir Bandar	65816	54350	82.6	103	Patuakhali	Golachipa	81868	66283	81
28	Bhola	Lalmohan	64181	52994	82.6	104	Naogaon	Porsa	30631	24794	80.9
29	Natore	Lalpur	67716	55897	82.6	105	Bagerhat	Sarankhola	20732	16779	80.9
30	Gaibandha	Sundarganj	114039	94142	82.6	106	Bogura	Bogra Sadar	94505	76451	80.9
31	Mymensingh	Mymensingh Sadar	143418	118383	82.5	107	Jashore	Jessore Sadar	151991	122922	80.9
32	Nilphamari	Nilphamari Sadar	104335	86096	82.5	108	Faridpur	Nagarkanda	38233	30917	80.9
33	Chuadanga	Alamdanga	80987	66824	82.5	109	Khulna	Koyra	41229	33331	80.8
34	Rangamati	Rajasthali	4685	3865	82.5	110	Kishoreganj	Katiadi	61923	50052	80.8
35	Dinajpur	Birganj	72834	60087	82.5	111	Jhenaidaha	Harinakunda	43590	35209	80.8
36	Dinajpur	Hakimpur	21407	17642	82.4	112	Panchgarh	Panchgarh Sadar	62951	50838	80.8
37	Natore	Natore Sadar	105186	86639	82.4	113	Rajshahi	Puthiya	49728	40160	80.8
38	Dinajpur	Dinajpur Sadar	101383	83491	82.4	114	Natore	Bagatipara	30988	25024	80.8
39	Bhola	Monpura	15333	12625	82.3	115	Gopalganj	Muksudpur	55995	45208	80.7
40	Bogura	Shajahanpur	80360	66148	82.3	116	Gaibandha	Gobindaganj	111128	89721	80.7
41	Nilphamari	Saidpur	55773	45835	82.2	117	Barguna	Patharghata	34224	27632	80.7
42	Nilphamari	Domar	57852	47545	82.2	118	Gopalganj	Gopalganj Sadar	57294	46244	80.7
43	Khulna	Dumuria	65007	53390	82.1	119	Dinajpur	Khanshama	43953	35455	80.7
44	Khulna	Digholia	94121	77289	82.1	120	Cumilla	Chouddagram	88203	71145	80.7
45	Natore	Singra	86455	70992	82.1	121	Serajganj	Kamarkhand	30734	24784	80.6
46	Rangamati	Rangamati Sadar	20210	16590	82.1	122	Cox's Bazar	Teknaf	53090	42809	80.6
47	Khulna	Batiaghata	38638	31709	82.1	123	Pirojpur	Bhandaria	25049	20194	80.6
48	Dinajpur	Birampur	35589	29207	82.1	124	Kishoreganj	Bhariab	60598	48856	80.6
49	Satkhira	Asasuni	57399	47098	82.1	125	Pabna	Ishwardi	72779	58666	80.6
50	Serajganj	Ullahpara	123168	101034	82	126	Khulna	Dacope	31405	25309	80.6
51	Bandarban	Bandarban Sadar	17328	14212	82	127	Gaibandha	Fulchhari	37038	29847	80.6
52	Bagerhat	Fakirhat	30466	24979	82	128	Rangpur	Pirganj	96460	77716	80.6
53	Rajshahi	Poba	77257	63331	82	129	Bogura	Nandigram	43129	34749	80.6
54	Dinajpur	Bochaganj	34326	28131	82	130	Jashore	Abhaynagar	55403	44630	80.6
55	Cox's Bazar	Ramu	46388	37977	81.9	131	Rangamati	Barkal	7502	6043	80.6
56	Natore	Baraigram	69421	56836	81.9	132	Panchgarh	Atowari	29172	23498	80.6
57	Nawabganj	Nachol	34098	27913	81.9	133	Rangpur	Pirgachha	75307	60654	80.5
58	Panchgarh	Boda	57980	47463	81.9	134	Bhola	Charfashion	91685	73830	80.5
59	Serajganj	Rayganj	69681	57024	81.8	135	Faridpur	Faridpur Sadar	96352	77581	80.5
60	Bandarban	Alikadam	10286	8418	81.8	136	Sherpur	Jhenaigati	37779	30418	80.5
61	Bogura	Sherpur	85099	69570	81.8	137	Gaibandha	Gaibandha Sadar	102997	82922	80.5
62	Naogaon	Niamatpur	58335	47681	81.7	138	Pirojpur	Indurkani	15873	12777	80.5
63	Serajganj	Shazadpur	114158	93293	81.7	139	Patuakhali	Dashmina	22424	18244	80.5
64	Rajshahi	Boalia (Sadar)	102268	83562	81.7	140	Jhenaidaha	Kotchandpur	31938	25705	80.5
65	Rajshahi	Tanore	46142	37699	81.7	141	Kishoreganj	Austagram	29865	24036	80.5
66	Dinajpur	Fulbari	36927	30160	81.7	142	Rangamati	Baghaichhari	12735	10247	80.5
67	Bhola	Bhola Sadar	86734	70838	81.7	143	Sherpur	Sribordi	57604	46343	80.5
68	Gaibandha	Sadullahpur	71813	58641	81.7	144	Jamalpur	Sharishabari	66478	53455	80.4
69	Cox's Bazar	Moheshkhali	59253	48379	81.7	145	Rajshahi	Charghat	48982	39377	80.4
70	Kishoreganj	Kishoreganj Sadar	73371	59897	81.6	146	Chuadanga	Damurhuda	69344	55738	80.4
71	Rangamati	Jurachhari	4503	3675	81.6	147	Thakurgaon	Ranisankail	49820	40039	80.4
72	Dinajpur	Nawabganj	51251	41823	81.6	148	Jamalpur	Dewanganj	59671	47954	80.4
73	Nawabganj	Bholahat	25244	20596	81.6	149	Bandarban	Ruma	4800	3857	80.4
74	Bogura	Gabatali	74465	60737	81.6	150	Nawabganj	Gomostapur	65316	52462	80.3
75	Manikganj	Ghor	35859	29242	81.6	151	Kishoreganj	Tarail	31051	24937	80.3
76	Jamalpur	Jamalpur Sadar	134900	110010	81.6	152	Serajganj	Tarash	46939	37689	80.3
153	Bhola	Taiumuddin	26948	21634	80.3	231	Moulavi Bazar	Rajnagar	41377	32762	79.2
154	Serajganj	Beikuchi	71338	57271	80.3	232	Kishoreganj	Itna	32937	26079	79.2
155	Naogaon	Patnitola	54773	43966	80.3	233	Habiganj	Habiganj Sadar	63812	50523	79.2
156	Gazipur	Gazipur Sadar	97517	78270	80.3	234	Magura	Shalikhia	31979	25313	79.2
157	Meherpur	Mujibnagar	22508	18066	80.3	235	Patuakhali	Patuakhali Sadar	71431	56531	79.1
158	Khulna	Paikgachha	58619	47028	80.2	236	Sunamganj	Dharmapasa	44424	35151	79.1
159	Faridpur	Alphadanga	22894	18362	80.2	237	Rajbari	Pangsha	90508	71613	79.1
160	Naogaon	Naogaon Sadar	62646	50237	80.2	238	Patuakhali	Bauphal	67349	53265	79.1
161	Bhola	Daulatkhan	34893	27977	80.2	239	Mymensingh	Fulbaria	87651	69323	79.1
162	Jamalpur	Melandaha	63042	50522	80.1	240	Tangail	Bhuapur	43645	34508	79.1
163	Barguna	Bmna	14567	11668	80.1	241	Kustia	Kumarkhali	73154	57842	79.1

Sl. No.	Name of District	Name of Upazila	Total Couples	Total Acceptors	CAR (%)	Sl. No.	Name of District	Name of Upazila	Total Couples	Total Acceptors	CAR (%)
164	Patuakhali	Dumki	13421	10750	80.1	242	Barguna	Amtali	66323	52436	79.1
165	Jashore	Sarsa	79771	63886	80.1	243	Kishoreganj	Bazitpur	45648	36091	79.1
166	Manikganj	Shibalaya	35178	28174	80.1	244	Mymensingh	Dhubaura	41099	32488	79.1
167	Chattogram	Banskhali	81311	65122	80.1	245	Lalmonirhat	Lalmonirhat Sadar	78618	62146	79.1
168	Serajganj	Kazipur	57597	46125	80.1	246	Pabna	Atghoria	35898	28364	79
169	Madaripur	Madaripur Sadar	71643	57361	80.1	247	Rajbari	Goalunda Ghat	25636	20253	79
170	Meherpur	Meherpur Sadar	62175	49770	80.1	248	Narail	Narail Sadar	61995	48928	78.9
171	Nilphamari	Jaldhaka	78291	62653	80	249	Nawabganj	(Sadar)	119958	94595	78.9
172	Pirojpur	Nesarabad	40970	32772	80	250	Jhenaidaha	Moheshpur	72440	57124	78.9
173	Gopalganj	Kasiani	44287	35421	80	251	Cox's Bazar	Ukhiya	41020	32331	78.8
174	Cox's Bazar	Pekua	33194	26542	80	252	Bagerhat	Mollahat	27394	21581	78.8
175	Naogaon	Sapahar	39415	31516	80	253	Narail	Lohagara	47585	37473	78.8
176	Netrokona	Netrokona Sadar	69320	55421	80	254	Barisal	Uzirpur	47703	37566	78.8
177	Panchagarh	Tentulia	29413	23507	79.9	255	Sylhet	Jakiganj	36865	29033	78.8
178	Dinajpur	Ghoraghat	25459	20336	79.9	256	Kustia	Daulatpur	110092	86660	78.7
179	Jhalakati	Rajapur	24035	19199	79.9	257	Habiganj	Azmiriganj	20536	16165	78.7
180	Cumilla	Debidwar	92738	74062	79.9	258	Bagerhat	Rampal	34377	27059	78.7
181	Khagrachhari	Lakshmichhari	5671	4528	79.8	259	Netrokona	Kendua	59041	46474	78.7
182	Habiganj	Baniachhong	58327	46565	79.8	260	Naogaon	Badalgachhi	48757	38371	78.7
183	Pabna	Chatmohor	74483	59458	79.8	261	Rangamati	Kaptai	10613	8352	78.7
184	Nawabganj	Shibganj	132715	105934	79.8	262	Jashore	Jhikargachha	70392	55400	78.7
185	Magura	Magura Sadar	72323	57712	79.8	263	Kishoreganj	Mithamoin	24272	19095	78.7
186	Jhalakati	Kathalia	21270	16969	79.8	264	Kurigram	Char Rajibpur	23177	18231	78.7
187	Bandarban	Thanchi	4243	3385	79.8	265	Sylhet	Gowainghat	54294	42707	78.7
188	Netrokona	Atpara	26235	20928	79.8	266	Mymensingh	Gafargaon	87713	68988	78.7
189	Satkhira	Shyamnagar	74913	59753	79.8	267	Pirojpur	Nazirpur	32658	25682	78.6
190	Netrokona	Barhatta	34576	27578	79.8	268	Sunamganj	Sunamganj Sadar	42672	33555	78.6
191	Sherpur	Nalitabari	58133	46363	79.8	269	Satkhira	Kolaroa	52061	40931	78.6
192	Khulna	Khulna Sadar	75665	60337	79.7	270	Mymensingh	Haluaghat	67206	52826	78.6
193	Mymensingh	Trisal	92171	73486	79.7	271	Barisal	Gournadi	37180	29212	78.6
194	Sunamganj	Jogonathpur	34465	27477	79.7	272	Patuakhali	Kalapara	53315	41885	78.6
195	Sylhet	Sylhet Sadar	163705	130436	79.7	273	Rangpur	Rangpur Sadar	138375	108636	78.5
196	Sunamganj	Chhatak	55630	44320	79.7	274	Kurigram	Fulbari	41869	32849	78.5
197	Habiganj	Lakhai	29343	23379	79.7	275	Rajbari	Rajbari Sadar	72170	56615	78.5
198	Khagrachhari	Dighinala	17718	14113	79.7	276	Kustia	Mirpur	78245	61377	78.4
199	Pirojpur	Kawkhali	12429	9898	79.6	277	Gazipur	Sreepur	102701	80537	78.4
200	Faridpur	Saltha	34391	27383	79.6	278	Shariatpur	Goshairhat	30342	23790	78.4
201	Nilphamari	Kishoreganj	54152	43109	79.6	279	Mymensingh	Phulpur	124784	97795	78.4
202	Khagrachhari	Matiranga	25265	20110	79.6	280	Naogaon	Atrai	46647	36556	78.4
203	Pabna	Bhangoora	29785	23704	79.6	281	Chandpur	Chandpur Sadar	74517	58339	78.3
204	Gaibandha	Shaghata	55934	44498	79.6	282	Sunamganj	Sulla	20127	15755	78.3
205	Pabna	Bera	58238	46331	79.6	283	Kishoreganj	Kuliarchar	35924	28117	78.3
206	Netrokona	Kalmakanda	51404	40892	79.6	284	Netrokona	Mohonganj	31636	24762	78.3
207	Kishoreganj	Karimganj	55766	44348	79.5	285	Kurigram	Rajarhat	47778	37395	78.3
208	Thakurgaon	Haripur	31708	25217	79.5	286	Chandpur	Faridganj	84299	65952	78.2
209	Madaripur	Shibchar	58682	46664	79.5	287	Barisal	Bakerganj	64805	50670	78.2
210	Satkhira	Satkhira Sadar	94999	75533	79.5	288	Jamalpur	Madarganj	54134	42329	78.2
211	Naogaon	Mohadebpur	69425	55198	79.5	289	Mymensingh	Nandail	83601	65357	78.2
212	Rangpur	Gangachara	68830	54697	79.5	290	Khagrachhari	Panchhari	11768	9200	78.2
213	Lalmonirhat	Kaliganj	53322	42369	79.5	291	Khagrachhari	Manikhhari	11641	9100	78.2
214	Mymensingh	Ishwarganj	81733	64933	79.5	292	Tangail	Tangail Sadar	121032	94586	78.2
215	Narail	Kalia	44854	35626	79.4	293	Sherpur	Sherpur Sadar	123183	96248	78.1
216	Mymensingh	Mukttagacha	90148	71586	79.4	294	Kustia	Khoksa	30542	23856	78.1
217	Thakurgaon	Thakurgaon Sadar	130391	103545	79.4	295	Faridpur	Boalmari	53560	41836	78.1
218	Kustia	Bheramara	51875	41196	79.4	296	Habiganj	Bahubal	35719	27896	78.1
219	Khulna	Fultala	28476	22598	79.4	297	Naogaon	Rani Nagar	42572	33244	78.1
220	Satkhira	Tala	63478	50367	79.4	298	Moulavi Bazar	Sadar	54972	42926	78.1
221	Tangail	Gopalpur	58006	46010	79.3	299	Netrokona	Durgapur	46528	36301	78
222	Bandarban	Lama	19383	15372	79.3	300	Sunamganj	Sadar (South)	29039	22650	78
223	Serajganj	Chouhali	22444	17799	79.3	301	Sylhet	Golapganj	48489	37805	78
224	Cumilla	Brahmanpara	41783	33128	79.3	302	Sunamganj	Bishwamvarpur	27798	21672	78
225	Jamalpur	Bakshiganj	42112	33388	79.3	303	Kustia	Kushtia Sadar	115000	89630	77.9
226	Patuakhali	Mirzaganj	24451	19382	79.3	304	Moulavi Bazar	Barleka	44064	34335	77.9
227	Khulna	Rupsha	38532	30541	79.3	305	Jamalpur	Islampur	67448	52549	77.9
228	Bandarban	Rowangchhari	5484	4346	79.3	306	Cox's Bazar	Coxs Bazar Sadar	83746	65226	77.9
229	Rajshahi	Mohanpur	43743	34649	79.2	307	Kishoreganj	Hossainpur	39068	30431	77.9
230	Mymensingh	Gouripur	63005	49896	79.2	308	Barguna	Betagi	23329	18167	77.9
309	Kurigram	Kurigram Sadar	72600	56533	77.9	387	Dhaka	Tejgaon	148050	113059	76.4
310	Sunamganj	Tahirpur	37291	29020	77.8	388	Kishoreganj	Pakundia	48327	36909	76.4
311	Khagrachhari	Khagrachhari Sadar	14460	11248	77.8	389	Cumilla	Barura	89726	68485	76.3
312	Jhenaidaha	Kaliganj	63469	49374	77.8	390	Manikganj	Manikganj Sadar	65912	50291	76.3
313	Magura	Sripur	37210	28937	77.8	391	Sherpur	Nakla	44262	33772	76.3
314	Narayanganj	Bandar	66906	52034	77.8	392	Chandpur	Matlab (South)	43370	33058	76.2
315	Faridpur	Bhanga	55701	43313	77.8	393	Magura	Mohammadpur	42927	32719	76.2
316	Cox's Bazar	Kutubdia	24175	18795	77.8	394	Barisal	Babuganj	26412	20129	76.2
317	Thakurgaon	Pirganj	48980	38053	77.7	395	Noakhali	Hatiya	76594	58332	76.2
318	Gopalganj	Tungipara	19381	15058	77.7	396	Kurigram	Bhurungamani	66329	50501	76.1
319	Noakhali	Chatkhil	45174	35094	77.7	397	Noakhali	Kabirhat	37201	28316	76.1
320	Netrokona	Modan	27378	21264	77.7	398	Cumilla	Laksham	57290	43577	76.1
321	Thakurgaon	Baliadangi	42838	33266	77.7	399	Chandpur	Sharasti	48779	37091	76
322	Pabna	Pabna Sadar	136289	105797	77.6	400	Habiganj	Chunarughat	62127	47210	76
323	Barguna	Barguna Sadar	59515	46194	77.6	401	Chattogram	Hathazari	73973	56214	76
324	Gazipur	Tongi	36985	28702	77.6	402	Narshingdi	Raipura	113110	85915	76
325	Rajbari	Baliakandi	45180	35057	77.6	403	Manikganj	Daulatpur	35179	26702	75.9
326	Lakshmipur	Ramgoti	42463	32937	77.6	404	Feni	Parshuram	20264	15380	75.9
327	Narshingdi	Narshingdi Sadar	123938	96136	77.6	405	Sunamganj	Dherai	40530	30761	75.9
328	Jhenaidaha	Jhenaidaha Sadar	101091	78410	77.6	406	Sunamganj	Jamalganj	30101	22836	75.9
329	Faridpur	Char Bhadrashion	12973	10059	77.5	407	Khagrachhari	Mahalchhari	9736	7384	75.8
330	Faridpur	Sadarpur	34271	26570	77.5	408	Chattogram	Doublemooring	45100	34175	75.8

Sl. No.	Name of District	Name of Upazila	Total Couples	Total Acceptors	CAR (%)	Sl. No.	Name of District	Name of Upazila	Total Couples	Total Acceptors	CAR (%)
331	Bhola	Borhanuddin	51075	39595	77.5	409	Sylhet	Companiganj	28206	21343	75.7
332	Sylhet	Jaintapur	30641	23746	77.5	410	Narshingdi	Palash	43014	32549	75.7
333	Gopalganj	Kotalipara	43944	34056	77.5	411	Moulavi Bazar	Komolganj	46769	35386	75.7
334	Chattogram	Rawzan	63967	49561	77.5	412	Feni	Feni Sadar	92770	70172	75.6
335	Pirojpur	Mathbaria	49295	38184	77.5	413	Noakhali	Sudharam (Sadar)	90862	68656	75.6
336	Rangpur	Taraganj	35854	27770	77.5	414	Shariatpur	Naria	41251	31157	75.5
337	Tangail	Ghatail	103625	80233	77.4	415	Kurigram	Roumari	44859	33875	75.5
338	Meherpur	Gagni	77412	59909	77.4	416	Cumilla	Meghna	22844	17245	75.5
339	Mymensingh	Bhaluka	90510	69996	77.3	417	Cumilla	Muradnagar	112050	84587	75.5
340	Habiganj	Nabiganj	59548	46040	77.3	418	Noakhali	Begumganj	112532	84821	75.4
341	Shariatpur	Damoddyia	23434	18120	77.3	419	Barishal	Barisal Sadar	83509	62936	75.4
342	Sylhet	Kanaighat	48193	37256	77.3	420	Tangail	Nagarpur	66688	50210	75.3
343	Shariatpur	Janjira	33223	25676	77.3	421	Noakhali	Subarna Char	53903	40552	75.2
344	Bagerhat	Chitalmari	28399	21943	77.3	422	Barishal	Hizla	25478	19156	75.2
345	Netrokona	Khaliajhuri	17274	13340	77.2	423	Cumilla	South	83822	63026	75.2
346	Jhalakati	Jhalakati Sadar	35325	27276	77.2	424	Munshiganj	Tongibari	38729	29107	75.2
347	Jhalakati	Naichhiti	34119	26343	77.2	425	Sylhet	Biswanath	30746	23107	75.2
348	Khulna	Terokhada	26284	20290	77.2	426	Sylhet	Biani Bazar	34123	25639	75.1
349	Madaripur	Kalkini	55283	42675	77.2	427	Chattogram	Sandwip	59720	44853	75.1
350	Dhaka	Savar	148969	114892	77.1	428	Cumilla	Chandina	77774	58397	75.1
351	Chandpur	Hajiganj	63633	49046	77.1	429	Shariatpur	Palong (Sadar)	42361	31791	75.1
352	Sylhet	Balaganj	49722	38319	77.1	430	Noakhali	Sonaimuri	66132	49604	75
353	Pabna	Faridpur	28083	21632	77	431	Narayanganj	Rupganj	96244	72172	75
354	Dhaka	Keraniganj	144258	111112	77	432	Shariatpur	Bhedarganj	44643	33469	75
355	Moulavi Bazar	Juri	25622	19727	77	433	Narshingdi	Monohordi	45760	34281	74.9
356	Cumilla	Adarsho Sadar	112443	86555	77	434	Chattogram	Rangunia	75806	56774	74.9
357	Tangail	Kalihati	90591	69738	77	435	Tangail	Shakhipur	68902	51575	74.9
358	Cumilla	Titash	37527	28849	76.9	436	Lakshmipur	Kamalshahar	34567	25842	74.8
359	Chattogram	Boalkhali	47025	36150	76.9	437	Gazipur	Kaliganj	55474	41435	74.7
360	Barishal	Banaripara	29336	22552	76.9	438	Kurigram	Ulipur	105596	78838	74.7
361	Barishal	Muladi	31187	23975	76.9	439	Feni	Sonagazi	54983	41052	74.7
362	Sylhet	South Shurma	55832	42910	76.9	440	Dhaka	Dhamrai	89770	66941	74.6
363	Tangail	Mirzapur	95613	73464	76.8	441	Madaripur	Rajoir	48037	35759	74.4
364	Jashore	Chowgachha	52505	40329	76.8	442	Narayanganj	Sonargaon	88259	65683	74.4
365	Narshingdi	Belaboo	41678	32005	76.8	443	Naogaon	Dhamoirhat	44609	33144	74.3
366	Netrokona	Purbadhala	55818	42838	76.8	444	Khagrachhari	Ramgarh	12914	9589	74.3
367	Noakhali	Senbag	55102	42262	76.7	445	Cumilla	Homna	40831	30314	74.2
368	Kurigram	Nageswari	102886	78878	76.7	446	Chattogram	Anwara	48162	35749	74.2
369	Moulavi Bazar	Kulaura	61672	47287	76.7	447	Chattogram	Sitakunda	78787	58425	74.2
370	Pabna	Sujanagar	63117	48369	76.6	448	Tangail	Delduar	47813	35445	74.1
371	Rangpur	Kaunia	47374	36284	76.6	449	Cumilla	Nangoikot	77298	57280	74.1
372	Moulavi Bazar	Sreemongal	64092	49091	76.6	450	Munshiganj	Lohajong	31407	23270	74.1
373	Barishal	Mehendiganj	50562	38704	76.6	451	Chandpur	Motlab (North)	58174	43093	74.1
374	Brahmanbaria	Ashuganj	28828	22066	76.5	452	Noakhali	Companiganj	50619	37441	74
375	Chattogram	Panchlaish	32234	24671	76.5	453	Narshingdi	Shibpur	58801	43448	73.9
376	Munshiganj	Serajdikhan	59089	45227	76.5	454	Rangpur	Badarganj	66311	48966	73.8
377	Gazipur	Kaliakair	60610	46360	76.5	455	Manikganj	Harirampur	32432	23939	73.8
378	Jhenaidaha	Sailkupa	81445	62294	76.5	456	Brahmanbaria	Akhaura	30955	22838	73.8
379	Tangail	Basail	39674	30344	76.5	457	Chattogram	Satkania	71138	52361	73.6
380	Narayanganj	Narayanganj Sadar	199145	152283	76.5	458	Munshiganj	Srinagar	58794	43201	73.5
381	Rangpur	Mithapukur	114514	87552	76.5	459	Chandpur	Haimchar	18354	13487	73.5
382	Lakshmipur	Ramganj	61362	46912	76.5	460	Munshiganj	Munshiganj Sadar	81706	60022	73.5
383	Sunamganj	Dowara Bazar	40624	31051	76.4	461	Feni	Fulgazi	24630	18074	73.4
384	Barishal	Agailjhara	28417	21715	76.4	462	Dhaka	Mirpur	85044	62352	73.3
385	Chandpur	Kachua	82390	62956	76.4	463	Cumilla	Daudkandi	73283	53727	73.3
386	Cumilla	Monohargonj	50331	38454	76.4	464	Brahmanbaria	Sadar	79213	58011	73.2
465	Sylhet	Fenchuganj	18687	13663	73.1	474	Chattogram	Fatichhari	108585	78342	72.2
466	Brahmanbaria	Bijoy Nagar	51898	37938	73.1	475	Chattogram	Chandanaish	45242	32537	71.9
467	Lakshmipur	Raipur	59230	43229	73	476	Manikganj	Singair	63725	45572	71.5
468	Munshiganj	Gazaria	31496	22959	72.9	477	Narayanganj	Araihazar	84627	60473	71.5
469	Cumilla	Burichong	68264	49727	72.9	478	Chattogram	Lohagora	50817	36260	71.4
470	Brahmanbaria	Kashba	65710	47761	72.7	479	Chattogram	Mirsharai	85007	60473	71.1
471	Brahmanbaria	Sarail	56899	41337	72.7	480	Brahmanbaria	Nabinagar	97522	69175	70.9
472	Chattogram	Patiya	97773	70664	72.3	481	Habiganj	Madhabpur	65033	45978	70.7
473	Dhaka	Nawabganj	71061	51309	72.2	482	Brahmanbaria	Nasiragar	57072	40267	70.6
						483	Feni	Dagonbhuiyan	53464	37670	70.5

Sl. No.	Name of District	Name of Upazila	Total Couples	Total Acceptors	CAR (%)	Sl. No.	Name of District	Name of Upazila	Total Couples	Total Acceptors	CAR (%)
---------	------------------	-----------------	---------------	-----------------	---------	---------	------------------	-----------------	---------------	-----------------	---------

Table-16: List of Upazila achieved CAR 50-70% up to the end of July 2020

Sl. No.	Name of District	Name of Upazila	Total Couples	Total Acceptors	CAR (%)
1	Dhaka	Dohar	47835	33411	69.9
2	Lakshmipur	Lakshmipur Sadar	138435	94668	68.4
3	Gazipur	Kapasia	71525	46906	65.6
4	Feni	Chhagalnaiya	35250	21866	62
5	Brahmanbaria	Bancharampur	63252	32365	51.2

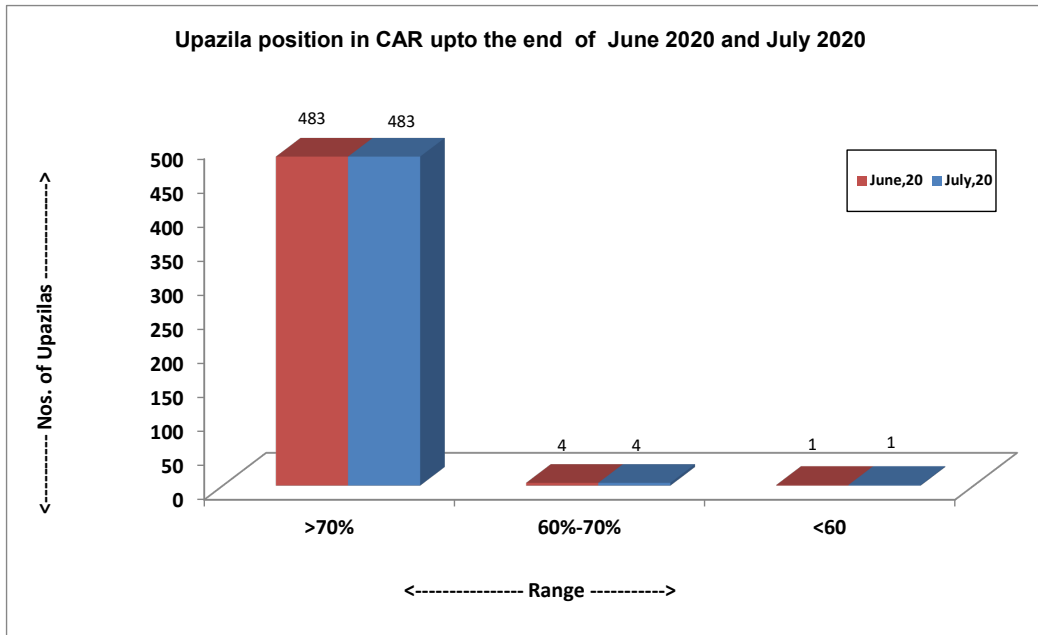


Table -17: Method wise Dropout and Switch Over by Division upto the end of July 2020

Division	Number of Acceptors dropped out and Switch Over									
	Oral Pill		Condom		Injectable		IUD		Implant	
	No Method	Switch Over	No Method	Switch Over	No Method	Switch Over	No Method	Switch Over	No Method	Switch Over
Rangpur	7695	5066	1638	1141	3850	3315	409	249	886	990
Rajshahi	7940	5502	3437	2588	3180	2942	503	207	836	991
Khulna	6215	4085	2671	1459	2667	2414	277	141	609	633
Barisal	4389	3168	1042	539	2189	1594	288	411	731	362
Dhaka	9634	5756	4147	2704	4165	3007	647	318	1034	1018
Mymensingh	4925	2424	1246	635	1857	1210	208	94	413	299
Chattogram	9395	4338	3741	1441	5021	2602	1046	421	1576	867
Sylhet	6093	1895	2047	642	2473	774	233	70	448	192
National	56286	32234	19969	11149	25402	17858	3611	1911	6533	5352

Table -18: Contraceptive Acceptors and Acceptance Rate by Division upto the end of June 2020 and July 2020

Division	Month	Total Eligible Couple	Total Number of Acceptors							CAR (%)
			Permanent Method	IUD	Implant	Injectable	Oral Pill	Condom	Total	
Rangpur	Jun-20	3625424	435739	67814	183387	623815	1421423	164773	2896951	79.91
	Jul-20	3627123	435774	67652	182704	623179	1423713	165069	2898091	79.90
Rajshahi	Jun-20	4223980	473923	97733	188091	607588	1661981	395988	3425304	81.09
	Jul-20	4226879	474228	97693	187366	608359	1663498	396674	3427818	81.10
Khulna	Jun-20	3462442	409720	77017	150816	561501	1253133	310844	2763031	79.80
	Jul-20	3465750	410062	77366	150645	562327	1255064	311155	2766619	79.83
Barishal	Jun-20	1651660	136525	50275	99286	340870	595721	81122	1303799	78.94
	Jul-20	1652517	136620	50184	99507	341312	595651	81738	1305012	78.97
Dhaka	Jun-20	5453752	528296	155551	249052	690168	2081400	492778	4197245	76.96
	Jul-20	5442821	528078	154958	248698	689816	2076843	492823	4191216	77.00
Mymensingh	Jun-20	2279793	191698	52077	119319	320595	1005708	117593	1806990	79.26
	Jul-20	2280995	191833	51956	119217	320706	1006741	117753	1808206	79.27
Chattogram	Jun-20	5111488	423058	180128	263236	809363	1833016	340606	3849407	75.31
	Jul-20	5111366	423292	180462	263137	807160	1834029	340759	3848839	75.30
Sylhet	Jun-20	1735761	203382	52658	94367	243294	620091	132282	1346074	77.55
	Jul-20	1735217	203379	52527	94517	243762	619122	132175	1345482	77.54
National	Jun-20	27544300	2802341	733253	1347554	4197194	10472473	2035986	21588801	78.38
	Jul-20	27542668	2803266	732798	1345791	4196621	10474661	2038146	21591283	78.39

Table -19: Status of Contraceptive Method-Mix based on CAR at the end of the Month of July 20

Method	Rangpur	Rajshahi	Khulna	Barishal	Dhaka	Mymensingh	Chattogram	Sylhet	National
Permanent Method	15.04	13.83	14.82	10.47	12.60	10.61	11.00	15.12	13.00
I U D	2.33	2.85	2.80	3.85	3.70	2.87	4.69	3.90	3.41
Implant	6.30	5.47	5.45	7.62	5.93	6.59	6.84	7.02	6.29
Injectables	21.50	17.75	20.33	26.15	16.46	17.74	20.97	18.12	19.46
Oral Pill	49.13	48.53	45.36	45.64	49.55	55.68	47.65	46.01	48.45
Condom	5.70	11.57	11.25	6.26	11.76	6.51	8.85	9.82	9.40
Total	100.0	100.0	100.0	100.0	100.0	100.0	100.0	100.0	100.0

Method-Mix for the month of July 2020

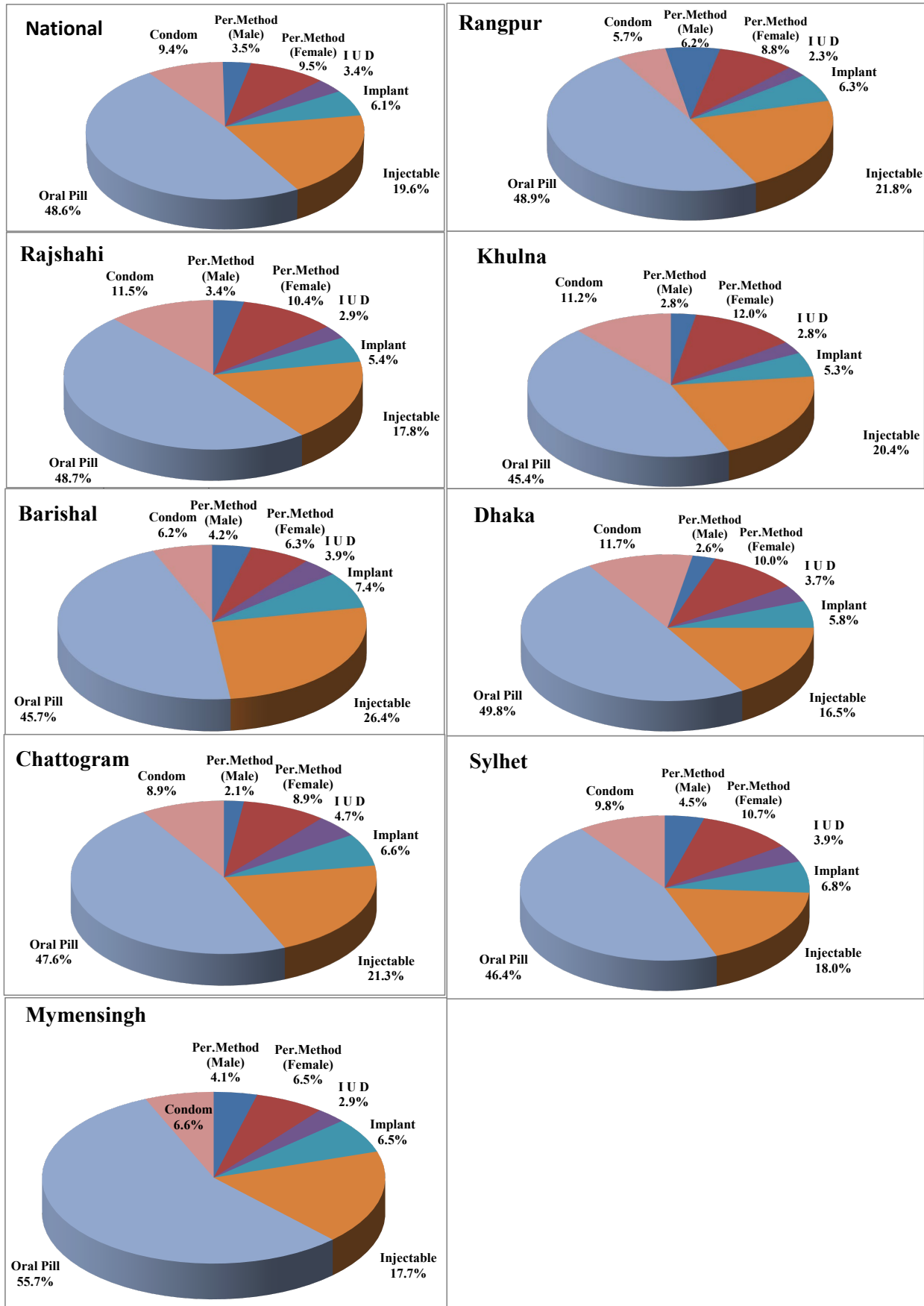


Table -20: Performance by type of MCH services for the month of June 2020 and July 2020

Services		Performance		% Change of June '20 over July,20
		June '20	July '20	
Number of Pregnant Women		871520	879491	0.91
No. of High Risk Pregnant Mother Referred		4451	5010	12.56
Treatment, Adviced & Referred Infertile Couple		97662	108130	10.72
Treatment of RTI/STI (MCHTI, MFSTC, FWVTI-Raj & MCWCs)		4450	4549	2.22
Antenatal Care	1 st visit (within 4 Month)	155849	154567	-0.82
	2 nd visit (within 6 Month)	103653	109386	5.53
	3 rd visit (within 8 Month)	85356	87892	2.97
	4 th visit (in 9 th month) (including MCHTI, MFSTC & FWVTI-Raj)	73470	76178	3.69
Delivery conducted in MCHTI, MFSTC, FWVTI-Rajshahi, MCWC, UHC, UH&FWC & NGO Clinics	Normal	40701	41740	2.55
	C-Section	36090	37316	3.40
	Total Delivery	76791	79056	2.95
Postnatal Care (including MCHTI, MFSTC, FWVTI-Raj, MCWC, UHC, UH&FWC)	PNC-1 (within 24 Hour)	34356	37069	7.90
	PNC-2 (within 2- 3 day)	29766	32502	9.19
	PNC-3 (within 7 -14 day)	31666	34347	8.47
	PNC-4 (within 42-48 day)	38518	41070	6.63
TT for Women (15 - 49 Yrs.)	1 st dose	97662	108130	10.72
	2 nd dose	92830	106331	14.54
	3 rd dose	98006	107085	9.26
	4 th dose	92142	100999	9.61
	5 th dose	91916	100010	8.81
Immunization	BCG (Vaccine)	137736	139184	1.05
	PCV 1	145162	147739	1.78
	PCV 2	134061	150596	12.33
	PCV 3	124087	139178	12.16
	MR Vaccine 1st Dose	135157	132308	-2.11
	MR Vaccine 2nd Dose	120510	120330	-0.15
Number of ECP acceptors		8051	7043	-12.52
Number of MR done (Both Govt. & NGOs)		1041	1187	14.02
Total Live Births		102970	103742	0.75
Still Births (Including MCHTI, MFSTC & FWVTI-Raj)		205	374	82.44
Death	Neonatal Deaths (0 - 28 day)	234	267	14.10
	Infant Death (29 days -<1 Yr.)	78	98	25.64
	Child Death (1 - <5Yrs.)	6	6	0.00
	Maternal Deaths	68	65	-4.41
	Other Death	23302	22879	-1.82
	Total Death	23685	23315	-1.56
No. of Health Education in UH&FWC		4028	6917	71.72

Table -21: Performance by type of Nutrition services for the month of June 2020 and July 2020

Services		Performance		% Change of June '20 over July,20
		June '20	July '20	
Nutrition Services for Pregnant Women, 0-59 months aged child and Mother	Counseling on IYCF, IFA, Vitamin-A and Hand washing	609417	624762	2.5
	Received IFA & Calcium Tablet (0-23 months child mother)	112831	123362	9.3
	Exclusive Breast feeding up to 6 months	152899	158446	3.6
	No. of children (6-23Month) feeding complementary foods	170236	172985	1.6
	Feeding Tablet Vitamin A (6-59 months Child)	3785	3931	3.9
	Received Tablet anti-helminthics (24-59months Child)	36848	39811	8.0
	Feeding Zink pill with ORS suffering form diarrhoea	5067	3793	-25.1
	Identifying Suffering from MAM	6016	6380	6.1
	Suffering from SAM & Referred	2016	2224	10.3
	Identifying Child Stunting	2694	2838	5.3
	Identifying Child Wasting	3227	2845	-11.8
	Identifying Child Under weight	3428	3644	6.3

Annex - A: Summary of the Couples and Acceptors by Month Since February 2020

Indicators		Feb.'20	March.'20	April.'20	May.'20	June.'20	July.'20
Number of Total Couples		27496025	27463140	27518538	27546921	27544300	27542668
Number of Total Acceptors		21565373	21540144	21555207	21588097	21588874	21591283
CAR (Contraceptive Acceptance Rate)		78.43	78.43	78.33	78.37	78.38	78.39
Method Specific Acceptors(Cumilative) by Month Since February 2020							
Indicators		Feb.'20	March.'20	April.'20	May.'20	June.'20	July.'20
Permanent Method (Male)Total		748102	739987	746770	747678	745292	746777
Permanent Method (Female) Total		2051713	2049643	2054699	2055703	2057122	2056489
Permanent Method (Total)		2799815	2789630	2801469	2803381	2802414	2803266
IUD (Users)Total		736568	736789	734581	734671	733253	732798
Implant (Users) Total		1353757	1356909	1355839	1352434	1347554	1345791
Injectable (Acceptors) Total		4207378	4200195	4195692	4198717	4197194	4196621
Oral Pill (Acceptors) Total		10435519	10425137	10442513	10465308	10472473	10474661
Condom (Acceptors) Total		2032336	2031484	2025113	2033586	2035986	2038146
Reporting Status	Number of Districts reported	64	64	64	64	64	64
	Number of Upazilas reported	488	488	488	488	488	488
Method Specific Absolute Performance by Month Since February 2020							
Indicators		Feb.'20	March.'20	April.'20	May.'20	June.'20	July.'20
Permanent Method (Male, Cases)		2707	1758	263	121	541	923
Permanent Method (Female, Cases)		6104	5010	1822	2610	4380	5051
Permanent Method (Total, Cases)		8811	6768	2085	2731	4921	5974
I U D (in cases)		13467	10899	4951	5666	7488	9246
Implant (Cases)		33401	22313	1851	2530	8668	16832
Injectables (Doses)		868019	786949	623230	656370	770039	772292
Oral Pill (Cycles)		6699482	6470474	5504306	5852316	5945947	5761898
Condom (Pieces)		9108225	8504781	6380180	6894597	7600866	7820706
Performance by types of MCH services by month since February 2020							
Services		Feb.'20	March.'20	April.'20	May.'20	June.'20	July.'20
Number of Pregnant Women		933035	959575	878801	865368	871520	879491
No. of High Risk Pregnant Mother Referred		5865	4975	3757	4569	4451	5010
Antenatal Care	1 st visit (within 4 Month)	164875	141654	93692	107216	155849	154567
	2 nd visit (within 6 Month)	133219	113498	79811	83925	103653	109386
	3 rd visit (within 8 Month)	109296	95926	68240	71268	85356	87892
	4 th visit (in 9 th month) (including MCHTI, MFSTC & FWVTI-Raj)	91154	80235	58960	62291	73470	76178

Services		Feb.'20	March.'20	April.'20	May.'20	June.'20	July.'20
Institutional Delivery(MCHTI, MFSTC, FWVTI-Raj., MCWC, UHC, UH&FWC & NGO)	Normal	45749	42827	37686	40436	40701	41740
	Caesarian	39832	37411	32591	33808	36090	37316
	Total	85581	80238	70277	74244	76791	79056
Non-Institutional Delivery	At Home by Trained Persons	36767	34788	33385	34287	34892	34130
	At Home by Non-Trained Persons	12493	11899	11019	11953	11899	11028
	Total	49260	46687	44404	46240	46791	45158
Total Delivery		134841	126925	114681	120484	123582	124214
Postnatal Care	PNC-1 (within 24 Hour)	41384	37156	29855	32272	34356	37069
	PNC-2 (within 2- 3 day)	37619	33242	25268	27172	29766	32502
	PNC-3 (within 7 -14 day)	41552	36316	27260	29370	31666	34347
	PNC-4 (within 42-48 day) (including MCHTI, MFSTC & FWVTI-Raj)	50602	42658	30953	34013	38518	41070
Postnatal care by trained person till two days in Home Delivery		5974	6394	4584	4999	5929	5825
No. of uses 7.1% chlorhexidine digluconate for umbilical cord care		33598	30894	26146	28092	28229	30504
TT for Women (15 - 49 Yrs.)	1 st dose	116714	111121	74024	73676	97662	108130
	2 nd dose	116192	106907	75714	72192	92830	106331
	3 rd dose	109964	106796	73771	75354	98006	107085
	4 th dose	103555	98059	71328	69305	92142	100999
	5 th dose	105421	97716	71274	70572	91916	100010
Immunization	BCG (Vaccine)	137434	141666	121343	85180	85180	139184
	PCV 1	151824	157481	138840	88854	88854	147739
	PCV 2	151395	161531	130371	86759	86759	150596
	PCV 3	147182	151263	130725	91434	91434	139178
	MR Vaccine 1st Dose	127190	129747	115441	77582	77582	132308
	MR Vaccine 2nd Dose	121199	126157	106672	74456	74456	120330
Number of ECP acceptors		6587	7101	4970	5527	5527	7043
Number of MR done (Both Govt. & NGOs)		1612	1574	953	885	885	1187
General Treatment		2495424	2545127	1437601	1435522	1435522	2038208
*Total Live Births		112207	105494	96923	100928	100928	103742
Still Births (Including MCHTI, MFSTC & FWVTI-Raj)		244	159	159	183	183	374
Death	Neonatal Death (0 - 28 day)	399	297	234	223	223	267
	Infant Death (29 days -<1 Yr.)	188	122	81	64	64	98
	Child Death (1 -< 5 Yrs.)	14	11	11	16	16	6
	Maternal Death	87	61	45	82	82	65
	Other Death	28252	23150	18336	19706	19706	22879
	Total Death	28940	23641	18707	20091	20091	23315
* Live births conducted at Govt. MCH, DH, MCWC, UHC, UH&FWC, NGOs and Home. The information is collected by FWAs through field visit.							

RH-EOC Performances of MCWCs, MCHTI and MFSTC for the Month of July, 2020

	MCWC		ANC 1st	ANC total	PNC total	Delivery			Gen. Pt	RTI/ STI	Med .	Child Care		SB	IUD	MR	Immu nizati	Tube ctom	NSV	Implant	IUD	Injectable	Oral pill	Condom person
						NVD	C/S	T.D				0-1yr	1-5yr											
Rajshahi Division																								
1	Bogra	C- EOC	350	428	87	63	25	88	206	0	1	96	14	0	2	0	0	1	0	16	0	4	36	61
2	Dupchacia, Bogra	B-EOC	90	123	25	12	0	12	478	10	0	12	49	0	0	0	29	14	0	36	3	10	7	10
3	Naogaon	C-EOC	244	327	24	19	0	19	141	8	4	9	4	0	0	0	138	0	0	0	2	1	100	106
4	Joypurhat	C- EOC	104	326	35	26	0	26	1183	33	5	33	82	0	1	6	372	7	0	61	15	36	62	50
5	Rajshahi	C- EOC	267	893	48	32	11	43	1439	18	25	53	102	0	0	0	0	4	0	12	4	8	22	52
6	Natore	C- EOC	131	230	58	46	6	52	679	13	4	180	179	0	0	22	476	1	0	61	14	2	54	105
7	Pabna	C- EOC	251	568	114	83	14	97	306	10	0	124	95	0	2	0	0	0	39	11	37	139	32	
8	Sirajganj	C- EOC	128	267	68	26	10	36	1066	11	5	127	129	0	0	9	0	1	1	25	6	161	234	28
9	Chapai-Nawabganj	C- EOC	231	399	150	88	4	92	405	18	0	47	93	0	0	6	0	23	4	39	46	86	129	96
Rangpur Division																								
10	Rangpur	C- EOC	183	336	35	19	6	25	402	0	0	22	146	0	0	0	0	1	1	105	13	85	115	78
11	Dinajpur	C- EOC	195	346	50	14	2	16	347	0	2	22	50	0	0	0	528	0	0	2	5	7	219	183
12	Thakurgaon	C- EOC	184	436	73	28	0	28	584	15	0	47	107	0	0	3	372	0	0	21	2	181	73	32
13	Gaibandha	C-EOC	175	486	207	185	0	185	288	21	23	191	73	0	1	27	0	24	0	128	6	9	5	5
14	Nilphamari	C- EOC	181	385	39	26	0	26	694	22	12	57	149	0	0	9	0	6	0	66	2	111	73	0
15	Syedpur, Nilphamari	B- EOC	90	176	55	33	0	33	438	4	4	41	97	0	0	0	5	0	28	5	165	182	47	
16	Kurigram	C-EOC	292	334	84	43	0	43	191	16	54	46	28	0	0	10	158	13	1	40	6	80	126	46
17	Lalmonirhat	C- EOC	105	233	73	19	0	19	430	25	3	109	107	0	0	0	0	5	0	14	0	63	69	28
18	Panchagore	C-EOC	119	252	29	8	0	8	162	33	0	12	67	0	0	12	255	14	0	0	8	40	12	22
19	Boda, Panchagar	C-EOC	85	215	41	22	0	22	213	5	48	21	49	0	0	0	5	12	0	7	2	177	68	21
Dhaka Division																								
20	Narayanganj	C- EOC	300	418	32	11	1	12	186	4	0	22	40	0	0	4	0	0	0	13	0	67	119	89
21	Munshiganj	C- EOC	240	463	56	46	7	53	436	4	0	21	33	0	0	8	426	25	0	9	3	141	158	66
22	Manikganj	C- EOC	200	520	59	23	21	44	303	82	0	100	69	0	0	4	0	17	0	71	3	15	195	158
23	Narsingdi	C-EOC	560	1588	151	80	35	115	1450	82	57	121	703	0	0	15	240	4	0	52	23	87	157	23
24	Tangail	C-EOC	100	193	84	24	2	26	718	18	0	30	6	0	0	1	0	0	0	20	0	25	155	33
25	Sherpur	C-EOC	241	373	77	63	0	63	106	11	0	63	48	0	0	1	0	51	1	27	2	15	70	25
26	Mymensingh	C-EOC	35	369	180	83	0	83	480	9	0	130	85	0	0	4	0	0	0	1	10	15	83	57
27	Kishoreganj	C- EOC	167	330	129	54	0	54	203	17	0	54	177	0	0	15	52	64	0	51	4	17	419	116
28	Jamalpur	C- EOC	74	257	67	44	5	49	250	15	5	67	100	0	1	16	389	20	0	41	3	81	136	73
29	Netrokona	C-EOC	421	694	137	103	3	106	472	67	35	110	128	0	2	10	697	39	0	22	5	60	339	58
30	Rajbari	C- EOC	255	446	47	26	4	30	762	39	7	49	87	0	0	7	578	0	1	71	5	39	107	35
31	Faridpur	C- EOC	160	225	96	40	7	47	106	28	0	106	90	0	2	13	0	0	0	4	9	149	157	13
32	Madaripur	C- EOC	120	220	96	84	2	86	190	10	5	10	20	0	0	6	0	10	0	13	33	106	209	15
33	Gopalganj	C- EOC	65	94	36	8	7	15	637	30	0	20	33	0	0	12	0	2	0	37	1	26	82	61

Khulna Division																								
34	Jessore	C- EOC	184	302	55	14	5	19	201	9	7	11	11	0	0	8	386	0	0	34	3	13	32	29
35	Magura	C- EOC	118	180	59	29	0	29	428	18	4	41	27	0	1	8	0	0	0	39	28	30	8	18
36	Narail	C-EOC	144	188	38	32	1	33	413	27	3	46	47	0	1	0	331	0	0	2	3	22	31	24
37	Jhenaidah	C-EOC	90	258	50	13	0	13	944	99	1	35	41	0	0	8	7	44	0	44	22	62	273	113
38	Meherpur	C- EOC	147	236	31	23	0	23	405	3	26	30	52	0	0	0	114	37	0	20	3	3	31	33
39	Chuadanga	C-EOC	190	328	44	33	11	44	400	16	16	27	67	0	0	2	227	52	0	48	10	32	37	26
40	Khulna	C-EOC	163	373	126	20	0	20	1034	0	4	166	78	0	0	0	614	12	0	5	1	28	89	69
41	Bagerhat	C-EOC	70	128	51	23	0	23	609	19	8	394	386	0	0	12	660	15	0	60	6	44	108	30
42	Satkhira	C- EOC	149	246	10	0	0	0	763	64	6	100	152	0	0	2	0	5	0	0	0	32	178	246
43	Nalta, Kaliganj, Satkhira	B-EOC	59	153	19	6	0	6	502	3	0	20	93	0	0	4	33	11	0	3	0	2	19	6
44	Kustia	C-EOC	182	274	31	13	0	13	343	14	1	55	46	0	0	8	53	0	1	40	20	11	28	29
45	Kumarkhali, Kustia	C- EOC	85	109	46	20	0	20	346	0	0	96	76	0	0	0	159	11	0	28	10	5	58	45
Barisal Division																								
46	Barisal	C-EOC	113	169	40	15	5	20	167	14	36	28	36	0	0	4	424	1	0	2	0	17	254	55
47	Gournadi, Barisal	C-EOC	27	54	16	5	0	5	416	25	0	23	42	0	0	0	16	15	0	16	6	33	16	3
48	Bhola	C-EOC	70	161	74	68	2	70	352	24	8	23	131	0	0	7	0	8	1	67	7	12	50	25
49	Lalmohon, Bhola	C- EOC	114	320	214	116	0	116	500	70	5	163	248	0	2	10	0	1	0	0	1	70	119	9
50	Barguna	C-EOC	44	119	70	20	0	20	856	50	0	42	163	0	0	2	119	20	6	73	9	58	57	6
51	Pirojpur	C- EOC	128	267	68	26	10	36	1066	11	5	127	129	0	0	9	0	1	1	25	6	161	234	28
52	Jhalokhati	C-EOC	150	300	27	13	0	13	703	8	3	82	107	0	0	29	0	21	0	88	14	238	163	60
53	Patuakhali	C- EOC	204	338	22	6	0	6	370	20	0	71	95	0	0	18	307	16	1	46	12	133	378	34
Chittagong Division																								
54	Cox's Bazar	C- EOC	410	1175	269	74	0	74	315	35	5	210	228	0	2	0	273	8	0	20	16	95	119	35
55	Khagrachari	C- EOC	90	136	102	35	8	43	109	6	4	45	65	0	0	0	0	1	0	10	19	26	40	7
56	Bandarban	C- EOC	20	94	29	21	0	21	87	11	2	9	14	0	0	2	221	0	1	15	1	14	153	108
57	Rangamati	C- EOC	117	232	85	19	3	22	361	22	0	49	35	0	1	8	727	0	0	13	9	44	27	7
58	B. Baria	C- EOC	243	427	117	66	6	72	392	0	0	51	137	0	0	4	1155	2	0	57	6	62	465	103
59	Comilla	C- EOC	129	391	65	28	0	28	246	13	0	91	49	0	0	0	2079	1	1	28	5	56	79	18
60	Nangalkot, Comilla	B-EOC	124	124	90	61	0	61	200	15	0	19	19	0	0	4	0	4	0	54	10	6	24	10
61	Feni	C- EOC	464	643	93	79	5	84	170	70	0	118	93	0	0	0	0	2	0	35	18	18	51	27
62	Chandpur	C- EOC	344	595	181	80	4	84	451	20	0	102	113	0	0	6	320	33	0	97	15	67	173	46
63	Laxmipur	C- EOC	261	589	238	107	6	113	167	30	0	159	42	0	2	29	425	2	1	25	41	100	98	27
64	Noakhali	C-EOC	66	75	30	15	0	15	197	4	0	28	27	0	0	3	46	0	0	40	3	14	24	26
65	Begumganj, Noakhali	C-EOC	112	195	72	26	3	29	88	32	2	29	67	0	0	0	0	30	0	116	4	90	115	23
66	Pauchuria, Patiya	C- EOC	220	347	126	81	0	81	262	11	0	92	36	0	0	6	0	0	0	15	5	19	18	2
67	Bakolia, Ctg	C- EOC	139	271	52	50	1	51	350	20	5	30	56	0	0	1	0	0	0	11	7	18	53	10
Sylhet Division																								
68	Sylhet	C-EOC	20	30	6	4	0	4	149	0	0	3	22	0	0	0	7	0	0	1	0	16	35	9
69	Hobiganj	C- EOC	65	230	100	70	0	70	240	11	1	61	124	0	4	10	0	10	2	48	23	21	118	48
70	Sunamganj	C-EOC	37	72	68	52	0	52	252	0	0	6	26	0	0	10	0	19	0	18	10	26	444	52
71	Moulavibazar	C- EOC	274	376	122	54	16	70	445	12	1	82	129	0	0	0	42	17	3	38	19	204	211	34
Others :																								
72	MCHTI , Dhaka	C-EOC	1800	3654	800	82	182	264	700	25	0	1024	507	0	0	12	1214	10	0	9	48	54	126	254
73	MFSTC, Dhaka	C-EOC	1889	4547	664	281	265	546	1428	0	0	620	230	0	0	6	4754	28	229	203	100	5	12	21
74	FWVTI, Rajshahi	C-EOC	103	225	16	8	0	8	244	15	1	9	19	0	0	0	1	12	0	6	3	62	59	93
Total			15701	31881	6958	3269	705	3974	33622	1524	453	6569	7304	0	24	452	19429	812	256	2631	774	4129	8718	3672

Annex - C : City Corporation wise Contraceptive Acceptors and Acceptance Rate (CAR) (Partial) at the end of the month of July 2020

Name of the City Corporation	Eligible Couple	Oral Pill	Condom	Injectable	I U D	Implant	Permanent Method			Total Acceptors	CAR(%)
							Male	Female	Total		
Rangpur City Corporation	105371	38948	10031	17485	1179	5514	3392	6372	9764	82921	78.69
Rangpur Division	105371	38948	10031	17485	1179	5514	3392	6372	9764	82921	78.69
Rajshahi City Corporation	102268	30057	26745	17175	759	2029	572	6225	6797	83562	81.71
Rajshahi Division	102268	30057	26745	17175	759	2029	572	6225	6797	83562	81.71
Khulna City Corporation	134905	32626	27858	26099	4639	7740	4866	5659	10525	109487	81.16
Khulna Division	134905	32626	27858	26099	4639	7740	4866	5659	10525	109487	81.16
Barishal City Corporation	25354	10510	4553	2192	270	1636	243	920	1163	20324	80.16
Barishal Division	25354	10510	4553	2192	270	1636	243	920	1163	20324	80.16
Dhaka City Corporation	96762	29855	12423	14661	2995	4297	3534	5414	8948	73179	75.63
Gazipur City Corporation	111035	47772	10596	12957	3035	4667	1727	7738	9465	88492	79.70
Narayanganj City Corporation	111923	40425	12518	15141	2476	4127	3878	5672	9550	84237	75.26
Dhaka Division	319720	118052	35537	42759	8506	13091	9139	18824	27963	245908	76.91
Chattogram City Corporation	80825	27232	10841	9654	3411	4683	1982	3663	5645	61466	76.05
Chattogram Division	80825	27232	10841	9654	3411	4683	1982	3663	5645	61466	76.05
Sylhet City Corporation	29629	11406	4043	3308	432	1455	685	2361	3046	23690	79.96
Sylhet Division	29691	10612	3625	2969	411	1342	686	2284	2970	21929	73.86
Mymensing City Corporation	34683	14221	3213	3810	859	2466	1542	2252	3794	28363	81.78
Mymensing Division	34683	14221	3213	3810	859	2466	1542	2252	3794	28363	81.78
Total	832817	282258	122403	122143	20034	38501	22422	46199	68621	653960	78.52

Distribution (Not According to Seniority)

A:

1. Principal Secretary to the Honorable Prime Minister, Prime Minister's Office, Tejgaon, Dhaka.
2. Secretary, Medical Education & Family Welfare Division, Ministry of Health & Family Welfare, Bangladesh Secretariat, Dhaka.
3. Secretary, Finance Division, Ministry of Finance, Bangladesh Secretariat, Dhaka.
4. Secretary, Ministry of Planning, Planning Commission, Sher-e-Bangla Nagar, Dhaka.
5. Member, SEI Division, Planning Commission, Sher-e-Bangla Nagar, Dhaka.
6. Additional Secretary (Population, Family Welfare & Laws), Medical Education and Family Welfare, Ministry of Health & Family Welfare, Bangladesh Secretariat, Dhaka.
7. P. S. to the Honorable Prime Minister, Prime Minister's Office, Tejgaon, Dhaka.
8. Divisional Commissioner, _____ Division.
9. Joint Secretary (Project Implementation), Medical Education and Family Welfare, Ministry of Health & Family Welfare, Bangladesh Secretariat, Dhaka.
10. Joint Chief, Population Wing, Planning Commission, Sher-e-Bangla Nagar, Dhaka.
11. Deputy Commissioner, _____ District.
12. P.S. to the Honorable Minister, Ministry of Planning, Sher-e-Bangla Nagar, Dhaka for kind information of the Honorable Minister.
13. P.S. to the Honorable Minister, Ministry of Health & Family Welfare, Bangladesh Secretariat, Dhaka, for kind information of the Honorable Minister.
14. Deputy Secretary (Development), Statistics Wing, Planning Division, Ministry of Planning, Sher-e-Bangla Nagar, Dhaka.
15. Deputy Chief (Planning Wing), Medical Education and Family Welfare, Ministry of Health & Family Welfare, Bangladesh Secretariat (Clinic Building), Dhaka

B:

16. Director General, Directorate General of Medical Education, Mohakhali, Dhaka.
17. Director General, Directorate General of Health Services, Mohakhali, Dhaka.
18. Director General, Medical Services, Ministry of Defense, Dhaka Cantonment, Dhaka.
19. Director General, NIPORT, Azimpur, Dhaka.
20. Director General, Nursing and Midwifery, Agargaon, Dhaka.
21. Director (Administration/Finance/Logistics & Supply/Planning/Audit/MCH-S), Directorate General of Family Planning, 6, Kawran Bazar, Dhaka-1215.
22. Line Director (CCSDP), Directorate General of Family Planning, 6, Kawran Bazar, Dhaka-1215.
23. Director (IEM) with a request for taking necessary measures for publication of the report in the Media (News Papers, Radios & TVs), 6, Kawran Bazar, Dhaka-1215.
24. Divisional Director, Family Planning, Dhaka/ Chattogram/ Khulna/ Rajshahi/ Barisal/ Sylhet/ Rangpur/ Mymensingh Division.
25. Superintendent, MCHTI, Azimpur, Dhaka/Director MFSTC-Mohammadpur, Dhaka.
26. Additional Director, Central Ware House, Family Planning, Mohakhali, Dhaka.

27. Deputy Director, Family Planning _____ District.
28. Librarian, Medical Education and Family Welfare Division, Ministry of Health & Family Welfare, Bangladesh Secretariat, Dhaka.
29. Assistant Maintenance Engineer, MIS, DGFP (Requested to upload this report to DGFP website (www.dgfp.gov.bd)).
30. Documentation Centre, IEM Unit, DGFP, 6, Kawran Bazar, Dhaka-1215.
31. P. A to Director General, Directorate General of Family Planning, 6, Kawran Bazar, Dhaka-1215.

C:

1. Secretary, PPD, Block-F, Plot-17/B&c, Sehr-e-Bangla Nagar, Agargaon, Dhaka-1207.
2. Health Advisor and Chairperson, HNP Consortium, European Commission. House-7, Road # 84, Gulshan-2, Dhaka.
3. Task Team Leader, Health and Population Program Project, World Bank, E-32, Agargaon, Sher-e-Bangla Nagar, Dhaka-1207.
4. Chief, Population & Health, USAID (US Embassy), Madani Avenue, Gulshan-2, Dhaka.
5. Representative, UNFPA, IDB Bhaban, E/8 Begum Rokeya Sharani, Sher-e-Bangla Nagar, Dhaka-1207.
6. Representative, WHO, House No-12, Road No. 7, Dhanmondi R/A, Dhaka.
7. Representative, UNICEF, 1 No. Mintu Road, Extension Building (Hotel Sheraton), Dhaka
8. Representative, Population Council, House No. CES (B)-21, Road 118, Gulshan, Dhaka.
9. Director General, FPAB, 2, Naya Paltan, Dhaka.
10. Director, ICDDR'B, Mohakhali, Dhaka-1212
11. Executive Director, BAVS, 7/5, Main Road, Mirpur-2, Dhaka.
12. Managing Director, Social Marketing Company (SMC), SMC Tower (6th, 7th & 8th floor) 33, Banani C/A, Dhaka-1213.
13. Executive Director, PSTC, New Circular Road, Dhaka.
14. Country Director, SPS/MSH, House No. 28, Flat W2, Road No. 63, Gulshan-2, Dhaka-1212.
15. Communication/Documentation Officer, Population Council, House # CES (B) 21, Road # 118, Gulshan, Dhaka.