

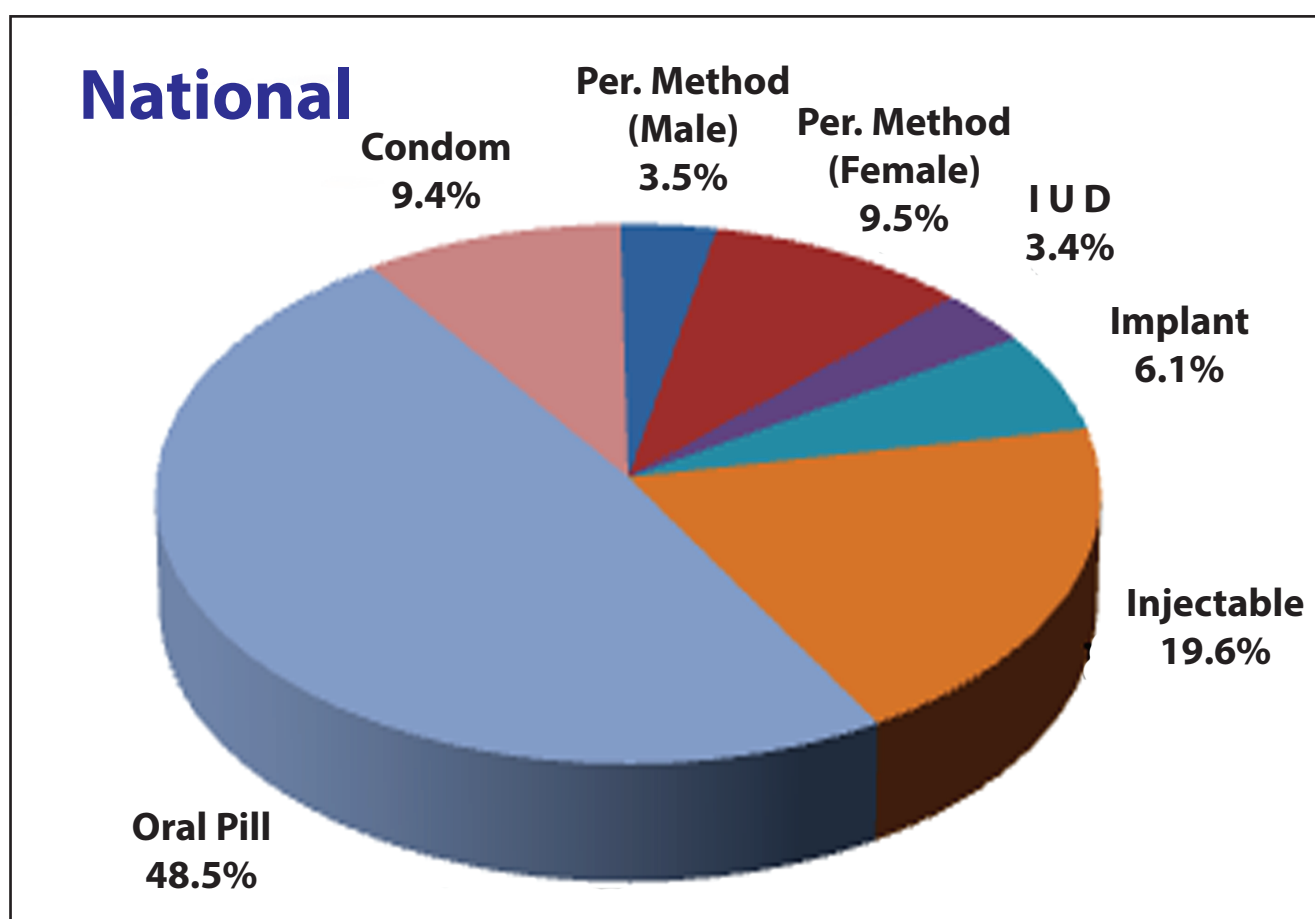
ছেলে হোক, মেয়ে হোক  
দু'টি সন্তানই যথেষ্ট

# MONTHLY REPORT ON

## FAMILY PLANNING, MATERNAL & CHILD HEALTH, REPRODUCTIVE HEALTH AND NUTRITION SERVICES

### June 2020

#### Method-Mix for the month of June 2020



## Preface

I am very much delighted to publish the monthly report of June/2020 of Management Information System (MIS) of Directorate General of Family Planning (DGFP). This monthly report displays our continuous effort to preserve quality data which can be used as a major tool kit for better management and evidence based decision making. The report consists of several information on demographic data associated with family planning, maternal & child health, reproductive health and nutrition services across the country. The report is a regular monthly issue designed to incorporate monthly service statistical progress at district and upazila level.

MIS Unit of Directorate General of Family Planning consists of three sub systems namely Service Statistics (SS), Logistic Management Information System (LMIS) and Human Resource Information System (HRIS). In the year 2011, MIS Unit has developed web-based software to collect, collate and compile service statistics from field level. Online reporting is already an established system at upazila level and we have a plan to scale up e-MIS report at all administrative tiers across the country under 4<sup>th</sup> sector program.

It is important to mention that this monthly report provides mainly service statistics information received from field workers, service delivery points and NGOs. Generally, the objectives of MIS are to develop and strengthen reliable information management system. We are hopeful that this report will help the users at all levels to compare and analyze the latest information on family planning, maternal, child and adolescent health.

Finally, I convey my sincere thanks to the personnel of MIS Unit who have made diligent effort to prepare this report in time. I cordially request all the users of this monthly report to provide their valuable suggestions and feedback (if any) through the e-mail address ([dirmis@dgfp.gov.bd](mailto:dirmis@dgfp.gov.bd)) for its further improvement.

Khan Md. Rezaul Karim  
Joint Secretary, MEFWD

And

Director (MIS) & Line Director  
Directorate General of Family Planning

# Table of Contents

<b><u>Sl. No</u></b>	<b><u>Contents</u></b>	<b><u>Page #</u></b>
1.	At a glance of FP Performance for the month of May 2020 and June 2020.....	02
2.	At a glance of the MCH and Reproductive Health Services for the month May.'20 and Jun.'20...	03
3.	At a glance of the Nutrition services for the month of May 2020 and Jun 2020.....	04
4.	Introduction .....	05
5.	Family Planning Performance (CAR Related) .....	05
6.	MCH Performance .....	05
7.	Nutrition Programs of the Directorate General of Family Planning .....	06
8.	Highlights Jun 2020.....	06
9.	Table Analysis .....	07
10.	Remarks .....	09
11.	Clarification about some information .....	09
12.	Highest and Lowest Performing districts in clinical methods .....	10
13.	National Projection, Performance and Achievement Rate of Contraceptive Methods .....	11
14.	List of Division according to descending order of Achievement Rate against their projections of Clinical Methods for the period May 2020 to June 2020.....	11
15.	List of 3(three) districts achieved the highest Achievement Rate of Clinical Methods against their Projections for the period July 2019 to June 2020.....	11
16.	List of 3(three) districts achieved the lowest Achievement Rate of Clinical Methods against their Projections for the period May'20 to Jun'20	11
17.	Comparative Statement of contraceptives performance for the period between July2018 to June 2019and July 2019 to June 2020.....	12
18.	Performance & Distribution of Contraceptives by Method for the month of May20 to Jun20	12
19.	Contribution of Government, NGOs and Multisectors in respect of Contraceptive Performance during Jun 2020.....	12
20.	Division wise and NGOs and Multisectors wise Contraceptive Performance for the month of Jun 2020	13
21.	District wise Projection, Performance and Achievement Rate of Permanent and Long Acting Methods	17
22.	District wise Projection, Performance and Achievement Rate of Short Acting Methods .....	19
23.	Method wise Users (Normal & Postpartum as Old, New, Dropout, Postpartum Expire)and CAR by District at the end of June 2020.....	21
24.	Number of New and Total Acceptors up to the end of May 2020 and June 2020.....	33
25.	CAR (%) by Division up to the end of May 2020 and June 2020.....	33
26.	District by Range of CAR up to the end of June 2020 .....	34
27.	District by Range of CAR up to the end of June 2020.....	34
28.	List of Upaziala achieved CAR >70% up to the end of June 2020 .....	35
29.	List of Upaziala achieved CAR 60-70% up to the end of June 2020 .....	38
30.	Method wise numbers of Dropout and Switch Over by Division up to the end of May'20 and June'20	39
31.	Contraceptive acceptors and acceptance Rate by Division up to the end of May'20 and June'20....	39
32.	Status of Contraceptive Method-Mix based on CAR at the end of the month of June 2020.	39
33.	Pie-Chart of Method-Mix for the month of June 2020 .....	40
34.	Performance by type of MCH services for the month of May'20 and June'20 .....	41
35.	Performance by type of Nutrition services for the month of May'20 and June'20.....	42
36.	Summary of the Couples and Acceptors by Month since July 2019... ..	43
37.	Performance of RH-EOC of MCWCs, MCHTI & MFSTC for the month of June 2020.....	45
38.	City Corporation wise Contraceptive Acceptors and Acceptance Rate(CAR) (Partial) at the end of the month of June 2020.....	47

## At a glance of the FP Performance for the Month of May 2020 and June 2020

Indicators	May.'20	Jun.'20
Number of Total Eligible Couples (including Part of the City	27546921	27544300
Number of Total Acceptors (including part of the City Corporations)	21588097	21588801
CAR % (Contraceptive Acceptance Rate)	78.37	78.38
<b>Method specific acceptors (Cumulative) :</b>		
Permanent Method (Male) Postpartum	3737	2595
Permanent Method (Male)	747678	745219
Permanent Method (Female) Postpartum	69000	67156
Permanent Method (Female)	2055703	2057122
Permanent Method (Total)	2803381	2802341
IUD (Postpartum Users)	28478	28297
IUD (Total Users)	734671	733253
Implant (Postpartum Users)	74244	72524
Implant (Total Users)	1352434	1347554
Injectable (Postpartum Acceptors)	169095	168904
Injectable (Total Acceptors)	4198717	4197194
Oral Pill (Postpartum Acceptors)	535400	537997
Oral Pill (Total Acceptors)	10465308	10472473
Condom (Postpartum Acceptors)	148972	149938
Condom (Total Acceptors)	2033586	2035986
<b>Permanent Method (Male) Postpartum</b>		
Permanent Method (Male)	747678	745219
Permanent Method (Female) Postpartum	69000	67156
Permanent Method (Female)	2055703	2057122
Permanent Method (Total)	2803381	2802341
IUD (Postpartum Users)	28478	28297
IUD (Total Users)	734671	733253
Implant (Postpartum Users)	74244	72524
Implant (Total Users)	1352434	1347554
Number of Districts reported	64	64
Number of Upazilas reported	488	488
<b>Range of CAR (%)</b>	<b>No. of Districts</b>	
	<b>May.'20</b>	<b>Jun.'20</b>
00-59	0	0
60-69	1	1
70 & above	63	63
<b>Contraceptive performance and distribution by methods (Absolute Performance) :</b>		
Permanent Method (Male - cases)	121	541
Permanent Method (Female - cases)	2610	4380
Permanent Method (Total - cases)	2731	4921
IUD (Nos.)	5666	7488
Implant (Nos.)	2530	8668
Injectable (Doses)	656370	770039
Oral Pill (Cycles)	5852316	5945947
Condom (Pieces)	6894597	7600866

## At a glance of the MCH and Reproductive Health Services for the Month of May 2020 and June 2020

Services		May.'20	Jun.'20
Number of Pregnant Women		865368	871520
Number of High Risk/Complicated Pregnant Mother		4569	4451
Antenatal Care	1st visit (Within 4 Month)	107216	155849
	2nd visit (within 6 Month)	83925	103653
	3rd visit (within 8 Month)	71268	85356
	4th visit (within 9 Month)	62291	73470
<b>Institutional Delivery</b> (MCHTI, MFSTC, FWVTI-Raj, MCWC, UHC, UH&FWC & NGO Clinics)	Normal	40436	40701
	C-section	33808	36090
	Total Delivery	74244	76791
<b>Non-institutional Delivery</b>	At Home by Trained Persons	34287	34892
	At Home by Non-Trained Persons	11953	11899
	Total Delivery	46240	46791
<b>*Total Live Births</b>		100928	102970
<b>Postnatal Care</b>	PNC-1 (Within 24 Hour)	32272	34356
	PNC-2 (within 2- 3 day)	27172	29766
	PNC-3 (within 7 -14 day)	29370	31666
	PNC-4 (within 42-48 day) (including MCHTI, MFSTC & FWVTI-Raj)	34013	38518
Postnatal Care by trained person (PNC1) till two days at home		4999	5929
No. of uses 7.1% chlorhexidine digluconate for umbilical cord care		28092	28229
<b>TT for Women (15 - 49 years)</b>	1st dose	73676	97662
	2nd dose	72192	92830
	3rd dose	75354	98006
	4th dose	69305	92142
	5th dose	70572	91916
Immunization	BCG	86373	137736
	PCV 1	97647	145162
	PCV 2	88321	134061
	PCV 3	87328	124087
	MR Vaccine 1st Dose	84938	135157
	MR Vaccine 2nd Dose	82669	120510
Number of ECP acceptors		5527	8051
Number of MR done ( Both Govt. & NGOs)		885	885
General Treatment		1435522	1905857
Still Births ( including MCHTI, MFSTC & FWVTI-Raj)		183	205
<b>Death</b>	Neonatal death (0-28 days)	223	234
	Infant Death (29Days to below)	64	78
	Child Death (1 - <5 year)	16	6
	Maternal Death	82	68
	Other Death	19706	23302
	Total	20077	23688
No. of Health Education in UH&FWC		3018	4028

\* Live births conducted at Govt. MCH, DH, MCWC, UHC, UH&FWC, NGOs & Home. The information is collected by FWAs through field visit.

**At a glance of the Nutrition services for the Month of  
May 2020 and June 2020**

Services		Performance	
		May.'20	Jun.'20
Nutrition Services for Pregnant Women, 0-59 months aged child and Mother	Counseling on IYCF, IFA, Vitamin-A and Hand washing	551653	609417
	Number of mother Received IFA & Calcium Tablet	119231	112831
	Received MNP Sachet (6-23 months)	12795	12722
	Exclusive Breast feeding up to 6 months	145007	152899
	Complimentary feeding after 6 months	165826	170236
	Feeding Tablet Vitamin A (6-59months Child)	2128	3785
	Received Tablet anti-helminthics (24-59months Child)	29153	36848
	Feeding Zink pill with ORS suffering form diarrhoea	2655	5067
	Identifying Suffering from MAM	5960	6016
	Suffering from SAM & Referred	2748	2016
	Identifying Child Stunting	2485	2694
	Identifying Child Wasting	2198	3227
	Identifying Child Under weight	2685	3428

## SUMMARY

### Introduction

Bangladesh is divided into eight administrative divisions: Dhaka, Chattogram, Rajshahi, Khulna, Barishal, Sylhet, Rangpur and Mymensingh. Each division is divided into several districts and each district into several upazilas. Each urban area in an upazila is divided into wards. Upazilas are divided into Union Parishads (UPs) and Poursavas. These divisions allow the country as a whole to be separated into rural and urban areas. Management Information System (MIS) has been operational under the Directorate General of Family Planning (DGFP) for a long time. The report of the Contraceptive Performance, MCH, Reproductive Health and Nutrition services is used to be published each month from MIS Unit on the basis of Service Statistics received from the field workers, service delivery clinics and NGOs. Erstwhile Family Welfare Register, however, is the principal source of performance statistics. This report is prepared on the basis of FWA Registers (9th Edition) and Clinic Report. Most of the FWAs visit their working area once in every two months. It is a continuous process. FWA register is modified/updated in every three years.

There is a reporting system to collect the information from the field. MIS Reporting Form-1 is filled up by the FWAs and submitted the same to FPIs. FPI fills up the MIS reporting Form-2 by compiling of all the FWAs (MIS Form-1) report and submits to UFPO office. MIS reporting Form-3 (clinical) is filled up by MO (clinic)/ (MCH-FP)/ (FW)/SACMO/ FWV and is submitted to UFPO office. NGOs of the respective area submit their report to UFPO office through MIS reporting Form-2 and 3 as their requirement. All the reporting Form-2 and 3 are compiled by UFPO office and filled up reporting Form-4 (union wise) and is entered in online web based software (SS). District FP Office reviews and submits that report. It provides information of contraceptive use status of eligible couples and different types of MCH, Reproductive Health and Nutrition services. MIS performance report is primarily used by different level of program managers and supervisors engaged in implementing the Family Planning, MCH, RH and Nutrition program in the country. Besides, different policy makers, decision makers, donor agencies, Development Partners, researchers and other users also use this report.

### Family Planning Performance (CAR related):

Performance reports of June 2020 have been received from all the 64 districts of the country. During the month of June 2020 total numbers of eligible couple were found to be as 27544300 against 27546921 in the previous month. Performances of NGOs are also included in the report as reported by the Upazila Offices. A total of acceptors are 21588874 reported in the month of June'20 as against 21588097 in May'20. The Contraceptive Acceptance Rate (CAR) achieved at the end of the reporting month for six modern methods (Permanent Method, IUD, Implant, Injectable, Oral Pill and Condom) is 78.38% which was 78.37% in May'20. Method Specific Acceptors (Cumulative), Method Specific New Acceptors and Contraceptive distribution by Methods are shown in the summary sheet. It may be noted that the contraceptive acceptance rate is an estimate, based on the client contact and the status of contraceptive acceptance as reported by the field workers based on the entries made in the FWA register. The Contraceptive Prevalence Rate (CPR), on the other hand, is based on periodic surveys that are made on precise statistical procedures.

The acceptance rate is a tentative rate and varies from month to month because of reporting status and coverage. This rate is usually higher than the Contraceptive Prevalence Rate (CPR). CAR is generally used to monitor as a management tool 'on-going' program performance in the country. It is not so much used to evaluate the program impact or goals, which is done by periodical scientific surveys.

### MCH Performance:

In the month of June'20, 871520 pregnant women have been registered. Total number of 4451 pregnant women referred to hospital for their complications. Total no. 146365 patient received services for RTI/STI. Dose-wise TT for Women (15-49 yrs.) and OPV & Pentavalent vaccines were shown in the summary sheet. BCG vaccines were given to 137736 infants during June'20. Visit-wise Antenatal Care is also shown in the summary sheet both of May 2020 and June 2020. Postnatal Care is shown in the summary sheet both May 2020 and June 2020. Number of delivery conducted by the clinics is 76791. Total numbers of delivery at home 34892 by trained personnel and 11899 by non-trained personnel. Still Birth is recorded 205 in June'20 and in



the previous month it was 183. Neo-natal deaths (0-28 days) & Infant deaths (29 days-<1yr.) are recorded to be 234 and 78 in the month of June'20 where these were 223 and 64 in May'20 respectively. A total of 6 child-deaths (1-<5 yrs.) have been reported in the month of June'20 as against 16 in May. Maternal deaths were reported 68 during the month of June'20 which was 82 in May'20. The other deaths were reported 23302 in June'20 but in May'20 the number of such deaths was 19706. General treatments were rendered to 1905857 and 1435522 patients in the month of June'20 and May'20 respectively. In June'20 number of ECP acceptors was 8051 but in May'20 it was 5527. MR done in the reporting month is 885 but in June'20 it was 885. Performance of MCHTI, MFSTC, MCWCs and FWVTI-Rajshahi is also included in the report.

## **Nutrition Programs of the Directorate General of Family Planning**

Country wide nutrition service is going on through National Nutrition Services (NNS) Operational Plan of DGHS under Health Services Division of MOHFW. DGFP is also playing vital role for implementation of nutrition services whole over the country and is rendering nutrition services at field level where activities like MCH services, Adolescent and Family Planning Program is going on. By this time coordination with IPHN and cooperation with "Global Alliance for Improved Nutrition (GAIN), UNICEF and Alive & Thrive" comprehensive nutrition services are running in 91 upazillas of 11 districts through MCH Services Unit of DGFP.

### **Highlights June 2020**

- a) National Contraceptive Acceptance Rate (CAR) based on visited eligible Couples 27544300 is found to be 78.3%. Rajshahi division has achieved the highest acceptance rate 81%, followed by Rangpur division 79.9%. The CAR is found to be 79.8% achieved in Khulna division. The Contraceptive Acceptance Rate has been found to be rather low in Mymensingh 79.2%, Barishal 78.9%, Sylhet 77.5%, Dhaka 76.9% and Chattogram 75.3%.

The highest numbers of Acceptors 4197245 have been reported from Dhaka division followed by 3849407 in Chattogram division, Rajshahi division reported 3425304 acceptors. Acceptors size is however, found much smaller in Rangpur, Khulna, Mymensingh and Sylhet which are 2896951, 2763104, 1806990 and 1346074 respectively and in Barisha ldivision it is 1303799.

- b) Out of 64 reporting districts, all districts have reported contraceptive acceptance rate of 70 percent and above, no district has reported CAR of 60 - 69 percent and no district has reported CAR of < 59 percent.
- c) Out of 488 Upazilas 483 Upazilas have reported CAR at the level >70% and 5 Upazilas have reported CAR level 50-70 percent.

According to the performance of the reporting month (June.20) Joypurhat district recorded the highest achievement rate 81.1%. Chuadanga district has got the 2nd place with 80.4% and Gaibandha district has secured the 3rd position with 72.0% of permanent method. Rajbari district has achieved first position with achievement rate 146.1%; Sherpur district has got the 2nd position with achievement rate 131.2% and Khagrachhari district has recorded the 3rd position with achievement rate 84.2% in IUD. In Implant Jashore district has recorded the highest achievement rate with 100.4%, Jhalakati district has placed in 2nd position with achievement rate 68.0% and Barguna district has got the 3rd position with achievement rate 58.1%. In Injectable Bhola district has recorded the highest achievement rate with 124.6%. In Oral Pill Sherpur District has recorded the highest achievement rate with 231.9% and Sherpur district has recorded the highest achievement rate 93.4% in Condom.

- d) SMC has non reported due to covid 19 situation.
- e) MFSTC, Dhaka has performed highest 186 Caesarian Operations, MFSTC, Dhaka has performed highest 366 of total deliveries. MCHTI, Dhaka has performed 226, Gibandha, MCWC has performed 165 in the reporting month June'20.
- f) (Table 21) In June National Nutrition services information collected by FP workers are as follows: Number of 112831 mothers received IFA, No. of 152899 babies (up to 6 months) exclusive breast feeding and No. of 170236 children (6-23 months) feeding complementary foods. No. of 6016 children suffering



from MAM and 2016 suffering from SAM and referred. No. of Children Stunting, wasting and underweight are 2694, 3227 and 3428 respectively.

## Table Analysis:

**Table 1:** Shows contraceptive performance and Achievement Rate in respect of Permanent, Long Acting and Short Acting methods for the reporting month (June'20) and reporting period (July'19 to June'20) against their respective projections. In the reporting month the achievement rates of Permanent method (Male) 8.1%, Permanent method (Female) 43.6% and Permanent method (Total) 29.4%, IUD 35.5%, Implant 23.1%, Injectable 44.4%, Oral Pill 44.6% and Condom 31.8%. From July'19 to June'20 the achievement rates of Permanent method (Male) 36.8%, Permanent method (Female) 63.0% and Permanent method (Total) 52.5%, IUD 62.3%, Implant 78.2%, Injectable 48.2%, Oral Pill 48.7% and Condom 36.5%.

**Table 2:** Shows the divisions according to descending order of achievement rate against their projection of Permanent and Long Acting methods for the period July'19 to June'20.

**Table 3:** Showing the 3(three) districts which achieved the highest achievement rate against Permanent and Long Acting methods of their projections for the period July'19 to June'20.

**Table 4:** Shows 3(three) districts which achieved the lowest achievement rate of Permanent and Long Acting methods against their projections for the period July'19 to June'20.

**Table 5:** Comparative statement of contraceptive performance against their projection between the period July'18 to June'19 and July'19 to June'20. The Achievement Rate of Permanent Method (Male) was 29.9% in the period of July'18 to June'19 but it shows the higher rate 36.8% in the current period. So it is 6.9% increase than that of July'18 to June'19. Permanent Method (Female) was 51.1% in the period July'18 to June'19 but it shows the higher rate 63.0% in the current period. So it is 11.9% increase than that of July'18 to June'19. Permanent Method (Total) was 42.1% in the period July'18 to June'19, but it shows the higher rate 52.5% in the current period. So it is 10.4% increase than that of July'18 to June'19. IUD achieved the 63.7% in the reporting period July'18 to June'19 but it shows 62.3% in the current period. So it is 1.4% decrease than that of July'18 to June'19. Implant achieved the 83.4% in the reporting period July'18 to June'19 but it shows the lower rate 78.2% in the current period. So it is 5.2% decrease than that of July'18 to June'19. Injectable achieved the 53.4% in the reporting period July'18 to June'19 but in the current period it shows 48.2%. So Injectable is decrease 5.2% than that of July'18 to June'19. Oral Pill achieved the 51.1% in the reporting period July'18 to June'19 but in the current period (July'19 to June'20) it shows 48.7%. In case of Oral Pill 2.5% decrease than that of July'18 to June'19. In case of Condom it achieved 37.6% in the reporting period July'18 to June'19 but in the current period (July'19 to June'20) it shows 36.6%, which is 1.1% increase than that of July'18 to June'19.

**Table 6:** Comparative status of performance and distribution of contraceptive by methods for the month of May'20 and June'20 based on field worker's report. In comparison with that of previous month Permanent Method (male) 77.6% Permanent Method (Female) 40.4%, Overall Permanent Method (Total) 44.5%, IUD 24.3%, Implant 70.8%, Injectable 14.8% Oral Pill 1.6% and Condom 9.3% higher over May,20.

**Table 7:** Shows the share of Government and NGOs and Multisectors by methods in the overall National performance. Government sector has contributed 27.7% in Permanent Method (Male), 86.5% in Permanent Method (Female), 80.0% in Permanent Method (Total), 86.7% in IUD, 83.8% in Implant, 84.0% in Injectable, 90.4% in Oral Pill and 81.7% in Condom in the reporting month June'20. On the other hand NGOs and Multisectors have contributed 72.5% in Permanent Method (Male), 13.5% in Permanent Method (Female), 20.0% in Permanent Method (Total), in IUD 13.3%, in Implant 16.2%, in Injectable 16.0%, in Oral Pill 9.6% and in Condom 18.3% in the reporting month June'20.

**Table 8:** Division wise and NGOs & Multisectoral wise Contraceptive Performance for the month of June'20 are shown in this table. BAVS Dhaka, Dhaka division is in the highest position, Ad-din Medical College Hospital, Dhaka division is in the next and BAPSA, Dhaka division is in the 3rd position in Permanent method. By NGOs and Multisectorals performance of Total Permanent methods are 983 in the reporting month, in which Males are 392 and Females are 591. Total IUD and Implant

996 and 1403 are inserted in the reporting month June'20. Injectable 123455 vials, Oral Pill 573672 cycles and 1393841 of Condom are distributed by NGOs and Multisectorals in the reporting month.

**Table 9:** Shows the projection, performance and achievement rates of Permanent and Long Acting methods in the reporting month June'20 and in the reporting period July'19 to June'20. In the reporting month Joypurhat district has achieved the highest achievement rate of 81.1% and Chuadanga district is the next highest with 80.4% in Permanent Method. In the reporting month Rajbari district has achieved the highest achievement rate of 146.1% and Sherpur district is the next highest with 131.2% in IUD. In the reporting month Jashore district has achieved the highest achievement rate of 100.4% in Implant and Jhalakati district has achieved the next second highest achievement rate with 58.1%. On the other hand, in the reporting period July'19 to June'20 Noakhali district has achieved the highest achievement rate of 167.1% in Permanent Method, Sherpur district has achieved the highest achievement rate of 251.2% in IUD and Sherpur district has achieved the highest achievement rate of 197.2% in Implant.

**Table 10:** Shows the projection, performance and achievement rates of Short Acting methods in the reporting month June'20 and in the reporting period July'19 to June'20. In the reporting month Bhola district has achieved the highest achievement rate of 124.6% and Sherpur district is the next highest with 109.0% in Injectable. Sherpur district has achieved the highest achievement rate of 231.9% in Oral Pill. Sherpur district has achieved the highest achievement rate of 93.4% in Condom. From July'19 to June'20 Bhola district has achieved the highest achievement rate of 138.8% and Sherpur district is the next highest with 124.5% in Injectable, Sherpur district has achieved the highest achievement rate of 264.2% in Oral Pill and Sherpur district has achieved the highest achievement rate of 111.9% in Condom.

**Table 11:** This table shows the Old acceptors, new acceptors and dropout (No method & switch over) cases by districts in the reporting month (June'2020). This table is prepared on the basis of CAR report.

**Table 12:** This table shows the new and total acceptors of the current month in comparison with that of the previous month. The new acceptors of all the methods- Permanent Method(Female), Permanent Method(Male), Permanent Method(Total), Injectable, Oral Pill and Condom have shown decreasing trend but IUD and Implant have shown increasing trend. New acceptors are shown depending on the field workers report which collects from their visiting areas. In case of total acceptors Permanent Method (Male), Permanent Method (Female), Permanent Method (Total) have shown unchanged but IUD, Implant, Injectable, Oral Pill and Condom have shown increasing trend.

**Table 13:** This table shows that Rajshahi division had recorded the highest CAR of 81.09%, next Rangpur division 79.91%, Khulna division 79.80%, Mymensingh division 79.26%, Barishal division 78.94%, Sylhet division 77.55%, Dhaka division 76.96% and Chattogram division 75.31% in the reporting month June'20. Graph-1 shows the division wise CAR for the current month and graph-2 shows the division wise CAR for the current month in comparison with that of previous month.

**Table 14:** Shows that 64 districts have achieved CAR level of 70.0% and above where no district has achieved CAR between 60%-69% and no district has achieved CAR between 0-59% in the reporting month December'19. The graph also shows the same in comparison with previous month.

**Table 15:** List of 483 upazilas among the 488, which have achieved CAR >70.0% in the reporting month.

**Table 16:** List of 4 upazilas which have achieved CAR 60-70% in the reporting month. Graph shows that 483 upazilas out of 488 have achieved CAR level >70%, 4 upazilas have achieved CAR level 60%-70% and 1 upazila has achieved CAR level <60% in the current month. There is graphical presentation is also showing both of May'20 and June'20.

**Table 17:** Shows the dropout and switch over by method and by division for the month of June, 20.

**Table 18:** This table shows the Division-wise comparison of Couples, Contraceptive Acceptors and the Acceptance Rate up to the end of June'20. In the reporting month the highest number of Eligible Couples have been reported from Dhaka division which is 5453752, 2nd highest is Chattogram division which is 5111488, then Rajshahi, Rangpur, Khulna, Mymensingh, Sylhet and Barishal division, which are 4223980, 3625424, 3462442, 2279793, 1735761 and 1651660 respectively. In case of acceptors Dhaka division has been reported the highest number of acceptors which is 4197245 followed by Chattogram division

3849407, Rajshahi division 3425304, Rangpur division 2896951, Khulna division 2763104, Mymensingh division 1806990, Sylhet division 1346074 and Barishal division 1303799.

**Table 19:** This table shows the contraceptive method mix by division for the month of June'20. Sylhet division has contributed the highest rate in Permanent Method with 15.11% among the other divisions. Rangpur division has contributed 15.04%, then Khulna division 14.83% and then Rajshahi division 13.84%. Chattogram division has recorded 4.68% in IUD which is the highest among the other divisions followed by Sylhet with 3.91% and Barishal division 3.86%. Barishal division has contributed the highest rate in Implant with 7.62% followed by Sylhet division with 7.01%. Barishal division has also contributed the highest rate in Injectable with 26.14% then Rangpur division 21.53% and then Chattogram division 21.03 in CAR method mix among all the divisions. Mymensingh division has recorded the highest rate in Oral Pill with 55.66% followed by Dhaka division 49.59 %, Rangpur division 49.07% and Rajshahi division 48.52%. Dhaka division has recorded the highest rate in Condom with 11.74% followed by Rajshahi division 11.56% and Khulna division 11.25% in CAR method mix among all the divisions.

**Pie Charts are showing the national and division wise Method-Mix for the month of June'19.**

**Table 20:** This table shows the performance of MCH and Reproductive Health Services during the month of May'20 and June'20.

**Table 21:** This table shows the performance of Nutrition Services for the month May'20 and June'20 collected by family planning workers.

**Annex A:** Annex- A shows comparative summary key performances since July 2019 to June'20.

**Annex B:** Performance of RH-EOC of MCWC including MCHTI, MFSTC and FWVTI-Raj for the month of June'20.

**Annex C:** City Corporation wise Contraceptive Acceptors and Acceptance Rate(CAR) (Partial) at the end of the month of June'20.

**Remarks:** The achievement of Rangpur division, Chattogram division Dhaka division and Sylhet Division are good against their projection in permanent method, IUD and Implant respectively in the reporting month in comparison with that of other divisions.

**Clarification about the information of summary sheet, table-2 and table-3:**

#### **Method Specific Acceptors:**

In the summary sheet, Method Specific Acceptors is shown based on the field workers' (FWA) visit of the reporting month and also the previous month. These are the cumulative figure which includes previous month's acceptors and reporting month's new acceptors collected by the field workers within their working areas.

#### **Contraceptive distribution by Method:**

In the summary sheet, Contraceptive Performance by Method is prepared based on the performance and distribution of the reporting month. These figures are actual performance of the reporting month which is not comparable with the information written in method specific acceptors.

#### **Table- 9, Table-10 and Table-11**

Performance shown in the table-9 and 10 is the actual performance of the respective month but the new acceptors shown in the table-11 may not be the performance done in the same month. It may happen that the new acceptors accepted method in the previous month but field workers had shown that case in the next month due to their rounding schedule. So the performance of table-9, table-10 will not be the comparable with the new acceptor of table-11.

## Clarification about the information of MCH and Reproductive Health Services:

- Information shown against 'delivery' which were done in MCHTI, MFSTC, MCWCs, UHCs & UH&FWCs is collected through the MIS reporting Form-3. This record is only for DGFP concerned facilities. Deliveries conducted in District Hospitals, Medical Colleges, Private Clinics and performances in the City Corporation (partial) are not included.
- Information shown against the 'live births' conducted at Govt. MCH, DH, MCWC, UHC, UH&FWC, NGOs & Homes is collected by FWAs through field visit. Field workers visit their units monthly and they submit their reports in every month.

## Highest and Lowest performing districts in clinical methods

### Highest performing 3(three) districts in the Month of June '20

Permanent Method					IUD					Implant				
District	Total E. Couple	Monthly Projec.	Ach. In Reporting Month	Ach. Rate (%)	District	Total E. Couple	Monthly Projec.	Ach. In Reporting Month	Ach. Rate (%)	District	Total E. Couple	Monthly Projec.	Ach. In Reporting Month	Ach. Rate (%)
Joipurhat	212653	85	69	81.1	Rajbari	233365	84	123	146.1	Jashore	614423	302	303	100.4
Chuadanga	257448	138	111	80.4	Sherpur	320811	163	214	131.2	Jhalakati	114644	194	132	68.0
Gaibandha	551927	300	216	72.0	Khagrachhari	114361	95	80	84.2	Barguna	197859	476	277	58.1

**Congratulations:** We congratulate the districts for their better performance in clinical methods against projections. We hope the officers and staffs who are involved with the activities will continue their better performance in future.

### Lowest performing 3(three) districts in the Month of June '20

Permanent Method					IUD					Implant				
District	Total E. Couple	Monthly Projec.	Ach. In Reporting Month	Ach. Rate (%)	District	Total E. Couple	Monthly Projec.	Ach. In Reporting Month	Ach. Rate (%)	District	Total E. Couple	Monthly Projec.	Ach. In Reporting Month	Ach. Rate (%)
Rangamati	101232	121	0	0	Sunamganj	402380	565	41	7.3	Thakurgaon	303525	468	6	1.3
Bandarban	73449	74	0	0	Narail	154300	90	10	11.2	Laxmipur	335925	718	20	2.8
Shariatpur	215242	206	2	1.0	Jamalpur	487702	370	45	12.2	Naogaon	589453	788	30	3.8

**Unsatisfactory Performance:** We are sorry for their unsatisfactory low performance in clinical methods against projections. We hope the officers and staffs are involved with the activities will try to overcome from this type of un-satisfactory performance in future.

**Table-1: National Projection, Performance and Achievement Rate of Contraceptive Methods**

Methods	Yearly Projection (2019-20)	Reporting Month		July'19 to June '20	
		Performance (in CYP)	Achi. Rate (%)	Performance (in CYP)	Achi. Rate(%)
Permanent Method (Male)	80000	541	8.1	29404	36.8
Permanent Method (Female)	120595	4380	43.6	75918	63.0
Permanent Method (Total)	200595	4921	29.4	105322	52.5
IUD	253414	7488	35.5	157898	62.3
Implant	450448	8668	23.1	352065	78.2
Injectables	5197836	192510	44.4	2503276	48.2
Oral Pill	10669243	396396	44.6	5191328	48.7
Condom	1914992	50672	31.8	699091	36.5

**Table-2: List of Divisions according to descending order of Achievement Rate against their projections of Clinical Methods for the period July 2019 to June 2020**

Si. No.	Permanent Method (Cases)				IUD (Cases)				Implant (Cases)			
	Division	Yearly Projection	Performance	Achi. Rate (%)	Division	Yearly Projection	Performance	Achi. Rate (%)	Division	Yearly Projection	Performance	Achi. Rate (%)
1	Rangpur	21836	15418	70.6	Chattogram	49702	40248	81.0	Khulna	41140	37138	90.3
2	Dhaka	56528	32604	57.7	Khulna	18928	13998	74.0	Barishal	31775	27460	86.4
3	Khulna	18401	11360	61.7	Dhaka	58112	38982	67.1	Chattogram	85432	67045	78.5
4	Rajshahi	22552	13250	58.8	Rajshahi	32865	19263	58.6	Dhaka	88517	68916	77.9
5	Barishal	13432	6255	46.6	Rangpur	34481	19750	57.3	Rajshahi	64710	48568	75.1
6	Chattogram	35641	14935	41.9	Barishal	19061	9771	51.3	Rangpur	70256	52970	75.4
7	Mymensingh	13790	5559	40.3	Sylhet	16118	7508	46.6	Sylhet	30496	22534	73.9
8	Sylhet	18415	5941	32.3	Mymensingh	24147	8378	34.7	Mymensing	38122	27434	72.0

**Table-3: List of 3 (Three) Districts achieved the highest Achievement Rate of Clinical Method against their projections for the period July 2019 to June 2020**

Si. No.	Permanent Method (Cases)				IUD (Cases)				Implant (Cases)			
	District	Yearly Projection	Performance	Achi. Rate (%)	District	Yearly Projection	Performance	Achi. Rate (%)	District	Yearly Projection	Performance	Achi. Rate (%)
1.	Noakhali	2568	3934	167.1	Sherpur	1957	4506	251.2	Sherpur	5832	10542	197.2
2.	Joipurhat	1021	1541	164.7	Rajbari	1010	1977	213.5	Rajbari	3520	4755	147.4
3.	Sherpur	2058	3067	162.6	Faridpur	2212	3541	174.6	Faridpur	6103	7339	131.2

**Table-4: List of 3 (Three) Districts achieved the lowest Achievement Rate of Clinical Methods against their projections for the period July 2019 to June 2020**

Si. No.	Permanent Method (Cases)				IUD (Cases)				Implant (Cases)			
	District	Yearly Projection	Performance	Achi. Rate (%)	District	Yearly Projection	Performance	Achi. Rate (%)	District	Yearly Projection	Performance	Achi. Rate (%)
1.	Chattogram	4983	101	2.2	Jamalpur	4438	712	17.5	Kushtia	7075	1379	21.26
2.	Cox's Bazar	4192	229	6.0	Narayanganj	10574	2497	25.8	Meherpur	1706	355	22.70
3.	Rangamati	1454	182	13.7	Laxmipur	7039	1679	26.0	Narail	2700	751	30.34

**Table-5: Comparative Statement of contraceptive performance for the period between July 2018 to June 2019 and July 2019 to June 2020**

Methods	Yearly Projection (2018-2019)	July 2018 to June,19		Yearly Projection (2019-2020)	July 2019 to June.20		Change of July'19 to June'20 over July'18 to June'19
		Performance (in CYP)	Achi. Rate (%)		Performance (in CYP)	Achi. Rate (%)	
Permanent Method (Male)	128842	38521	29.9	80000	29404	36.8	6.9
Permanent Method (Female)	174145	88988	51.1	120595	75918	63.0	11.9
Permanent Method (Total)	302987	127509	42.1	200595	105322	52.5	10.4
IUD	281572	179413	63.7	253414	157898	62.3	-1.4
Implant	402396	335450	83.4	450448	352065	78.2	-5.2
Injectables	5184823	2768033	53.4	5197836	2503276	48.2	-5.2
Oral Pill	10642531	5439696	51.1	10669243	5191328	48.7	-2.5
Condom	1910198	718883	37.6	1914992	699091	36.5	-1.1

**Table-6: Performance & Distribution of Contraceptives by Method for the month of May 2020 to June 2020**

Method	Performance		% Change of June'20 over May'20
	May'20	June'20	
Permanent Method (Male, Cases)	121	541	77.6
Permanent Method (Female, Cases)	2610	4380	40.4
Total Permanent Method (Total, Cases)	2731	4921	44.5
I U D (Cases)	5666	7488	24.3
Implant (Cases)	2530	8668	70.8
Injectables (Doses)	656370	770039	14.8
Oral Pill (Cycles)	5852316	5945947	1.6
Condom (Pieces)	6894597	7600866	9.3

**Table :7 Contribution of Government, NGOs and Multisectors in respect of Contraceptive Performance during June 2020**

Method	Performance			Share of Contribution in Percentage	
	Govt.	NGOs & Multisectors	Total	Government	NGOs and Multisectors
Permanent Method (Male, Cases)	149	392	541	27.5	72.5
Permanent Method (Female, Cases)	3789	591	4380	86.5	13.5
Total Permanent Method (Cases)	3938	983	4921	80.0	20.0
IUD (Cases)	6492	996	7488	86.7	13.3
Implant (Cases)	7265	1403	8668	83.8	16.2
Injectable (Doses)	646584	123455	770039	84.0	16.0
Oral Pill (Cycles)	5372275	573672	5945947	90.4	9.6
Condom (Pieces)	6207025	1393841	7600866	81.7	18.3





**Table -8: Division wise and NGO & Multisector wise Contraceptive Performance for the month of June 2020**

Sl No	NGO and Multisectors	Oral Pill (Cycles)	Condom (Pieces)	Injectable (Vials)	IUD (Cases)	Implant (Nos.)	Permanent Method (Nos.)		
							Male	Female	Total
<b>Rangpur Division</b>									
1	Family Planning Association of Bangladesh (FPAB)	15312	23364	2347	1	16	1	1	2
2	Marie Stopes Clinic	1423	2862	392	38	182	2	10	12
3	Palli Shisu Foundation (PSF)	32235	47308	4985	14	0	0	0	0
4	Sunflower	0	0	0	0	0	0	0	0
5	Shanirvar Bangladesh	192	536	443	0	0	0	0	0
6	CMH	295	3448	15	0	0	0	0	0
7	R. H. Steps	249	2644	44	0	0	0	0	0
8	MODEL CLINIC	62	1710	3	0	0	0	12	12
9	MOHILA-O-SHISHU SHASTHA KALLYAN SAMITY	1477	872	617	0	0	0	0	0
10	IPas Bangladesh	112	96	0	0	0	0	0	0
11	Surjer Hasi Network	12106	32260	5055	0	0	0	1	1
12	Friendship Bangladesh	2408	11621	78	0	0	0	0	0
13	Kanchan	5196	12029	1797	0	4	0	2	2
14	Dhaldanga Bohumukhi Samaj Unnayan Sangstha	6655	4500	1175	0	0	0	0	0
15	Lamb Hospital	21	0	60	0	22	1	10	11
16	KMSS	190	340	198	0	4	0	0	0
17	SAF	479	108	16	0	0	0	0	0
NGO Total		78412	143698	17225	53	228	4	36	40
1	BGB	48	1279	1	0	0	0	0	0
2	Srama Kalyan Kendra	8	96	0	0	0	0	0	0
3	DGHS Health Clinic	182	166	7	2	0	0	0	0
4	CMH	158	2114	2	0	0	0	0	0
Multisector Total		396	3655	10	2	0	0	0	0
NGO & Multisector Total		78808	147353	17235	55	228	4	36	40
<b>Rajshahi Division</b>									
1	Family Planning Association of Bangladesh (FPAB)	27375	86864	2593	3	101	1	1	2
2	BAVS	379	3708	68	0	8	37	0	37
3	Marie Stopes Clinic	477	2190	79	22	55	0	0	0
4	Palli Shisu Foundation (PSF)	17377	28200	2674	6	0	0	0	0
5	Jatio Tarun Shanga	12460	16728	2210	4	0	0	0	0
6	Bamaneh	13777	12755	3225	0	0	0	0	0
7	Tilottoma	7093	23602	2841	11	7	1	10	11
8	Anonnya Somaj Kallyan Samity	2859	3555	1049	0	0	0	0	0
9	Shanirvar Bangladesh	659	420	484	2	0	0	0	0
10	Sromo Kallyan Shangstha	381	1380	0	0	0	0	0	0
11	R. H. Steps	272	2448	37	7	0	0	0	0
12	MR CLINIC	1512	2808	19	1	0	0	0	0
13	MODEL CLINIC	357	4248	55	1	0	0	35	35
14	SHEBA PROKALPO	0	0	0	0	0	0	0	0
15	POLLI SHISHU CLINIC	1144	984	649	0	0	0	0	0
16	JTS-GONO UNNAYAN ACADEMY	14391	43776	3761	1	0	0	0	0
17	THANGAMARA	689	4554	128	0	0	0	0	0
18	SHASTO KALLYAN SHANGSTHA	0	0	0	0	0	0	0	0
19	Darpon	4389	5875	1096	1	0	0	0	0
20	IPas Bangladesh	345	1576	8	0	0	0	0	0
21	Surjer Hasi Network	2364	6099	585	0	1	0	5	5
22	Friendship Bangladesh	158	744	0	0	0	0	0	0
23	Population Services & Training Centre (PSTC)	169	2934	184	0	4	0	3	3
24	SORNALY	4536	5396	1043	2	0	0	0	0
25	Chardulai	1440	8162	0	0	0	0	0	0
26	KMSS	313	3600	265	0	0	0	1	1
NGO Total		114916	272606	23053	61	176	39	55	94
1	DGHS Health Clinic	373	668	25	13	5	0	51	51
Multisector Total		373	668	25	13	5	0	51	51
NGO & Multisector Total		115289	273274	23078	74	181	39	106	145
<b>Khulna Division</b>									
1	Family Planning Association of Bangladesh (FPAB)	29813	64209	2111	5	98	1	2	3
2	BAVS	196	0	364	0	0	12	0	12
3	Marie Stopes Clinic	257	3318	50	25	28	0	0	0
4	Palli Shisu Foundation (PSF)	293	398	45	0	3	0	0	0
5	Paribarik Shastha Clinic	1920	7044	877	0	5	0	2	2
6	Jatio Tarun Shanga	5385	11432	1393	0	2	0	4	4
7	Paribar Kallyan Shangstha (PKS)	12109	30676	4711	4	10	0	19	19
8	PSTC	584	2753	1241	0	8	0	0	0
9	BRAC	239	400	28	0	0	0	0	0
10	Sromo Kallyan Shangstha	120	396	0	0	0	0	0	0
11	Ad-Din Medical College Hospital	3601	2015	375	1	0	0	27	27
12	CMH	140	3000	4	0	0	0	0	0
13	BWHC	87	220	36	0	0	0	0	0
14	R. H. Steps	453	2808	106	1	0	0	0	0

Sl. No.	NGO and Multisectors	Oral Pill (Cycles)	Condom (Pieces)	Injectable (Vials)	IUD (Cases)	Implant (Nos.)	Permanent Method (Nos.)		
							Male	Female	Total
15	VPKA (VP KENDRA)	2035	2515	50	0	0	0	0	0
16	CRC	274	1000	68	0	0	0	0	0
17	SGS	3000	6000	300	0	0	0	0	0
18	Police Hospital	51	1170	56	0	0	0	0	0
19	Surjer Hasi Network	3780	30939	1957	4	1	0	3	3
20	Friendship Bangladesh	975	2400	0	0	0	0	0	0
21	BNS TITUMIR	20	0	0	0	0	0	0	0
22	COMUNITY CLINIC	430	1360	188	0	0	0	0	0
23	Peoples Development Community (PDC)	8100	11000	1001	0	0	0	0	0
24	Urban Health Care	0	0	0	1	0	0	1	1
25	KMSS	4386	14300	1503	0	0	0	1	1
	NGO Total	78248	199353	16464	41	155	13	59	72
1	BGB	137	1330	0	0	0	0	0	0
2	Biman Bahini	36	1360	5	0	0	0	0	0
3	Paurasova	96	168	0	0	0	0	0	0
4	DGHS Health Clinic	39	30	60	7	0	0	7	7
5	Jessore Cantonmen	520	1900	15	0	0	0	11	11
	Multisector Total	828	4788	80	7	0	0	18	18
	NGO & Multisector Total	79076	204141	16544	48	155	13	77	90
<b>Barishal Division</b>									
1	Family Planning Association of Bangladesh (FPAB)	7058	18656	1666	1	16	4	3	7
2	BAVS	288	1824	267	0	9	0	0	0
3	Marie Stopes Clinic	465	540	62	15	9	0	0	0
4	Paribarik Shastha Clinic	413	1257	372	0	0	0	0	0
5	Shanirvar Bangladesh	9404	15659	7874	7	0	0	0	0
6	BRAC	47	48	66	0	0	0	0	0
7	R. H. Steps	30	0	7	0	0	0	0	0
8	IPas Bangladesh	0	0	0	0	0	0	0	0
9	Surjer Hasi Network	522	1224	401	10	1	0	0	0
10	Desh Bangla	1549	1449	231	0	4	0	0	0
11	Urban Primary Health Care Project (UPHCP)	626	2270	213	0	0	0	0	0
	NGO Total	20402	42927	11159	33	39	4	3	7
1	Srama Kalyan Kendra	0	0	0	0	0	0	0	0
2	DGHS Health Clinic	165	145	1	0	0	0	0	0
	Multisector Total	165	145	1	0	0	0	0	0
	NGO & Multisector Total	20567	43072	11160	33	39	4	3	7
<b>Dhaka Division</b>									
1	Family Planning Association of Bangladesh (FPAB)	23039	60916	2140	29	49	0	8	8
2	BAVS	2761	15948	600	14	59	160	13	173
3	Marie Stopes Clinic	2701	10080	559	212	111	18	3	21
4	Paribarik Shastha Clinic	162	828	11	0	0	0	0	0
5	Jatio Tarun Shanga	555	3828	563	0	0	0	0	0
6	Bamaneh	3361	11440	436	4	0	0	0	0
7	Paribar Kallyan Shangstha (PKS)	0	0	0	0	0	0	0	0
8	PSTC	8062	10122	778	0	0	0	0	0
9	Shanirvar Bangladesh	44688	63197	4904	19	7	0	1	1
10	BRAC	473	4370	316	11	0	0	0	0
11	Sromo Kallyan Shangstha	123	852	0	0	0	0	0	0
12	Ad-Din Medical College Hospital	1838	3024	251	0	6	0	43	43
13	BAPSA	9978	27817	2610	47	57	38	3	41
14	Radda Barnen	352	2304	324	5	0	0	0	0
15	UTPS	4489	9216	608	28	19	0	6	6
16	PSKP	620	0	125	0	0	0	0	0
17	Gono Shastha Kendra	13	0	14	0	0	0	0	0
18	Anirban Sangsad	363	768	112	0	0	0	0	0
19	ICDDR,B	129	192	31	0	0	0	0	0
20	CMH	324	4296	17	0	0	0	0	0
21	Spire	1125	600	75	0	0	0	0	0
22	Shimantik	4731	9816	956	28	10	0	1	1
23	Nagar Unnoyan Somaj Seba Shangstha	1293	600	79	0	0	0	0	0
24	TDH CLINIC	2880	7200	41	0	0	0	0	0
25	Surja Udoy	0	0	0	0	0	0	0	0
26	SHAKTTI FOUNDATION	0	0	0	0	0	0	0	0
27	BWHC	102	1194	140	0	0	0	0	0
28	SUKHI PARIBAR SANGSTHA	0	0	0	0	0	0	0	0
29	Association in Training & Management (AITAM )	0	0	0	0	0	0	0	0
30	R. H. Steps	421	1500	133	11	7	0	2	2
31	AL-FALAH MOJIN CLINIC	79	494	42	0	0	0	0	0
32	VPKA (VP KENDRA)	9788	43488	2697	6	0	0	0	0
33	VFVA	1961	11340	821	0	0	0	0	0
34	Nari Moytri	2087	9446	1163	1	13	0	1	1
35	SGS	30	20	0	0	0	0	0	0
36	CWFD	356	3128	403	2	0	0	0	0
37	Surjer Hasi Network	9982	24578	2435	10	25	0	1	1
38	Kumudini Hospital	134	1800	9	0	0	0	5	5
39	Family Welfare Assosiation	1275	528	88	0	0	0	0	0

Sl. No.	NGO and Multisectors	Oral Pill (Cycles)	Condom (Pieces)	Injectable (Vials)	IUD (Cases)	Implant (Nos.)	Permanent Method (Nos.)		
							Male	Female	Total
40	Population Services & Training Centre (PSTC)	799	2400	249	1	0	0	0	0
41	Jonoseba M&C W Songstha	10	1404	323	14	0	0	0	0
42	Urban Primary Health Care Project (UPHCP)	886	848	37	0	0	0	0	0
43	Sazeda Foundation	232	912	70	3	0	0	0	0
44	Sonar Bangla Samaj Kalyan	375	2400	0	0	0	0	0	0
45	Adarsha Paribar Kalyan Shangsta	0	0	0	0	0	0	0	0
46	Rural Health Development Organization(RHDO)	15	240	20	0	0	0	0	0
47	Daridra Paribar Seba Songshta	2751	1716	172	0	0	0	0	0
48	NAGAR SASTHO KENDRO	239	1458	67	4	3	0	2	2
49	Urban Health Care	393	2600	143	0	1	0	2	2
50	Ideal Samaj Kallyan Sangatha	750	600	40	0	0	0	0	0
51	Sonali Din	1353	606	73	1	0	0	0	0
52	Ahoshania Mission	2026	13832	493	43	21	5	5	10
53	Active Social Welfare Society	40	2412	495	0	0	0	0	0
54	MISCS	720	600	100	0	0	0	0	0
55	Bashundhara Ad-din Medical College Hospital	45	264	24	0	0	0	2	2
56	Neer Seba Songstha	0	0	0	0	0	0	0	0
NGO Total		150909	377222	25787	493	388	221	98	319
1	Biman Bahini	15	252	0	0	0	0	0	0
2	Sir Salimulla Medical College Hospital (Indoor)	176	0	45	35	47	0	0	0
3	BGME	3696	20347	435	0	0	0	0	0
4	DGHS Health Clinic	112	465	11	2	0	0	1	1
5	Victoria Hospital Narayanganj	229	60	2	0	8	0	0	0
6	Others Private Clinic	0	0	0	0	0	0	107	107
Multisector Total		4228	21124	493	37	55	0	108	108
NGO & Multisector Total		155137	398346	26280	530	443	221	206	427
<b>Mymensingh Division</b>									
1	Family Planning Association of Bangladesh (FPAB)	15505	31868	1008	0	1	0	1	1
2	BAVS	0	0	0	0	0	0	0	0
3	Marie Stopes Clinic	201	8600	65	2	45	0	0	0
4	Paribarik Shastha Clinic	0	0	0	0	0	0	0	0
5	Jatio Tarun Shanga	1791	4982	444	0	0	0	0	0
6	Bamaneh	3135	8963	405	0	0	0	0	0
7	Sunflower	0	0	0	0	0	0	0	0
8	Shanirvar Bangladesh	9828	23052	2823	0	0	0	0	0
9	BRAC	243	504	101	3	0	0	0	0
10	BAPSA	0	0	0	0	0	0	0	0
11	Gono Shastha Kendra	0	0	0	0	0	0	0	0
12	CMH	0	0	0	0	0	0	0	0
13	MALANCHA SEBA SAMITY	0	0	0	0	0	0	0	0
14	SUPIRAT	0	0	0	0	0	0	0	0
15	R. H. Steps	17	12	1	0	0	0	0	0
16	MODEL CLINIC	317	2088	7	0	0	0	0	0
17	CHCP	0	0	0	0	0	0	0	0
18	NSDP	0	0	0	0	0	0	0	0
19	SHASTO KALLYAN SHANGSTHA	0	0	0	0	0	0	0	0
20	Krishi Bisho	0	0	0	0	0	0	0	0
21	IPas Bangladesh	344	750	11	0	0	0	9	9
22	Surjer Hasi Network	3101	9748	748	0	3	0	0	0
23	Friendship Bangladesh	180	152	0	0	0	0	0	0
24	Saya Path	0	0	0	0	0	0	0	0
25	Shastha Prokalpo	21	0	122	0	0	0	7	7
NGO Total		34683	90719	5735	5	49	0	17	17
1	BGB	29	590	10	0	0	0	0	0
2	BGME	2522	7488	42	0	0	0	0	0
3	DGHS Health Clinic	63	94	6	0	0	0	0	0
Multisector Total		2614	8172	58	0	0	0	0	0
NGO & Multisector Total		37297	98891	5793	5	49	0	17	17

Sl. No.	NGO and Multisectors	Oral Pill (Cycles)	Condom (Pieces)	Injectable (Vials)	IUD (Cases)	Implant (Nos.)	Permanent Method (Nos.)		
							Male	Female	Total
<b>Chattogram Division</b>									
1	Family Planning Association of Bangladesh (FPAB)	21385	43082	2262	28	71	0	2	2
2	BAVS	152	2436	114	0	7	47	21	68
3	Concern Women for Family Planning (CWFP)	6	60	0	0	0	0	0	0
4	Marie Stopes Clinic	1271	4676	215	45	97	34	8	42
5	Paribarik Shastha Clinic	425	810	410	0	0	0	0	0
6	Bamaneh	426	4320	553	3	0	0	0	0
7	Shanirvar Bangladesh	7396	5545	943	6	0	0	0	0
8	BRAC	200	120	0	0	0	0	0	0
9	Sromo Kallyan Shangstha	0	0	0	0	0	0	0	0
10	BAPSA	135	360	38	4	0	0	0	0
11	FDSR	15213	20832	2792	13	13	0	1	1
12	CMH	814	3086	53	17	1	0	14	14
13	BWHC	94	420	37	0	0	0	0	0
14	SUPIRAT	1589	4752	1907	5	0	0	0	0
15	PROSHANTI	548	940	314	1	0	0	0	0
16	NISKRITY	708	2076	253	0	0	0	0	0
17	IMAGE	1683	2856	302	0	0	0	0	0
18	MOMOTA	2664	6036	629	15	51	0	20	20
19	SUS (TMA , NASIRABAD)	0	0	0	0	0	0	0	0
20	SHED	0	0	0	0	0	0	0	0
21	ISDE	0	0	0	0	0	0	0	0
22	CUFL	47	290	0	0	0	0	0	0
23	JUSH	0	0	0	0	0	0	0	0
24	R. H. Steps	249	432	79	0	0	0	0	0
25	MODEL CLINIC	643	600	10	2	10	0	22	22
26	BANDHAN	1373	3882	208	0	0	0	0	0
27	Ghasful	1500	17000	45	0	0	0	0	0
28	IPas Bangladesh	32	0	4	0	0	0	0	0
29	Surjer Hasi Network	5763	17604	2206	9	0	0	0	0
30	Saya Path	1752	8940	416	16	3	30	0	30
31	B.R.D.B	0	12	32	0	0	0	0	0
32	RTMI	2067	5436	765	9	4	0	0	0
33	NAGAR MATRI SADAN	412	1236	139	5	8	0	1	1
34	Urban Health Care	289	528	99	1	0	0	0	0
35	Mission Hospital, Chandraghona	50	150	0	7	0	0	0	0
36	Smiling Sun Network	2329	3552	940	0	0	0	0	0
NGO Total		71215	162069	15765	186	265	111	89	200
1	BGB	92	1354	1	0	0	0	0	0
2	Comilla Cantonment	315	3100	18	0	0	0	2	2
3	Biman Bahini	63	3024	1	0	0	0	0	0
4	Navy	186	4800	8	0	0	0	0	0
5	Railway Hospital	150	192	10	0	0	0	0	0
6	BGC Traust	0	0	0	0	0	0	0	0
7	BGME	691	739	99	0	0	0	0	0
8	DGHS Health Clinic	407	236	13	23	8	0	13	13
9	BKMEA	69	168	22	0	0	0	0	0
10	Others Private Clinic	0	0	0	0	0	0	23	23
Multisector Total		1973	13613	172	23	8	0	38	38
NGO & Multisector Total		73188	175682	15937	209	273	111	127	238
<b>Sylhet Division</b>									
1	Family Planning Association of Bangladesh (FPAB)	1794	11600	374	0	7	0	0	0
2	BAVS	684	1712	12	0	0	0	15	15
3	Marie Stopes Clinic	913	1456	87	15	6	0	4	4
4	BRAC	126	1318	599	5	0	0	0	0
5	CMH	318	5064	20	3	2	0	0	0
6	Shimantik	7176	22608	4076	14	20	0	0	0
7	BWHC	712	1206	1013	2	0	0	0	0
8	RED CRESCENT SANGSTHA	93	84	21	0	0	0	0	0
9	R. H. Steps	306	264	29	0	0	0	0	0
10	VARD, SYLHET	0	0	0	0	0	0	0	0
11	Sylhet Samaj Kallyan Sangatha	750	4750	1000	1	0	0	0	0
12	Surjer Hasi Network	1015	2396	158	0	0	0	0	0
13	SUPPS	0	0	29	0	0	0	0	0
14	TIL Welfare Division	0	0	0	0	0	0	0	0
15	Govt. Labour Welfare Center	0	0	0	0	0	0	0	0
NGO Total		13887	52458	7418	40	35	0	19	19
1	BGB	0	0	0	0	0	0	0	0
2	Srama Kalyan Kendra	88	198	0	0	0	0	0	0
3	DGHS Health Clinic	335	426	10	2	0	0	0	0
Multisector Total		423	624	10	2	0	0	0	0
NGO & Multisector Total		14310	53082	7428	42	35	0	19	19
<b>NGO &amp; Multisector Grand Total of National</b>		<b>573672</b>	<b>1393841</b>	<b>123455</b>	<b>996</b>	<b>1403</b>	<b>392</b>	<b>591</b>	<b>983</b>

**Table -9: District wise Projection, Performance and Achievement Rate of Permanent and Long Acting Methods**

District	Permanent Method (Cases)					IUD (Cases)					Implant (Cases)				
	Yearly Projection	Reporting Month		July'19 to June '20		Yearly Projection	Reporting Month		July'19 to June '20		Yearly Projection	Reporting Month		July'19 to June '20	
		Perform.	Achi. Rate(%)	Perform.	Achi. Rate(%)		Perform.	Achi. Rate(%)	Perform.	Achi. Rate(%)		Perform.	Achi. Rate(%)	Perform.	Achi. Rate(%)
Dinajpur	3851	190	59.2	3555	100.7	3257	59	21.7	2957	99.0	15257	327	25.7	15252	109.1
Thakurgaon	1910	109	68.5	1187	67.8	1843	52	33.9	957	56.6	5612	6	1.3	2852	55.4
Panchgarh	1127	66	70.3	665	64.4	1593	34	25.6	764	52.3	4361	64	17.6	3778	94.5
Nilphamari	2197	39	21.3	1372	68.1	2813	158	67.4	2818	109.3	5950	22	4.4	5336	97.8
Rangpur	3621	93	30.8	3201	96.4	5609	161	34.4	3394	66.0	10276	133	15.5	8799	93.4
Kurigram	2322	56	28.9	680	31.9	7436	272	43.9	3316	48.6	10058	218	26.0	4886	53.0
Gaibandha	3600	216	72.0	3604	109.2	6040	202	40.1	3132	56.6	10230	437	51.3	7817	83.4
Lalmonirhat	3208	97	36.3	1154	39.2	5890	204	41.6	2412	44.7	8512	142	20.0	4250	54.5
<b>Rangpur Div.</b>	<b>21836</b>	<b>866</b>	<b>47.6</b>	<b>15418</b>	<b>77.0</b>	<b>34481</b>	<b>1142</b>	<b>39.7</b>	<b>19750</b>	<b>62.5</b>	<b>70256</b>	<b>1349</b>	<b>23.0</b>	<b>52970</b>	<b>82.2</b>
Bogura	3973	77	23.3	2335	64.1	5145	93	21.7	3393	71.9	15083	217	17.3	12445	90.0
Joipurhat	1021	69	81.1	1541	164.7	1317	25	22.8	877	72.6	4803	66	16.5	5339	121.3
Naoagan	2078	65	37.5	1472	77.3	2031	60	35.5	2010	108.0	9455	30	3.8	5281	60.9
Chapai Nawabganj	2856	155	65.1	1742	66.5	2689	78	34.8	1282	52.0	3520	34	11.6	2099	65.1
Rajshahi	4543	178	47.0	2488	59.7	6050	72	14.3	1938	34.9	9978	233	28.0	6851	74.9
Natore	3137	171	65.4	2065	71.8	2856	49	20.6	1451	55.4	7313	247	40.5	5812	86.7
Pabna	1844	13	8.5	422	25.0	4706	184	46.9	3263	75.6	5618	112	23.9	5009	97.3
Serajganj	3100	85	32.9	1185	41.7	8071	329	48.9	5049	68.2	8940	205	27.5	5732	69.9
<b>Rajshahi Div.</b>	<b>22552</b>	<b>813</b>	<b>43.3</b>	<b>13250</b>	<b>64.1</b>	<b>32865</b>	<b>890</b>	<b>32.5</b>	<b>19263</b>	<b>63.9</b>	<b>8940</b>	<b>1144</b>	<b>153.6</b>	<b>48568</b>	<b>592.7</b>
Kushtia	1989	106	64.0	1622	89.0	2207	41	22.3	729	36.0	7075	139	23.6	1379	21.3
Meherpur	907	42	55.6	700	84.2	542	16	35.4	301	60.6	1706	51	35.9	355	22.7
Chuadanga	1657	111	80.4	1264	83.2	1205	40	39.8	960	86.9	3757	54	17.2	1700	49.4
Jhenaidaha	1977	95	57.7	1488	82.1	1701	92	64.9	1489	95.5	4717	155	39.4	2146	49.6
Magura	1604	58	43.4	844	57.4	1461	63	51.7	1160	86.6	3672	104	34.0	1303	38.7
Narail	1000	51	61.2	443	48.3	1075	10	11.2	597	60.6	2700	42	18.7	751	30.3
Jashore	2496	73	35.1	1364	59.6	3461	84	29.1	2117	66.7	3620	303	100.4	3360	101.3
Khulna	2704	110	48.8	1976	79.7	3097	87	33.7	4017	141.5	8067	191	28.4	3863	52.2
Bagerhat	1859	23	14.8	570	33.4	2199	93	50.8	1386	68.8	4399	130	35.5	1986	49.3
Satkhira	2208	92	50.0	1089	53.8	1980	50	30.3	1242	68.4	4427	71	19.2	1810	44.6
<b>Khulna Div.</b>	<b>18401</b>	<b>761</b>	<b>49.6</b>	<b>11360</b>	<b>67.3</b>	<b>18928</b>	<b>576</b>	<b>36.5</b>	<b>13998</b>	<b>80.7</b>	<b>44140</b>	<b>1240</b>	<b>33.7</b>	<b>18653</b>	<b>46.1</b>
Barguna	1672	81	58.1	1381	90.1	2340	45	23.1	1011	47.1	5717	277	58.1	5022	95.8
Patuakhali	2441	41	20.2	1223	54.7	4037	81	24.1	2448	66.2	7056	177	30.1	7595	117.4
Barishal	2307	25	13.0	1621	76.7	3355	70	25.0	2316	75.3	5968	80	16.1	5243	95.8
Jhalakati	2022	11	6.5	329	17.8	1175	15	15.3	477	44.3	2329	132	68.0	1725	80.8
Bhola	2818	7	3.0	1071	41.5	5215	60	13.8	1719	36.0	7518	82	13.1	4510	65.4
Pirojpur	2172	26	14.4	630	31.6	2939	79	32.3	1800	66.8	3187	99	37.3	3365	115.2
<b>Barishal Div.</b>	<b>13432</b>	<b>191</b>	<b>17.1</b>	<b>6255</b>	<b>50.8</b>	<b>19061</b>	<b>350</b>	<b>22.0</b>	<b>9771</b>	<b>55.9</b>	<b>31775</b>	<b>847</b>	<b>32.0</b>	<b>27460</b>	<b>94.3</b>

District	Permanent Method (Cases)				IUD (Cases)				Implant (Cases)						
	Yearly Projection	Reporting Month		July'19 to June '20		Yearly Projection	Reporting Month		July'19 to June '20		Yearly Projection	Reporting Month		July'19 to June '20	
		Perform.	Achi. Rate(%)	Perform.	Achi. Rate(%)		Perform.	Achi. Rate(%)	Perform.	Achi. Rate(%)		Perform.	Achi. Rate(%)	Perform.	Achi. Rate(%)
Gopalganj	2099	27	15.4	1343	69.8	1163	40	41.3	980	91.9	4190	65	18.6	3163	82.4
Madaripur	1218	23	22.7	685	61.4	1618	95	70.5	1809	122.0	5057	48	11.4	3535	76.3
Shariatpur	2470	2	1.0	510	22.5	2660	107	48.3	1759	72.1	3621	58	19.2	2708	81.6
Faridpur	3237	84	31.1	2061	69.5	2212	152	82.5	3541	174.6	6103	127	25.0	7339	131.2
Rajbari	1020	45	52.9	811	86.7	1010	123	146.1	1977	213.5	3520	129	44.0	4755	147.4
Dhaka	12800	369	34.6	10120	86.3	10729	553	61.9	11267	114.6	12795	264	24.8	10960	93.4
Gazipur	4980	32	7.7	1190	26.1	6135	103	20.1	1704	30.3	7522	68	10.8	3667	53.2
Munshiganj	3604	87	29.0	888	26.9	3163	43	16.3	1224	42.2	4829	32	8.0	2460	55.6
Narayanganj	3193	70	26.3	2617	89.4	10574	130	14.8	2497	25.8	10243	133	15.6	4430	47.2
Narshingdi	4516	155	41.2	3188	77.0	3681	85	27.7	2805	83.1	6081	69	13.6	3528	63.3
Manikganj	5162	89	20.7	3620	76.5	3373	36	12.8	981	31.7	5027	106	25.3	4058	88.1
Tangail	6903	138	24.0	2504	39.6	6979	171	29.4	4266	66.7	10073	392	46.7	8752	94.8
Kishoreganj	5326	35	7.9	1157	23.7	4815	72	17.9	2255	51.1	9456	55	7.0	6005	69.3
<b>Dhaka Div.</b>	<b>56528</b>	<b>1156</b>	<b>24.5</b>	<b>30694</b>	<b>59.2</b>	<b>58112</b>	<b>1710</b>	<b>35.3</b>	<b>37065</b>	<b>69.6</b>	<b>88517</b>	<b>1546</b>	<b>21.0</b>	<b>65360</b>	<b>80.6</b>
Jamalpur	2402	99	49.5	2303	104.6	4438	45	12.2	712	17.5	8259	119	17.3	4121	54.4
Sherpur	2058	54	31.5	3067	162.6	1957	214	131.2	4506	251.2	5832	221	45.5	10542	197.2
Mymensingh	7475	144	23.1	1116	16.3	15271	171	13.4	4172	29.8	15025	163	13.0	9561	69.4
Netrokona	1855	48	31.1	899	52.9	2481	43	20.8	905	39.8	9006	107	14.3	6766	82.0
<b>Mymensingh Div.</b>	<b>13790</b>	<b>345</b>	<b>30.0</b>	<b>3738</b>	<b>29.6</b>	<b>24147</b>	<b>473</b>	<b>23.5</b>	<b>10295</b>	<b>46.5</b>	<b>38122</b>	<b>610</b>	<b>19.2</b>	<b>30990</b>	<b>88.7</b>
B. Baria	3018	4	1.6	1637	59.2	4889	105	25.8	2327	51.9	8529	108	15.2	6905	88.3
Cumilla	5969	157	31.6	930	17.0	9394	511	65.3	8670	100.7	11247	306	32.6	9001	87.3
Chandpur	3228	87	32.3	1774	60.0	4268	208	58.5	3873	99.0	7374	273	44.4	6563	97.1
Feni	2520	57	27.1	594	25.7	2987	111	44.6	2595	94.8	4679	106	27.2	3329	77.6
Noakhali	2568	84	39.3	3934	167.1	3260	97	35.7	3346	112.0	9864	85	10.3	7724	85.4
Laxmipur	4427	45	12.2	917	22.6	7039	113	19.3	1679	26.0	8621	20	2.8	3830	48.5
Chattogram	4983	146	35.2	101	2.2	9482	522	66.1	10885	125.2	15487	288	22.3	14775	104.1
Cox's Bazar	4192	25	7.2	229	6.0	4311	160	44.5	3333	84.3	10746	128	14.3	8643	87.7
Rangamati	1454	0	0.0	182	13.7	1114	44	47.4	831	81.4	2989	58	23.3	2060	75.2
Khagrachhari	2396	10	5.0	3010	137.0	1140	80	84.2	1518	145.3	3315	15	5.4	2534	83.4
Bandarban	886	0	0.0	943	116.1	1818	75	49.5	1191	71.5	2581	47	21.9	1681	71.1
<b>Chattogram Div.</b>	<b>35641</b>	<b>615</b>	<b>20.7</b>	<b>14251</b>	<b>43.6</b>	<b>49702</b>	<b>2026</b>	<b>48.9</b>	<b>40248</b>	<b>88.3</b>	<b>85432</b>	<b>1434</b>	<b>20.1</b>	<b>67045</b>	<b>85.6</b>
Sylhet	3750	57	18.2	3010	87.6	2200	95	51.8	2316	114.8	9000	64	8.5	6830	82.8
Habiganj	6384	60	11.3	943	16.1	3811	79	24.9	1454	41.6	6977	116	20.0	4168	65.2
Moulavibazar	3099	22	8.5	637	22.4	3326	106	38.2	1975	64.8	6066	54	10.7	3281	59.0
Sunamganj	5182	35	8.1	1351	28.4	6781	41	7.3	1763	28.4	8453	264	37.5	8255	106.5
<b>Sylhet Div.</b>	<b>18415</b>	<b>174</b>	<b>11.3</b>	<b>5941</b>	<b>35.2</b>	<b>16118</b>	<b>321</b>	<b>23.9</b>	<b>7508</b>	<b>50.8</b>	<b>30496</b>	<b>498</b>	<b>19.6</b>	<b>22534</b>	<b>80.6</b>
<b>National</b>	<b>200595</b>	<b>4921</b>	<b>29.4</b>	<b>100907</b>	<b>54.9</b>	<b>253414</b>	<b>7488</b>	<b>35.5</b>	<b>157898</b>	<b>68.0</b>	<b>397678</b>	<b>8668</b>	<b>26.2</b>	<b>333580</b>	<b>91.5</b>

**Table-10: District wise Projection, Performance and Achievement Rate of Short Acting Methods**

District	Injectables					Oral Pill					Condom				
	Yearly Projection	Reporting Month		July'19 to June '20		Yearly Projection	Reporting Month		July'19 to June '20		Yearly Projection	Reporting Month		July'19 to June '20	
		Perform. (in CYP)	Achi. Rate (%)	Perform.	Achi. Rate (%)		Perform. (in CYP)	Achi. Rate (%)	Perform.	Achi. Rate (%)		Perform. (in CYP)	Achi. Rate (%)	Perform.	Achi. Rate (%)
Dinajpur	124862	2880	27.7	38345	33.5	256295	9402	44.0	119352	50.8	46002	700	18.3	9222	21.9
Thakurgaon	57105	2224	46.7	32219	61.5	117216	3913	40.1	53453	49.7	21039	236	13.5	3176	16.5
Panchgarh	44094	2194	59.7	28888	71.5	90508	4332	57.4	58708	70.8	16245	225	16.6	3286	22.1
Nilphamari	77921	3531	54.4	43013	60.2	159943	7696	57.7	92387	63.0	28708	348	14.5	4904	18.6
Rangpur	121279	5491	54.3	72732	65.4	248941	10146	48.9	126910	55.6	44682	826	22.2	11017	26.9
Kurigram	101175	6372	75.6	68459	73.8	207675	7207	41.6	108631	57.1	37275	983	31.6	11298	33.1
Gaibandha	104087	5905	68.1	76831	80.5	213651	10263	57.6	133909	68.4	38348	837	26.2	13133	37.4
Lalmonirhat	52774	2590	58.9	34167	70.6	108325	4570	50.6	55020	55.4	19443	294	18.1	3892	21.8
<b>Rangpur Div.</b>	<b>683296</b>	<b>31187</b>	<b>54.8</b>	<b>394654</b>	<b>63.0</b>	<b>1402554</b>	<b>57529</b>	<b>49.2</b>	<b>748370</b>	<b>58.2</b>	<b>251741</b>	<b>4449</b>	<b>21.2</b>	<b>59928</b>	<b>26.0</b>
Bogura	145699	3985	32.8	50261	37.6	299066	9797	39.3	134610	49.1	53679	1606	35.9	24923	50.7
Joipurhat	40037	600	18.0	7883	21.5	82181	2216	32.4	30682	40.7	14750	265	21.6	4215	31.2
Noagaon	110993	2666	28.8	31430	30.9	227829	9813	51.7	122967	58.9	40892	979	28.7	12704	33.9
Nawabganj	70947	1886	31.9	22573	34.7	145628	4250	35.0	51769	38.8	26138	956	43.9	11458	47.8
Rajshahi	115903	3931	40.7	46989	44.2	237907	8156	41.1	101875	46.7	42701	1825	51.3	23822	60.9
Natore	77696	2075	32.0	24913	35.0	159481	5917	44.5	75801	51.9	28625	919	38.5	13252	50.5
Pabna	110935	4386	47.4	58852	57.9	227709	9429	49.7	118708	56.9	40871	1215	35.7	15960	42.6
Serajganj	123356	5749	55.9	72468	64.1	253204	11097	52.6	149107	64.2	45447	1645	43.4	23514	56.4
<b>Rajshahi Div.</b>	<b>795566</b>	<b>25278</b>	<b>38.1</b>	<b>315369</b>	<b>43.2</b>	<b>1633004</b>	<b>60675</b>	<b>44.6</b>	<b>785519</b>	<b>52.5</b>	<b>293103</b>	<b>9410</b>	<b>38.5</b>	<b>129848</b>	<b>48.3</b>
Kushtia	86570	2816	39.0	39438	49.7	177697	5659	38.2	71744	44.0	31894	1027	38.6	13094	44.8
Meherpur	30652	2002	78.4	22477	80.0	62917	1278	24.4	16401	28.4	11293	337	35.8	4200	40.6
Chuadanga	48462	2319	57.4	30581	68.8	99475	2747	33.1	35346	38.8	17855	443	29.8	5647	34.5
Jhenaidaha	73673	2006	32.7	25586	37.9	151224	4571	36.3	55789	40.2	27143	607	26.8	8015	32.2
Magura	36637	1264	41.4	14971	44.6	75203	2962	47.3	36260	52.6	13498	349	31.0	4302	34.8
Narail	29508	1081	44.0	11268	41.7	60569	2312	45.8	28193	50.8	10871	378	41.7	4963	49.8
Jashore	115970	4904	50.7	65477	61.6	238045	7864	39.6	98107	45.0	42726	1481	41.6	18499	47.2
Khulna	94014	3525	45.0	45111	52.3	192977	8106	50.4	107527	60.8	34637	1532	53.1	20209	63.6
Bagerhat	58241	1672	34.4	22818	42.7	119547	5206	52.3	70369	64.2	21457	759	42.4	9401	47.8
Satkhira	82439	2539	37.0	31734	42.0	169217	7181	50.9	87931	56.7	30372	980	38.7	12623	45.3
<b>Khulna Div.</b>	<b>656168</b>	<b>24128</b>	<b>44.1</b>	<b>309461</b>	<b>51.4</b>	<b>1346871</b>	<b>47886</b>	<b>42.7</b>	<b>607667</b>	<b>49.2</b>	<b>241746</b>	<b>7893</b>	<b>39.2</b>	<b>100953</b>	<b>45.6</b>
Barguna	37401	1849	59.3	22662	66.1	76770	3276	51.2	38972	55.4	13779	228	19.9	2789	22.1
Patuakhali	63946	3514	65.9	42299	72.2	131258	5341	48.8	64035	53.2	23559	385	19.6	4763	22.1
Barishal	80113	4029	60.3	48873	66.6	164442	5935	43.3	75005	49.8	29515	677	27.5	8485	31.4
Jhalakati	21818	767	42.2	10166	50.8	44783	1700	45.6	18984	46.2	8038	140	20.9	1972	26.8
Bhola	69787	7245	124.6	88805	138.8	143247	3483	29.2	48920	37.3	25711	341	15.9	5331	22.6
Pirojpur	38471	1680	52.4	20412	57.9	78967	4338	65.9	52976	73.2	14174	484	41.0	6130	47.2
<b>Barishal Div.</b>	<b>311535</b>	<b>19084</b>	<b>73.5</b>	<b>233217</b>	<b>81.7</b>	<b>639467</b>	<b>24073</b>	<b>45.2</b>	<b>298892</b>	<b>51.0</b>	<b>114776</b>	<b>2255</b>	<b>23.6</b>	<b>29470</b>	<b>28.0</b>



District	Injectables					Oral Pill					Condom				
	Yearly Projection	Reporting Month		July'19 to June '20		Yearly Projection	Reporting Month		July'19 to June '20		Yearly Projection	Reporting Month		July'19 to June '20	
		Perform. (in CYP)	Achi. Rate (%)	Perform.	Achi. Rate(%)		Perform. (in CYP)	Achi. Rate (%)	Perform.	Achi. Rate(%)		Perform. (in CYP)	Achi. Rate (%)	Perform.	Achi. Rate(%)
Gopalganj	41528	1121	32.4	14417	37.9	85242	4311	60.7	54362	69.6	15300	528	41.4	7277	51.9
Madaripur	44255	1773	48.1	25451	62.7	90840	3676	48.6	47548	57.1	16305	353	26.0	5367	35.9
Shariatpur	40587	1190	35.2	14895	40.0	83311	2519	36.3	33853	44.3	14953	358	28.7	4783	34.9
Faridpur	74597	1859	29.9	24826	36.3	153121	5337	41.8	68092	48.5	27483	998	43.6	12790	50.8
Rajbari	43921	1499	41.0	20138	50.0	90154	3116	41.5	40301	48.8	16181	611	45.3	10141	68.4
Dhaka	138295	6723	58.3	88373	69.7	283869	12619	53.3	168585	64.8	50951	2699	63.6	38657	82.8
Gazipur	79864	1582	23.8	21284	29.1	163932	6511	47.7	80253	53.4	29424	1062	43.3	12828	47.6
Munshiganj	56960	999	21.0	16575	31.7	116917	3947	40.5	57033	53.2	20985	483	27.6	7929	41.2
Narayanganj	100973	3797	45.1	53200	57.5	207260	8447	48.9	110001	57.9	37201	1063	34.3	15252	44.7
Narshingdi	82875	3527	51.1	55723	73.3	170113	6318	44.6	86510	55.5	30533	787	30.9	12628	45.1
Manikganj	57679	1211	25.2	18961	35.9	118393	3552	36.0	52716	48.6	21250	625	35.3	10209	52.4
Tangail	160537	4594	34.3	65801	44.7	329523	13267	48.3	199022	65.9	59145	1603	32.5	23112	42.6
Kishoreganj	106430	3439	38.8	42692	43.8	218462	7923	43.5	103893	51.9	39211	993	30.4	14267	39.7
<b>Dhaka Div.</b>	<b>1028502</b>	<b>33314</b>	<b>38.9</b>	<b>462336</b>	<b>49.0</b>	<b>2111135</b>	<b>81543</b>	<b>46.4</b>	<b>1102169</b>	<b>57.0</b>	<b>378922</b>	<b>12163</b>	<b>38.5</b>	<b>175240</b>	<b>50.5</b>
Jamalpur	92055	2414	31.5	32812	38.9	188955	5871	37.3	74278	42.9	33915	583	20.6	7578	24.4
Sherpur	60391	5487	109.0	68915	124.5	123961	23958	231.9	300224	264.2	22249	1731	93.4	22823	111.9
Mymensingh	197852	3044	18.5	41538	22.9	406117	10334	30.5	145216	39.0	72893	1187	19.5	17168	25.7
Netrokona	79013	3328	50.5	39522	54.6	162184	9813	72.6	125112	84.2	29110	841	34.7	10793	40.4
<b>Mymensingh Div.</b>	<b>429311</b>	<b>14273</b>	<b>39.9</b>	<b>182787</b>	<b>46.4</b>	<b>881217</b>	<b>49976</b>	<b>68.1</b>	<b>644830</b>	<b>79.8</b>	<b>158167</b>	<b>4342</b>	<b>32.9</b>	<b>58362</b>	<b>40.3</b>
B. Baria	102750	2854	33.3	38178	40.5	210908	5595	31.8	71214	36.8	37855	883	28.0	11929	34.4
Cumilla	212139	7316	41.4	97452	50.1	435444	11054	30.5	147278	36.9	78157	1504	23.1	21089	29.4
Chandpur	89117	3468	46.7	47190	57.8	182925	4667	30.6	59808	35.7	32833	463	16.9	6538	21.7
Feni	52811	1905	43.3	26773	55.3	108402	2570	28.4	36907	37.1	19457	446	27.5	7693	43.1
Noakhali	110735	3184	34.5	44782	44.1	227298	4449	23.5	64004	30.7	40797	607	17.9	9242	24.7
Laxmipur	63330	3314	62.8	43012	74.1	129993	2238	20.7	29171	24.5	23332	204	10.5	2681	12.5
Chattogram	200705	5465	32.7	75826	41.2	411974	10688	31.1	152387	40.4	73944	1456	23.6	23344	34.4
Cox's Bazar	79703	4762	71.7	61489	84.2	163600	5266	38.6	69985	46.7	29364	564	23.0	9032	33.6
Rangamati	19405	707	43.7	9166	51.5	39831	2271	68.4	28355	77.7	7149	264	44.3	3476	53.0
Khagrachhari	21543	775	43.2	11109	56.3	44219	2484	67.4	31395	77.5	7937	200	30.2	2768	38.0
Bandarban	13835	628	54.5	7647	60.3	28397	1370	57.9	16798	64.5	5097	212	49.9	2839	60.8
<b>Chattogram Div.</b>	<b>966073</b>	<b>34378</b>	<b>42.7</b>	<b>462624</b>	<b>52.2</b>	<b>1982991</b>	<b>52652</b>	<b>31.9</b>	<b>707302</b>	<b>38.9</b>	<b>355922</b>	<b>6803</b>	<b>22.9</b>	<b>100631</b>	<b>30.8</b>
Sylhet	113519	5552	58.7	76307	73.3	233014	6500	33.5	91423	42.8	41823	1641	47.1	22249	58.0
Habiganj	74321	1329	21.5	16870	24.8	152554	5114	40.2	70393	50.3	27382	404	17.7	5332	21.2
Moulavibazar	63803	1784	33.6	21349	36.5	130965	3920	35.9	49947	41.6	23506	419	21.4	5559	25.8
Sunamganj	75742	2214	35.1	28310	40.8	155470	6528	50.4	84820	59.5	27905	892	38.4	11520	45.0
<b>Sylhet Div.</b>	<b>327386</b>	<b>10879</b>	<b>39.9</b>	<b>142836</b>	<b>47.6</b>	<b>672002</b>	<b>22062</b>	<b>39.4</b>	<b>296583</b>	<b>48.1</b>	<b>120616</b>	<b>3356</b>	<b>33.4</b>	<b>44660</b>	<b>40.4</b>
<b>National</b>	<b>5197836</b>	<b>192521</b>	<b>44.4</b>	<b>2503284</b>	<b>52.5</b>	<b>10669243</b>	<b>396396</b>	<b>44.6</b>	<b>5191332</b>	<b>53.1</b>	<b>1914992</b>	<b>50671</b>	<b>31.8</b>	<b>699092</b>	<b>39.8</b>

**Table -11: Method wise Users (Normal & Postpartum as Old, New, Dropout, Postpartum Expire) and CAR by District at the end of May 2020**

Name of District	Total Eligible Couple	Oral Pill											Total Oral Pill
		Normal					Postpartum					Postpartum Expire	
		Old	New	Total	Dropout		Old	New	Total	Dropout			
					No Method	Switch Over				No Method	Switch Over		
Dinajpur	661911	253416	1473	254889	941	636	15173	1104	16277	385	127	793	271166
Thakurgaon	303525	112747	719	113466	373	267	5178	324	5502	41	26	291	118968
Panchgarh	234949	95657	688	96345	363	306	3791	303	4094	18	28	274	100439
Nilphaman	412784	156961	917	157878	470	400	7542	480	8022	73	50	351	165900
Rangpur	642813	230081	1883	231964	1029	828	10388	658	11046	132	133	260	243010
Kurigram	536981	197260	1422	198682	1004	616	6997	611	7608	53	82	384	206290
Gaibandha	551927	206841	1728	208569	1108	792	6109	438	6547	88	54	254	215116
Lalmonirhat	280534	94486	838	95324	399	223	4921	289	5210	54	25	211	100534
<b>Rangpur Div.</b>	<b>3625424</b>	<b>1347449</b>	<b>9668</b>	<b>1357117</b>	<b>5687</b>	<b>4068</b>	<b>60099</b>	<b>4207</b>	<b>64306</b>	<b>844</b>	<b>525</b>	<b>2818</b>	<b>1421423</b>
Bogura	771665	299167	1786	300953	1309	814	12026	920	12946	65	73	694	313899
Joipurhat	212653	81341	512	81853	340	138	3120	264	3384	37	40	172	85237
Naogaon	589453	247696	1573	249269	995	536	8347	635	8982	62	46	443	258251
Chapai Nawabganj	376931	135896	761	136657	507	302	4569	323	4892	31	41	249	141549
Rajshahi	616065	201423	2360	203783	1117	971	9669	685	10354	169	214	191	214137
Natore	412314	156525	1289	157814	3371	486	6983	573	7556	147	109	297	165370
Pabna	588341	207084	1215	208299	772	399	8163	544	8707	69	100	267	217006
Serajganj	656558	249036	1574	250610	1063	516	15164	758	15922	99	106	558	266532
<b>Rajshahi Div.</b>	<b>4223980</b>	<b>1578168</b>	<b>11070</b>	<b>1589238</b>	<b>9474</b>	<b>4162</b>	<b>68041</b>	<b>4702</b>	<b>72743</b>	<b>679</b>	<b>729</b>	<b>2871</b>	<b>1661981</b>
Kustia	458609	144929	1053	145982	735	465	5945	458	6403	55	59	257	152385
Meherpur	162068	44976	241	45217	142	132	959	92	1051	4	13	30	46268
Chuadanga	257448	88180	693	88873	440	242	3994	329	4323	18	50	237	93196
Jhenaidaha	393917	147304	781	148085	2220	244	5200	404	5604	64	66	154	153689
Magura	184049	68128	491	68619	406	242	3799	293	4092	18	30	303	72711
Narail	154300	59114	535	59649	314	130	2097	150	2247	38	26	95	61896
Jashore	614423	185582	1075	186657	632	445	6522	459	6981	64	111	307	193638
Khulna	497694	172356	1620	173976	859	565	5195	313	5508	38	46	175	179484
Bagerhat	303133	115128	877	116005	643	349	5628	381	6009	67	69	191	122014
Satkhira	436801	171045	1011	172056	595	332	5379	417	5796	24	60	310	177852
<b>Khulna Div.</b>	<b>3462442</b>	<b>1196742</b>	<b>8377</b>	<b>1205119</b>	<b>6986</b>	<b>3146</b>	<b>44718</b>	<b>3296</b>	<b>48014</b>	<b>390</b>	<b>530</b>	<b>2059</b>	<b>1253133</b>
Barguna	197859	64057	1089	65146	579	595	4919	421	5340	57	90	221	70486
Patuakhali	339551	113569	815	114384	539	377	7751	392	8143	1294	232	166	122527
Barishal	424429	150920	1253	152173	749	410	8028	422	8450	65	41	233	160623
Jhalakati	114644	39859	352	40211	254	102	1857	179	2036	208	46	51	42247
Bhola	370653	107061	1063	108124	773	625	7971	471	8442	43	63	240	116566
Pirojpur	204524	75912	674	76586	571	267	6152	534	6686	73	38	308	83272
<b>Barishal Div.</b>	<b>1651660</b>	<b>551378</b>	<b>5246</b>	<b>556624</b>	<b>3465</b>	<b>2376</b>	<b>36678</b>	<b>2419</b>	<b>39097</b>	<b>1740</b>	<b>510</b>	<b>1219</b>	<b>595721</b>

Name of District	Total E. Couple	Oral Pill												Total Oral Pill
		Normal					Postpartum					Postpartum Expire		
		Old	New	Total	Dropout		Old	New	Total	Dropout				
					No Method	Switch Over				No Method	Switch Over			
Gopalganj	220831	86539	596	87135	400	216	3979	253	4232	35	25	125	91367	
Madaripur	233524	81967	443	82410	341	163	4576	279	4855	38	27	118	87265	
Shariatpur	215242	71851	496	72347	337	108	4589	234	4823	61	41	185	77170	
Faridpur	394257	134548	1065	135613	881	537	5568	463	6031	112	101	252	141644	
Rajbari	233365	78675	806	79481	409	252	4012	298	4310	67	42	165	83791	
Dhaka	734578	237869	1285	239154	831	499	9316	673	9989	77	86	357	249143	
Gazipur	424580	173501	716	174217	524	243	6376	431	6807	45	56	194	181024	
Munshiganj	301135	103310	480	103790	336	176	5459	280	5739	30	45	153	109529	
Narayanganj	535278	194601	1387	195988	852	628	9439	634	10073	70	93	437	206061	
Narsingdi	439143	156725	1086	157811	555	338	7051	434	7485	42	31	266	165296	
Manikganj	306899	103931	729	104660	579	236	5005	483	5488	46	42	246	110148	
Tangail	849186	332236	1807	334043	1092	544	10667	712	11379	76	102	405	345422	
Kishoreganj	565734	220006	2112	222118	1257	821	10605	817	11422	197	211	310	233540	
<b>Dhaka Div.</b>	<b>5453752</b>	<b>1975759</b>	<b>13008</b>	<b>1988767</b>	<b>8394</b>	<b>4761</b>	<b>86642</b>	<b>5991</b>	<b>92633</b>	<b>896</b>	<b>902</b>	<b>3213</b>	<b>2081400</b>	
Jamalpur	487702	174761	816	175577	748	256	8146	451	8597	99	48	246	184174	
Sherpur	320811	123837	786	124623	507	229	5409	339	5748	142	53	175	130371	
Mymensingh	1052337	475043	3119	478162	2089	884	27423	1782	29205	153	144	1256	507367	
Netrokona	418943	173530	1191	174721	1279	417	8447	628	9075	66	46	673	183796	
<b>Mymensingh Div.</b>	<b>2279793</b>	<b>947171</b>	<b>5912</b>	<b>953083</b>	<b>4623</b>	<b>1786</b>	<b>49425</b>	<b>3200</b>	<b>52625</b>	<b>460</b>	<b>291</b>	<b>2350</b>	<b>1005708</b>	
Brahmanbaria	530970	154964	1142	156106	1170	298	12412	808	13220	123	40	445	169326	
Cumilla	1122977	376284	2222	378506	1706	740	27049	1442	28491	268	194	830	406997	
Chandpur	473269	168807	959	169766	752	379	12005	782	12787	86	65	493	182553	
Feni	281173	82972	567	83539	356	243	5507	263	5770	55	59	73	89309	
Noakhali	587762	188846	881	189727	898	244	13433	582	14015	120	92	283	203742	
Lakshmipur	335925	101359	537	101896	414	149	6583	307	6890	34	23	232	108786	
Chattogram	1064435	384789	2341	387130	1402	773	21235	1031	22266	252	131	627	409396	
Cox's Bazar	425935	136867	932	137799	722	319	13402	658	14060	113	104	316	151859	
Rangamati	101232	38229	237	38466	146	57	1207	117	1324	7	40	94	39790	
Khagrachhari	114361	45241	258	45499	156	35	1766	129	1895	18	7	71	47394	
Bandarban	73449	20985	367	21352	189	120	2289	223	2512	28	46	99	23864	
<b>Chattogram Div.</b>	<b>5111488</b>	<b>1699343</b>	<b>10443</b>	<b>1709786</b>	<b>7911</b>	<b>3357</b>	<b>116888</b>	<b>6342</b>	<b>123230</b>	<b>1104</b>	<b>801</b>	<b>3563</b>	<b>1833016</b>	
Sylhet	600692	174946	1263	176209	1631	261	12815	667	13482	135	64	296	189691	
Habiganj	394264	148005	1058	149063	1059	215	11095	563	11658	154	50	298	160721	
Moulavi Bazar	338425	116574	925	117499	669	290	5852	475	6327	78	41	153	123826	
Sunamganj	402380	130288	1683	131971	1208	584	13089	793	13882	204	137	333	145853	
<b>Sylhet Div.</b>	<b>1735761</b>	<b>569813</b>	<b>4929</b>	<b>574742</b>	<b>4567</b>	<b>1350</b>	<b>42851</b>	<b>2498</b>	<b>45349</b>	<b>571</b>	<b>292</b>	<b>1080</b>	<b>620091</b>	
<b>National</b>	<b>27544300</b>	<b>9865823</b>	<b>68653</b>	<b>9934476</b>	<b>51107</b>	<b>25006</b>	<b>505342</b>	<b>32655</b>	<b>537997</b>	<b>6684</b>	<b>4580</b>	<b>19173</b>	<b>10472473</b>	

Name of District	Condom											Total Condom
	Normal					Postpartum					Postpartum Expire	
	Old	New	Total	Drop out		Old	New	Total	Drop out			
				No Methd	Switch Over				No Methd	Switch Over		
Dinajpur	30278	363	30641	269	153	2144	152	2296	22	33	101	32937
Thakurgaon	10109	99	10208	70	40	483	25	508	2	4	11	10716
Panchgarh	7569	159	7728	78	28	531	39	570	14	7	18	8298
Nilphamari	13237	136	13373	85	90	991	65	1056	17	26	36	14429
Rangpur	29617	478	30095	210	114	1944	189	2133	35	60	36	32228
Kurigram	23703	626	24329	308	126	1643	96	1739	27	11	48	26068
Gaibandha	26168	391	26559	277	134	1481	90	1571	38	11	30	28130
Lalmonirhat	8164	108	8272	137	38	815	36	851	4	4	32	9123
<b>Rangpur Div.</b>	<b>148845</b>	<b>2360</b>	<b>151205</b>	<b>1434</b>	<b>723</b>	<b>10032</b>	<b>692</b>	<b>10724</b>	<b>159</b>	<b>156</b>	<b>312</b>	<b>161929</b>
Bogura	57363	595	57958	289	440	2324	141	2465	18	27	108	60423
Joipurhat	14179	128	14307	51	54	749	29	778	8	9	45	15085
Naogaon	31870	403	32273	723	125	1831	123	1954	14	18	91	34227
Nawabganj	42888	324	43212	219	101	2430	156	2586	15	16	147	45798
Rajshahi	75879	1785	77664	909	745	6227	649	6876	279	267	89	84540
Natore	36666	503	37169	237	158	2057	117	2174	82	47	69	39343
Pabna	46554	351	46905	243	97	2564	104	2668	16	11	79	49573
Serajganj	60496	482	60978	319	136	4534	157	4691	39	38	100	65669
<b>Rajshahi Div.</b>	<b>365895</b>	<b>4571</b>	<b>370466</b>	<b>2990</b>	<b>1856</b>	<b>22716</b>	<b>1476</b>	<b>24192</b>	<b>471</b>	<b>433</b>	<b>728</b>	<b>394658</b>
Kustia	50547	511	51058	242	143	2882	171	3053	34	22	94	54111
Meherpur	14993	121	15114	57	49	627	46	673	6	3	16	15787
Chuadanga	18562	157	18719	99	45	1002	52	1054	6	14	474	19773
Jhenaidaha	28989	268	29257	148	64	1816	129	1945	307	25	49	31202
Magura	11858	124	11982	80	39	1101	53	1154	19	33	23	13136
Narail	12737	119	12856	90	40	629	27	656	17	7	5	13512
Jashore	51985	434	52419	265	144	2995	141	3136	31	33	105	55555
Khulna	52238	1012	53250	595	131	1932	94	2026	34	27	52	55276
Bagerhat	20733	369	21102	212	130	1404	88	1492	34	25	18	22594
Satkhira	28105	270	28375	151	131	1624	89	1713	25	11	80	30088
<b>Khulna Div.</b>	<b>290747</b>	<b>3385</b>	<b>294132</b>	<b>1939</b>	<b>916</b>	<b>16012</b>	<b>890</b>	<b>16902</b>	<b>513</b>	<b>200</b>	<b>916</b>	<b>311034</b>
Barguna	5326	184	5510	94	89	604	36	640	7	12	10	6150
Patuakhali	12424	198	12622	105	80	1168	55	1223	18	18	11	13845
Barishal	25962	311	26273	240	189	2158	113	2271	27	18	50	28544
Jhalakati	6026	88	6114	73	31	457	38	495	14	13	4	6609
Bhola	12711	230	12941	204	78	793	49	842	8	5	15	13783
Pirojpur	10719	159	10878	112	60	837	61	898	14	5	33	11776
<b>Barishal Div.</b>	<b>73168</b>	<b>1170</b>	<b>74338</b>	<b>828</b>	<b>527</b>	<b>6017</b>	<b>352</b>	<b>6369</b>	<b>88</b>	<b>71</b>	<b>123</b>	<b>80707</b>

Name of District	Condom											Total Condom
	Normal					Postpartum					Postpartum Expire	
	Old	New	Total	Drop out		Old	New	Total	Drop out			
				No Methd	Switch Over				No Methd	Switch Over		
Gopalganj	22199	268	22467	217	105	1586	77	1663	20	16	50	24130
Madaripur	15148	138	15286	113	33	1610	69	1679	22	16	22	16965
Shariatpur	18253	215	18468	100	44	1497	44	1541	15	8	38	20009
Faridpur	42593	545	43138	238	151	2572	203	2775	60	28	91	45913
Rajbari	19742	310	20052	145	51	1391	81	1472	41	11	35	21524
Dhaka	75570	613	76183	345	187	5065	281	5346	44	47	166	81529
Gazipur	33404	211	33615	141	57	2172	71	2243	20	15	30	35858
Munshiganj	28931	209	29140	125	74	2468	100	2568	13	16	58	31708
Narayanganj	39559	441	40000	348	222	3675	174	3849	51	47	123	43849
Narshingdi	30427	476	30903	203	111	2695	124	2819	25	22	64	33722
Manikganj	29541	294	29835	202	100	1696	146	1842	17	14	75	31677
Tangail	65454	494	65948	298	123	3095	181	3276	55	34	65	69224
Kishoreganj	31025	651	31676	432	388	3071	212	3283	93	61	65	34959
<b>Dhaka Div.</b>	<b>451846</b>	<b>4865</b>	<b>456711</b>	<b>2907</b>	<b>1646</b>	<b>32593</b>	<b>1763</b>	<b>34356</b>	<b>476</b>	<b>335</b>	<b>882</b>	<b>491067</b>
Jamalpur	27293	175	27468	100	52	1803	83	1886	15	9	20	29354
Sherpur	15523	159	15682	80	30	894	30	924	11	19	34	16606
Mymensingh	47299	658	47957	444	238	4149	303	4452	33	21	114	52409
Netrokona	15140	256	15396	181	98	1659	78	1737	20	13	59	17133
<b>Mymensingh Div.</b>	<b>105255</b>	<b>1248</b>	<b>106503</b>	<b>805</b>	<b>418</b>	<b>8505</b>	<b>494</b>	<b>8999</b>	<b>79</b>	<b>62</b>	<b>227</b>	<b>115502</b>
Brahmanbaria	33530	322	33852	407	75	2821	141	2962	182	14	58	36814
Cumilla	67098	680	67778	485	221	6929	374	7303	92	53	199	75081
Chandpur	22745	240	22985	163	85	2325	128	2453	12	21	41	25438
Feni	18922	212	19134	160	95	2270	117	2387	18	19	26	21521
Noakhali	37949	266	38215	318	57	4305	168	4473	47	12	34	42688
Lakshmipur	15310	118	15428	91	30	1601	69	1670	10	15	44	17098
Chattogram	74368	749	75117	477	239	6982	306	7288	67	46	174	82405
Cox's Bazar	19774	256	20030	159	68	2636	129	2765	29	13	26	22795
Rangamati	6114	67	6181	29	17	299	8	307	3	0	9	6488
Khagrachhari	3708	37	3745	18	14	237	12	249	1	3	4	3994
Bandarban	3600	142	3742	126	61	444	50	494	14	9	6	4236
<b>Chattogram Div.</b>	<b>303118</b>	<b>3089</b>	<b>306207</b>	<b>2433</b>	<b>962</b>	<b>30849</b>	<b>1502</b>	<b>32351</b>	<b>475</b>	<b>205</b>	<b>621</b>	<b>338558</b>
Sylhet	52157	625	52782	1095	74	4834	200	5034	45	17	58	57816
Habiganj	21363	256	21619	232	50	2520	110	2630	33	7	30	24249
Moulavi Bazar	18135	276	18411	193	91	1402	147	1549	24	15	22	19960
Sunamganj	24844	608	25452	498	191	3907	274	4181	110	35	114	29633
<b>Sylhet Div.</b>	<b>116499</b>	<b>1765</b>	<b>118264</b>	<b>2018</b>	<b>406</b>	<b>12663</b>	<b>731</b>	<b>13394</b>	<b>212</b>	<b>74</b>	<b>224</b>	<b>131658</b>
<b>National</b>	<b>1855373</b>	<b>22453</b>	<b>1877826</b>	<b>15354</b>	<b>7454</b>	<b>139387</b>	<b>7900</b>	<b>147287</b>	<b>2473</b>	<b>1536</b>	<b>4033</b>	<b>2025113</b>

Name of District	Injectable											Total Injectable
	Normal					Postpartum					Postpartum Expire	
	Old	New	Total	Drop out		Old	New	Total	Drop out			
				No Methd	Switch Over				No Methd	Switch Over		
Dinajpur	69127	471	69598	325	338	3034	150	3184	27	35	118	72782
Thakurgaon	58045	269	58314	217	311	1378	51	1429	10	5	37	59743
Panchgarh	39335	326	39661	268	267	852	43	895	9	7	48	40556
Nilphamari	68200	433	68633	258	304	2785	138	2923	23	28	90	71556
Rangpur	104005	732	104737	510	684	3657	173	3830	65	105	74	108567
Kurigram	107872	894	108766	612	565	2104	114	2218	23	411	66	110984
Gaibandha	95438	976	96414	727	554	2393	101	2494	60	21	71	98908
Lalmonirhat	57291	376	57667	222	203	1509	60	1569	14	12	95	59236
<b>Rangpur Div.</b>	<b>599313</b>	<b>4477</b>	<b>603790</b>	<b>3139</b>	<b>3226</b>	<b>17712</b>	<b>830</b>	<b>18542</b>	<b>231</b>	<b>624</b>	<b>599</b>	<b>622332</b>
Bogura	103427	665	104092	437	361	2904	159	3063	15	21	127	107155
Joipurhat	23593	131	23724	61	56	559	26	585	5	6	12	24309
Naogaon	53987	506	54493	326	257	1507	65	1572	15	39	58	56065
Nawabganj	51303	253	51556	222	185	1218	45	1263	21	10	49	52819
Rajshahi	86158	1381	87539	693	812	4235	337	4572	123	135	55	92111
Natore	45553	504	46057	232	301	1472	72	1544	18	33	41	47601
Pabna	100629	365	100994	296	176	2809	71	2880	13	16	58	103874
Serajganj	117467	737	118204	348	314	4599	120	4719	40	34	123	122923
<b>Rajshahi Div.</b>	<b>582117</b>	<b>4542</b>	<b>586659</b>	<b>2615</b>	<b>2462</b>	<b>19303</b>	<b>895</b>	<b>20198</b>	<b>250</b>	<b>294</b>	<b>523</b>	<b>606857</b>
Kustia	70123	476	70599	198	237	2215	92	2307	19	13	70	72906
Meherpur	34218	158	34376	78	126	494	46	540	0	2	13	34916
Chuadanga	51228	269	51497	168	193	1316	82	1398	10	24	48	52895
Jhenaidaha	48140	285	48425	173	164	1578	65	1643	21	37	23	50068
Magura	25392	193	25585	96	104	1456	52	1508	3	2	44	27093
Narail	17502	125	17627	81	74	416	12	428	2	6	4	18055
Jashore	123874	463	124337	355	294	3140	83	3223	17	29	66	127560
Khulna	67775	1000	68775	506	375	1609	71	1680	16	15	24	70455
Bagerhat	40839	437	41276	281	241	1374	69	1443	15	16	21	42719
Satkhira	64894	356	65250	193	162	1260	53	1313	10	7	55	66563
<b>Khulna Div.</b>	<b>543985</b>	<b>3762</b>	<b>547747</b>	<b>2129</b>	<b>1970</b>	<b>14858</b>	<b>625</b>	<b>15483</b>	<b>113</b>	<b>151</b>	<b>368</b>	<b>563230</b>
Barguna	37120	590	37710	310	326	1593	63	1656	49	21	34	39366
Patuakhali	70159	495	70654	278	1581	2621	107	2728	66	29	76	73382
Barishal	62105	589	62694	436	316	2791	104	2895	34	15	68	65589
Jhalakati	15977	165	16142	125	45	462	39	501	20	15	14	16643
Bhola	111466	666	112132	774	644	3707	151	3858	27	43	111	115990
Pirojpur	28443	318	28761	242	154	1038	44	1082	12	8	44	29843
<b>Barishal Div.</b>	<b>325270</b>	<b>2823</b>	<b>328093</b>	<b>2165</b>	<b>3066</b>	<b>12212</b>	<b>508</b>	<b>12720</b>	<b>208</b>	<b>131</b>	<b>347</b>	<b>340813</b>

Name of District	Injectable											Total Injectable
	Normal					Postpartum						
	Old	New	Total	Drop out		Old	New	Total	Drop out		Postpartum Expire	
				No Methd	Switch Over				No Methd	Switch Over		
Gopalganj	21363	260	21623	142	77	917	27	944	3	3	16	22567
Madaripur	34762	189	34951	137	111	1620	36	1656	17	22	34	36607
Shariatpur	30481	184	30665	186	98	1412	29	1441	11	1	22	32106
Faridpur	43904	489	44393	259	204	1078	58	1136	35	21	37	45529
Rajbari	31994	252	32246	170	145	1122	40	1162	9	10	25	33408
Dhaka	91343	590	91933	307	243	3757	132	3889	51	31	74	95822
Gazipur	40318	222	40540	135	66	1192	38	1230	1	4	28	41770
Munshiganj	31737	134	31871	119	92	1546	38	1584	39	9	23	33455
Narayanganj	71501	644	72145	381	277	3071	89	3160	29	23	88	75305
Narshingdi	64190	436	64626	315	407	2662	96	2758	52	36	44	67384
Manikganj	34932	306	35238	222	126	1141	54	1195	11	10	24	36433
Tangail	99551	515	100066	453	248	2124	71	2195	36	15	55	102261
Kishoreganj	65130	908	66038	550	529	3154	167	3321	61	53	54	69359
<b>Dhaka Div.</b>	<b>661206</b>	<b>5129</b>	<b>666335</b>	<b>3376</b>	<b>2623</b>	<b>24796</b>	<b>875</b>	<b>25671</b>	<b>355</b>	<b>238</b>	<b>524</b>	<b>692006</b>
Jamalpur	85390	274	85664	264	161	2588	75	2663	22	5	38	88327
Sherpur	51782	207	51989	187	121	1328	35	1363	12	21	47	53352
Mymensingh	118497	950	119447	665	488	5927	213	6140	92	25	198	125587
Netrokona	47808	416	48224	296	252	3221	108	3329	33	11	77	51553
<b>Mymensingh Div.</b>	<b>303477</b>	<b>1847</b>	<b>305324</b>	<b>1412</b>	<b>1022</b>	<b>13064</b>	<b>431</b>	<b>13495</b>	<b>159</b>	<b>62</b>	<b>360</b>	<b>318819</b>
Brahmanbaria	68652	412	69064	555	131	3800	123	3923	107	8	75	72987
Cumilla	172743	951	173694	737	451	8725	375	9100	87	60	141	182794
Chandpur	73932	383	74315	330	231	3287	124	3411	14	32	88	77726
Feni	39093	309	39402	217	130	2309	92	2401	22	12	22	41803
Noakhali	93666	418	94084	421	123	6433	168	6601	39	17	84	100685
Lakshmipur	68365	299	68664	213	66	3752	195	3947	20	7	89	72611
Chattogram	112927	847	113774	601	393	7080	226	7306	55	38	129	121080
Cox's Bazar	87705	752	88457	515	266	7579	273	7852	66	55	136	96309
Rangamati	13268	88	13356	71	62	389	10	399	3	0	8	13755
Khagrachhari	16538	83	16621	67	48	502	5	507	3	2	6	17128
Bandarban	11475	174	11649	189	102	862	45	907	15	10	13	12556
<b>Chattogram Div.</b>	<b>758364</b>	<b>4716</b>	<b>763080</b>	<b>3916</b>	<b>2003</b>	<b>44718</b>	<b>1636</b>	<b>46354</b>	<b>431</b>	<b>241</b>	<b>791</b>	<b>809434</b>
Sylhet	97125	712	97837	553	104	5921	133	6054	68	29	67	103891
Habiganj	41910	270	42180	302	95	3377	70	3447	10	3	25	45627
Moulavi Bazar	39343	276	39619	286	129	1432	47	1479	15	13	13	41098
Sunamganj	46948	637	47585	444	225	3848	152	4000	36	20	51	51585
<b>Sylhet Div.</b>	<b>225326</b>	<b>1895</b>	<b>227221</b>	<b>1585</b>	<b>553</b>	<b>14578</b>	<b>402</b>	<b>14980</b>	<b>129</b>	<b>65</b>	<b>156</b>	<b>242201</b>
<b>National</b>	<b>3999058</b>	<b>29191</b>	<b>4028249</b>	<b>20337</b>	<b>16925</b>	<b>161241</b>	<b>6202</b>	<b>167443</b>	<b>1876</b>	<b>1806</b>	<b>3668</b>	<b>4195692</b>



Name of District	IUD											Total IUD
	Normal					Postpartum						
	Old	New	Total	Drop out		Old	New	Total	Drop out		Postpartum Expire	
				No Methd	Switch Over				No Methd	Switch Over		
Dinajpur	9995	60	10055	35	34	340	14	354	4	3	10	10409
Thakurgaon	1794	6	1800	6	1	69	3	72	0	0	2	1872
Panchgarh	3962	10	3972	8	9	55	0	55	1	0	1	4027
Nilphamari	5532	41	5573	25	31	231	4	235	0	1	5	5808
Rangpur	13191	52	13243	67	14	547	4	551	2	1	9	13794
Kurigram	11605	92	11697	48	33	166	6	172	3	1	4	11869
Gaibandha	17067	54	17121	114	46	297	3	300	3	0	6	17421
Lalmonirhat	2602	32	2634	105	32	141	8	149	1	2	2	2783
<b>Rangpur Div.</b>	<b>65748</b>	<b>347</b>	<b>66095</b>	<b>408</b>	<b>200</b>	<b>1846</b>	<b>42</b>	<b>1888</b>	<b>14</b>	<b>8</b>	<b>39</b>	<b>67983</b>
Bogrua	19185	41	19226	64	25	226	7	233	5	0	6	19459
Joipurhat	3092	19	3111	4	9	48	0	48	0	0	2	3159
Naogaon	10105	42	10147	38	22	239	12	251	89	0	10	10398
Nawabganj	5280	22	5302	12	7	158	2	160	2	0	4	5462
Rajshahi	7089	35	7124	25	20	198	4	202	1	1	5	7326
Natore	7649	32	7681	19	17	168	9	177	3	3	7	7858
Pabna	21402	45	21447	76	18	204	10	214	15	1	2	21661
Serajganj	20445	149	20594	68	36	1481	9	1490	5	1	3	22084
<b>Rajshahi Div.</b>	<b>94247</b>	<b>385</b>	<b>94632</b>	<b>306</b>	<b>154</b>	<b>2722</b>	<b>53</b>	<b>2775</b>	<b>120</b>	<b>6</b>	<b>39</b>	<b>97407</b>
Kustia	4736	12	4748	14	10	63	2	65	1	0	3	4813
Meherpur	2040	1	2041	4	5	27	0	27	0	0	2	2068
Chuadanga	4410	22	4432	16	8	100	5	105	0	0	2	4537
Jhenaidaha	7213	21	7234	27	12	154	2	156	0	0	2	7390
Magura	3764	30	3794	6	10	175	7	182	7	0	1	3976
Narail	4380	4	4384	29	5	45	0	45	0	1	1	4429
Jashore	16767	36	16803	33	19	346	4	350	1	2	7	17153
Khulna	12739	56	12795	50	25	456	9	465	228	2	10	13260
Bagerhat	9670	38	9708	37	15	381	3	384	0	0	1	10092
Satkhira	9467	22	9489	17	4	428	2	430	1	2	5	9919
<b>Khulna Div.</b>	<b>75186</b>	<b>242</b>	<b>75428</b>	<b>233</b>	<b>113</b>	<b>2175</b>	<b>34</b>	<b>2209</b>	<b>238</b>	<b>7</b>	<b>34</b>	<b>77637</b>
Barguna	4285	29	4314	21	14	116	1	117	2	1	1	4431
Patuakhali	8162	40	8202	30	22	445	8	453	2	0	7	8655
Barishal	12021	36	12057	47	20	379	3	382	0	0	5	12439
Jhalakati	4479	10	4489	19	11	85	4	89	2	2	2	4578
Bhola	10788	31	10819	18	12	278	9	287	0	0	3	11106
Pirojpur	9055	30	9085	36	26	231	4	235	0	2	5	9320
<b>Barishal Div.</b>	<b>48790</b>	<b>176</b>	<b>48966</b>	<b>171</b>	<b>105</b>	<b>1534</b>	<b>29</b>	<b>1563</b>	<b>6</b>	<b>5</b>	<b>23</b>	<b>50529</b>

Name of District	IUD											Total IUD
	Normal					Postpartum						
	Old	New	Total	Drop out		Old	New	Total	Drop out		Postpartum Expire	
				No Methd	Switch Over				No Methd	Switch Over		
Gopalganj	4362	9	4371	14	4	102	1	103	0	0	4	4474
Madaripur	7396	43	7439	27	10	272	7	279	0	0	4	7718
Shariatpur	8987	42	9029	37	12	272	1	273	4	2	8	9302
Faridpur	14399	75	14474	65	20	298	10	308	2	1	23	14782
Rajbari	5965	25	5990	25	14	97	0	97	1	1	3	6087
Dhaka	21037	85	21122	40	23	782	21	803	3	2	9	21925
Gazipur	8915	21	8936	19	6	139	4	143	1	0	0	9079
Munshiganj	7430	13	7443	43	17	349	4	353	3	2	11	7796
Narayanganj	11494	41	11535	45	24	398	5	403	4	2	2	11938
Narshingdi	14872	34	14906	27	22	430	7	437	2	1	6	15343
Manikganj	6976	23	6999	21	15	89	3	92	0	0	7	7091
Tangail	20345	81	20426	72	25	311	4	315	3	5	5	20741
Kishoreganj	19042	73	19115	70	45	671	15	686	3	7	3	19801
<b>Dhaka Div.</b>	<b>151220</b>	<b>565</b>	<b>151785</b>	<b>505</b>	<b>237</b>	<b>4210</b>	<b>82</b>	<b>4292</b>	<b>26</b>	<b>23</b>	<b>85</b>	<b>156077</b>
Jamalpur	14599	29	14628	24	11	254	3	257	5	0	3	14885
Sherpur	6766	11	6777	12	9	61	4	65	0	0	3	6842
Mymensingh	21648	66	21714	42	41	625	7	632	12	2	3	22346
Netrokona	7618	19	7637	30	14	389	1	390	2	1	1	8027
<b>Mymensingh Div.</b>	<b>50631</b>	<b>125</b>	<b>50756</b>	<b>108</b>	<b>75</b>	<b>1329</b>	<b>15</b>	<b>1344</b>	<b>19</b>	<b>3</b>	<b>10</b>	<b>52100</b>
Brahmanbaria	17443	39	17482	140	31	610	14	624	3	1	9	18106
Cumilla	36843	208	37051	142	50	1998	95	2093	25	18	30	39144
Chandpur	12777	72	12849	62	44	1211	36	1247	2	7	25	14096
Feni	9934	48	9982	30	17	850	68	918	1	1	3	10900
Noakhali	18073	54	18127	66	10	1343	13	1356	3	2	12	19483
Lakshmipur	8007	15	8022	52	5	442	9	451	3	0	7	8473
Chattogram	41629	129	41758	155	53	1803	39	1842	4	2	31	43600
Cox's Bazar	11537	22	11559	50	7	1309	32	1341	3	0	14	12900
Rangamati	4946	16	4962	22	12	322	9	331	2	0	13	5293
Khagrachhari	3921	18	3939	18	5	192	5	197	0	0	0	4136
Bandarban	3845	15	3860	55	31	363	10	373	2	2	5	4233
<b>Chattogram Div.</b>	<b>168955</b>	<b>636</b>	<b>169591</b>	<b>792</b>	<b>265</b>	<b>10443</b>	<b>330</b>	<b>10773</b>	<b>48</b>	<b>33</b>	<b>149</b>	<b>180364</b>
Sylhet	15696	19	15715	46	16	889	8	897	6	0	23	16612
Habiganj	10040	7	10047	17	5	794	33	827	2	0	8	10874
Moulavi Bazar	10989	24	11013	40	20	501	22	523	4	3	5	11536
Sunamganj	12685	10	12695	39	12	750	17	767	2	0	3	13462
<b>Sylhet Div.</b>	<b>49410</b>	<b>60</b>	<b>49470</b>	<b>142</b>	<b>53</b>	<b>2934</b>	<b>80</b>	<b>3014</b>	<b>14</b>	<b>3</b>	<b>39</b>	<b>52484</b>
<b>National</b>	<b>704187</b>	<b>2536</b>	<b>706723</b>	<b>2665</b>	<b>1202</b>	<b>27193</b>	<b>665</b>	<b>27858</b>	<b>485</b>	<b>88</b>	<b>418</b>	<b>734581</b>

Name of District	Implant											Total Implant
	Normal			Drop out		Postpartum			Drop out		Postpartum Expire	
	Old	New	Total	No Methd	Switch Over	Old	New	Total	Drop out			
									No Methd	Switch Over		
Dinajpur	40295	293	40588	129	212	2498	67	2565	10	10	82	43153
Thakurgaon	13434	78	13512	51	69	326	13	339	2	0	12	13851
Panchgarh	12625	56	12681	31	51	272	10	282	1	0	5	12963
Nilphamari	18862	58	18920	65	54	991	11	1002	1	5	40	19922
Rangpur	31678	156	31834	111	64	1330	21	1351	8	3	25	33185
Kurigram	18447	84	18531	84	72	793	9	802	3	3	24	19333
Gaibandha	28222	46	28268	133	91	993	7	1000	8	1	20	29268
Lalmonirhat	12706	57	12763	33	44	487	10	497	15	4	18	13260
<b>Rangpur Div.</b>	<b>176269</b>	<b>828</b>	<b>177097</b>	<b>637</b>	<b>657</b>	<b>7690</b>	<b>148</b>	<b>7838</b>	<b>48</b>	<b>26</b>	<b>226</b>	<b>184935</b>
Bogura	51671	256	51927	193	221	2454	52	2506	6	4	88	54433
Joipurhat	14595	164	14759	25	48	694	29	723	1	2	47	15482
Naogaon	22464	138	22602	113	111	837	11	848	5	3	32	23450
Nawabganj	6955	82	7037	18	47	249	6	255	7	0	10	7292
Rajshahi	20242	151	20393	74	101	1026	19	1045	3	0	16	21438
Natore	20296	167	20463	71	96	1150	42	1192	14	5	37	21655
Pabna	22562	84	22646	42	54	659	20	679	1	5	8	23325
Seraiganj	20998	95	21093	65	83	1119	15	1134	9	2	24	22227
<b>Rajshahi Div.</b>	<b>179783</b>	<b>1137</b>	<b>180920</b>	<b>601</b>	<b>761</b>	<b>8188</b>	<b>194</b>	<b>8382</b>	<b>46</b>	<b>21</b>	<b>262</b>	<b>189302</b>
Kustia	11993	95	12088	32	35	411	15	426	0	2	17	12514
Meherpur	3436	5	3441	6	8	70	0	70	0	1	0	3511
Chuadanga	9445	102	9547	18	34	314	18	332	3	8	22	9879
Jhenaidaha	16365	76	16441	56	41	698	22	720	1	4	12	17161
Magura	9488	39	9527	40	19	599	11	610	3	3	12	10137
Narail	6325	7	6332	14	8	224	2	226	0	0	1	6558
Jashore	29030	64	29094	58	53	1119	10	1129	2	2	24	30223
Khulna	29682	136	29818	91	47	980	14	994	3	2	192	30812
Bagerhat	13942	46	13988	27	25	915	2	917	1	592	14	14905
Satkhira	15690	33	15723	28	42	566	1	567	0	0	19	16290
<b>Khulna Div.</b>	<b>145396</b>	<b>603</b>	<b>145999</b>	<b>370</b>	<b>312</b>	<b>5896</b>	<b>95</b>	<b>5991</b>	<b>13</b>	<b>614</b>	<b>313</b>	<b>151990</b>
Barguna	12456	69	12525	30	31	726	14	740	5	10	23	13265
Patuakhali	22034	25	22059	61	62	1192	31	1223	3	3	14	23282
Barishal	20920	44	20964	59	37	1000	5	1005	2	3	25	21969
Jhalakati	6576	13	6589	20	4	259	2	261	2	2	3	6850
Bhola	21745	65	21810	50	53	788	19	807	35	0	3	22617
Pirojpur	11201	20	11221	40	21	677	3	680	11	2	237	11901
<b>Barishal Div.</b>	<b>94932</b>	<b>236</b>	<b>95168</b>	<b>260</b>	<b>208</b>	<b>4642</b>	<b>74</b>	<b>4716</b>	<b>58</b>	<b>20</b>	<b>305</b>	<b>99884</b>

Name of District	Implant											Total Implant
	Normal					Postpartum						
	Old	New	Total	Drop out		Old	New	Total	Drop out		Postpartum Expire	
				No Methd	Switch Over				No Methd	Switch Over		
Gopalganj	9539	10	9549	20	12	626	6	632	1	1	15	10181
Madaripur	15331	15	15346	31	20	740	3	743	1	0	14	16089
Shariatpur	8708	10	8718	16	9	586	27	613	4	0	11	9331
Faridpur	20075	132	20207	83	43	929	11	940	2	3	30	21147
Rajbari	14511	73	14584	40	45	640	16	656	1	2	24	15240
Dhaka	28086	55	28141	29	30	1562	19	1581	8	3	13	29722
Gazipur	15004	19	15023	44	11	522	4	526	1	0	11	15549
Munshiganj	10511	25	10536	31	39	643	10	653	1	7	16	11189
Narayanganj	17163	57	17220	42	40	925	2	927	9	3	17	18147
Narshingdi	13602	34	13636	19	15	713	5	718	1	0	136	14354
Manikganj	14390	87	14477	58	54	520	16	536	3	1	19	15013
Tangail	39413	128	39541	108	97	1150	15	1165	3	2	30	40706
Kishoreganj	31934	147	32081	97	62	1941	36	1977	8	7	37	34058
<b>Dhaka Div.</b>	<b>238267</b>	<b>792</b>	<b>239059</b>	<b>618</b>	<b>477</b>	<b>11497</b>	<b>170</b>	<b>11667</b>	<b>43</b>	<b>29</b>	<b>373</b>	<b>250726</b>
Jalpur	28735	40	28775	65	42	1167	13	1180	5	2	15	29955
Sherpur	19201	82	19283	47	27	543	18	561	0	1	22	19844
Mymensingh	44079	110	44189	92	78	1968	8	1976	12	7	53	46165
Netrokona	21735	55	21790	62	45	1675	13	1688	3	9	23	23478
<b>Mymensingh Div.</b>	<b>113750</b>	<b>287</b>	<b>114037</b>	<b>266</b>	<b>192</b>	<b>5353</b>	<b>52</b>	<b>5405</b>	<b>20</b>	<b>19</b>	<b>113</b>	<b>119442</b>
Brahmanbaria	23326	29	23355	77	51	2588	16	2604	10	1	45	25959
Cumilla	39310	143	39453	174	50	3147	89	3236	24	18	41	42689
Chandpur	19336	61	19397	63	34	2321	21	2342	7	3	46	21739
Feni	11883	21	11904	24	32	1483	17	1500	2	1	5	13404
Noakhali	25699	54	25753	57	7	3561	9	3570	10	12	35	29323
Lakshmipur	15037	30	15067	37	10	1291	5	1296	3	2	23	16363
Chattogram	56728	58	56786	154	69	3646	14	3660	9	8	47	60446
Cox's Bazar	27176	54	27230	89	43	2784	28	2812	13	11	23	30042
Rangamati	10249	5	10254	13	8	434	1	435	0	1	20	10689
Khagrachhari	7090	6	7096	19	1	296	4	300	6	0	1	7396
Bandarban	6343	0	6343	43	22	638	0	638	8	0	1	6981
<b>Chattogram Div.</b>	<b>242177</b>	<b>461</b>	<b>242638</b>	<b>750</b>	<b>327</b>	<b>22189</b>	<b>204</b>	<b>22393</b>	<b>92</b>	<b>57</b>	<b>287</b>	<b>265031</b>
Sylhet	32073	18	32091	56	20	3106	9	3115	2	2	26	35206
Habiganj	14064	14	14078	17	11	2133	3	2136	1	2	17	16214
Moulavi Bazar	17315	25	17340	43	22	1176	2	1178	0	0	13	18518
Sunamganj	21845	18	21863	76	30	2720	8	2728	9	4	17	24591
<b>Sylhet Div.</b>	<b>85297</b>	<b>75</b>	<b>85372</b>	<b>192</b>	<b>83</b>	<b>9135</b>	<b>22</b>	<b>9157</b>	<b>12</b>	<b>8</b>	<b>73</b>	<b>94529</b>
<b>National</b>	<b>1275871</b>	<b>4419</b>	<b>1280290</b>	<b>3694</b>	<b>3017</b>	<b>74590</b>	<b>959</b>	<b>75549</b>	<b>332</b>	<b>794</b>	<b>1952</b>	<b>1355839</b>

Name of District	Permanent Method													Postpartum Expire	Total Permanent Method	Total Acceptors	CAR(%)	
	Male						Female											
	Normal			Postpartum			Total Male	Normal			Postpartum							Total Female
	Old	New	Total	Old	New	Total		Old	New	Total	Old	New	Total					
Dinajpur	44284	13	44297	73	1	74	44371	64828	1143	65971	1738	90	1828	67799	0	112170	542020	81.9
Thakurgaon	14945	2	14947	3	0	3	14950	19484	8	19492	432	20	452	19944	0	34894	239849	79.0
Panchgarh	11620	0	11620	9	0	9	11629	12459	8	12467	323	24	347	12814	0	24443	190464	81.1
Nilphamari	19923	4	19927	67	1	68	19995	37858	11	37869	933	32	965	38834	0	58829	336179	81.4
Rangpur	35005	4	35009	179	0	179	35188	35231	38	35269	2020	17	2037	37306	0	72494	502157	78.1
Kurigram	16727	4	16731	5	0	5	16736	22130	31	22161	324	28	352	22513	0	39249	413277	77.0
Gaibandha	23043	30	23073	15	0	15	23088	34342	62	34404	1019	37	1056	35460	0	58548	447428	81.1
Lalmonirhat	12648	3	12651	3	0	3	12654	21953	29	21982	442	34	476	22458	0	35112	225577	80.4
<b>Rangpur Div.</b>	<b>178195</b>	<b>60</b>	<b>178255</b>	<b>354</b>	<b>2</b>	<b>356</b>	<b>178611</b>	<b>248285</b>	<b>1330</b>	<b>249615</b>	<b>7231</b>	<b>282</b>	<b>7513</b>	<b>257128</b>	<b>0</b>	<b>435739</b>	<b>2896951</b>	<b>79.9</b>
Bogura	27137	12	27149	56	0	56	27205	52096	23	52119	1215	43	1258	53377	0	80582	635013	82.3
Joipurhat	15368	9	15377	9	0	9	15386	19232	13	19245	315	13	328	19573	0	34959	178122	83.8
Naogaon	18125	5	18130	18	2	20	18150	67928	45	67973	1732	85	1817	69790	0	87940	470465	79.8
Nawabganj	15859	4	15863	5	1	6	15869	31545	92	31637	959	71	1030	32667	0	48536	301325	79.9
Rajshahi	9289	4	9293	19	1	20	9313	68196	52	68248	3921	61	3982	72230	0	81543	501332	81.4
Natore	5018	1	5019	54	0	54	5073	51260	30	51290	1245	83	1328	52618	0	57691	339106	82.2
Pabna	11919	5	11924	22	0	22	11946	36841	22	36863	559	23	582	37445	0	49391	464830	79.0
Serajganj	11292	6	11298	3	0	3	11301	20760	40	20800	1125	55	1180	21980	0	33281	535111	81.5
<b>Rajshahi Div.</b>	<b>114007</b>	<b>46</b>	<b>114053</b>	<b>186</b>	<b>4</b>	<b>190</b>	<b>114243</b>	<b>347858</b>	<b>317</b>	<b>348175</b>	<b>11071</b>	<b>434</b>	<b>11505</b>	<b>359680</b>	<b>0</b>	<b>473923</b>	<b>3425304</b>	<b>81.1</b>
Kustia	4540	2	4542	29	0	29	4571	56672	25	56697	1763	73	1836	58533	0	63104	360115	78.5
Meherpur	543	0	543	0	0	0	543	23821	17	23838	546	35	581	24419	0	24962	127595	78.7
Chuadanga	1213	2	1215	1	0	1	1216	28854	32	28886	1045	84	1129	30015	0	31231	211374	82.1
Jhenaidaha	3091	1	3092	0	0	0	3092	44215	26	44241	1316	85	1401	45642	0	48734	308017	78.2
Magura	2119	1	2120	77	0	77	2197	17914	11	17925	834	31	865	18790	0	20987	144537	78.5
Narail	2570	1	2571	0	0	0	2571	14233	9	14242	454	41	495	14737	0	17308	121681	78.9
Jashore	21488	4	21492	109	0	109	21601	47170	25	47195	781	29	810	48005	0	69606	493603	80.3
Khulna	17646	7	17653	11	0	11	17664	33609	24	33633	607	44	651	34284	0	51948	401296	80.6
Bagerhat	12035	2	12037	40	0	40	12077	20118	13	20131	365	12	377	20508	0	32585	245068	80.8
Satkhira	11517	1	11518	4	0	4	11522	36765	22	36787	969	50	1019	37806	0	49328	349818	80.1
<b>Khulna Div.</b>	<b>76762</b>	<b>21</b>	<b>76783</b>	<b>271</b>	<b>0</b>	<b>271</b>	<b>77054</b>	<b>323371</b>	<b>204</b>	<b>323575</b>	<b>8680</b>	<b>484</b>	<b>9164</b>	<b>332739</b>	<b>0</b>	<b>409793</b>	<b>2763104</b>	<b>79.8</b>
Barguna	13155	6	13161	15	0	15	13176	8470	21	8491	453	30	483	8974	0	22150	155997	78.8
Patuakhali	9992	3	9995	256	0	256	10251	17358	5	17363	827	17	844	18207	0	28458	270232	79.6
Barishal	9544	1	9545	32	0	32	9577	26880	18	26898	874	19	893	27791	0	37368	326262	76.9
Jhalakati	4946	0	4946	0	0	0	4946	7733	8	7741	264	16	280	8021	0	12967	89860	78.4
Bhola	9569	12	9581	13	0	13	9594	9584	5	9599	94	6	100	9689	0	19283	299099	80.7
Pirojpur	6323	0	6323	6	0	6	6329	9463	3	9466	490	14	504	9970	0	16299	162349	79.4
<b>Barishal Div.</b>	<b>53529</b>	<b>22</b>	<b>53551</b>	<b>322</b>	<b>0</b>	<b>322</b>	<b>53873</b>	<b>79488</b>	<b>60</b>	<b>79548</b>	<b>3002</b>	<b>102</b>	<b>3104</b>	<b>82652</b>	<b>0</b>	<b>136525</b>	<b>1303799</b>	<b>78.9</b>

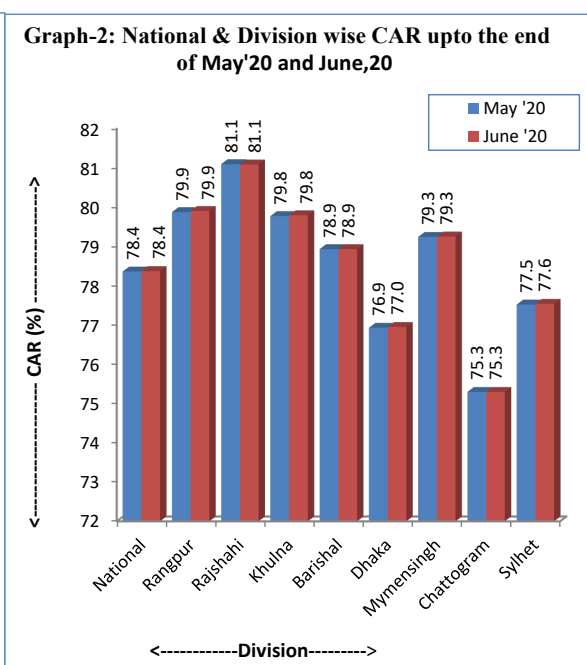
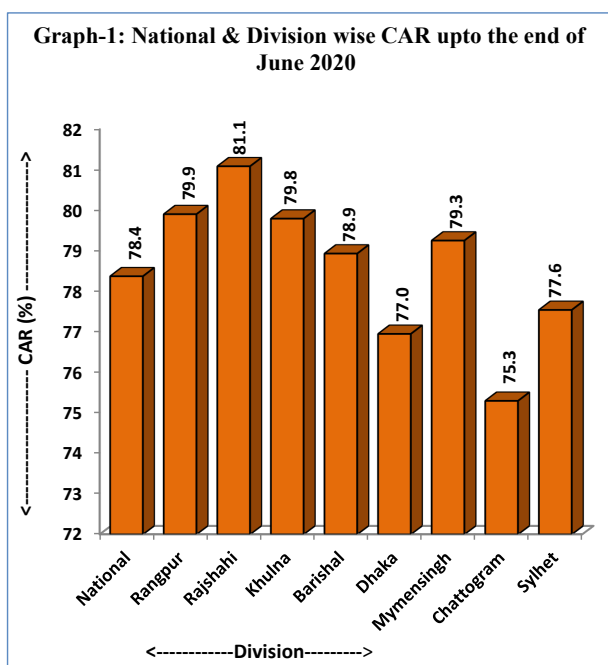
Name of District	Permanent Method														Postpartum Expire	Total Permanent Method	Total Acceptors	CAR(%)
	Male							Female										
	Normal			Postpartum			Total Male	Normal			Postpartum			Total Female				
	Old	New	Total	Old	New	Total		Old	New	Total	Old	New	Total					
Gopalganj	2761	3	2764	8	0	8	2772	19804	16	19820	547	33	580	20400	0	23172	175968	79.7
Madaripur	2678	1	2679	2	0	2	2681	14735	3	14738	428	20	448	15186	0	17867	182436	78.1
Shariatpur	4167	0	4167	54	0	54	4221	11535	3	11538	396	6	402	11940	0	16161	163973	76.2
Faridpur	8142	5	8147	73	0	73	8220	36333	25	36358	1038	45	1083	37441	0	45661	314370	79.7
Rajbari	5987	4	5991	1	0	1	5992	17382	13	17395	291	29	320	17715	0	23707	183439	78.6
Dhaka	22156	2	22158	136	0	136	22294	48945	17	48962	2043	178	2221	51183	0	73477	552173	75.2
Gazipur	4664	1	4665	6	0	6	4671	33493	3	33496	547	12	559	34055	0	38726	322071	75.9
Munshiganj	2235	0	2235	9	0	9	2244	27480	11	27491	1225	59	1284	28775	0	31019	223708	74.3
Narayanganj	13260	10	13270	61	2	63	13333	32276	12	32288	1208	34	1242	33530	0	46863	402147	75.1
Narshingdi	3292	3	3295	1	0	1	3296	32021	15	32036	1789	100	1889	33925	0	37221	332798	75.8
Manikganj	4186	1	4187	2	0	2	4189	29366	11	29377	833	38	871	30248	0	34437	234841	76.5
Tangail	19380	1	19381	16	0	16	19397	59259	29	59288	1905	79	1984	61272	0	80669	658673	77.6
Kishoreganj	13852	4	13856	43	0	43	13899	43966	29	43995	1374	48	1422	45417	0	59316	450648	79.7
<b>Dhaka Div.</b>	<b>106760</b>	<b>35</b>	<b>106795</b>	<b>412</b>	<b>2</b>	<b>414</b>	<b>107209</b>	<b>406595</b>	<b>187</b>	<b>406782</b>	<b>13624</b>	<b>681</b>	<b>14305</b>	<b>421087</b>	<b>0</b>	<b>528296</b>	<b>4197245</b>	<b>77.0</b>
Jamalpur	15125	2	15127	32	0	32	15159	27739	13	27752	937	22	959	28711	0	43870	390162	80.0
Sherpur	8925	4	8929	1	0	1	8930	16569	22	16591	564	41	605	17196	0	26126	253122	78.9
Mymensingh	34192	4	34196	61	0	61	34257	44349	29	44378	898	56	954	45332	0	79589	834127	79.3
Netrokona	15546	0	15546	180	0	180	15726	25471	6	25477	894	16	910	26387	0	42113	329579	78.7
<b>Mymensingh Div.</b>	<b>73788</b>	<b>10</b>	<b>73798</b>	<b>274</b>	<b>0</b>	<b>274</b>	<b>74072</b>	<b>114128</b>	<b>70</b>	<b>114198</b>	<b>3293</b>	<b>135</b>	<b>3428</b>	<b>117626</b>	<b>0</b>	<b>191698</b>	<b>1806990</b>	<b>79.3</b>
Brahmanbaria	6360	1	6361	18	0	18	6379	42097	8	42105	1119	36	1155	43260	0	49639	371653	70.0
Cumilla	19017	15	19032	40	0	40	19072	84961	655	85616	3546	70	3616	89232	0	108304	857208	76.3
Chandpur	5428	1	5429	18	0	18	5447	34437	14	34451	1457	41	1498	35949	0	41396	362755	76.6
Feni	1806	0	1806	9	0	9	1815	23822	2	23824	1409	55	1464	25288	0	27103	204050	72.6
Noakhali	7410	1	7411	54	0	54	7465	39816	5	39821	1674	41	1715	41536	0	49001	444956	75.7
Lakshmipur	3440	0	3440	62	1	63	3503	14180	324	14504	1946	27	1973	16477	0	19980	243267	72.4
Chattogram	12443	2	12445	31	0	31	12476	60424	381	60805	1268	36	1304	62109	0	74585	791638	74.4
Cox's Bazar	12812	0	12812	127	0	127	12939	14848	2	14850	789	5	794	15644	0	28583	342513	80.4
Rangamati	2967	4	2971	0	0	0	2971	4604	1	4605	56	2	58	4663	0	7634	82878	81.9
Khagrachhari	4076	2	4078	3	0	3	4081	5171	2	5173	32	5	37	5210	0	9291	89233	78.0
Bandarban	4725	0	4725	9	0	9	4734	2783	0	2783	25	0	25	2808	0	7542	59256	80.7
<b>Chattogram Div.</b>	<b>80484</b>	<b>26</b>	<b>80510</b>	<b>371</b>	<b>1</b>	<b>372</b>	<b>80882</b>	<b>327143</b>	<b>1394</b>	<b>328537</b>	<b>13321</b>	<b>318</b>	<b>13639</b>	<b>342176</b>	<b>0</b>	<b>423058</b>	<b>3849407</b>	<b>75.3</b>
Sylhet	14304	7	14311	91	0	91	14402	45123	768	45891	1432	40	1472	47363	0	61765	466965	77.7
Habiganj	14260	4	14264	187	0	187	14451	30185	4	30189	1075	13	1088	31277	0	45728	303468	77.0
Moulavi Bazar	15282	1	15283	34	0	34	15317	30510	10	30520	825	14	839	31359	0	46676	261322	77.2
Sunamganj	15017	4	15021	155	2	157	15178	32927	9	32936	1080	19	1099	34035	0	49213	314319	78.1
<b>Sylhet Div.</b>	<b>58863</b>	<b>16</b>	<b>58879</b>	<b>467</b>	<b>2</b>	<b>469</b>	<b>59348</b>	<b>138745</b>	<b>791</b>	<b>139536</b>	<b>4412</b>	<b>86</b>	<b>4498</b>	<b>144034</b>	<b>0</b>	<b>203382</b>	<b>1346074</b>	<b>77.5</b>
<b>National</b>	<b>742388</b>	<b>236</b>	<b>742624</b>	<b>2657</b>	<b>11</b>	<b>2668</b>	<b>745292</b>	<b>1985613</b>	<b>4353</b>	<b>1989966</b>	<b>64634</b>	<b>2522</b>	<b>67156</b>	<b>2057122</b>	<b>0</b>	<b>2802414</b>	<b>21588874</b>	<b>78.4</b>

**Table -12: Number of New and Total Acceptors upto the end of May,20 and June,20**

Method	New Acceptors		% Change of May '20 over June,20	Total Acceptors		% Change of May '20 over June,20
	May '20	June '20		May '20	June '20	
Per.Method (Male)	185	247	33.5	747678	745292	-0.3
Per.Method (Female)	4664	6875	47.4	2055703	2057122	0.1
Per.Method (Total)	4849	7122	46.9	2803381	2802414	0.0
IUD	3243	4399	35.6	734671	733253	-0.2
Implant	2928	5915	102.0	1352434	1347554	-0.4
Injectables	37530	44962	19.8	4198717	4197194	0.0
Oral Pill	92251	101308	9.8	10465308	10472473	0.1
Condom	32999	36734	11.3	2033586	2035986	0.1
<b>Total</b>	<b>173800</b>	<b>200440</b>	<b>15.3</b>	<b>21588097</b>	<b>21588874</b>	<b>0.0</b>

**Table -13: CAR(%) by Division upto the end of May 2020 and June 2020**

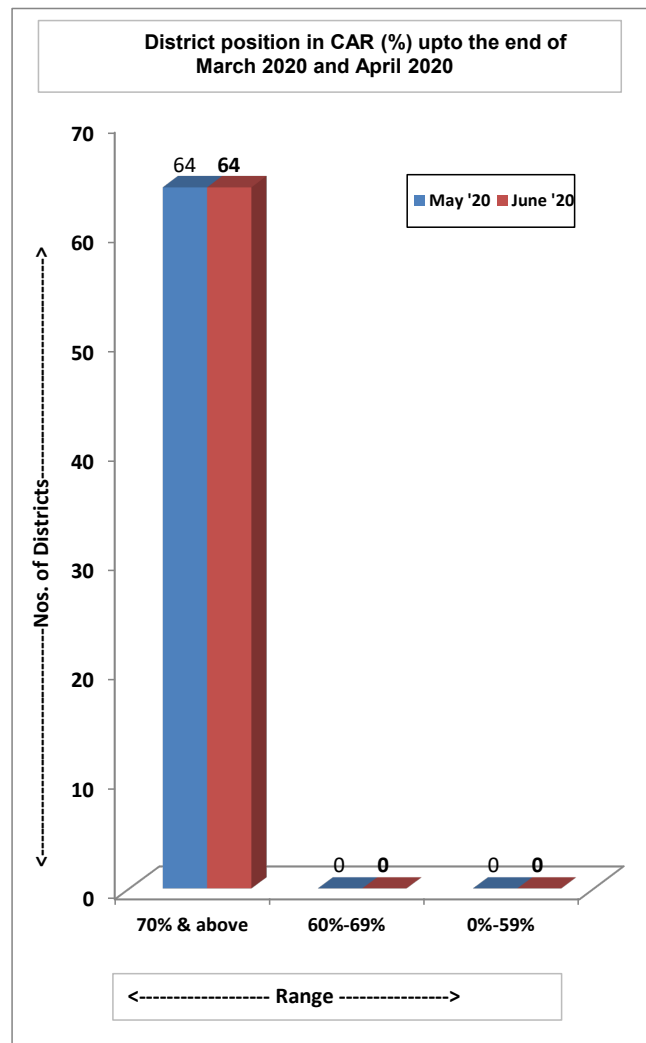
Division	May '20	June '20	% Change of June,20 over May'20
Rangpur	79.88	79.91	0.03
Rajshahi	81.10	81.09	-0.01
Khulna	79.78	79.80	0.02
Barishal	78.94	78.94	0.00
Dhaka	76.94	76.96	0.02
Mymensingh	79.25	79.26	0.01
Chattogram	75.31	75.31	0.00
Sylhet	77.53	77.55	0.02
<b>National</b>	<b>78.37</b>	<b>78.38</b>	<b>0.01</b>



**Table -14: District by Range of CAR upto the end of June 2020**

Range	Sl.No.	District	CAR (%)
70% & above	1	Joipurhat	83.76
	2	Bogura	82.29
	3	Natore	82.24
	4	Chuadanga	82.1
	5	Dinajpur	81.89
	6	Rangamati	81.87
	7	Serajganj	81.5
	8	Nilphamari	81.44
	9	Rajshahi	81.38
	10	Gaibandha	81.07
	11	Panchgarh	81.07
	12	Bagerhat	80.85
	13	Bhola	80.7
	14	Bandarban	80.68
	15	Khulna	80.63
	16	Cox's Bazar	80.41
	17	Lalmonirhat	80.41
	18	Jashore	80.34
	19	Satkhira	80.09
	20	Jamalpur	80
	21	Nawabganj	79.94
	22	Naogaon	79.81
	23	Faridpur	79.74
	24	Gopalganj	79.68
	25	Kishoreganj	79.66
	26	Patuakhali	79.59
	27	Pirojpur	79.38
	28	Mymensingh	79.26
	29	Thakurgaon	79.02
	30	Pabna	79.01
	31	Sherpur	78.9
	32	Narail	78.86
	33	Barguna	78.84
	34	Meherpur	78.73
	35	Netrokona	78.67
	36	Rajbari	78.61
	37	Magura	78.53
	38	Kustia	78.52
	39	Jhalakati	78.38
	40	Jhenaidaha	78.19
	41	Madaripur	78.12
	42	Rangpur	78.12
	43	Sunamganj	78.12
	44	Khagrachhari	78.03
	45	Sylhet	77.74
	46	Tangail	77.57
	47	Moulavi Bazar	77.22
	48	Habiganj	76.97
	49	Kurigram	76.96
	50	Barishal	76.87
	51	Chandpur	76.65
	52	Manikganj	76.52
	53	Cumilla	76.33
	54	Shariatpur	76.18
	55	Gazipur	75.86
	56	Narshingdi	75.78
	57	Noakhali	75.7
	58	Dhaka	75.17
	59	Narayanganj	75.13
	60	Chattogram	74.37
	61	Munshiganj	74.29
	62	Feni	72.57
	63	Lakshmipur	72.42
	64	Brahmanbaria	70

Range	Nos of Districts CAR (%)
70% & above	64
60% - 69%	Nil
0%-59%	Nil







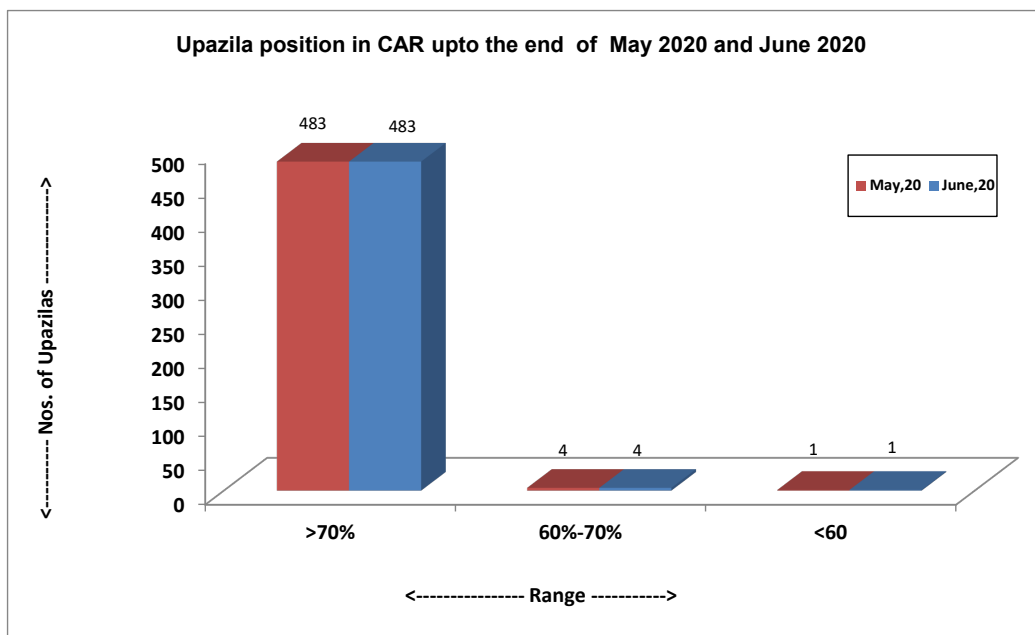


Sl. No.	Name of District	Name of Upazila	Total Couples	Total Acceptors	CAR (%)	Sl. No.	Name of District	Name of Upazila	Total Couples	Total Acceptors	CAR (%)
331	Pabna	Pabna Sadar	136304	105657	77.5	409	Manikganj	Daulatpur	35164	26608	75.7
332	Faridpur	Sadarpur	34245	26540	77.5	410	Moulavi Bazar	Komolganj	46732	35350	75.6
333	Pirojpur	Mathbaria	49269	38177	77.5	411	Sylhet	Companiganj	28201	21332	75.6
334	Narshingdi	Narshingdi Sadar	123839	95951	77.5	412	Feni	Feni Sadar	92708	70082	75.6
335	Faridpur	Char Bhadrashion	12956	10038	77.5	413	Noakhali	Sudharam (Sadar)	90851	68612	75.5
336	Narayanganj	Bandar	67260	52097	77.5	414	Kurigram	Roumari	44894	33890	75.5
337	Tangail	Ghatail	103594	80224	77.4	415	Noakhali	Begumganj	112462	84881	75.5
338	Jhalakati	Nalchhiti	34100	26403	77.4	416	Cumilla	Muradnagar	111884	84422	75.5
339	Khagrachhari	Khagrachhari Sadar	19628	15186	77.4	417	Shariatpur	Naria	41245	31119	75.4
340	Netrokona	Khaliajhuri	17271	13352	77.3	418	Sylhet	Biani Bazar	35529	26802	75.4
341	Sylhet	Kanaighat	48181	37245	77.3	419	Cumilla	Meghna	22835	17214	75.4
342	Mymensingh	Bhaluka	90428	69881	77.3	420	Noakhali	Subarna Char	53869	40588	75.3
343	Habiganj	Nabiganj	59531	46000	77.3	421	Barishal	Barisal Sadar	83482	62860	75.3
344	Meherpur	Gagni	77405	59801	77.3	422	Tangail	Nagarapur	66651	50138	75.2
345	Bagerhat	Chitalmari	28377	21922	77.3	423	Cumilla	Chandina	77711	58427	75.2
346	Madaripur	Kalkini	55239	42673	77.3	424	Cumilla	South	83792	62956	75.1
347	Shariatpur	Damoddyia	23438	18102	77.2	425	Shariatpur	Palong (Sadar)	42331	31802	75.1
348	Jhalakati	Jhalakati Sadar	35268	27237	77.2	426	Noakhali	Sonaimuri	66600	49627	75.1
349	Cumilla	Titash	37486	28944	77.2	427	Sylhet	Biswanath	30730	23083	75.1
350	Khulna	Terokhada	26284	20288	77.2	428	Chattoagram	Sandwip	59718	44847	75.1
351	Tangail	Basail	39709	30633	77.1	429	Barishal	Hizla	25468	19119	75.1
352	Chandpur	Hajiganj	63562	49033	77.1	430	Munshiganj	Tongibari	38712	29045	75
353	Shariatpur	Janjira	33216	25611	77.1	431	Shariatpur	Bhedarganj	44620	33445	75
354	Dhaka	Keraniganj	144229	111093	77	432	Narayanganj	Rupganj	96154	72057	74.9
355	Dhaka	Savar	148901	114661	77	433	Chattoagram	Rangunia	75799	56725	74.8
356	Sylhet	Balaganj	49685	38253	77	434	Tangail	Shakhipur	68894	51524	74.8
357	Tangail	Kalihati	90591	69738	77	435	Feni	Sonagazi	54951	41066	74.7
358	Sylhet	South Shurma	55813	42963	77	436	Gazipur	Kaliganj	55423	41362	74.6
359	Barishal	Banaripara	29310	22561	77	437	Kurigram	Ulipur	105627	78796	74.6
360	Pabna	Faridpur	28071	21604	77	438	Lakshmipur	Kamalnagar	34579	25787	74.6
361	Tangail	Mirzapur	95565	73494	76.9	439	Madaripur	Rajori	48009	35735	74.4
362	Moulavi Bazar	Juri	25609	19675	76.8	440	Dhaka	Dhamrai	69725	66722	74.4
363	Narshingdi	Belaboo	41638	31970	76.8	441	Naogaon	Dhamoirhat	44596	33107	74.2
364	Moulavi Bazar	Kulaura	61613	47305	76.8	442	Chattoagram	Anwara	48156	35749	74.2
365	Jashore	Chowgachha	52433	40249	76.8	443	Cumilla	Homna	40840	30295	74.2
366	Brahmanbaria	Ashuganj	28808	22108	76.7	444	Narayanganj	Sonargaon	88210	65395	74.1
367	Noakhali	Senbag	55063	42248	76.7	445	Tangail	Delduar	47802	35431	74.1
368	Netrokona	Purbadhala	55744	42767	76.7	446	Khagrachhari	Ramgarh	12967	9605	74.1
369	Chattoagram	Boalkhali	47037	36081	76.7	447	Cumilla	Nangolkot	77268	57234	74.1
370	Kurigram	Nageswari	102857	78881	76.7	448	Chattoagram	Sitakunda	78754	58246	74
371	Barishal	Muladi	31153	23876	76.6	449	Noakhali	Companiganj	50589	37415	74
372	Cumilla	Monohargonj	50284	38533	76.6	450	Chandpur	Mottab (North)	58119	42970	73.9
373	Sunamganj	Dowara Bazar	40556	31068	76.6	451	Munshiganj	Lohajong	31429	23210	73.8
374	Moulavi Bazar	Sreemongal	64052	49066	76.6	452	Narshingdi	Shibpur	58762	43371	73.8
375	Munshiganj	Serajdikhan	59063	45241	76.6	453	Rangpur	Badarganj	66266	48908	73.8
376	Magura	Mohammadpur	42762	32731	76.5	454	Brahmanbaria	Akhaura	30937	22810	73.7
377	Barishal	Mehendiganj	50551	38684	76.5	455	Manikganj	Harirampur	32436	23910	73.7
378	Pabna	Sujanagar	63098	48285	76.5	456	Munshiganj	Srinagar	58786	43232	73.5
379	Chattoagram	Panchlaish	32234	24665	76.5	457	Munshiganj	Munshiganj Sadar	81694	60018	73.5
380	Narayanganj	Narayanganj Sadar	199110	152279	76.5	458	Chattoagram	Satkania	71081	52189	73.4
381	Gazipur	Kaliakair	60524	46287	76.5	459	Chandpur	Haimchar	18355	13475	73.4
382	Jhenaidaha	Sailkupa	81447	62281	76.5	460	Feni	Fulgazi	24600	18046	73.4
383	Rangpur	Kaunia	47369	36220	76.5	461	Narshingdi	Monohordi	58815	43132	73.3
384	Rangpur	Mithapukur	114453	87461	76.4	462	Cumilla	Daudkandi	73203	53654	73.3
385	Lakshmipur	Ramganj	61350	46877	76.4	463	Dhaka	Mirpur	85006	62216	73.2
386	Kishoreganj	Palundia	48297	36890	76.4	464	Brahmanbaria	Sadar	79191	57933	73.2
465	Lakshmipur	Raipur	59183	43239	73.1	474	Chattoagram	Fatichhari	108566	78252	72.1
466	Munshiganj	Gazaria	31451	22962	73	475	Chattoagram	Chandanaish	45218	32537	72
467	Brahmanbaria	Bijoy Nagar	51853	37843	73	476	Manikganj	Singair	63682	45442	71.4
468	Sylhet	Fenchuganj	18678	13590	72.8	477	Narayanganj	Araihazar	84544	60319	71.3
469	Brahmanbaria	Sarail	56863	41344	72.7	478	Chattoagram	Lohagora	50800	36193	71.2
470	Cumilla	Burichong	68216	49587	72.7	479	Brahmanbaria	Nabinagar	97416	69204	71
471	Brahmanbaria	Kashba	65700	47697	72.6	480	Chattoagram	Mirsharai	84969	60311	71
472	Chattoagram	Patiya	97745	70691	72.3	481	Habiganj	Madhabpur	64999	45906	70.6
473	Dhaka	Nawabganj	71012	51236	72.2	482	Feni	Dagonbhuiyan	53425	37678	70.5
						483	Brahmanbaria	Nasirnagar	57046	40169	70.4

Sl. No.	Name of District	Name of Upazila	Total Couples	Total Acceptors	CAR (%)	Sl. No.	Name of District	Name of Upazila	Total Couples	Total Acceptors	CAR (%)
---------	------------------	-----------------	---------------	-----------------	---------	---------	------------------	-----------------	---------------	-----------------	---------

**Table-16: List of Upazila achieved CAR 50-70% up to the end of June 2020**

Sl. No.	Name of District	Name of Upazila	Total Couples	Total Acceptors	CAR (%)
1	Dhaka	Dohar	47791	33358	69.8
2	Lakshmipur	Lakshmipur Sadar	138330	94397	68.2
3	Gazipur	Kapasia	71471	46984	65.7
4	Feni	Chhagalnaiya	35234	21806	61.9
5	Brahmanbaria	Bancharampur	63156	32545	52.5



**Table -17: Method wise Dropout and Switch Over by Division upto the end of June 2020**

Division	Number of Acceptors dropped out and Switch Over									
	Oral Pill		Condom		Injectable		IUD		Implant	
	No Method	Switch Over	No Method	Switch Over	No Method	Switch Over	No Method	Switch Over	No Method	Switch Over
Rangpur	6531	4593	1973	1065	3484	3132	378	241	736	745
Rajshahi	10153	4891	3081	2485	3133	2858	363	187	939	755
Khulna	7376	3676	3035	1512	3507	2256	332	132	513	422
Barisal	5205	2886	956	527	4260	1439	874	155	355	250
Dhaka	9290	5663	3975	2413	4121	3606	636	300	1139	623
Mymensingh	5083	2077	1163	597	1703	1204	166	87	545	290
Chattogram	9015	4158	3449	1407	4889	2584	923	322	1152	548
Sylhet	5138	1642	2532	607	2701	791	180	53	449	155
<b>National</b>	<b>69573</b>	<b>53867</b>	<b>29499</b>	<b>16841</b>	<b>35015</b>	<b>29042</b>	<b>6581</b>	<b>3524</b>	<b>12472</b>	<b>9076</b>

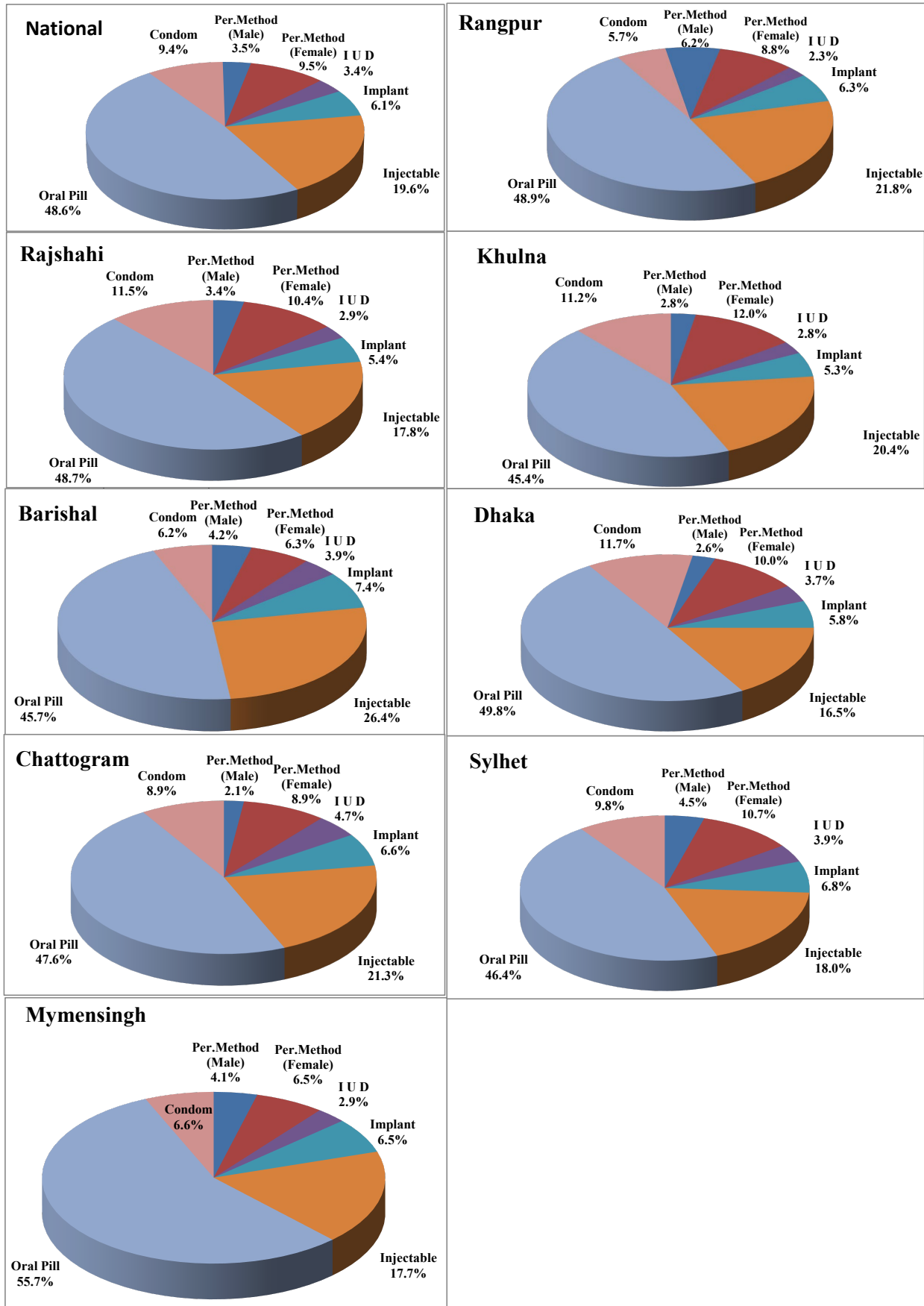
**Table -18: Contraceptive Acceptors and Acceptance Rate by Division upto the end of May 2020 and June 2020**

Division	Month	Total Eligible Couple	Total Number of Acceptors							CAR (%)
			Permanent Method	IUD	Implant	Injectable	Oral Pill	Condom	Total	
Rangpur	May-20	3623601	435622	67823	184171	623585	1418672	164834	2894707	79.88
	Jun-20	3625424	435739	67814	183387	623815	1421423	164773	2896951	79.91
Rajshahi	May-20	4221222	473601	97736	188844	607558	1660119	395427	3423285	81.1
	Jun-20	4223980	473923	97733	188091	607588	1661981	395988	3425304	81.09
Khulna	May-20	3471452	410506	77476	151689	562805	1255870	311266	2769612	79.78
	Jun-20	3462442	409793	77017	150816	561501	1253133	310844	2763104	79.8
Barishal	May-20	1650815	136614	50413	99540	340429	595275	80821	1303092	78.94
	Jun-20	1651660	136525	50275	99286	340870	595721	81122	1303799	78.94
Dhaka	May-20	5451317	527475	155808	249741	690626	2078875	491684	4194209	76.94
	Jun-20	5453752	528296	155551	249052	690168	2081400	492778	4197245	76.96
Mymensingh	May-20	2278439	191622	52096	119609	320103	1005343	116960	1805733	79.25
	Jun-20	2279793	191698	52077	119319	320595	1005708	117593	1806990	79.26
Chattogram	May-20	5115276	424563	180638	264464	810569	1831793	340387	3852414	75.31
	Jun-20	5111488	423058	180128	263236	809363	1833016	340606	3849407	75.31
Sylhet	May-20	1734799	203378	52681	94376	243042	619361	132207	1345045	77.53
	Jun-20	1735761	203382	52658	94367	243294	620091	132282	1346074	77.55
<b>National</b>	May-20	27546921	2803381	734671	1352434	4198717	10465308	2033586	21588097	78.37
	Jun-20	27544300	2802414	733253	1347554	4197194	10472473	2035986	21588874	78.38

**Table -19: Status of Contraceptive Method-Mix based on CAR at the end of the Month of June 20**

Method	Rangpur	Rajshahi	Khulna	Barishal	Dhaka	Mymensingh	Chattogram	Sylhet	National
Permanent Method	15.04	13.84	14.83	10.47	12.59	10.61	10.99	15.11	13.00
I U D	2.34	2.85	2.79	3.86	3.71	2.88	4.68	3.91	3.41
Implant	6.33	5.49	5.46	7.62	5.93	6.60	6.84	7.01	6.29
Injectables	21.53	17.74	20.32	26.14	16.44	17.74	21.03	18.07	19.46
Oral Pill	49.07	48.52	45.35	45.69	49.59	55.66	47.62	46.07	48.45
Condom	5.69	11.56	11.25	6.22	11.74	6.51	8.85	9.83	9.40
<b>Total</b>	<b>100.0</b>	<b>100.0</b>	<b>100.0</b>	<b>100.0</b>	<b>100.0</b>	<b>100.0</b>	<b>100.0</b>	<b>100.0</b>	<b>100.0</b>

## Method-Mix for the month of June 2020



**Table -20: Performance by type of MCH services for the month of May 2020 and June 2020**

Services		Performance		% Change of May '20 over June,20
		May '20	June '20	
Number of Pregnant Women		865368	871520	0.71
No. of High Risk Pregnant Mother Referred		4569	4451	-2.58
Treatment, Advised & Referred Infertile Couple		73676	97662	32.56
Treatment of RTI/STI (MCHTI, MFSTC, FWVTI-Raj & MCWCs)		3286	4450	35.42
<b>Antenatal Care</b>	1 <sup>st</sup> visit (within 4 Month)	107216	155849	45.36
	2 <sup>nd</sup> visit (within 6 Month)	83925	103653	23.51
	3 <sup>rd</sup> visit (within 8 Month)	71268	85356	19.77
	4 <sup>th</sup> visit (in 9 <sup>th</sup> month) (including MCHTI, MFSTC & FWVTI-Raj)	62291	73470	17.95
<b>Delivery</b> conducted in MCHTI, MFSTC, FWVTI-Rajshahi, MCWC, UHC, UH&FWC & NGO Clinics	Normal	40436	40701	0.66
	C-Section	33808	36090	6.75
	<b>Total Delivery</b>	74244	76791	3.43
<b>Postnatal Care</b> (including MCHTI, MFSTC, FWVTI-Raj, MCWC, UHC, UH&FWC)	PNC-1 (within 24 Hour)	32272	34356	6.46
	PNC-2 (within 2- 3 day)	27172	29766	9.55
	PNC-3 (within 7 -14 day)	29370	31666	7.82
	PNC-4 (within 42-48 day)	34013	38518	13.24
<b>TT for Women (15 - 49 Yrs.)</b>	1 <sup>st</sup> dose	73676	97662	32.56
	2 <sup>nd</sup> dose	72192	92830	28.59
	3 <sup>rd</sup> dose	75354	98006	30.06
	4 <sup>th</sup> dose	69305	92142	32.95
	5 <sup>th</sup> dose	70572	91916	30.24
<b>Immunization</b>	BCG (Vaccine)	86373	137736	59.47
	PCV 1	97647	145162	48.66
	PCV 2	88321	134061	51.79
	PCV 3	87328	124087	42.09
	MR Vaccine 1st Dose	84938	135157	59.12
	MR Vaccine 2nd Dose	82669	120510	45.77
Number of ECP acceptors		5527	8051	45.67
Number of MR done ( Both Govt. & NGOs )		885	1041	17.63
<b>Total Live Births</b>		100928	102970	2.02
Still Births (Including MCHTI, MFSTC & FWVTI-Raj )		183	205	12.02
<b>Death</b>	Neonatal Deaths (0 - 28 day)	223	234	4.93
	Infant Death (29 days -<1 Yr.)	64	78	21.88
	Child Death (1 - <5Yrs.)	16	6	-62.50
	Maternal Deaths	82	68	-17.07
	Other Death	19706	23302	18.25
	<b>Total Death</b>	20077	23688	17.99
No. of Health Education in UH&FWC		3018	4028	33.47

**Table -21: Performance by type of Nutrition services for the month of May 2020 and June 2020**

Services		Performance		% Change of May '20 over June,20
		May '20	June '20	
Nutrition Services for Pregnant Women, 0-59 months aged child and Mother	Counseling on IYCF, IFA, Vitamin-A and Hand washing	551653	609417	10.5
	Received IFA & Calcium Tablet (0-23 months child mother)	119231	112831	-5.4
	Exclusive Breast feeding up to 6 months	145007	152899	5.4
	No. of children (6-23Month) feeding complementary foods	165826	170236	2.7
	Feeding Tablet Vitamin A (6-59 months Child)	2128	3785	77.9
	Received Tablet anti-helminthics (24-59months Child)	29153	36848	26.4
	Feeding Zink pill with ORS suffering form diarrhoea	2655	5067	90.8
	Identifying Suffering from MAM	5960	6016	0.9
	Suffering from SAM & Referred	2748	2016	-26.6
	Identifying Child Stunting	2485	2694	8.4
	Identifying Child Wasting	2198	3227	46.8
	Identifying Child Under weight	2685	3428	27.7



**Annex - A: Summary of the Couples and Acceptors by Month Since January 2020**

Indicators		Jan.'20	Feb.'20	March.'20	April.'20	May.'20	June.'20
Number of Total Couples		27487779	27496025	27463140	27518538	27546921	27544300
Number of Total Acceptors		21559903	21565373	21540144	21555207	21588097	21588874
CAR (Contraceptive Acceptance Rate)		78.43	78.43	78.43	78.33	78.37	78.38
<b>Method Specific Acceptors(Cumilative) by Month Since January 2020</b>							
Permanent Method (Male)Total		748300	748102	739987	746770	747678	745292
Permanent Method (Female) Total		2050328	2051713	2049643	2054699	2055703	2057122
Permanent Method (Total)		2798628	2799815	2789630	2801469	2803381	2802414
IUD (Users)Total		737777	736568	736789	734581	734671	733253
Implant (Users) Total		1345156	1353757	1356909	1355839	1352434	1347554
Injectable (Acceptors) Total		4207167	4207378	4200195	4195692	4198717	4197194
Oral Pill (Acceptors) Total		10438422	10435519	10425137	10442513	10465308	10472473
Condom (Acceptors) Total		2032753	2032336	2031484	2025113	2033586	2035986
Reporting Status	Number of Districts reported	64	64	64	64	64	64
	Number of Upazilas reported	488	488	488	488	488	488
<b>Method Specific Absolute Performance by Month Since January 2020</b>							
Indicators		Jan.'20	Feb.'20	March.'20	April.'20	May.'20	June.'20
Permanent Method (Male, Cases)		2907	2707	1758	263	121	541
Permanent Method (Female, Cases)		6803	6104	5010	1822	2610	4380
Permanent Method (Total, Cases)		9710	8811	6768	2085	2731	4921
I U D (in cases)		13502	13467	10899	4951	5666	7488
Implant (Cases)		33087	33401	22313	1851	2530	8668
Injectables (Doses)		909077	868019	786949	623230	656370	770039
Oral Pill (Cycles)		6855290	6699482	6470474	5504306	5852316	5945947
Condom (Pieces)		9316766	9108225	8504781	6380180	6894597	7600866
<b>Performance by types of MCH services by month since January 2020</b>							
Services		Jan.'20	Feb.'20	March.'20	April.'20	May.'20	June.'20
Number of Pregnant Women		944584	933035	959575	878801	865368	871520
No. of High Risk Pregnant Mother Referred		6136	5865	4975	3757	4569	4451
Antenatal Care	1 <sup>st</sup> visit (within 4 Month)	167330	164875	141654	93692	107216	155849
	2 <sup>nd</sup> visit (within 6 Month)	132390	133219	113498	79811	83925	103653
	3 <sup>rd</sup> visit (within 8 Month)	109085	109296	95926	68240	71268	85356
	4 <sup>th</sup> visit (in 9 <sup>th</sup> month) (including MCHTI, MFSTC & FWVTI-Raj)	91375	91154	80235	58960	62291	73470

Services		Jan.'20	Feb.'20	March.'20	April.'20	May.'20	June.'20
<b>Institutional Delivery(MCHTI, MFSTC, FWVTI-Raj., MCWC, UHC, UH&amp;FWC &amp; NGO)</b>	Normal	50878	45749	42827	37686	40436	40701
	Caesarian	43879	39832	37411	32591	33808	36090
	<b>Total</b>	<b>94757</b>	<b>85581</b>	<b>80238</b>	<b>70277</b>	<b>74244</b>	<b>76791</b>
<b>Non-Institutional Delivery</b>	At Home by Trained Persons	38687	36767	34788	33385	34287	34892
	At Home by Non-Trained Persons	13110	12493	11899	11019	11953	11899
	<b>Total</b>	<b>51797</b>	<b>49260</b>	<b>46687</b>	<b>44404</b>	<b>46240</b>	<b>46791</b>
<b>Total Delivery</b>		<b>146554</b>	<b>134841</b>	<b>126925</b>	<b>114681</b>	<b>120484</b>	<b>123582</b>
<b>Postnatal Care</b>	PNC-1 (within 24 Hour)	44058	41384	37156	29855	32272	34356
	PNC-2 (within 2- 3 day)	40192	37619	33242	25268	27172	29766
	PNC-3 (within 7 -14 day)	44000	41552	36316	27260	29370	31666
	PNC-4 (within 42-48 day) (including MCHTI, MFSTC & FWVTI-Raj)	53500	50602	42658	30953	34013	38518
Postnatal care by trained person till two days in Home Delivery		6149	5974	6394	4584	4999	5929
No. of uses 7.1% chlorhexidine digluconate for umbilical cord care		36635	33598	30894	26146	28092	28229
<b>TT for Women (15 - 49 Yrs.)</b>	1 <sup>st</sup> dose	117582	116714	111121	74024	73676	97662
	2 <sup>nd</sup> dose	112909	116192	106907	75714	72192	92830
	3 <sup>rd</sup> dose	113983	109964	106796	73771	75354	98006
	4 <sup>th</sup> dose	107891	103555	98059	71328	69305	92142
	5 <sup>th</sup> dose	109636	105421	97716	71274	70572	91916
<b>Immunization</b>	BCG (Vaccine)	144358	137434	141666	121343	85180	85180
	PCV 1	150789	151824	157481	138840	88854	88854
	PCV 2	146018	151395	161531	130371	86759	86759
	PCV 3	144941	147182	151263	130725	91434	91434
	MR Vaccine 1st Dose	133734	127190	129747	115441	77582	77582
	MR Vaccine 2nd Dose	121947	121199	126157	106672	74456	74456
Number of ECP acceptors		6587	6587	7101	4970	5527	5527
Number of MR done ( Both Govt. & NGOs )		1612	1612	1574	953	885	885
General Treatment		2495424	2495424	2545127	1437601	1435522	1435522
<b>*Total Live Births</b>		<b>121488</b>	<b>112207</b>	<b>105494</b>	<b>96923</b>	<b>100928</b>	<b>100928</b>
Still Births (Including MCHTI, MFSTC & FWVTI-Raj)		392	244	159	159	183	183
<b>Death</b>	Neonatal Death (0 - 28 day)	485	399	297	234	223	223
	Infant Death (29 days -<1 Yr.)	208	188	122	81	64	64
	Child Death (1 -< 5 Yrs.)	18	14	11	11	16	16
	Maternal Death	116	87	61	45	82	82
	Other Death	31405	28252	23150	18336	19706	19706
	<b>Total Death</b>	<b>32232</b>	<b>28940</b>	<b>23641</b>	<b>18707</b>	<b>20091</b>	<b>20091</b>
<b>* Live births conducted at Govt. MCH, DH, MCWC, UHC, UH&amp;FWC, NGOs and Home. The information is collected by FWAs through field visit.</b>							

**Annex - B: Performance of RH-EOC of MCWCs, MCHTI, MFSTC & FWVTI-Raj for the month of June 2020**

	MCWC	ANC 1st	ANC total	PNC total	Delivery			Gen. Pt	RTI/ STI	Med .	Child Care		SB	IUFD	MR	Immu nizati	Tube ctom	NSV	Implant	IUD	Injectable	Oral pill	Condom person	
					NVD	C/S	T.D				0-1yr	1-5yr												
<b>Rajshahi Division</b>																								
1	Bogra	C- EOC	160	187	27	27	9	36	83	0	0	7	4	0	0	0	0	0	0	0	0	23	33	
2	Dupchacia, Bogra	B-EOC	81	137	24	10	0	10	392	8	0	11	59	0	0	0	29	16	0	9	2	4	9	10
3	Naogaon	C-EOC	264	343	21	6	0	6	107	4	2	3	5	0	0	0	162	0	0	0	0	1	94	23
4	Joypurhat	C- EOC	137	339	65	23	2	25	856	29	3	30	70	0	2	3	0	27	0	32	5	31	42	36
5	Rajshahi	C- EOC	300	638	90	26	9	35	763	0	0	23	80	0	0	0	0	2	0	6	0	18	30	47
6	Natore	C- EOC	200	305	58	52	6	58	335	12	6	126	253	0	0	32	528	3	0	45	7	1	104	126
7	Pabna	C- EOC	87	187	35	25	5	30	131	5	0	34	21	0	0	0	0	0	0	8	2	13	43	7
8	Sirajganj	C- EOC	58	86	48	34	0	34	373	22	5	13	37	0	0	20	998	0	0	2	5	12	50	2
9	Chapai-Nawabganj	C- EOC	347	501	77	60	1	61	184	10	0	14	30	0	0	5	0	35	0	6	20	86	108	104
<b>Rangpur Division</b>																								
10	Rangpur	C- EOC	153	281	57	11	5	16	295	0	0	4	60	0	0	0	0	2	0	41	10	92	97	88
11	Dinajpur	C- EOC	330	470	35	12	0	12	320	20	0	16	58	0	1	12	440	0	0	1	5	11	127	53
12	Thakurgaon	C- EOC	196	430	65	22	1	23	493	7	0	59	85	0	0	6	341	0	0	0	6	140	82	27
13	Gaibandha	C-EOC	182	635	206	165	0	165	286	23	7	228	74	0	0	0	0	67	21	290	10	15	55	9
14	Nilphamari	C- EOC	209	466	35	23	0	23	620	26	8	47	144	0	0	3	0	6	0	0	0	40	131	3
15	Syedpur, Nilphamari	B- EOC	160	250	59	39	0	39	415	5	4	47	69	0	0	0	0	15	0	16	3	154	137	57
16	Kurigram	C-EOC	227	271	47	20	0	20	155	17	36	20	18	0	0	0	297	5	0	10	0	82	97	20
17	Lalmonirhat	C- EOC	155	299	80	21	0	21	425	25	3	124	131	0	0	0	0	47	0	34	1	52	29	28
18	Panchagore	C-EOC	227	427	58	18	0	18	310	6	0	30	49	0	0	14	538	31	0	10	6	76	22	25
19	Boda, Panchagar	C-EOC	89	309	57	20	0	20	293	8	60	34	40	0	0	0	0	13	0	42	1	222	59	14
<b>Dhaka Division</b>																								
20	Narayanganj	C- EOC	196	316	31	19	0	19	167	12	0	16	35	0	0	4	0	0	0	6	2	27	108	64
21	Munshiganj	C- EOC	360	582	75	35	0	35	508	2	0	43	37	0	0	11	0	52	0	3	1	165	198	63
22	Manikganj	C- EOC	372	581	43	14	9	23	543	20	0	152	20	0	0	28	0	26	0	103	4	25	231	174
23	Narsingdi	C-EOC	510	1528	185	83	22	105	1525	78	0	110	625	0	0	0	240	4	0	31	12	100	170	21
24	Tangail	C-EOC	120	190	130	38	2	40	1067	15	0	50	100	0	0	0	0	1	0	29	0	17	79	25
25	Sherpur	C-EOC	322	431	64	51	0	51	269	10	0	54	58	1	0	3	0	54	1	33	0	21	94	21
26	Mymensingh	C-EOC	95	290	101	70	0	70	365	9	0	106	50	0	0	8	0	0	0	6	1	15	72	0
27	Kishoreganj	C- EOC	92	256	136	49	1	50	314	15	0	93	109	0	0	14	105	42	1	27	3	36	407	184
28	Jamalpur	C- EOC	188	297	75	40	3	43	260	10	0	22	79	0	0	8	386	5	0	46	2	155	185	103
29	Netrokona	C-EOC	85	907	147	126	1	127	365	31	57	74	62	0	4	4	874	43	0	0	1	123	498	90
30	Rajbari	C- EOC	374	565	49	23	5	28	616	18	2	53	79	0	0	11	0	4	0	72	6	33	130	82
31	Faridpur	C- EOC	124	162	29	25	0	25	60	36	0	36	51	0	2	14	0	0	0	2	6	90	125	0
32	Madaripur	C- EOC	150	240	82	71	1	72	144	10	5	8	20	0	0	8	0	15	0	10	23	80	206	16
33	Gopalganj	C- EOC	52	114	32	4	2	6	391	27	0	12	30	0	0	3	0	1	0	25	0	20	82	34

<b>Khulna Division</b>																								
34	Jessore	C- EOC	313	404	19	7	0	7	229	5	0	8	13	0	0	15	428	0	0	29	3	7	36	16
35	Magura	C- EOC	191	229	43	22	0	22	532	14	4	28	34	0	2	17	0	0	0	53	6	40	84	39
36	Narail	C-EOC	324	324	30	25	1	26	386	5	0	32	50	1	0	0	348	11	0	10	2	26	43	14
37	Jhenaidah	C-EOC	210	349	32	9	0	9	973	99	1	43	30	0	0	10	10	17	0	70	16	237	205	106
38	Meherpur	C- EOC	164	218	32	19	0	19	370	3	36	43	55	0	0	0	125	18	0	26	4	3	21	57
39	Chuadanga	C-EOC	180	310	66	23	13	36	272	12	12	26	63	0	0	5	150	69	0	24	10	25	63	34
40	Khulna	C-EOC	227	446	87	25	12	37	486	2	0	94	24	0	0	0	437	0	1	6	1	20	77	39
41	Bagerhat	C-EOC	80	123	55	34	0	34	423	32	9	340	311	1	1	11	808	9	0	31	4	68	135	35
42	Satkhira	C- EOC	248	344	10	1	0	1	629	53	0	65	137	0	0	0	88	6	0	6	0	46	199	145
43	Nalta, Kaliganj, Satkhira	B-EOC	102	167	18	7	0	7	491	8	0	40	61	0	0	3	32	5	0	0	0	8	22	12
44	Kustia	C-EOC	192	305	36	14	0	14	235	25	3	40	45	0	0	4	62	1	1	24	10	8	17	34
45	Kumarkhali, Kustia	C- EOC	90	127	54	11	0	11	304	0	0	76	44	0	0	0	218	5	0	35	4	5	57	48
<b>Barisal Division</b>																								
46	Barisal	C-EOC	133	172	42	12	9	21	234	27	49	27	48	0	0	4	411	0	0	1	1	3	205	29
47	Gournadi, Barisal	C-EOC	29	74	13	4	0	4	490	22	0	29	81	0	0	4	40	1	0	13	3	37	20	1
48	Bhola	C-EOC	89	197	56	46	4	50	282	20	8	19	105	0	0	0	0	2	1	15	2	5	28	25
49	Lalmohon, Bhola	C- EOC	120	430	224	89	0	89	320	65	3	255	185	1	1	13	0	1	0	0	4	85	65	9
50	Barguna	C-EOC	82	125	63	21	0	21	681	40	0	46	159	0	0	2	148	17	0	32	1	55	53	6
51	Pirojpur	C- EOC	125	232	61	17	11	28	771	5	7	94	62	0	1	7	0	0	0	5	4	124	183	13
52	Jhalokhati	C-EOC	84	336	46	6	1	7	667	8	1	64	63	0	1	21	0	11	0	45	9	272	253	94
53	Patuakhali	C- EOC	246	369	21	8	2	10	357	11	0	51	43	0	0	10	298	11	0	14	7	137	339	29
<b>Chittagong Division</b>																								
54	Cox's Bazar	C- EOC	302	1202	259	70	0	70	172	32	4	15	27	0	1	9	318	3	0	2	1	84	68	18
55	Khagrachari	C- EOC	70	88	60	20	5	25	85	5	0	37	55	0	0	0	0	0	0	2	7	16	12	8
56	Bandarban	C- EOC	31	90	86	35	3	38	175	0	0	8	37	0	1	19	150	0	0	7	7	65	528	22
57	Rangamati	C- EOC	181	256	104	25	8	33	367	22	0	80	57	0	0	0	769	1	0	26	16	38	47	5
58	B. Baria	C- EOC	296	429	77	38	4	42	404	27	4	29	91	0	0	8	1005	1	0	47	2	96	247	47
59	Comilla	C- EOC	129	391	65	28	0	28	246	20	0	91	49	0	0	0	2079	1	1	28	5	56	79	18
60	Nangalkot, Comilla	B-EOC	51	124	90	61	0	61	200	9	0	19	19	0	0	4	0	4	0	54	6	6	24	10
61	Feni	C- EOC	353	513	69	49	4	53	110	95	0	73	52	0	0	24	0	0	0	37	10	20	61	36
62	Chandpur	C- EOC	452	777	149	57	12	69	364	29	0	114	227	0	0	5	285	29	0	34	18	73	152	55
63	Laxmipur	C- EOC	245	543	170	81	5	86	133	20	0	136	62	0	0	30	420	0	0	6	25	38	48	12
64	Noakhali	C-EOC	33	50	4	4	0	4	105	3	0	17	16	0	0	0	87	0	0	6	2	23	19	8
65	Begumganj, Noakhali	C-EOC	64	124	56	22	2	24	77	35	5	12	71	0	0	3	0	20	0	0	4	71	93	14
66	Pauchuria, Patiya	C- EOC	224	415	99	78	0	78	73	5	0	10	28	0	0	2	0	0	0	0	3	50	33	5
67	Bakolia, Ctg	C- EOC	149	210	50	33	3	36	359	20	10	52	78	0	0	1	0	0	0	0	8	34	40	4
<b>Sylhet Division</b>																								
68	Sylhet	C-EOC	28	30	2	2	0	2	152	2	0	0	4	0	0	0	5	0	0	7	0	16	39	12
69	Hobiganj	C- EOC	56	215	96	63	0	63	273	8	0	79	83	0	5	7	0	27	3	20	27	20	110	57
70	Sunamganj	C-EOC	57	107	48	29	0	29	194	0	0	8	23	0	0	5	0	7	0	28	3	43	450	70
71	Moulavibazar	C- EOC	297	381	67	23	7	30	595	16	4	61	110	0	1	0	0	15	1	25	16	242	262	44
<b>Others :</b>																								
72	MCHTI , Dhaka	C-EOC	1850	3743	649	74	152	226	570	0	0	1224	430	0	1	10	1396	9	0	9	48	56	165	0
73	MFSTC, Dhaka	C-EOC	2358	4638	456	180	186	366	1095	0	0	615	225	0	0	13	4555	24	177	69	23	32	14	17
74	FWVTI, Rajshahi	C-EOC	65	309	8	4	0	4	268	20	4	5	23	0	0	0	4	4	0	4	0	36	63	88
<b>Total</b>			<b>17122</b>	<b>32936</b>	<b>5995</b>	<b>2638</b>	<b>528</b>	<b>3166</b>	<b>28579</b>	<b>1344</b>	<b>362</b>	<b>5804</b>	<b>6022</b>	<b>4</b>	<b>24</b>	<b>477</b>	<b>19614</b>	<b>845</b>	<b>208</b>	<b>1795</b>	<b>466</b>	<b>4283</b>	<b>8583</b>	<b>2924</b>

**Annex - C : City Corporation wise Contraceptive Acceptors and Acceptance Rate (CAR) (Partial) at the end of the month of June 2020**

Name of the City Corporation	Eligible Couple	Oral Pill	Condom	Injectable	I U D	Implant	Permanent Method			Total Acceptors	CAR(%)
							Male	Female	Total		
Rangpur City Corporation	105342	37738	9641	17134	1174	5298	3392	4851	8243	79228	75.2
<b>Rangpur Division</b>	<b>105342</b>	<b>37738</b>	<b>9641</b>	<b>17134</b>	<b>1174</b>	<b>5298</b>	<b>3392</b>	<b>4851</b>	<b>8243</b>	<b>79228</b>	<b>75.2</b>
Rajshahi City Corporation	102252	26238	22561	14206	640	1541	572	3212	3784	68970	67.5
<b>Rajshahi Division</b>	<b>102252</b>	<b>26238</b>	<b>22561</b>	<b>14206</b>	<b>640</b>	<b>1541</b>	<b>572</b>	<b>3212</b>	<b>3784</b>	<b>68970</b>	<b>67.5</b>
Khulna City Corporation	134861	31852	27768	25428	4470	7533	4864	5457	10321	107372	79.6
<b>Khulna Division</b>	<b>134861</b>	<b>31852</b>	<b>27768</b>	<b>25428</b>	<b>4470</b>	<b>7533</b>	<b>4864</b>	<b>5457</b>	<b>10321</b>	<b>107372</b>	<b>79.6</b>
Barishal City Corporation	25354	10230	4402	2087	268	1626	243	904	1147	19760	77.9
<b>Barishal Division</b>	<b>25354</b>	<b>10230</b>	<b>4402</b>	<b>2087</b>	<b>268</b>	<b>1626</b>	<b>243</b>	<b>904</b>	<b>1147</b>	<b>19760</b>	<b>77.9</b>
Dhaka City Corporation	96668	29028	11946	14162	2874	4166	3530	5229	8759	70935	73.4
Gazipur City Corporation	110993	46433	9977	12565	2985	4526	1722	7586	9308	85794	77.3
Narayanganj City Corporation	112229	39454	11905	14763	2391	3939	3864	5459	9323	81775	72.9
<b>Dhaka Division</b>	<b>319890</b>	<b>114915</b>	<b>33828</b>	<b>41490</b>	<b>8250</b>	<b>12631</b>	<b>9116</b>	<b>18274</b>	<b>27390</b>	<b>265894</b>	<b>83.1</b>
Chattogram City Corporation	80828	26303	10260	9223	3292	4490	1987	3565	5552	59120	73.1
<b>Chattogram Division</b>	<b>80828</b>	<b>26303</b>	<b>10260</b>	<b>9223</b>	<b>3292</b>	<b>4490</b>	<b>1987</b>	<b>3565</b>	<b>5552</b>	<b>59120</b>	<b>73.1</b>
Sylhet City Corporation	29691	10612	3625	2969	411	1342	686	2284	2970	21929	73.9
<b>Sylhet Division</b>	<b>29691</b>	<b>10612</b>	<b>3625</b>	<b>2969</b>	<b>411</b>	<b>1342</b>	<b>686</b>	<b>2284</b>	<b>2970</b>	<b>21929</b>	<b>73.9</b>
Mymensing City Corporation	34678	13203	3047	3576	777	2346	1534	2170	3704	26653	76.9
<b>Mymensing Division</b>	<b>34678</b>	<b>13203</b>	<b>3047</b>	<b>3576</b>	<b>777</b>	<b>2346</b>	<b>1534</b>	<b>2170</b>	<b>3704</b>	<b>26653</b>	<b>76.9</b>
<b>Total</b>	<b>832896</b>	<b>271091</b>	<b>115132</b>	<b>116113</b>	<b>19282</b>	<b>36807</b>	<b>22394</b>	<b>40717</b>	<b>63111</b>	<b>648926</b>	<b>77.9</b>

## **Distribution (Not According to Seniority)**

### **A:**

1. Principal Secretary to the Honorable Prime Minister, Prime Minister's Office, Tejgaon, Dhaka.
2. Secretary, Medical Education & Family Welfare Division, Ministry of Health & Family Welfare, Bangladesh Secretariat, Dhaka.
3. Secretary, Finance Division, Ministry of Finance, Bangladesh Secretariat, Dhaka.
4. Secretary, Ministry of Planning, Planning Commission, Sher-e-Bangla Nagar, Dhaka.
5. Member, SEI Division, Planning Commission, Sher-e-Bangla Nagar, Dhaka.
6. Additional Secretary (Population, Family Welfare & Laws), Medical Education and Family Welfare, Ministry of Health & Family Welfare, Bangladesh Secretariat, Dhaka.
7. P. S. to the Honorable Prime Minister, Prime Minister's Office, Tejgaon, Dhaka.
8. Divisional Commissioner, \_\_\_\_\_ Division.
9. Joint Secretary (Project Implementation), Medical Education and Family Welfare, Ministry of Health & Family Welfare, Bangladesh Secretariat, Dhaka.
10. Joint Chief, Population Wing, Planning Commission, Sher-e-Bangla Nagar, Dhaka.
11. Deputy Commissioner, \_\_\_\_\_ District.
12. P.S. to the Honorable Minister, Ministry of Planning, Sher-e-Bangla Nagar, Dhaka for kind information of the Honorable Minister.
13. P.S. to the Honorable Minister, Ministry of Health & Family Welfare, Bangladesh Secretariat, Dhaka, for kind information of the Honorable Minister.
14. Deputy Secretary (Development), Statistics Wing, Planning Division, Ministry of Planning, Sher-e-Bangla Nagar, Dhaka.
15. Deputy Chief (Planning Wing), Medical Education and Family Welfare, Ministry of Health & Family Welfare, Bangladesh Secretariat (Clinic Building), Dhaka

### **B:**

16. Director General, Directorate General of Medical Education, Mohakhali, Dhaka.
17. Director General, Directorate General of Health Services, Mohakhali, Dhaka.
18. Director General, Medical Services, Ministry of Defense, Dhaka Cantonment, Dhaka.
19. Director General, NIPORT, Azimpur, Dhaka.
20. Director General, Nursing and Midwifery, Agargaon, Dhaka.
21. Director (Administration/Finance/Logistics & Supply/Planning/Audit/MCH-S), Directorate General of Family Planning, 6, Kawran Bazar, Dhaka-1215.
22. Line Director (CCSDP), Directorate General of Family Planning, 6, Kawran Bazar, Dhaka-1215.
23. Director (IEM) with a request for taking necessary measures for publication of the report in the Media (News Papers, Radios & TVs), 6, Kawran Bazar, Dhaka-1215.
24. Divisional Director, Family Planning, Dhaka/ Chattogram/ Khulna/ Rajshahi/ Barisal/ Sylhet/ Rangpur/ Mymensingh Division.
25. Superintendent, MCHTI, Azimpur, Dhaka/Director MFSTC-Mohammadpur, Dhaka.
26. Additional Director, Central Ware House, Family Planning, Mohakhali, Dhaka.

27. Deputy Director, Family Planning \_\_\_\_\_ District.
28. Librarian, Medical Education and Family Welfare Division, Ministry of Health & Family Welfare, Bangladesh Secretariat, Dhaka.
29. Assistant Maintenance Engineer, MIS, DGFP (Requested to upload this report to DGFP website (www.dgfp.gov.bd)).
30. Documentation Centre, IEM Unit, DGFP, 6, Kawran Bazar, Dhaka-1215.
31. P. A to Director General, Directorate General of Family Planning, 6, Kawran Bazar, Dhaka-1215.

### **C:**

1. Secretary, PPD, Block-F, Plot-17/B&c, Sehr-e-Bangla Nagar, Agargaon, Dhaka-1207.
2. Health Advisor and Chairperson, HNP Consortium, European Commission. House-7, Road # 84, Gulshan-2, Dhaka.
3. Task Team Leader, Health and Population Program Project, World Bank, E-32, Agargaon, Sher-e-Bangla Nagar, Dhaka-1207.
4. Chief, Population & Health, USAID (US Embassy), Madani Avenue, Gulshan-2, Dhaka.
5. Representative, UNFPA, IDB Bhaban, E/8 Begum Rokeya Sharani, Sher-e-Bangla Nagar, Dhaka-1207.
6. Representative, WHO, House No-12, Road No. 7, Dhanmondi R/A, Dhaka.
7. Representative, UNICEF, 1 No. Mintu Road, Extension Building (Hotel Sheraton), Dhaka
8. Representative, Population Council, House No. CES (B)-21, Road 118, Gulshan, Dhaka.
9. Director General, FPAB, 2, Naya Paltan, Dhaka.
10. Director, ICDDR'B, Mohakhali, Dhaka-1212
11. Executive Director, BAVS, 7/5, Main Road, Mirpur-2, Dhaka.
12. Managing Director, Social Marketing Company (SMC), SMC Tower (6<sup>th</sup>, 7<sup>th</sup> & 8<sup>th</sup> floor) 33, Banani C/A, Dhaka-1213.
13. Executive Director, PSTC, New Circular Road, Dhaka.
14. Country Director, SPS/MSH, House No. 28, Flat W2, Road No. 63, Gulshan-2, Dhaka-1212.
15. Communication/Documentation Officer, Population Council, House # CES (B) 21, Road # 118, Gulshan, Dhaka.