

FAMILY PLANNING MONTHLY LOGISTICS REPORT

March 2017



**Management Information System (MIS)
Directorate General of Family Planning (DGFP)**

6, Kawran Bazar, Dhaka1215

Email: dirmisfp@gmail.com, dirlsdgfp@gmail.com
www.dgfpmis.org, www.dgfplmis.org

Government of the People's Republic of Bangladesh
Directorate General of Family Planning
Management Information System (MIS)
6, Kawran Bazar, Dhaka- 1215
www.dgfp.gov.bd


Memo No. - DGFP/MIS/09(Report)/04/2017/267

Date: 16 May' 2017.

Sub: Family Planning Monthly Logistics Report for the Month of March' 2017.

Family Planning Monthly Logistics Report for the Month of March' 2017 is sent herewith for your kind information & necessary action. This report is prepared on the basis of Form-7 submitted by Warehouses and Form-7B submitted by Upazila Family Planning Offices by using WIMS & UIMS operational tools. It provides useful information on monthly distribution and stock balance of all the major contraceptives & DDS Kits of Warehouse/Upazila Stores. A summary of important events happened during reporting month included in this report. For more information you are requested to visit at www.scmpbd.org web site.

Comments and suggestions for improvement of this report will be highly appreciated.



(Md. Ferdous Alam)

Joint Secretary (MOHFW)

and

Director (MIS) &

Line Director (MIS-FP)

Phone: 9146262

Mail: dirmisfp@gmail.com

Memo No. - DGFP/MIS/09(Report)/04/2017/267/1(150)

Date: 16 May' 2017.

Copy of the report forwarded to:

1. Secretary, Ministry of Health & Family Welfare, Bangladesh Secretariat, Dhaka.
2. Additional Secretary, Ministry of Health & Family Welfare, Bangladesh Secretariat, Dhaka.
3. Joint Secretary (WHO)/ (Coordination), Ministry of Health & Family Welfare, Bangladesh Secretariat, Dhaka.
4. Joint Chief (Planning), Ministry of Health & Family Welfare, Bangladesh Secretariat (Clinic Building), Dhaka.
5. Joint Chief (Population & Planning wing), Planning commission, Sher-e-Bangla Nagar, Dhaka.
6. Joint Chief (Planning), Program Management and Monitoring Unit (PMMU), Azimpur, Dhaka-1205.
7. P.S. to the Honorable Minister, Ministry of Health and Family Welfare, Bangladesh Secretariat, Dhaka, for kind information of the Honorable Minister.
8. P.S. to the Honorable State Minister, Ministry of Health and Family Welfare, Bangladesh Secretariat, Dhaka, for kind information of the Honorable State Minister.
9. Director Administration, Directorate General of Family Planning, 6 Kawran Bazar, Dhaka 1215.

10. Director Logistics & Supply and Line Director (Procurement, Storage & Supply Management), Directorate General of Family Planning, 6 Kawran Bazar, Dhaka 1215.
11. Director Finance & Line Director (Family Planning Field Service Delivery Program), Directorate General of Family Planning, 6 Kawran Bazar, Dhaka 1215.
12. Director (IEM) & Line Director (Information, Education and Communication), Directorate General of Family Planning, 6 Kawran Bazar, Dhaka 1215.
13. Director Planning & Line Director (Program Monitoring and Evaluation), Directorate General of Family Planning, 6 Kawran Bazar, Dhaka 1215.
14. Line Director (Maternal, Child, Reproductive and Adolescent Health), Directorate General of Family Planning, 6 Kawran Bazar, Dhaka 1215.
15. Line Director (Clinical Contraception Services Delivery), Directorate General of Family Planning, 6 Kawran Bazar, Dhaka 1215.
16. Divisional Director, Family Planning, Dhaka / Chittagong / Rajshahi / Khulna / Sylhet / Barisal/ Rangpur Division.
17. Deputy Chief (FW)/ (Health), Ministry of Health & Family Welfare, Bangladesh Secretariat, Dhaka.
18. Additional Director (Drugs and Stores), Directorate General of Family Planning, Central Warehouse, Mohakhali, Dhaka.
19. Deputy Director, Family Planning, ----- District (Your are requested to take appropriate measures to ensure timely submission of Form 7B report from upazilas and send these to MIS Unit within 9th working day of the next month).
20. Supply Officer, Family Planning, ----- CWH/RWHs.
21. Country Director, SPS/MSH, House No.-28, Flat-W2, Road No.-63, Gulshan-2, Dhaka-1212.
22. Country Director, the World Bank, E-32, Agargaon, Sher-e-Banala Nagar, Dhaka-1207.
23. Team Leader, Population & Health Team, USAID, Madani Avenue, Baridhara, Dhaka.
24. Country Representative, UNFPA, IDB Bhaban, Agargaon, Sher-E-Bangla Nagar, Dhaka.
25. Managing Director, SMC, SMC Tower, 33 Banani C/A, Dhaka-1213.
26. Documentation Center, IEM Unit, Directorate General of Family Planning, 6 Kawran Bazar, Dhaka.
27. PA to Director General, Directorate General of Family Planning, 6, Kawran Bazar, Dhaka 1215.
28. Office copy, MIS, DGFP, 6 Kawran Bazar, Dhaka -1215.

Ranua
16.5.17

(Ajoy Ratan Barua)
Deputy Director(MIS)

Table Of Contents

	Page
1. DGFP Stock Status Report	1-2
2. National Receipts Quantity by Product by Month	3
3. National Level Contraceptive Summary Report	4
4. Stock Status Report at Different Levels	5
5. Contraceptive Stock Status by Product at Upazila Store and Field	6-10
6. Contraceptive Stock Status by Product at Regional Warehouses/Upazila	11-31
7. Month-wise Consumption Trend	32-34
8. Report on Upazila and Warehouse Having Stock Out in last month	35

1. DGFP Stock Status Report

Year ?	2017												2018												2019		
	4	5	6	7	8	9	10	11	12	1	2	3	4	5	6	7	8	9	10	11	12	1	2	3			
Min.-Max. ?							Min						Max														
Product ?																											
Condom	CS (124.72m) - 10 months																										
*AMC = 12.1m	2016-17: GoB (Rev):73m, Goods received																										
Pill	CS (96.8m) - 11 months																										
*AMC = 8.16m	2016-17: 69m, Goods received																										
IUD	CS (0.505m) - 23 months																										
*AMC = 21,248																											
Injectables	CS (12.1m) - 11 months																										
*AMC = 1.08m	2016-17: GoB (Dev): 3.5m; goods received																										
	CS (0.146) - 3 months						2016-17 : 0.2m																				
Implant	2016-17 - 0.2 m																										
*AMC = 38,536	2016-17(Pool Fund) : 0.2m- L/C opened																										
<p>Legend:</p> <ul style="list-style-type: none"> Current Stock To be received Planned for FY 2017-18 AMC = Average Monthly Consumption BER = Bid Evaluation Report CCGP = Cabinet Committee on Govt Purchase CS = Current Stock NOA = Notification of Award NO = No Objection TEC = Tender Evaluation Committee ICB = International Competitive Bidding NCT = National Competitive Tendering 																											
*AMC is calculated based on past 6 months consumption																											
Data Sources: DGFP/L&S unit, DGFP LMIS web site - https://scmpbd.org/																											
Central Warehouse WIMS data and Approved DGFP Procurement																											
Page 1																											

DGFP STOCK STATUS NOTES
(For Contraceptives)
Month: March 2017

CONDOM – Current national stock is 124.72 million pieces and this stock can be used up to January 2018.

PILL – Current national stock of Oral Contraceptive Pill is 96.8 million cycles which will go up to February 2018.

IUD – Current national stock is 0.505 million pieces and this stock can be used up to February 2019.

INJECTABLES – Current stock of 12.1 million vials and that can be used up to February 2018.

IMPLANT – Current stock is 0.146 million sets and this can be used up to June 2017.

- Planned for 2016-17: (Pool fund) 0.2m sets. Contract signed; L/C opened; awaiting receipts. This amount can be used up to November 2017.

You can also download the previous reports from <http://www.scmpbd.org/>

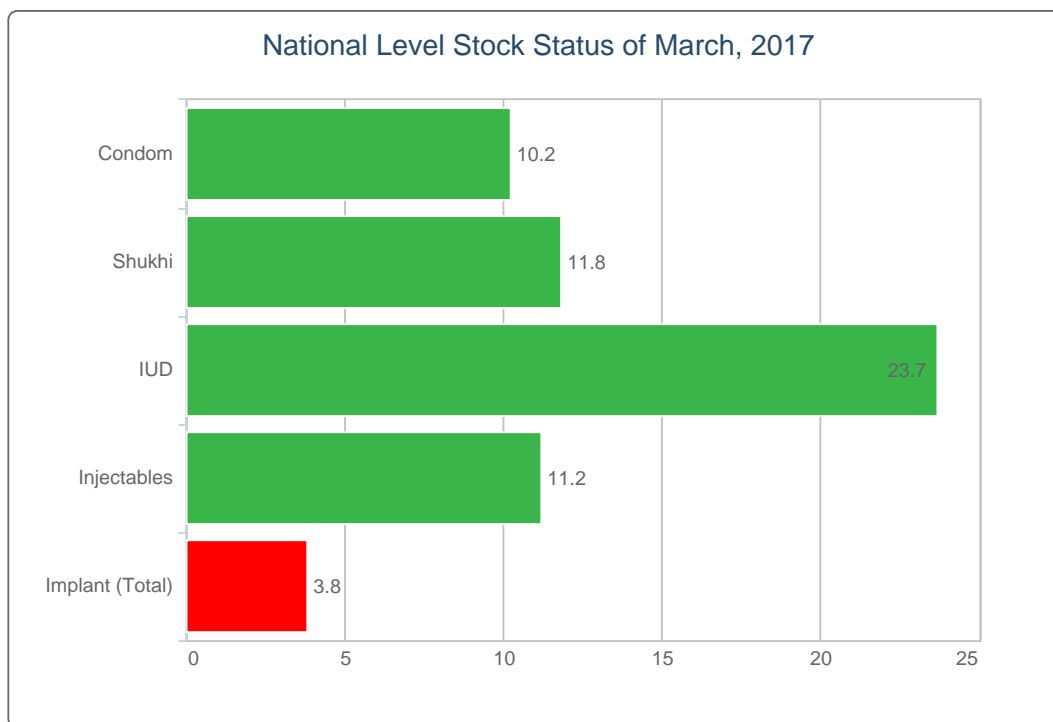
2. National Receipts Quantity by Product by Month

Contraceptive Received Report

Month: March, 2017

Item	Supplier	Receiver	Date Receipts	Qty
<i>No National Receive This Month</i>				

3. National Level Contraceptive Summary Report

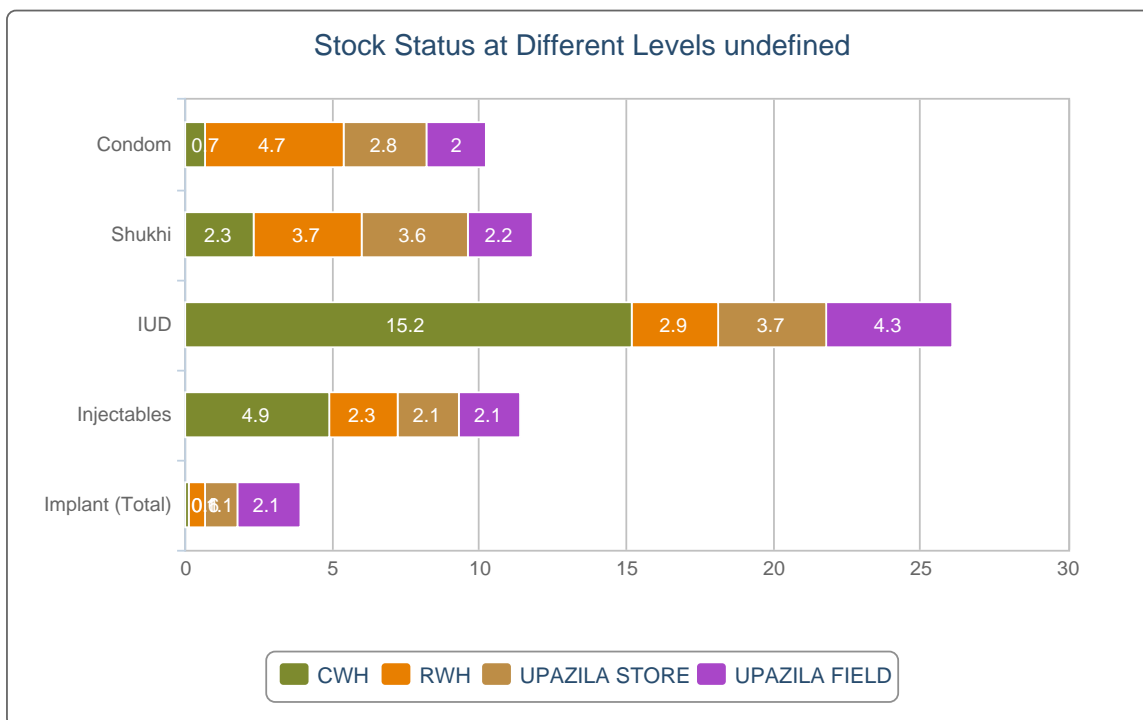


■ MOS less than 4.0
 ■ MOS 4.0 - 7.9
 ■ MOS 8.0 and above
 MOS = Month of Stock

National Level Stock Status of March, 2017

SL	Name of Products	Reported Consumption	Reported Closing Balance	Average Monthly Consumption	MOS
1	Condom	12,288,102	124,875,460	12,237,618	10.2
2	Shukhi	8,204,865	96,911,946	8,190,109	11.8
3	IUD	19,385	505,710	21,311	23.7
4	Injectables	1,062,585	12,172,336	1,082,238	11.2
5	Implant (Total)	38,135	147,099	38,666	3.8

4. Stock Status Report at Different Levels

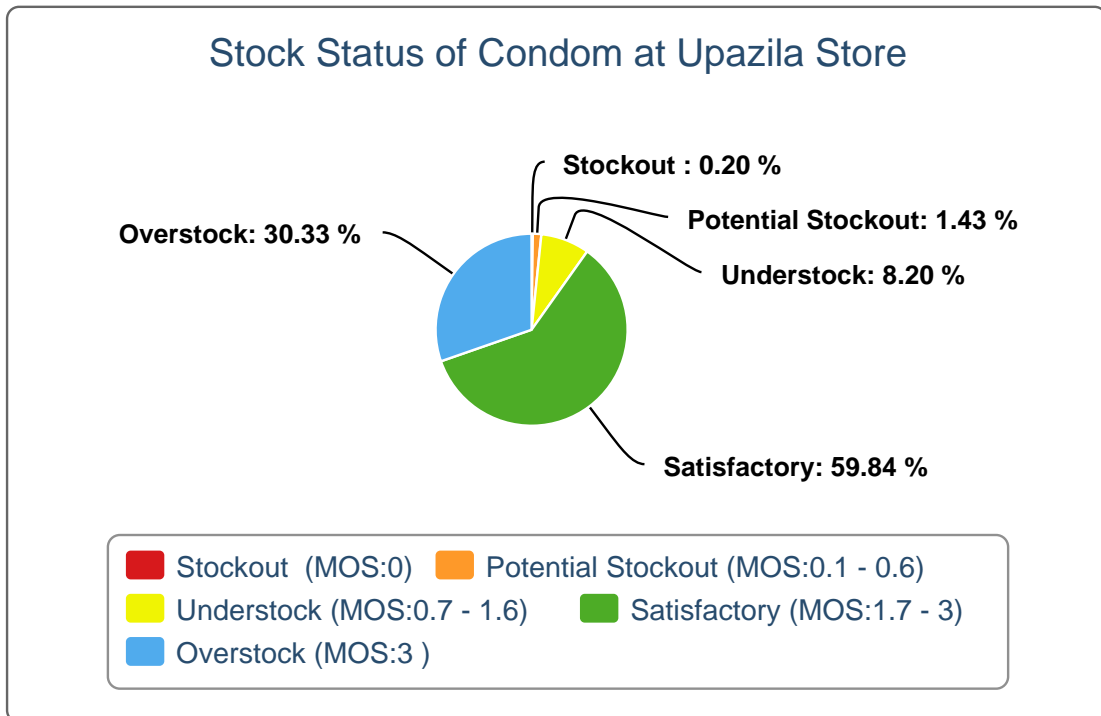


Stock Status at Different Levels March, 2017

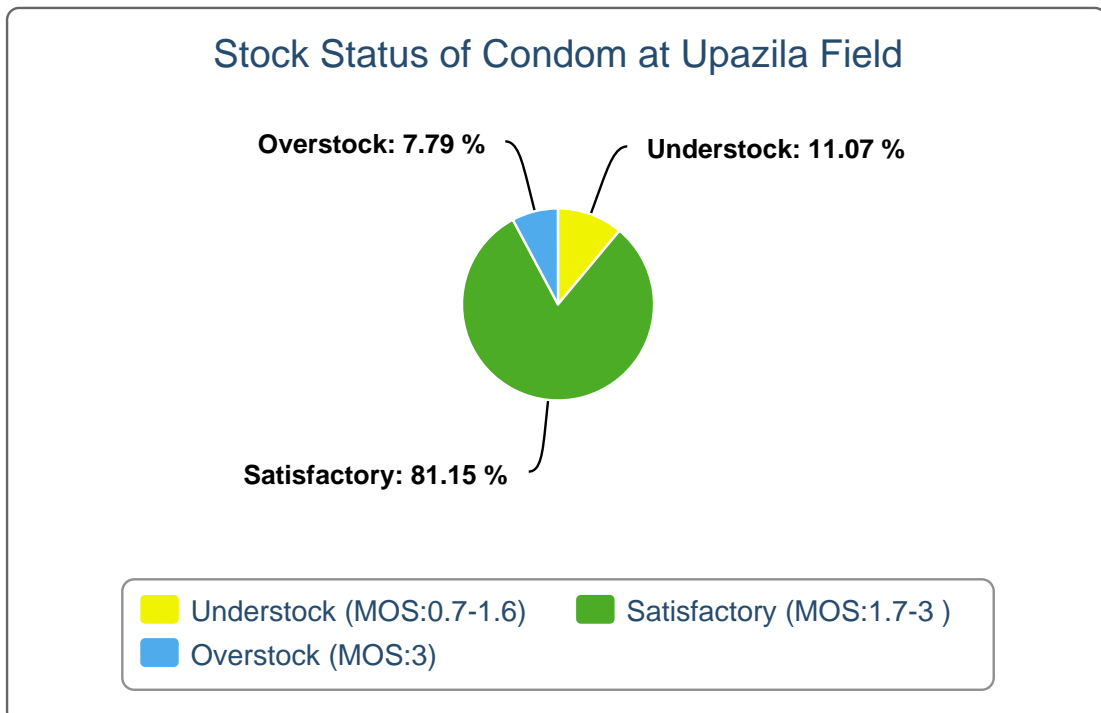
Products	Avg. Consump. of Last 6 Months	CWH Level	MOS	RWH Level	MOS	Upazila Level	MOS	Field Level	MOS	National Level	MOS
Condom	12,237,618	8,082,400	0.7	57,324,000	4.7	34,280,145	2.8	25,188,915	2.1	124,875,460	10.2
Shukhi	8,190,109	18,686,400	2.3	30,025,440	3.7	29,803,743	3.6	18,396,363	2.2	96,911,946	11.8
IUD	21,311	294,400	13.8	56,839	2.7	71,979	3.4	82,492	3.9	505,710	23.7
Injectables	1,082,238	5,250,900	4.9	2,437,100	2.3	2,279,008	2.1	2,205,328	2	12,172,336	11.2
Implant (Total)	38,666	2,982	0.1	22,856	0.6	41,475	1.1	79,786	2.1	147,099	3.8

5. Contraceptive Stock Status by Product at Upazila Store and Field

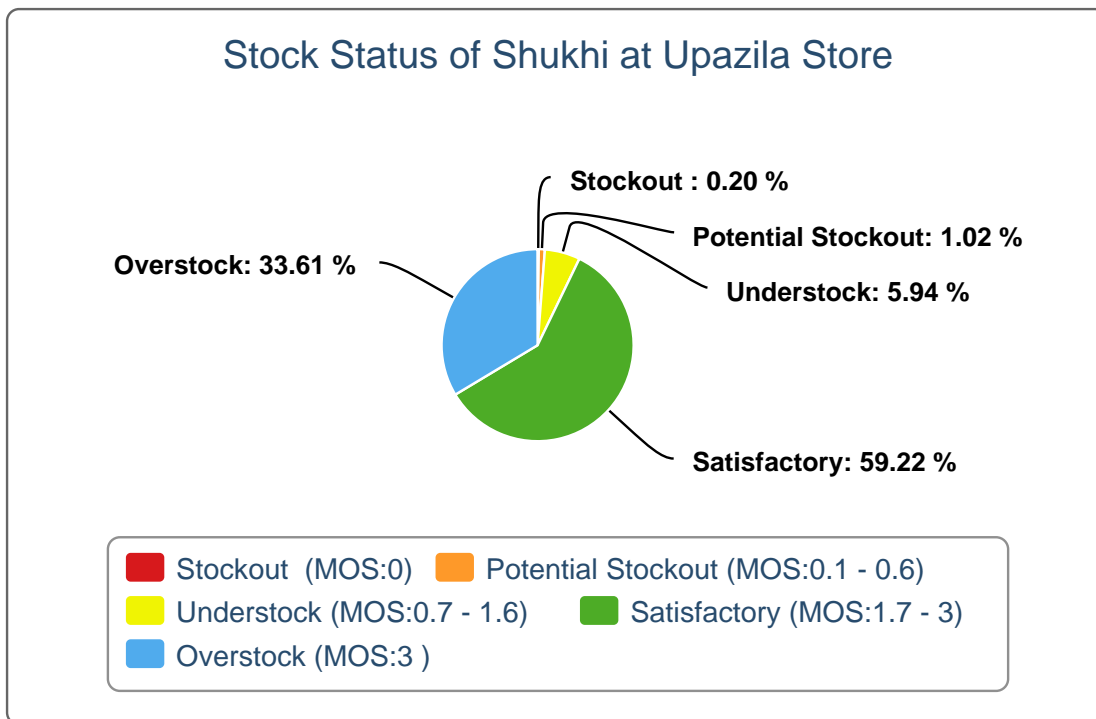
5(a).



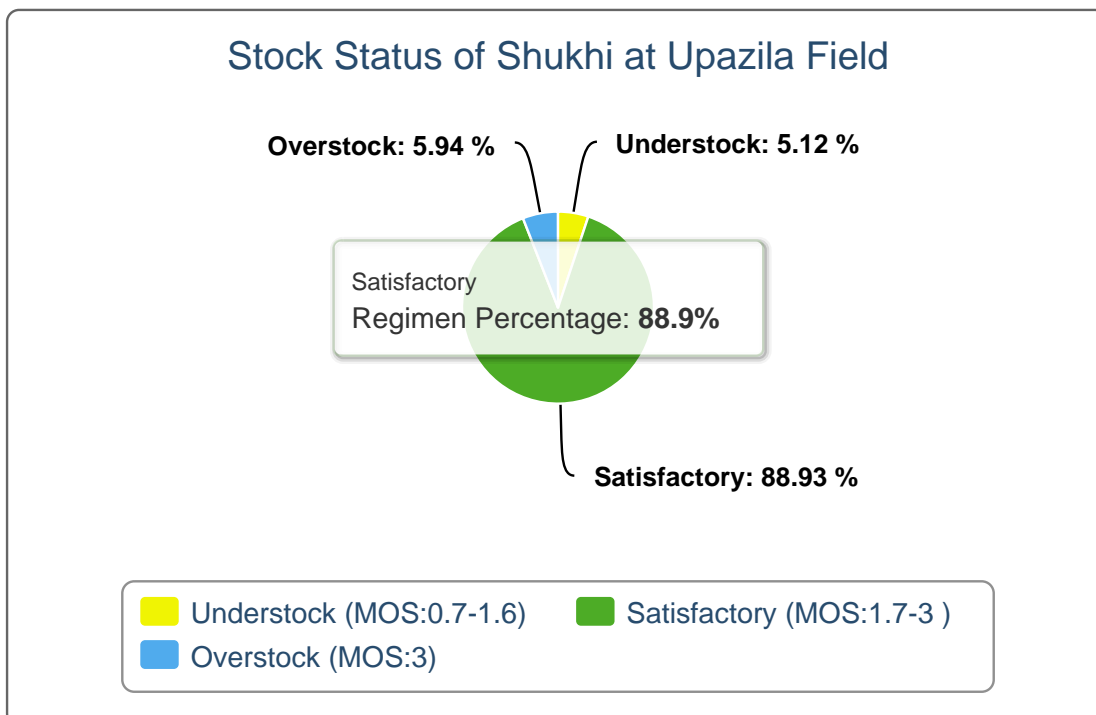
5(b).



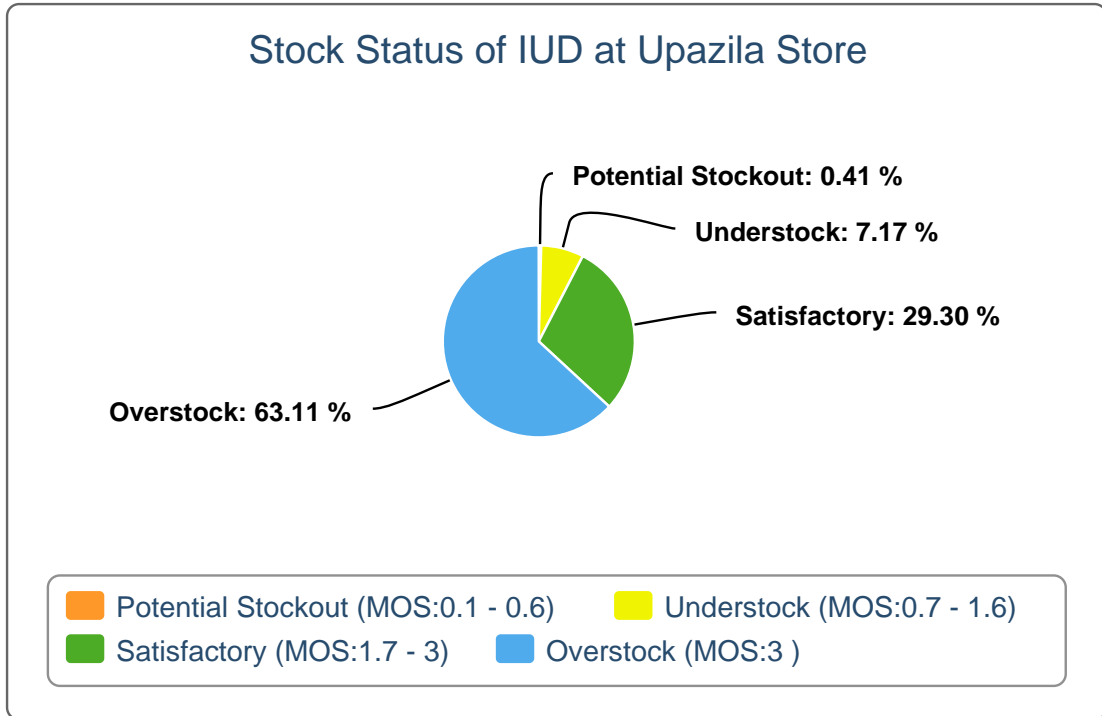
5(c).



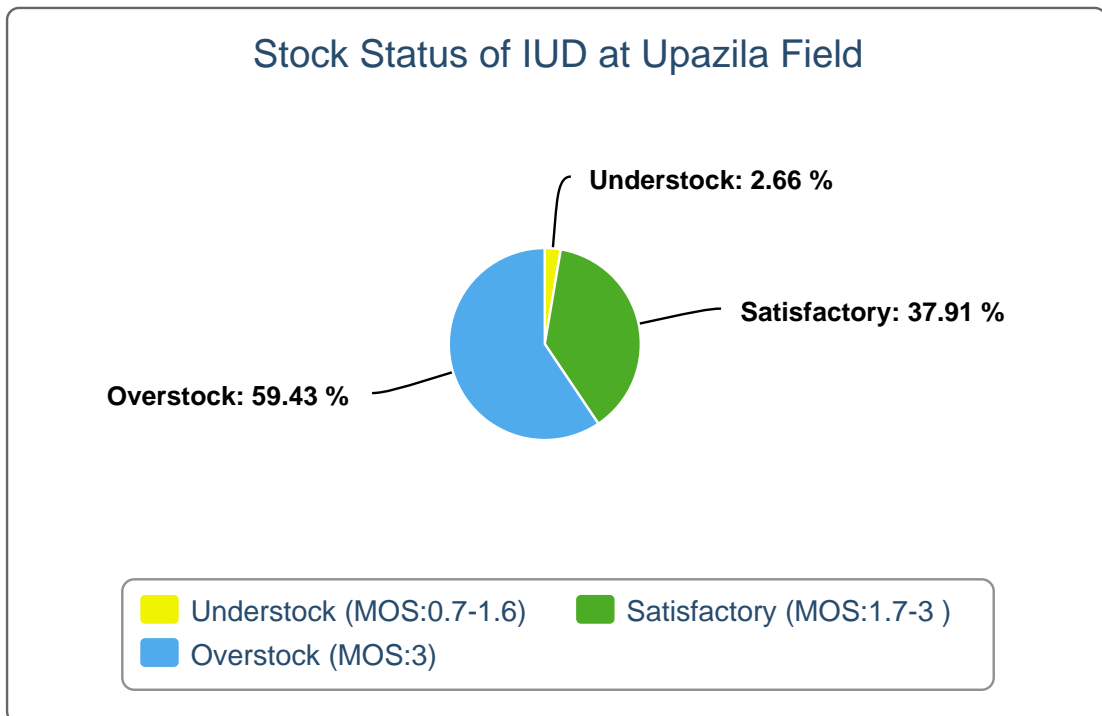
5(d).



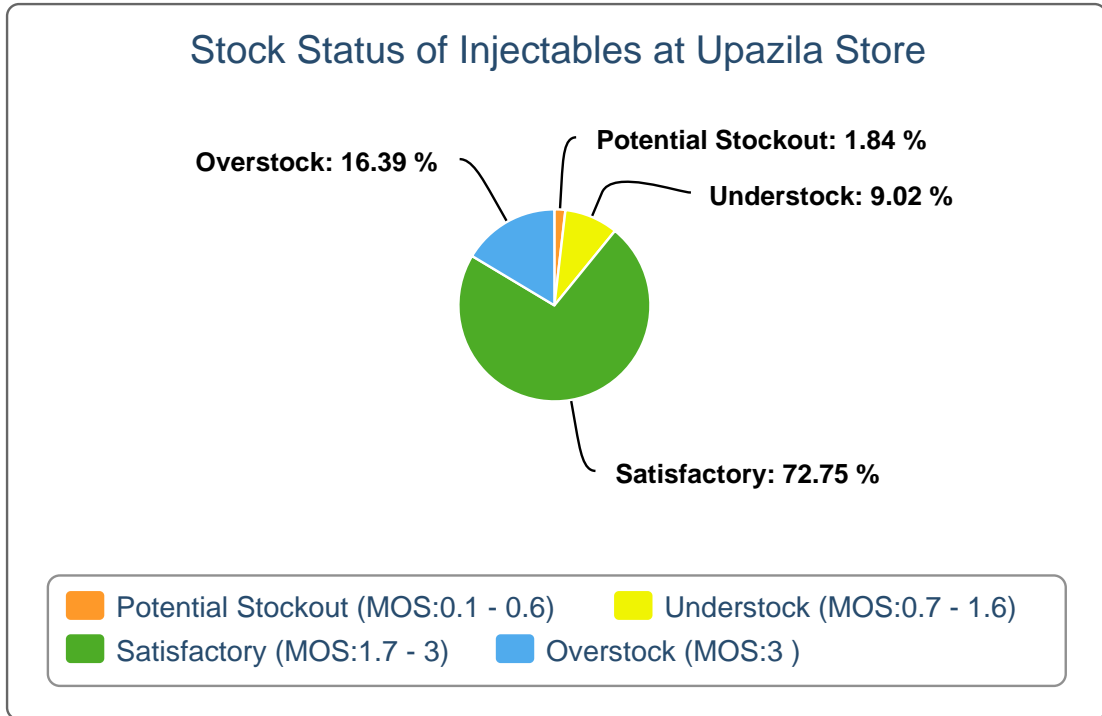
5(e).



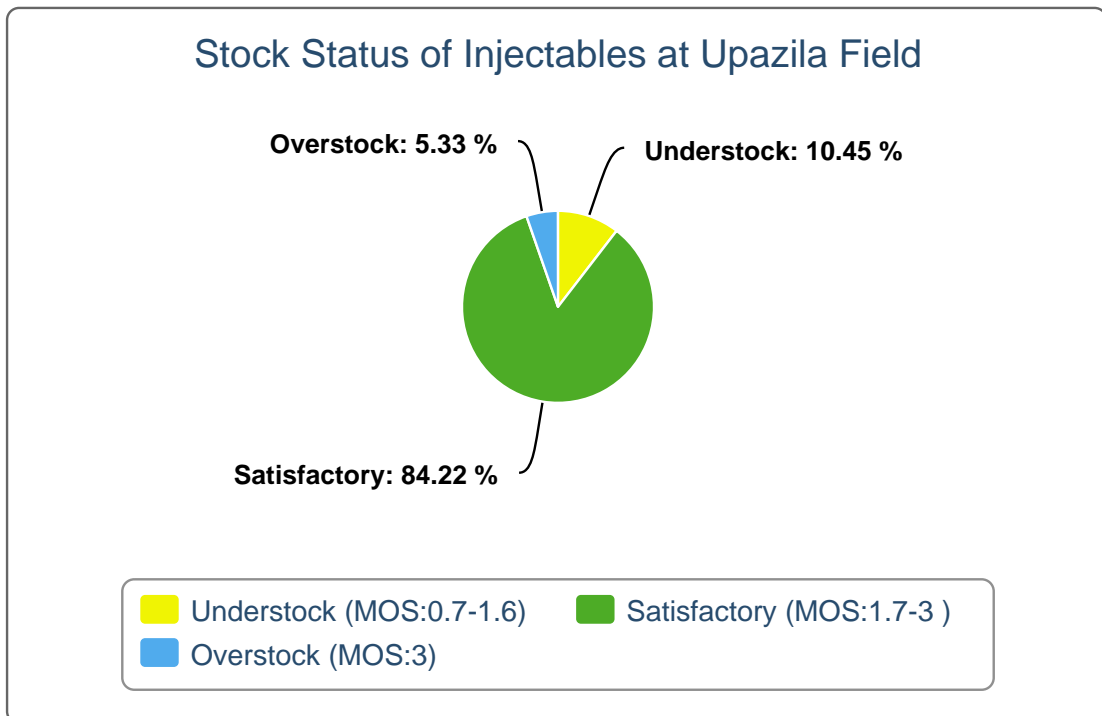
5(f).



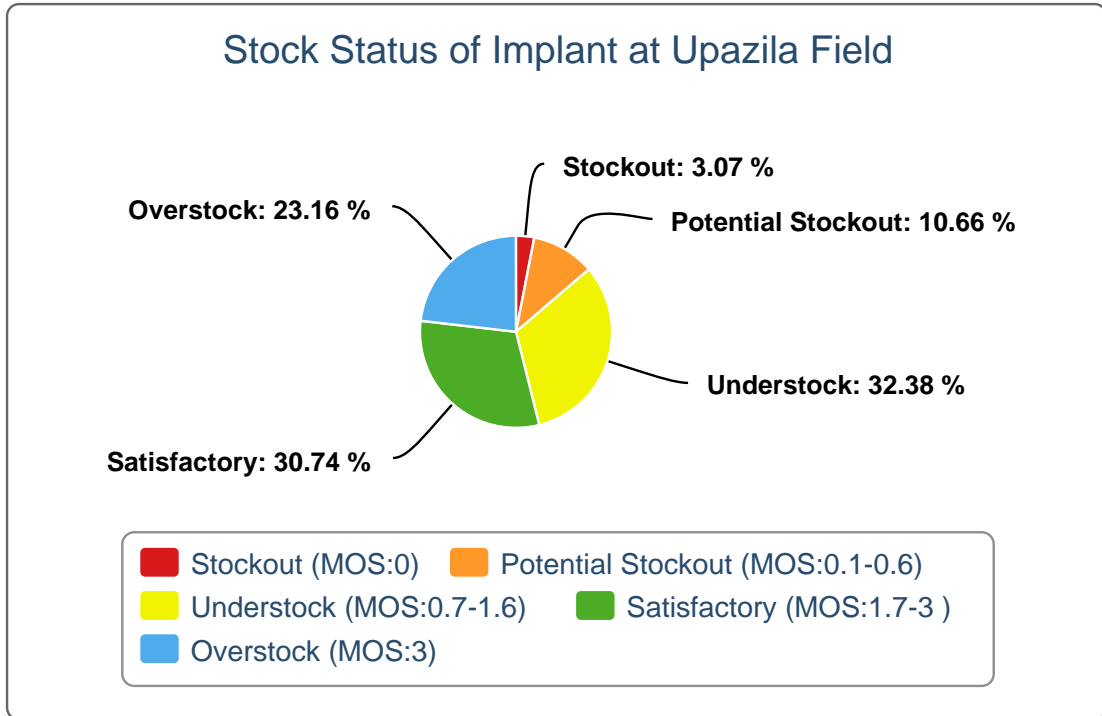
5(g).



5(h).



5(i).



6(a). Contraceptive Stock Status by Product at Regional Warehouses

SL	WH Name	Condom			Shukhi			IUD			Injectables			Implant		
		CBL	AMD	MOS	CBL	AMD	MOS	CBL	AMD	MOS	CBL	AMD	MOS	CBL	AMD	MOS
1	Bandarban RWH	177,000	31,759	5.6	122,400	21,884	5.6	550	97	5.7	10,000	3,569	2.8	451	138	3.3
2	Bhola RWH	93,600	152,815	0.6	437,760	101,073	4.3	1,350	420	3.2	172,000	43,364	4.0	720	731	1.0
3	Bogra RWH	9,052,200	631,681	14.3	8,007,840	445,728	18.0	2,351	987	2.4	93,900	38,790	2.4	0	2,519	0.0
4	Chittagong RWH	16,537,600	605,250	27.3	6,880,320	395,343	17.4	2,350	1,859	1.3	158,100	64,218	2.5	2,599	2,883	0.9
5	Comilla RWH	57,000	842,014	0.1	118,080	433,609	0.3	5,450	1,606	3.4	89,000	85,097	1.0	3,300	1,884	1.8
6	Dhaka CWH	8,082,400	2,074,778	3.9	18,686,400	971,072	19.2	294,400	3,376	87.2	5,250,900	128,217	41.0	2,982	4,168	0.7
7	Dinajpur RWH	624,000	230,956	2.7	845,280	357,782	2.4	2,200	674	3.3	71,000	43,966	1.6	338	2,522	0.1
8	Faridpur RWH	1,398,000	716,992	1.9	347,040	493,340	0.7	4,050	1,432	2.8	88,000	52,974	1.7	0	2,621	0.0
9	Jamalpur RWH	421,200	446,942	0.9	887,040	287,077	3.1	1,950	634	3.1	140,900	38,614	3.6	1,108	1,486	0.7
10	Jessore RWH	1,749,000	541,321	3.2	744,480	360,087	2.1	3,111	926	3.4	158,900	53,526	3.0	56	1,770	0.0
11	Khulna RWH	22,225,600	768,813	28.9	3,382,560	482,047	7.0	5,650	1,163	4.9	150,500	50,835	3.0	4,000	1,857	2.2
12	Kushtia RWH	430,000	376,396	1.1	1,324,800	197,388	6.7	2,246	340	6.6	125,100	39,125	3.2	648	777	0.8
13	Mymensingh RWH	1,093,200	892,947	1.2	1,594,080	889,595	1.8	5,200	1,263	4.1	245,000	60,019	4.1	2,696	3,046	0.9
14	Noakhali RWH	669,000	395,571	1.7	469,440	210,474	2.2	1,100	962	1.1	85,600	48,227	1.8	68	1,487	0.0
15	Pabna RWH	678,000	614,964	1.1	1,500,480	406,254	3.7	2,500	1,078	2.3	152,000	53,955	2.8	1,344	1,052	1.3
16	Patuakhali RWH	843,000	128,006	6.6	398,880	153,571	2.6	3,350	443	7.6	139,800	28,121	5.0	4,390	966	4.5
17	Rajshahi RWH	321,000	818,446	0.4	865,440	343,328	2.5	2,381	630	3.8	165,800	43,701	3.8	0	1,866	0.0
18	Rangamati RWH	102,000	60,532	1.7	132,480	38,673	3.4	900	100	9.0	16,500	3,614	4.6	104	208	0.5
19	Rangpur RWH	258,000	646,058	0.4	1,267,200	829,515	1.5	5,050	1,846	2.7	149,000	118,379	1.3	0	3,767	0.0
20	Sylhet RWH	531,600	798,711	0.7	324,000	444,111	0.7	2,400	911	2.6	111,000	53,092	2.1	890	1,736	0.5
21	Tangail RWH	63,000	462,666	0.1	375,840	328,158	1.1	2,700	564	4.8	115,000	30,835	3.7	144	1,182	0.1

6(b). Contraceptive Stock Status by Product at Upazila

SL	Warehouse Name	Upazila Name	Condom			Shukhi			IUD			Injectables			Implant		
			CBL	AMD	MOS	CBL	AMD	MOS	CBL	AMD	MOS	CBL	AMD	MOS	CBL	AMD	MOS
1	Bandarbon RWH	Alikadam	11,199	3,269	3.4	4,875	2,159	2.3	90	12	7.5	1,006	821	1.2	107	17	6.3
2	Bandarbon RWH	Bandarban Sadar	7,000	4,388	1.6	5,845	4,188	1.4	111	24	4.6	1,964	732	2.7	203	9	22.6
3	Bandarbon RWH	Lama	13,800	7,055	2.0	11,958	4,886	2.4	196	27	7.3	2,549	817	3.1	105	22	4.8
4	Bandarbon RWH	Naikhongchhari	16,000	6,571	2.4	13,455	5,250	2.6	114	12	9.5	2,363	747	3.2	71	11	6.5
5	Bandarbon RWH	Rowangchhari	10,600	2,309	4.6	8,565	1,776	4.8	183	4	45.8	2,084	196	10.6	67	11	6.1
6	Bandarbon RWH	Ruma	40,300	5,609	7.2	17,645	1,735	10.2	182	7	26.0	2,140	144	14.9	100	17	5.9
7	Bandarbon RWH	Thanchi	11,900	2,558	4.7	14,505	1,890	7.7	109	11	9.9	1,491	112	13.3	0	51	0.0
8	Bhola RWH	Bhola Sadar	36,400	17,597	2.1	29,535	13,401	2.2	197	91	2.2	14,140	5,960	2.4	460	293	1.6
9	Bhola RWH	Burhanuddin	14,600	6,375	2.3	21,840	9,224	2.4	95	27	3.5	5,249	2,255	2.3	216	86	2.5
10	Bhola RWH	Char Fasson	83,790	39,880	2.1	37,458	19,126	2.0	120	82	1.5	16,836	8,877	1.9	112	103	1.1
11	Bhola RWH	Daulat Khan	31,000	13,977	2.2	18,980	8,647	2.2	50	24	2.1	8,400	3,982	2.1	208	25	8.3
12	Bhola RWH	Hizla	22,700	9,967	2.3	14,077	6,548	2.1	114	23	5.0	4,904	2,318	2.1	266	18	14.8
13	Bhola RWH	Lalmohan	43,200	18,860	2.3	34,650	14,084	2.5	240	89	2.7	15,100	6,792	2.2	316	82	3.9
14	Bhola RWH	Manpura	10,400	4,820	2.2	6,288	2,903	2.2	72	9	8.0	5,085	1,924	2.6	72	39	1.8
15	Bhola RWH	Mehendiganj	29,600	21,353	1.4	34,090	13,902	2.5	125	32	3.9	11,092	5,565	2.0	360	51	7.1
16	Bhola RWH	Muladi	21,380	10,391	2.1	11,751	7,746	1.5	85	27	3.1	4,416	2,198	2.0	0	10	0.0
17	Bhola RWH	Tazumuddin	34,100	9,595	3.6	18,190	5,492	3.3	65	16	4.1	11,400	3,493	3.3	216	24	9.0
18	Bogra RWH	Adamdighi	75,800	13,900	5.5	50,205	8,841	5.7	113	24	4.7	2,137	553	3.9	0	42	0.0
19	Bogra RWH	Akkelpur	26,400	5,915	4.5	17,935	6,655	2.7	50	16	3.1	1,246	552	2.3	0	70	0.0
20	Bogra RWH	Atrai	50,200	17,144	2.9	25,670	14,737	1.7	179	14	12.8	2,145	556	3.9	0	43	0.0
21	Bogra RWH	Badalgachhi	48,200	16,428	2.9	16,340	15,238	1.1	139	21	6.6	457	2,062	0.2	144	34	4.2
22	Bogra RWH	Bogra Sadar	84,800	86,613	1.0	21,450	22,955	0.9	152	143	1.1	5,931	3,005	2.0	101	289	0.3
23	Bogra RWH	Dhamoirhat	8,884	12,601	0.7	379,328	10,196	37.2	248	16	15.5	2,927	1,324	2.2	0	33	0.0
24	Bogra RWH	Dhunat	57,800	28,662	2.0	43,435	21,536	2.0	89	33	2.7	4,846	2,385	2.0	0	119	0.0
25	Bogra RWH	Dhupchanchia	423,900	8,549	49.6	20,550	8,692	2.4	37	18	2.1	1,947	840	2.3	0	98	0.0

SL	Warehouse Name	Upazila Name	Condom			Shukhi			IUD			Injectables			Implant		
			CBL	AMD	MOS	CBL	AMD	MOS	CBL	AMD	MOS	CBL	AMD	MOS	CBL	AMD	MOS
26	Bogra RWH	Gabtali	86,400	46,810	1.8	38,910	19,031	2.0	56	16	3.5	5,645	3,005	1.9	0	118	0.0
27	Bogra RWH	Ghoraghat	49,000	6,995	7.0	20,745	7,879	2.6	60	26	2.3	1,627	454	3.6	0	39	0.0
28	Bogra RWH	Hakimpur	36,600	8,467	4.3	37,404	5,417	6.9	81	10	8.1	1,328	463	2.9	136	40	3.4
29	Bogra RWH	Joypurhat Sadar	17,800	29,067	0.6	24,420	16,916	1.4	205	79	2.6	2,475	1,909	1.3	0	102	0.0
30	Bogra RWH	Kahaloo	38,000	16,607	2.3	26,025	12,100	2.2	99	29	3.4	1,754	881	2.0	0	119	0.0
31	Bogra RWH	Kalai	45,200	8,738	5.2	313,050	9,370	33.4	46	13	3.5	1,333	604	2.2	0	43	0.0
32	Bogra RWH	Khetlal	17,700	8,374	2.1	11,175	5,314	2.1	45	13	3.5	705	302	2.3	0	36	0.0
33	Bogra RWH	Mahadebpur	59,900	17,152	3.5	48,540	20,303	2.4	122	35	3.5	2,300	1,223	1.9	0	104	0.0
34	Bogra RWH	Manda	65,500	19,446	3.4	53,280	34,075	1.6	155	107	1.4	2,200	2,177	1.0	0	103	0.0
35	Bogra RWH	Nandigram	27,500	10,914	2.5	32,400	15,869	2.0	93	15	6.2	957	402	2.4	0	60	0.0
36	Bogra RWH	Naogaon Sadar	51,700	36,298	1.4	36,780	22,640	1.6	236	61	3.9	1,269	2,077	0.6	0	131	0.0
37	Bogra RWH	Niamatpur	22,400	12,983	1.7	39,605	14,979	2.6	132	22	6.0	1,817	904	2.0	0	60	0.0
38	Bogra RWH	Panchbibi	50,000	15,316	3.3	26,280	9,501	2.8	50	33	1.5	2,573	584	4.4	0	106	0.0
39	Bogra RWH	Patnitala	61,426	10,063	6.1	316,802	9,413	33.7	11	25	0.4	472	494	1.0	0	61	0.0
40	Bogra RWH	Porsha	29,600	12,806	2.3	25,095	11,824	2.1	88	11	8.0	1,618	555	2.9	0	27	0.0
41	Bogra RWH	Raninagar	19,100	17,373	1.1	12,105	14,957	0.8	100	17	5.9	1,708	710	2.4	72	57	1.3
42	Bogra RWH	Sapahar	34,100	10,585	3.2	26,940	12,396	2.2	62	4	15.5	2,442	920	2.7	0	45	0.0
43	Bogra RWH	Sariakandi	34,600	14,487	2.4	22,170	10,104	2.2	97	40	2.4	3,327	1,483	2.2	0	115	0.0
44	Bogra RWH	Shajahanpur	101,100	53,883	1.9	40,035	18,762	2.1	86	27	3.2	2,950	1,263	2.3	0	90	0.0
45	Bogra RWH	Sherpur	66,600	33,175	2.0	69,106	21,128	3.3	103	33	3.1	3,624	1,902	1.9	0	134	0.0
46	Bogra RWH	Shibganj	66,000	31,501	2.1	49,830	26,255	1.9	90	32	2.8	7,500	3,913	1.9	0	105	0.0
47	Bogra RWH	Sonatola	31,400	20,829	1.5	37,980	18,645	2.0	150	54	2.8	2,504	1,288	1.9	0	96	0.0
48	Chittagong RWH	Anowara	56,700	15,557	3.6	39,675	14,072	2.8	133	40	3.3	2,145	1,013	2.1	150	66	2.3
49	Chittagong RWH	Banshkhali	60,300	24,753	2.4	47,050	18,101	2.6	126	33	3.8	4,916	2,649	1.9	0	107	0.0
50	Chittagong RWH	Boalkhali	52,900	8,687	6.1	49,029	11,536	4.3	155	37	4.2	1,916	583	3.3	350	48	7.3

SL	Warehouse Name	Upazila Name	Condom			Shukhi			IUD			Injectables			Implant		
			CBL	AMD	MOS	CBL	AMD	MOS	CBL	AMD	MOS	CBL	AMD	MOS	CBL	AMD	MOS
51	Chittagong RWH	Chakaria	58,500	20,306	2.9	47,910	17,460	2.7	190	78	2.4	9,103	4,309	2.1	258	163	1.6
52	Chittagong RWH	Chandanaish	34,500	12,963	2.7	34,950	11,519	3.0	150	54	2.8	1,859	978	1.9	120	70	1.7
53	Chittagong RWH	Cox's Bazar Sadar	88,600	27,117	3.3	51,945	18,345	2.8	208	96	2.2	8,151	3,821	2.1	114	211	0.5
54	Chittagong RWH	Dighinala	21,700	12,637	1.7	17,520	8,468	2.1	52	11	4.7	2,145	1,198	1.8	50	23	2.2
55	Chittagong RWH	Double Mooring	146,400	74,450	2.0	38,700	16,542	2.3	387	156	2.5	11,869	5,627	2.1	708	273	2.6
56	Chittagong RWH	Fatikchhari	72,200	33,967	2.1	112,030	20,667	5.4	139	56	2.5	6,243	3,031	2.1	200	148	1.4
57	Chittagong RWH	Hathazari	78,600	38,609	2.0	39,915	18,696	2.1	124	48	2.6	3,163	1,419	2.2	144	67	2.1
58	Chittagong RWH	Khagrachhari Sadar	25,300	8,684	2.9	14,745	6,715	2.2	150	72	2.1	2,038	945	2.2	100	28	3.6
59	Chittagong RWH	Kutubdia	30,900	4,646	6.7	31,530	5,163	6.1	99	14	7.1	8,385	1,516	5.5	200	76	2.6
60	Chittagong RWH	Lakshmichhari	10,900	2,090	5.2	11,610	2,695	4.3	76	13	5.8	747	98	7.6	50	6	8.3
61	Chittagong RWH	Lohagara	101,400	10,609	9.6	28,425	10,584	2.7	77	24	3.2	3,347	1,616	2.1	0	58	0.0
62	Chittagong RWH	Mahalchhari	11,300	4,112	2.7	4,635	4,700	1.0	37	8	4.6	814	453	1.8	0	6	0.0
63	Chittagong RWH	Maheshkhali	19,500	8,690	2.2	42,735	18,303	2.3	152	90	1.7	5,650	2,904	1.9	0	110	0.0
64	Chittagong RWH	Manikchhari	11,100	2,211	5.0	13,140	2,091	6.3	50	3	16.7	1,019	564	1.8	0	11	0.0
65	Chittagong RWH	Matiranga	32,500	9,455	3.4	29,760	7,983	3.7	70	19	3.7	2,425	1,103	2.2	70	47	1.5
66	Chittagong RWH	Mirsharai	33,099	18,059	1.8	30,975	16,900	1.8	105	79	1.3	5,374	2,801	1.9	100	99	1.0
67	Chittagong RWH	Panchhari	11,600	4,241	2.7	16,950	4,946	3.4	45	4	11.3	800	343	2.3	50	12	4.2
68	Chittagong RWH	Panchlaish	98,200	64,148	1.5	27,140	12,275	2.2	825	313	2.6	8,732	4,242	2.1	160	228	0.7
69	Chittagong RWH	Patiya	58,200	25,645	2.3	56,340	21,695	2.6	265	140	1.9	4,960	2,509	2.0	130	171	0.8
70	Chittagong RWH	Pekua	27,800	4,747	5.9	17,745	5,979	3.0	52	11	4.7	3,640	1,767	2.1	250	86	2.9
71	Chittagong RWH	Ramgarh	17,350	4,175	4.2	17,349	3,934	4.4	53	4	13.3	1,120	285	3.9	28	8	3.5
72	Chittagong RWH	Ramu	51,900	13,842	3.7	52,170	13,096	4.0	120	30	4.0	7,893	3,571	2.2	50	119	0.4
73	Chittagong RWH	Rangunia	65,300	28,969	2.3	31,350	14,816	2.1	142	60	2.4	4,091	1,850	2.2	0	121	0.0
74	Chittagong RWH	Raozan	66,000	32,845	2.0	32,775	16,772	2.0	178	90	2.0	2,952	1,435	2.1	0	59	0.0
75	Chittagong RWH	Sandwip	57,266	10,952	5.2	32,865	12,793	2.6	354	50	7.1	1,759	2,079	0.8	72	61	1.2

SL	Warehouse Name	Upazila Name	Condom			Shukhi			IUD			Injectables			Implant		
			CBL	AMD	MOS	CBL	AMD	MOS	CBL	AMD	MOS	CBL	AMD	MOS	CBL	AMD	MOS
76	Chittagong RWH	Satkania	38,200	13,123	2.9	35,565	12,143	2.9	186	53	3.5	2,840	1,313	2.2	100	78	1.3
77	Chittagong RWH	Sitakunda	75,400	30,202	2.5	36,875	17,008	2.2	162	94	1.7	4,325	2,110	2.0	58	100	0.6
78	Chittagong RWH	Teknaf	49,810	28,506	1.7	25,200	23,338	1.1	205	52	3.9	12,200	5,030	2.4	770	99	7.8
79	Chittagong RWH	Ukhia	32,300	6,253	5.2	26,535	6,008	4.4	70	27	2.6	2,391	1,056	2.3	200	124	1.6
80	Comilla RWH	Akhaura	127,300	10,841	11.7	44,940	6,345	7.1	219	16	13.7	1,569	923	1.7	10	45	0.2
81	Comilla RWH	Ashuganj	34,300	15,555	2.2	30,675	6,678	4.6	62	31	2.0	3,387	1,112	3.0	186	28	6.6
82	Comilla RWH	Banchhampur	269,800	23,084	11.7	101,310	10,593	9.6	274	53	5.2	5,978	2,980	2.0	200	62	3.2
83	Comilla RWH	Barura	154,800	36,044	4.3	200,393	22,158	9.0	190	51	3.7	2,948	3,624	0.8	72	44	1.6
84	Comilla RWH	Bijoy Nagar	155,100	20,554	7.5	50,355	10,518	4.8	100	14	7.1	3,829	1,941	2.0	0	39	0.0
85	Comilla RWH	Brahman Para	79,300	10,963	7.2	39,015	9,249	4.2	98	25	3.9	2,873	934	3.1	50	28	1.8
86	Comilla RWH	Brahmanbaria Sadar	101,300	58,020	1.7	45,690	15,720	2.9	230	87	2.6	5,727	3,448	1.7	0	100	0.0
87	Comilla RWH	Burichang	149,100	54,314	2.7	59,715	24,402	2.4	81	96	0.8	3,939	2,958	1.3	100	113	0.9
88	Comilla RWH	Chandina	360,089	27,019	13.3	141,380	15,348	9.2	261	50	5.2	6,615	3,014	2.2	400	41	9.8
89	Comilla RWH	Chandpur Sadar	77,300	20,349	3.8	75,990	16,030	4.7	227	82	2.8	6,224	2,946	2.1	200	107	1.9
90	Comilla RWH	Chauddagram	203,200	22,087	9.2	121,950	21,304	5.7	465	67	6.9	11,307	4,437	2.5	328	62	5.3
91	Comilla RWH	Comilla Adarsha Sadar	314,100	56,873	5.5	57,345	19,297	3.0	340	138	2.5	9,478	3,845	2.5	257	132	1.9
92	Comilla RWH	Comilla Sadar Dakshin	165,600	23,554	7.0	59,125	19,638	3.0	134	50	2.7	6,208	3,125	2.0	190	46	4.1
93	Comilla RWH	Daudkandi	213,400	26,948	7.9	111,020	14,114	7.9	359	89	4.0	5,869	2,482	2.4	100	30	3.3
94	Comilla RWH	Debidwar	288,500	24,159	11.9	105,555	21,242	5.0	345	133	2.6	4,720	3,430	1.4	300	26	11.5
95	Comilla RWH	Faridganj	194,400	22,515	8.6	80,730	13,751	5.9	468	47	10.0	6,450	3,494	1.8	400	72	5.6
96	Comilla RWH	Haim Char	20,100	3,391	5.9	20,610	4,725	4.4	107	10	10.7	2,990	749	4.0	25	23	1.1
97	Comilla RWH	Hajiganj	125,200	12,177	10.3	124,905	10,369	12.0	533	30	17.8	9,721	2,333	4.2	200	104	1.9
98	Comilla RWH	Homna	114,100	27,649	4.1	73,800	8,114	9.1	43	31	1.4	1,938	1,671	1.2	50	11	4.5
99	Comilla RWH	Kachua	279,000	23,409	11.9	99,240	14,517	6.8	215	47	4.6	1,426	4,190	0.3	100	45	2.2
100	Comilla RWH	Kasba	254,000	37,850	6.7	156,615	16,895	9.3	265	37	7.2	4,808	1,409	3.4	100	52	1.9

SL	Warehouse Name	Upazila Name	Condom			Shukhi			IUD			Injectables			Implant		
			CBL	AMD	MOS	CBL	AMD	MOS	CBL	AMD	MOS	CBL	AMD	MOS	CBL	AMD	MOS
101	Comilla RWH	Laksam	86,949	18,105	4.8	38,867	8,919	4.4	173	55	3.1	2,766	1,927	1.4	200	33	6.1
102	Comilla RWH	Manoharganj	156,600	15,513	10.1	39,855	8,375	4.8	197	24	8.2	2,563	1,399	1.8	100	50	2.0
103	Comilla RWH	Matlab Dakshin	234,200	13,800	17.0	70,002	7,892	8.9	635	21	30.2	9,850	2,758	3.6	554	60	9.2
104	Comilla RWH	Matlab Uttar	112,500	20,122	5.6	55,470	13,567	4.1	431	31	13.9	7,419	1,936	3.8	292	74	3.9
105	Comilla RWH	Meghna	117,000	5,834	20.1	26,875	4,434	6.1	72	10	7.2	3,380	978	3.5	20	8	2.5
106	Comilla RWH	Muradnagar	525,200	64,195	8.2	141,870	26,734	5.3	378	101	3.7	6,326	7,950	0.8	200	141	1.4
107	Comilla RWH	Nabinagar	459,900	53,661	8.6	134,085	16,596	8.1	512	37	13.8	19,054	3,182	6.0	500	49	10.2
108	Comilla RWH	Nangalkot	139,600	30,542	4.6	33,135	10,961	3.0	272	45	6.0	21,751	2,676	8.1	0	87	0.0
109	Comilla RWH	Nasirnagar	175,300	19,054	9.2	88,785	12,099	7.3	175	28	6.3	4,456	1,606	2.8	100	51	2.0
110	Comilla RWH	Sarail	277,000	28,507	9.7	102,015	11,282	9.0	230	37	6.2	5,141	1,950	2.6	200	62	3.2
111	Comilla RWH	Shahrasti	75,400	4,425	17.0	61,620	7,301	8.4	191	15	12.7	4,046	2,507	1.6	50	46	1.1
112	Comilla RWH	Titas	112,300	10,901	10.3	73,948	4,442	16.6	86	18	4.8	7,150	1,183	6.0	50	13	3.8
113	Dhaka CWH	Araihazar	49,800	14,824	3.4	52,466	22,807	2.3	260	103	2.5	6,085	3,349	1.8	0	114	0.0
114	Dhaka CWH	Bandar	97,700	51,413	1.9	47,345	18,560	2.6	112	74	1.5	3,083	2,422	1.3	0	68	0.0
115	Dhaka CWH	Belabo	35,700	14,845	2.4	27,390	12,588	2.2	121	23	5.3	2,952	1,614	1.8	100	58	1.7
116	Dhaka CWH	Daulatpur	39,100	12,972	3.0	29,415	11,924	2.5	57	18	3.2	2,604	1,123	2.3	172	43	4.0
117	Dhaka CWH	Dhamrai	67,100	32,160	2.1	53,913	26,909	2.0	219	117	1.9	4,027	1,876	2.1	0	78	0.0
118	Dhaka CWH	Dohar	11,652	16,132	0.7	3,678	8,581	0.4	202	24	8.4	107	772	0.1	200	52	3.8
119	Dhaka CWH	Gazaria	39,200	8,217	4.8	17,830	7,139	2.5	172	14	12.3	1,462	712	2.1	140	18	7.8
120	Dhaka CWH	Gazipur Sadar	89,300	96,500	0.9	63,405	41,276	1.5	194	140	1.4	7,631	3,683	2.1	0	194	0.0
121	Dhaka CWH	Ghior	68,000	23,955	2.8	119,605	10,909	11.0	126	26	4.8	2,970	1,127	2.6	72	80	0.9
122	Dhaka CWH	Harirampur	55,500	14,731	3.8	37,785	6,287	6.0	84	16	5.3	1,481	795	1.9	208	43	4.8
123	Dhaka CWH	Kaliakair	51,500	22,483	2.3	52,065	20,671	2.5	67	27	2.5	1,570	719	2.2	250	43	5.8
124	Dhaka CWH	Kaliganj	34,200	41,043	0.8	19,260	19,568	1.0	158	47	3.4	2,775	1,294	2.1	100	48	2.1
125	Dhaka CWH	Kapasia	39,000	25,351	1.5	66,650	19,019	3.5	136	40	3.4	2,319	1,077	2.2	0	42	0.0

SL	Warehouse Name	Upazila Name	Condom			Shukhi			IUD			Injectables			Implant		
			CBL	AMD	MOS	CBL	AMD	MOS	CBL	AMD	MOS	CBL	AMD	MOS	CBL	AMD	MOS
126	Dhaka CWH	Keraniganj	116,458	54,035	2.2	71,824	33,525	2.1	365	168	2.2	8,814	4,621	1.9	200	268	0.7
127	Dhaka CWH	Lohajang	49,500	22,096	2.2	27,585	11,080	2.5	76	23	3.3	1,854	1,034	1.8	144	60	2.4
128	Dhaka CWH	Manikganj Sadar	94,300	47,142	2.0	44,775	16,908	2.6	96	51	1.9	5,244	2,377	2.2	100	133	0.8
129	Dhaka CWH	Manohardi	63,700	29,985	2.1	400,828	15,708	25.5	169	91	1.9	5,334	2,638	2.0	300	23	13.0
130	Dhaka CWH	Mirpur	142,000	261,419	0.5	100,380	54,289	1.8	1,037	570	1.8	26,811	14,648	1.8	0	477	0.0
131	Dhaka CWH	Munshiganj Sadar	93,000	36,119	2.6	49,395	19,231	2.6	155	38	4.1	3,741	1,916	2.0	0	135	0.0
132	Dhaka CWH	Narayanganj Sadar	255,900	160,318	1.6	117,780	60,120	2.0	394	203	1.9	21,226	10,985	1.9	200	221	0.9
133	Dhaka CWH	Narsingdi Sadar	109,335	102,420	1.1	388,939	65,401	5.9	282	113	2.5	21,480	10,720	2.0	1,182	137	8.6
134	Dhaka CWH	Nawabganj	50,900	22,714	2.2	38,281	14,510	2.6	96	39	2.5	1,860	898	2.1	216	78	2.8
135	Dhaka CWH	Palash	24,400	11,943	2.0	25,665	12,280	2.1	75	31	2.4	2,920	1,366	2.1	0	41	0.0
136	Dhaka CWH	Roypura	147,800	71,793	2.1	46,110	24,223	1.9	580	82	7.1	9,978	5,038	2.0	779	41	19.0
137	Dhaka CWH	Rupganj	768,677	40,673	18.9	73,150	34,758	2.1	212	81	2.6	7,440	3,736	2.0	0	70	0.0
138	Dhaka CWH	Saturia	25,100	9,560	2.6	21,630	9,339	2.3	106	33	3.2	2,044	791	2.6	200	42	4.8
139	Dhaka CWH	Savar	117,200	92,122	1.3	325,515	39,735	8.2	124	131	0.9	7,359	3,531	2.1	0	113	0.0
140	Dhaka CWH	Serajdikhan	67,400	27,122	2.5	50,350	20,937	2.4	151	55	2.7	3,149	1,957	1.6	300	92	3.3
141	Dhaka CWH	Shibalaya	34,636	18,184	1.9	63,168	8,093	7.8	133	24	5.5	3,052	1,647	1.9	136	57	2.4
142	Dhaka CWH	Shibpur	52,000	32,454	1.6	37,404	20,470	1.8	113	87	1.3	6,034	3,064	2.0	0	103	0.0
143	Dhaka CWH	Singair	76,100	31,844	2.4	47,815	15,931	3.0	152	29	5.2	2,333	1,234	1.9	0	73	0.0
144	Dhaka CWH	Sonargaon	64,000	31,381	2.0	49,620	24,816	2.0	184	72	2.6	6,963	3,529	2.0	100	111	0.9
145	Dhaka CWH	Sreenagar	85,780	42,746	2.0	465,715	24,809	18.8	79	44	1.8	2,955	1,798	1.6	300	46	6.5
146	Dhaka CWH	Sreepur	740,100	52,356	14.1	231,732	33,096	7.0	182	61	3.0	5,480	2,838	1.9	0	92	0.0
147	Dhaka CWH	Tejgaon	7,100	416,871	0.0	337,065	157,201	2.1	1,220	539	2.3	48,820	24,505	2.0	48	587	0.1
148	Dhaka CWH	Tongi	112,700	69,846	1.6	44,460	18,818	2.4	255	126	2.0	3,860	2,241	1.7	122	193	0.6
149	Dhaka CWH	Tongibari	45,100	15,009	3.0	49,125	9,556	5.1	108	16	6.8	1,087	542	2.0	0	94	0.0
150	Dinajpur RWH	Atwari	19,700	7,773	2.5	33,302	12,390	2.7	81	20	4.1	3,565	1,235	2.9	0	68	0.0

SL	Warehouse Name	Upazila Name	Condom			Shukhi			IUD			Injectables			Implant		
			CBL	AMD	MOS	CBL	AMD	MOS	CBL	AMD	MOS	CBL	AMD	MOS	CBL	AMD	MOS
151	Dinajpur RWH	Baliadangi	15,700	4,564	3.4	34,140	11,368	3.0	124	11	11.3	6,435	2,862	2.2	0	33	0.0
152	Dinajpur RWH	Biral	25,800	11,175	2.3	46,800	16,687	2.8	111	26	4.3	3,582	1,499	2.4	0	147	0.0
153	Dinajpur RWH	Birampur	21,200	6,806	3.1	49,320	6,636	7.4	93	20	4.7	2,328	358	6.5	72	52	1.4
154	Dinajpur RWH	Birganj	24,500	10,595	2.3	50,925	25,028	2.0	174	39	4.5	4,800	1,916	2.5	0	238	0.0
155	Dinajpur RWH	Bochaganj	17,100	6,805	2.5	31,032	13,659	2.3	72	40	1.8	2,936	888	3.3	0	103	0.0
156	Dinajpur RWH	Boda	14,600	9,695	1.5	32,955	20,636	1.6	77	21	3.7	6,271	2,533	2.5	0	159	0.0
157	Dinajpur RWH	Chirirbandar	15,600	7,092	2.2	43,740	16,646	2.6	88	23	3.8	3,475	1,362	2.6	0	140	0.0
158	Dinajpur RWH	Debiganj	28,800	13,716	2.1	57,255	28,947	2.0	115	44	2.6	7,728	3,761	2.1	0	84	0.0
159	Dinajpur RWH	Dinajpur Sadar	81,800	38,971	2.1	50,445	26,513	1.9	187	60	3.1	8,268	5,291	1.6	0	331	0.0
160	Dinajpur RWH	Fulbari	16,100	6,509	2.5	47,235	8,613	5.5	91	37	2.5	1,675	360	4.7	10	76	0.1
161	Dinajpur RWH	Haripur	15,000	5,525	2.7	19,455	10,552	1.8	75	12	6.3	3,661	1,518	2.4	0	20	0.0
162	Dinajpur RWH	Kaharole	12,500	4,317	2.9	36,129	9,482	3.8	81	20	4.1	1,924	901	2.1	0	108	0.0
163	Dinajpur RWH	Khansama	14,400	4,929	2.9	28,005	14,354	2.0	87	19	4.6	3,492	1,313	2.7	90	156	0.6
164	Dinajpur RWH	Nawabganj	24,800	11,142	2.2	35,505	15,835	2.2	70	22	3.2	4,656	1,544	3.0	200	93	2.2
165	Dinajpur RWH	Panchagarh Sadar	12,500	13,754	0.9	27,300	19,870	1.4	113	35	3.2	6,114	2,852	2.1	0	76	0.0
166	Dinajpur RWH	Parbatipur	50,800	26,436	1.9	56,078	27,106	2.1	374	98	3.8	6,317	3,276	1.9	128	140	0.9
167	Dinajpur RWH	Pirganj	21,200	6,971	3.0	18,270	14,677	1.2	55	23	2.4	4,954	2,032	2.4	100	109	0.9
168	Dinajpur RWH	Ranisankail	15,500	5,906	2.6	31,560	14,479	2.2	64	14	4.6	3,540	1,619	2.2	0	64	0.0
169	Dinajpur RWH	Tentulia	20,600	7,569	2.7	22,047	11,085	2.0	55	26	2.1	2,308	663	3.5	100	32	3.1
170	Dinajpur RWH	Thakurgaon Sadar	44,100	20,706	2.1	73,485	33,219	2.2	137	64	2.1	13,037	6,183	2.1	150	293	0.5
171	Faridpur RWH	Agailjhara	20,810	9,824	2.1	22,117	10,205	2.2	192	13	14.8	1,974	675	2.9	0	57	0.0
172	Faridpur RWH	Alfadanga	48,620	20,311	2.4	20,964	6,364	3.3	238	21	11.3	2,964	882	3.4	72	39	1.8
173	Faridpur RWH	Babuganj	14,800	5,023	2.9	15,990	7,248	2.2	56	42	1.3	1,613	705	2.3	0	70	0.0
174	Faridpur RWH	Baliakandi	51,900	28,046	1.9	30,135	14,555	2.1	72	53	1.4	3,309	1,493	2.2	0	118	0.0
175	Faridpur RWH	Banari Para	15,600	6,342	2.5	19,547	8,954	2.2	70	25	2.8	2,913	681	4.3	0	67	0.0

SL	Warehouse Name	Upazila Name	Condom			Shukhi			IUD			Injectables			Implant		
			CBL	AMD	MOS	CBL	AMD	MOS	CBL	AMD	MOS	CBL	AMD	MOS	CBL	AMD	MOS
176	Faridpur RWH	Barisal Sadar (kotwali)	54,100	29,395	1.8	30,570	18,224	1.7	172	66	2.6	7,848	3,194	2.5	29	117	0.2
177	Faridpur RWH	Bhanga	52,000	21,898	2.4	35,665	14,554	2.5	198	50	4.0	4,674	859	5.4	56	46	1.2
178	Faridpur RWH	Bhedarganj	34,800	13,493	2.6	27,585	10,168	2.7	140	45	3.1	4,354	2,005	2.2	0	46	0.0
179	Faridpur RWH	Boalmari	65,100	34,074	1.9	32,935	16,369	2.0	114	26	4.4	3,450	1,643	2.1	0	80	0.0
180	Faridpur RWH	Char Bhadrasan	19,100	8,072	2.4	7,074	2,820	2.5	95	11	8.6	592	274	2.2	0	26	0.0
181	Faridpur RWH	Damudya	19,800	9,192	2.2	22,150	5,094	4.3	48	21	2.3	557	641	0.9	0	14	0.0
182	Faridpur RWH	Faridpur Sadar	100,300	52,369	1.9	42,800	20,900	2.0	169	51	3.3	6,192	3,386	1.8	0	185	0.0
183	Faridpur RWH	Gaurnadi	26,000	9,667	2.7	26,845	10,813	2.5	92	21	4.4	3,257	1,169	2.8	131	36	3.6
184	Faridpur RWH	Goalanda	66,700	31,020	2.2	14,010	7,223	1.9	160	11	14.5	4,377	1,725	2.5	0	64	0.0
185	Faridpur RWH	Gopalganj Sadar	67,136	35,103	1.9	32,782	17,087	1.9	204	79	2.6	5,406	1,224	4.4	216	45	4.8
186	Faridpur RWH	Gosairhat	30,300	14,431	2.1	24,380	9,768	2.5	199	80	2.5	2,615	1,094	2.4	0	32	0.0
187	Faridpur RWH	Jhalokati Sadar	21,100	10,949	1.9	19,365	9,819	2.0	70	26	2.7	2,183	988	2.2	0	81	0.0
188	Faridpur RWH	Kalkini	97,200	13,004	7.5	34,725	14,497	2.4	277	28	9.9	3,994	1,525	2.6	0	101	0.0
189	Faridpur RWH	Kashiani	73,100	32,364	2.3	37,310	18,237	2.0	150	27	5.6	3,059	1,415	2.2	0	16	0.0
190	Faridpur RWH	Kotalipara	35,800	9,934	3.6	33,465	15,983	2.1	86	13	6.6	1,644	722	2.3	50	53	0.9
191	Faridpur RWH	Madaripur Sadar	74,300	21,932	3.4	49,605	22,868	2.2	336	116	2.9	9,009	4,472	2.0	69	135	0.5
192	Faridpur RWH	Madhukhali	38,900	16,077	2.4	43,230	17,486	2.5	236	32	7.4	4,777	1,675	2.9	0	96	0.0
193	Faridpur RWH	Muksudpur	71,700	37,291	1.9	60,667	30,044	2.0	184	47	3.9	5,276	2,414	2.2	72	72	1.0
194	Faridpur RWH	Nagarkanda	41,400	19,082	2.2	29,245	12,528	2.3	97	34	2.9	1,841	654	2.8	0	42	0.0
195	Faridpur RWH	Naria	44,200	10,723	4.1	35,165	12,217	2.9	145	32	4.5	4,208	1,054	4.0	0	29	0.0
196	Faridpur RWH	Nesarabad (swarupkati)	15,200	10,507	1.4	23,310	13,008	1.8	108	28	3.9	2,943	1,081	2.7	0	48	0.0
197	Faridpur RWH	Pangsha	157,800	37,114	4.3	48,350	26,018	1.9	194	48	4.0	6,327	2,660	2.4	0	187	0.0
198	Faridpur RWH	Rajbari Sadar	58,800	33,278	1.8	34,470	17,354	2.0	268	114	2.4	5,049	2,483	2.0	0	276	0.0
199	Faridpur RWH	Rajoir	71,700	16,350	4.4	35,280	15,360	2.3	282	29	9.7	3,110	1,639	1.9	0	60	0.0
200	Faridpur RWH	Sadarpur	40,900	14,085	2.9	36,266	8,128	4.5	109	20	5.5	2,609	781	3.3	72	43	1.7

SL	Warehouse Name	Upazila Name	Condom			Shukhi			IUD			Injectables			Implant		
			CBL	AMD	MOS	CBL	AMD	MOS	CBL	AMD	MOS	CBL	AMD	MOS	CBL	AMD	MOS
201	Faridpur RWH	Saltha	26,000	13,113	2.0	21,585	9,480	2.3	141	47	3.0	2,166	734	3.0	144	60	2.4
202	Faridpur RWH	Shariatpur Sadar	34,500	15,349	2.2	25,511	8,689	2.9	122	52	2.3	2,971	1,205	2.5	0	46	0.0
203	Faridpur RWH	Shib Char	103,000	27,858	3.7	43,920	22,122	2.0	50	48	1.0	6,300	2,787	2.3	0	83	0.0
204	Faridpur RWH	Tungipara	32,600	18,497	1.8	28,725	12,925	2.2	76	11	6.9	2,171	742	2.9	0	16	0.0
205	Faridpur RWH	Wazirpur	33,800	14,401	2.3	32,370	14,641	2.2	41	16	2.6	2,752	1,112	2.5	50	87	0.6
206	Faridpur RWH	Zanjira	39,000	16,824	2.3	19,095	11,590	1.6	150	49	3.1	1,209	1,181	1.0	0	48	0.0
207	Jamalpur RWH	Bakshiganj	40,200	16,785	2.4	31,680	12,493	2.5	175	59	3.0	2,200	868	2.5	144	109	1.3
208	Jamalpur RWH	Char Rajibpur	108,100	42,594	2.5	16,297	7,769	2.1	80	3	26.7	2,762	1,307	2.1	0	27	0.0
209	Jamalpur RWH	Dewanganj	61,500	29,100	2.1	36,525	17,352	2.1	152	42	3.6	7,487	3,624	2.1	144	126	1.1
210	Jamalpur RWH	Islampur	92,400	42,914	2.2	53,164	26,333	2.0	99	58	1.7	5,570	3,032	1.8	100	162	0.6
211	Jamalpur RWH	Jamalpur Sadar	118,100	57,373	2.1	91,183	44,086	2.1	333	119	2.8	11,894	5,410	2.2	0	268	0.0
212	Jamalpur RWH	Jhenaigati	38,100	14,723	2.6	34,230	16,917	2.0	51	15	3.4	2,719	1,386	2.0	0	40	0.0
213	Jamalpur RWH	Madarganj	65,000	22,851	2.8	41,685	16,216	2.6	140	57	2.5	2,900	1,264	2.3	228	86	2.7
214	Jamalpur RWH	Melandaha	89,600	29,063	3.1	235,800	22,082	10.7	70	59	1.2	5,750	2,886	2.0	400	79	5.1
215	Jamalpur RWH	Nakla	133,700	11,300	11.8	93,560	12,794	7.3	108	29	3.7	3,585	1,502	2.4	154	109	1.4
216	Jamalpur RWH	Nalitabari	49,000	24,703	2.0	41,280	20,465	2.0	106	20	5.3	3,698	1,685	2.2	216	69	3.1
217	Jamalpur RWH	Raumari	113,100	49,674	2.3	27,135	12,746	2.1	81	23	3.5	5,554	2,485	2.2	72	56	1.3
218	Jamalpur RWH	Sarishabari	102,400	33,202	3.1	72,885	22,540	3.2	190	60	3.2	3,809	2,019	1.9	0	90	0.0
219	Jamalpur RWH	Sherpur Sadar	102,300	50,481	2.0	74,460	36,499	2.0	247	84	2.9	18,830	9,179	2.1	110	175	0.6
220	Jamalpur RWH	Sreebardi	125,200	22,179	5.6	69,915	18,785	3.7	158	6	26.3	4,369	1,967	2.2	144	90	1.6
221	Jessore RWH	Abhaynagar	48,700	23,286	2.1	37,005	11,958	3.1	95	41	2.3	5,790	2,774	2.1	0	69	0.0
222	Jessore RWH	Bagher Para	63,000	34,371	1.8	41,020	15,218	2.7	180	61	3.0	4,082	1,985	2.1	0	115	0.0
223	Jessore RWH	Chaugachha	106,500	21,110	5.0	60,885	12,279	5.0	219	18	12.2	8,810	1,638	5.4	144	56	2.6
224	Jessore RWH	Harinakunda	44,300	8,160	5.4	30,100	15,304	2.0	91	22	4.1	2,175	1,056	2.1	0	104	0.0
225	Jessore RWH	Jessore Sadar	30,700	93,725	0.3	17,280	43,736	0.4	115	116	1.0	9,973	9,295	1.1	114	215	0.5

SL	Warehouse Name	Upazila Name	Condom			Shukhi			IUD			Injectables			Implant		
			CBL	AMD	MOS	CBL	AMD	MOS	CBL	AMD	MOS	CBL	AMD	MOS	CBL	AMD	MOS
226	Jessore RWH	Jhenaidah Sadar	72,000	36,877	2.0	51,180	26,770	1.9	207	95	2.2	6,090	3,616	1.7	292	97	3.0
227	Jessore RWH	Jhikargachha	50,000	20,630	2.4	36,945	12,631	2.9	100	36	2.8	2,800	2,571	1.1	10	79	0.1
228	Jessore RWH	Kalia	172,900	17,852	9.7	73,030	11,003	6.6	110	18	6.1	2,500	695	3.6	144	23	6.3
229	Jessore RWH	Kaliganj	37,500	22,713	1.7	30,030	16,899	1.8	160	17	9.4	5,811	1,428	4.1	72	39	1.8
230	Jessore RWH	Keshabpur	61,700	16,346	3.8	45,525	12,873	3.5	217	23	9.4	5,749	2,654	2.2	72	79	0.9
231	Jessore RWH	Kotchandpur	25,000	8,351	3.0	17,085	6,868	2.5	95	10	9.5	2,000	1,165	1.7	0	27	0.0
232	Jessore RWH	Lohagara	14,000	22,184	0.6	29,320	12,881	2.3	160	34	4.7	200	1,383	0.1	216	42	5.1
233	Jessore RWH	Magura Sadar	154,000	33,344	4.6	56,306	29,614	1.9	353	64	5.5	13,542	3,626	3.7	0	105	0.0
234	Jessore RWH	Maheshpur	67,900	25,764	2.6	40,355	15,532	2.6	190	46	4.1	7,000	3,463	2.0	0	71	0.0
235	Jessore RWH	Manirampur	28,000	33,719	0.8	121,005	23,639	5.1	290	142	2.0	11,720	6,201	1.9	208	98	2.1
236	Jessore RWH	Mohammadpur	42,700	5,906	7.2	43,330	9,732	4.5	277	16	17.3	3,317	876	3.8	90	57	1.6
237	Jessore RWH	Narail Sadar	74,900	33,313	2.2	47,509	20,656	2.3	394	40	9.9	8,182	2,152	3.8	144	71	2.0
238	Jessore RWH	Shailkupa	90,300	30,748	2.9	56,460	25,313	2.2	48	36	1.3	3,675	1,871	2.0	72	154	0.5
239	Jessore RWH	Shalikhha	15,060	6,456	2.3	20,823	8,408	2.5	103	19	5.4	1,492	635	2.3	0	65	0.0
240	Jessore RWH	Sharsha	70,300	34,721	2.0	49,890	17,788	2.8	165	53	3.1	8,031	3,571	2.2	72	121	0.6
241	Jessore RWH	Sreepur	23,500	11,745	2.0	28,230	10,985	2.6	64	19	3.4	1,867	871	2.1	0	83	0.0
242	Khulna RWH	Assasuni	39,300	19,602	2.0	48,045	22,842	2.1	86	18	4.8	3,270	1,507	2.2	144	58	2.5
243	Khulna RWH	Bagerhat Sadar	56,800	29,928	1.9	44,160	19,456	2.3	132	70	1.9	4,244	2,156	2.0	0	83	0.0
244	Khulna RWH	Batiaghata	57,000	18,294	3.1	43,290	14,324	3.0	133	28	4.8	2,225	881	2.5	0	69	0.0
245	Khulna RWH	Bhandaria	29,400	12,489	2.4	24,390	7,301	3.3	152	23	6.6	2,350	999	2.4	94	45	2.1
246	Khulna RWH	Chitalmari	32,900	19,442	1.7	24,440	10,276	2.4	136	9	15.1	2,726	1,248	2.2	0	42	0.0
247	Khulna RWH	Dacope	84,000	8,308	10.1	47,805	11,137	4.3	150	6	25.0	2,190	780	2.8	0	46	0.0
248	Khulna RWH	Daulatpur	238,700	66,260	3.6	53,370	18,162	2.9	160	50	3.2	10,380	5,569	1.9	0	148	0.0
249	Khulna RWH	Debhata	27,700	12,904	2.1	19,650	8,097	2.4	31	9	3.4	1,238	535	2.3	0	25	0.0
250	Khulna RWH	Dumuria	69,100	31,517	2.2	55,030	21,855	2.5	146	57	2.6	4,716	2,450	1.9	360	172	2.1

SL	Warehouse Name	Upazila Name	Condom			Shukhi			IUD			Injectables			Implant		
			CBL	AMD	MOS	CBL	AMD	MOS	CBL	AMD	MOS	CBL	AMD	MOS	CBL	AMD	MOS
251	Khulna RWH	Fakirhat	41,700	12,398	3.4	36,900	7,595	4.9	78	17	4.6	1,781	726	2.5	0	42	0.0
252	Khulna RWH	Kachua	31,700	15,248	2.1	16,740	8,048	2.1	89	15	5.9	1,758	726	2.4	42	30	1.4
253	Khulna RWH	Kalaroa	55,200	26,302	2.1	32,745	10,357	3.2	94	16	5.9	1,892	1,631	1.2	10	43	0.2
254	Khulna RWH	Kaliganj	216,600	23,376	9.3	47,205	19,981	2.4	70	18	3.9	3,240	1,456	2.2	72	42	1.7
255	Khulna RWH	Kanthalia	18,700	6,967	2.7	17,340	4,984	3.5	68	8	8.5	1,872	696	2.7	64	24	2.7
256	Khulna RWH	Kawkhali	10,200	4,161	2.5	8,825	3,777	2.3	30	23	1.3	1,415	352	4.0	0	29	0.0
257	Khulna RWH	Khulna Sadar	204,700	137,312	1.5	47,461	47,737	1.0	298	146	2.0	8,022	6,123	1.3	198	123	1.6
258	Khulna RWH	Koyra	51,300	13,771	3.7	45,210	18,358	2.5	82	16	5.1	1,491	569	2.6	72	33	2.2
259	Khulna RWH	Mathbaria	230,200	13,695	16.8	71,445	16,225	4.4	190	67	2.8	3,542	1,601	2.2	144	38	3.8
260	Khulna RWH	Mollahat	30,900	11,554	2.7	25,275	10,632	2.4	84	15	5.6	1,640	514	3.2	0	13	0.0
261	Khulna RWH	Mongla	44,600	25,170	1.8	27,510	12,283	2.2	118	36	3.3	2,848	1,683	1.7	22	28	0.8
262	Khulna RWH	Morrelganj	568,300	26,410	21.5	305,945	27,218	11.2	204	62	3.3	5,181	2,064	2.5	216	44	4.9
263	Khulna RWH	Nazirpur	24,600	13,873	1.8	31,380	11,349	2.8	50	22	2.3	2,750	1,197	2.3	0	56	0.0
264	Khulna RWH	Paikgachha	40,100	13,041	3.1	66,240	19,429	3.4	80	18	4.4	3,225	1,152	2.8	0	52	0.0
265	Khulna RWH	Phultala	35,000	20,112	1.7	18,690	7,519	2.5	119	58	2.1	2,335	1,052	2.2	0	57	0.0
266	Khulna RWH	Pirojpur Sadar	28,800	11,902	2.4	23,265	8,960	2.6	215	64	3.4	2,224	1,029	2.2	72	64	1.1
267	Khulna RWH	Rajapur	25,500	9,246	2.8	19,050	5,238	3.6	15	11	1.4	1,557	661	2.4	0	13	0.0
268	Khulna RWH	Rampal	106,200	16,617	6.4	68,290	10,103	6.8	80	25	3.2	2,046	550	3.7	0	26	0.0
269	Khulna RWH	Rupsa	36,500	11,800	3.1	28,755	8,067	3.6	185	53	3.5	1,816	594	3.1	0	95	0.0
270	Khulna RWH	Sarankhola	45,300	14,607	3.1	28,405	11,767	2.4	86	23	3.7	3,317	1,550	2.1	92	31	3.0
271	Khulna RWH	Satkhira Sadar	82,400	64,119	1.3	46,615	23,180	2.0	199	52	3.8	9,065	4,399	2.1	0	88	0.0
272	Khulna RWH	Shyamnagar	298,500	21,225	14.1	131,520	25,285	5.2	56	16	3.5	3,267	1,077	3.0	72	85	0.8
273	Khulna RWH	Tala	47,200	15,488	3.0	40,620	17,182	2.4	143	65	2.2	4,494	2,278	2.0	0	64	0.0
274	Khulna RWH	Terokhada	100,800	18,248	5.5	56,895	9,538	6.0	50	15	3.3	1,249	491	2.5	72	30	2.4
275	Khulna RWH	Zianagar	9,200	3,427	2.7	10,405	3,785	2.7	64	32	2.0	1,177	539	2.2	72	19	3.8

SL	Warehouse Name	Upazila Name	Condom			Shukhi			IUD			Injectables			Implant		
			CBL	AMD	MOS	CBL	AMD	MOS	CBL	AMD	MOS	CBL	AMD	MOS	CBL	AMD	MOS
276	Kushtia RWH	Alamdanga	41,600	19,979	2.1	38,115	18,003	2.1	120	37	3.2	6,250	3,227	1.9	0	129	0.0
277	Kushtia RWH	Bheramara	44,100	23,363	1.9	22,890	10,208	2.2	32	10	3.2	4,052	1,937	2.1	5	19	0.3
278	Kushtia RWH	Chuadanga Sadar	79,200	41,360	1.9	33,825	15,832	2.1	193	62	3.1	8,136	3,678	2.2	72	57	1.3
279	Kushtia RWH	Damurhuda	50,900	20,508	2.5	27,315	12,862	2.1	101	33	3.1	7,220	3,417	2.1	72	55	1.3
280	Kushtia RWH	Daulatpur	92,700	41,837	2.2	48,615	22,607	2.2	36	8	4.5	8,341	4,053	2.1	72	25	2.9
281	Kushtia RWH	Gangni	63,500	32,173	2.0	39,000	18,263	2.1	74	33	2.2	11,239	5,496	2.0	44	43	1.0
282	Kushtia RWH	Jiban Nagar	39,900	17,500	2.3	22,140	11,794	1.9	71	34	2.1	4,168	2,028	2.1	0	95	0.0
283	Kushtia RWH	Khoksa	42,200	17,340	2.4	16,780	8,473	2.0	14	5	2.8	1,200	534	2.2	0	34	0.0
284	Kushtia RWH	Kumarkhali	65,480	32,064	2.0	28,302	14,948	1.9	40	17	2.4	5,480	2,852	1.9	72	65	1.1
285	Kushtia RWH	Kushtia Sadar	114,300	56,706	2.0	61,515	31,041	2.0	159	55	2.9	10,757	5,134	2.1	247	154	1.6
286	Kushtia RWH	Meherpur Sadar	78,800	33,675	2.3	27,975	12,190	2.3	48	26	1.8	6,732	3,078	2.2	86	32	2.7
287	Kushtia RWH	Mirpur	55,800	29,790	1.9	36,225	17,641	2.1	20	16	1.3	5,166	2,384	2.2	72	41	1.8
288	Kushtia RWH	Mujib Nagar	16,800	10,101	1.7	8,010	3,526	2.3	19	4	4.8	2,754	1,307	2.1	0	28	0.0
289	Mymensingh RWH	Atpara	24,700	9,892	2.5	37,110	12,945	2.9	50	7	7.1	1,554	810	1.9	48	88	0.5
290	Mymensingh RWH	Austagram	33,400	16,305	2.0	20,472	11,105	1.8	102	26	3.9	2,590	1,292	2.0	64	33	1.9
291	Mymensingh RWH	Bajitpur	44,200	18,689	2.4	31,875	15,693	2.0	52	19	2.7	1,998	920	2.2	144	53	2.7
292	Mymensingh RWH	Barhatta	34,700	15,016	2.3	30,540	13,780	2.2	40	20	2.0	3,135	1,538	2.0	0	78	0.0
293	Mymensingh RWH	Bhairab	75,140	37,770	2.0	44,310	22,186	2.0	108	39	2.8	3,854	2,006	1.9	216	93	2.3
294	Mymensingh RWH	Bhaluka	64,600	31,693	2.0	66,840	34,480	1.9	240	89	2.7	3,893	1,961	2.0	100	105	1.0
295	Mymensingh RWH	Dharampasha	45,600	20,929	2.2	41,175	18,046	2.3	70	11	6.4	3,750	1,785	2.1	0	150	0.0
296	Mymensingh RWH	Dhobaura	52,500	23,692	2.2	39,795	17,121	2.3	45	11	4.1	2,550	1,510	1.7	42	27	1.6
297	Mymensingh RWH	Durgapur	44,700	21,865	2.0	34,624	18,128	1.9	84	24	3.5	4,743	2,406	2.0	94	87	1.1
298	Mymensingh RWH	Fulbaria	44,200	21,254	2.1	78,690	39,685	2.0	116	38	3.1	3,077	1,546	2.0	128	34	3.8
299	Mymensingh RWH	Gaffargaon	107,200	50,154	2.1	78,720	35,813	2.2	94	26	3.6	4,862	2,355	2.1	64	62	1.0
300	Mymensingh RWH	Gauripur	43,900	20,492	2.1	56,310	23,474	2.4	114	44	2.6	4,190	1,993	2.1	0	75	0.0

SL	Warehouse Name	Upazila Name	Condom			Shukhi			IUD			Injectables			Implant		
			CBL	AMD	MOS	CBL	AMD	MOS	CBL	AMD	MOS	CBL	AMD	MOS	CBL	AMD	MOS
301	Mymensingh RWH	Haluaghat	55,500	24,175	2.3	61,500	27,165	2.3	233	13	17.9	3,446	1,910	1.8	128	54	2.4
302	Mymensingh RWH	Hossainpur	39,700	17,596	2.3	37,770	18,992	2.0	86	35	2.5	3,054	1,488	2.1	72	65	1.1
303	Mymensingh RWH	Ishwarganj	43,000	18,097	2.4	76,030	42,958	1.8	71	15	4.7	3,350	1,783	1.9	236	47	5.0
304	Mymensingh RWH	Itna	40,000	17,787	2.2	32,820	17,481	1.9	87	15	5.8	1,800	641	2.8	0	50	0.0
305	Mymensingh RWH	Kalmakanda	80,000	31,558	2.5	45,305	25,320	1.8	11	12	0.9	3,671	1,628	2.3	3	70	0.0
306	Mymensingh RWH	Karimganj	38,100	19,736	1.9	46,580	21,466	2.2	96	38	2.5	2,442	1,310	1.9	200	108	1.9
307	Mymensingh RWH	Katiadi	74,197	35,450	2.1	41,963	19,635	2.1	138	44	3.1	4,465	2,152	2.1	144	75	1.9
308	Mymensingh RWH	Kendua	35,300	15,907	2.2	49,860	25,256	2.0	151	59	2.6	2,278	1,291	1.8	18	113	0.2
309	Mymensingh RWH	Khaliajuri	13,200	6,761	2.0	16,190	6,570	2.5	24	5	4.8	1,128	529	2.1	0	59	0.0
310	Mymensingh RWH	Kishoreganj Sadar	99,800	48,922	2.0	66,900	31,404	2.1	214	91	2.4	4,657	2,577	1.8	456	114	4.0
311	Mymensingh RWH	Kuliar Char	40,100	18,765	2.1	32,845	14,575	2.3	94	23	4.1	2,826	1,289	2.2	82	73	1.1
312	Mymensingh RWH	Madan	24,800	14,918	1.7	33,707	15,849	2.1	24	12	2.0	1,837	767	2.4	72	51	1.4
313	Mymensingh RWH	Mithamain	29,900	12,613	2.4	22,635	8,482	2.7	35	5	7.0	542	219	2.5	0	33	0.0
314	Mymensingh RWH	Mohanganj	32,600	12,665	2.6	39,770	20,448	1.9	114	30	3.8	2,207	1,032	2.1	0	77	0.0
315	Mymensingh RWH	Muktagachha	58,400	29,754	2.0	77,925	41,096	1.9	48	14	3.4	4,139	2,047	2.0	144	64	2.3
316	Mymensingh RWH	Mymensingh Sadar	160,100	88,086	1.8	103,575	54,292	1.9	522	201	2.6	7,217	3,930	1.8	0	347	0.0
317	Mymensingh RWH	Nandail	37,800	15,281	2.5	94,770	50,849	1.9	160	48	3.3	4,780	2,447	2.0	384	31	12.4
318	Mymensingh RWH	Netrakona Sadar	67,210	35,048	1.9	57,227	27,336	2.1	153	27	5.7	5,464	2,715	2.0	72	147	0.5
319	Mymensingh RWH	Nikli	46,200	15,919	2.9	24,596	8,089	3.0	72	36	2.0	2,255	751	3.0	0	65	0.0
320	Mymensingh RWH	Pakundia	44,500	21,540	2.1	38,490	17,800	2.2	95	33	2.9	3,244	1,512	2.1	128	55	2.3
321	Mymensingh RWH	Phulpur	60,700	29,071	2.1	104,695	51,150	2.0	193	80	2.4	3,095	2,453	1.3	411	186	2.2
322	Mymensingh RWH	Purbadhala	38,100	19,132	2.0	54,720	25,840	2.1	69	21	3.3	4,791	2,329	2.1	72	139	0.5
323	Mymensingh RWH	Tarail	47,250	23,382	2.0	31,350	14,094	2.2	58	21	2.8	2,158	915	2.4	0	37	0.0
324	Mymensingh RWH	Trishal	71,600	33,033	2.2	88,020	40,992	2.1	102	31	3.3	3,934	2,182	1.8	320	101	3.2
325	Noakhali RWH	Begumganj	18,600	31,986	0.6	2,430	16,423	0.1	96	102	0.9	1,085	2,455	0.4	0	112	0.0

SL	Warehouse Name	Upazila Name	Condom			Shukhi			IUD			Injectables			Implant		
			CBL	AMD	MOS	CBL	AMD	MOS	CBL	AMD	MOS	CBL	AMD	MOS	CBL	AMD	MOS
326	Noakhali RWH	Chatkhil	54,900	6,095	9.0	40,455	5,452	7.4	57	24	2.4	2,034	923	2.2	0	30	0.0
327	Noakhali RWH	Chhagalnaiya	77,900	11,508	6.8	47,550	8,867	5.4	89	21	4.2	5,280	1,174	4.5	50	25	2.0
328	Noakhali RWH	Companiganj	29,900	15,046	2.0	15,606	8,978	1.7	106	31	3.4	869	1,948	0.4	0	29	0.0
329	Noakhali RWH	Daganbhuiyan	30,200	22,568	1.3	20,100	8,773	2.3	103	28	3.7	2,790	1,344	2.1	20	34	0.6
330	Noakhali RWH	Feni Sadar	66,800	65,452	1.0	25,644	21,904	1.2	239	183	1.3	6,287	4,573	1.4	36	137	0.3
331	Noakhali RWH	Fulgazi	25,100	11,185	2.2	29,085	5,598	5.2	53	23	2.3	1,804	849	2.1	15	11	1.4
332	Noakhali RWH	Hatiya	27,200	20,322	1.3	21,000	15,318	1.4	99	66	1.5	6,323	2,846	2.2	300	242	1.2
333	Noakhali RWH	Kabirhat	27,600	13,234	2.1	20,025	8,187	2.4	140	22	6.4	2,615	1,646	1.6	110	83	1.3
334	Noakhali RWH	Kamalnagar	31,100	16,195	1.9	146,139	7,392	19.8	63	25	2.5	4,882	3,043	1.6	0	72	0.0
335	Noakhali RWH	Lakshmipur Sadar	16,150	23,403	0.7	4,959	20,073	0.2	58	138	0.4	4,171	6,739	0.6	0	247	0.0
336	Noakhali RWH	Noakhali Sadar	12,300	47,459	0.3	2,280	16,948	0.1	60	66	0.9	3,358	4,344	0.8	0	57	0.0
337	Noakhali RWH	Parshuram	81,300	14,761	5.5	53,654	5,873	9.1	86	13	6.6	2,033	994	2.0	30	35	0.9
338	Noakhali RWH	Ramganj	19,400	8,411	2.3	10,225	5,611	1.8	70	41	1.7	3,919	1,804	2.2	0	73	0.0
339	Noakhali RWH	Ramgati	61,557	9,401	6.5	239,908	8,541	28.1	128	38	3.4	5,615	3,807	1.5	0	54	0.0
340	Noakhali RWH	Roypur	65,300	5,215	12.5	178,665	9,544	18.7	198	54	3.7	3,423	1,785	1.9	0	74	0.0
341	Noakhali RWH	Senbagh	21,700	16,791	1.3	128,010	9,906	12.9	119	24	5.0	2,725	1,460	1.9	0	62	0.0
342	Noakhali RWH	Sonagazi	38,800	17,802	2.2	338,925	10,033	33.8	55	30	1.8	5,900	2,880	2.0	0	37	0.0
343	Noakhali RWH	Sonaimuri	22,900	11,225	2.0	148,830	7,612	19.6	40	23	1.7	2,141	1,797	1.2	100	41	2.4
344	Noakhali RWH	Subarnachar	15,600	27,512	0.6	16,325	9,441	1.7	125	10	12.5	3,705	1,816	2.0	150	32	4.7
345	Pabna RWH	Atgharia	46,400	11,326	4.1	46,320	10,929	4.2	45	18	2.5	1,657	664	2.5	100	27	3.7
346	Pabna RWH	Belkuchi	104,100	50,908	2.0	65,175	25,865	2.5	89	23	3.9	4,616	2,231	2.1	100	65	1.5
347	Pabna RWH	Bera	26,800	13,005	2.1	33,585	13,799	2.4	168	80	2.1	3,033	1,539	2.0	20	37	0.5
348	Pabna RWH	Bhangura	38,800	11,674	3.3	53,660	8,680	6.2	86	17	5.1	952	218	4.4	0	31	0.0
349	Pabna RWH	Chatmohar	76,500	36,224	2.1	80,880	27,311	3.0	145	56	2.6	2,474	1,224	2.0	0	46	0.0
350	Pabna RWH	Faridpur	22,000	8,265	2.7	28,695	5,692	5.0	66	26	2.5	2,395	1,246	1.9	100	37	2.7

SL	Warehouse Name	Upazila Name	Condom			Shukhi			IUD			Injectables			Implant		
			CBL	AMD	MOS	CBL	AMD	MOS	CBL	AMD	MOS	CBL	AMD	MOS	CBL	AMD	MOS
351	Pabna RWH	Ishwardi	68,700	37,905	1.8	57,156	18,928	3.0	188	52	3.6	4,977	2,508	2.0	200	92	2.2
352	Pabna RWH	Kamarkhanda	24,100	9,521	2.5	37,705	8,665	4.4	121	15	8.1	2,971	1,290	2.3	0	29	0.0
353	Pabna RWH	Kazipur	83,900	36,012	2.3	42,075	17,188	2.4	164	54	3.0	2,700	2,670	1.0	100	83	1.2
354	Pabna RWH	Pabna Sadar	83,900	100,014	0.8	69,855	68,855	1.0	210	153	1.4	2,100	10,325	0.2	100	110	0.9
355	Pabna RWH	Royganj	98,000	27,866	3.5	28,080	24,221	1.2	105	42	2.5	8,000	2,536	3.2	0	40	0.0
356	Pabna RWH	Santhia	92,100	35,652	2.6	66,075	32,479	2.0	127	45	2.8	11,200	5,537	2.0	0	67	0.0
357	Pabna RWH	Shahjadpur	128,200	67,977	1.9	73,455	33,347	2.2	226	238	0.9	17,423	8,548	2.0	400	145	2.8
358	Pabna RWH	Sirajganj Sadar	83,500	49,415	1.7	32,790	28,675	1.1	135	39	3.5	5,194	4,436	1.2	0	67	0.0
359	Pabna RWH	Sujanagar	74,300	21,276	3.5	70,935	16,727	4.2	212	78	2.7	4,952	2,715	1.8	0	36	0.0
360	Pabna RWH	Tarash	51,400	16,282	3.2	51,270	18,054	2.8	211	47	4.5	2,082	1,138	1.8	0	81	0.0
361	Pabna RWH	Ullah Para	147,000	81,642	1.8	90,975	46,839	1.9	187	95	2.0	10,000	5,130	1.9	120	59	2.0
362	Patuakhali RWH	Amtali	36,000	9,428	3.8	49,245	18,028	2.7	121	18	6.7	3,929	1,928	2.0	0	122	0.0
363	Patuakhali RWH	Bakerganj	49,900	20,412	2.4	32,640	15,408	2.1	93	41	2.3	4,788	2,358	2.0	180	74	2.4
364	Patuakhali RWH	Bamna	4,200	2,505	1.7	7,860	3,764	2.1	80	16	5.0	624	211	3.0	164	59	2.8
365	Patuakhali RWH	Barguna Sadar	26,200	11,028	2.4	35,445	13,747	2.6	260	83	3.1	11,250	4,230	2.7	100	123	0.8
366	Patuakhali RWH	Bauphal	34,100	11,708	2.9	43,200	18,607	2.3	80	47	1.7	4,700	2,326	2.0	300	78	3.8
367	Patuakhali RWH	Betagi	34,600	2,954	11.7	22,500	4,635	4.9	135	23	5.9	1,610	816	2.0	0	55	0.0
368	Patuakhali RWH	Dashmina	7,300	3,318	2.2	11,535	5,354	2.2	76	15	5.1	2,074	957	2.2	200	62	3.2
369	Patuakhali RWH	Dumki	6,600	3,813	1.7	6,705	3,185	2.1	104	13	8.0	1,110	431	2.6	200	20	10.0
370	Patuakhali RWH	Galachipa	33,200	9,906	3.4	46,044	21,006	2.2	92	15	6.1	8,080	4,132	2.0	50	78	0.6
371	Patuakhali RWH	Kalapara	26,800	11,544	2.3	31,335	15,879	2.0	130	30	4.3	7,050	3,510	2.0	200	67	3.0
372	Patuakhali RWH	Mirzaganj	19,600	8,030	2.4	14,240	6,988	2.0	34	9	3.8	1,328	574	2.3	300	43	7.0
373	Patuakhali RWH	Nalchity	19,100	7,966	2.4	17,370	7,117	2.4	77	30	2.6	3,546	1,553	2.3	172	51	3.4
374	Patuakhali RWH	Patharghata	12,100	5,918	2.0	16,230	7,051	2.3	73	22	3.3	3,077	1,409	2.2	200	59	3.4
375	Patuakhali RWH	Patuakhali Sadar	53,600	19,476	2.8	30,870	12,802	2.4	195	81	2.4	8,220	3,686	2.2	50	75	0.7

SL	Warehouse Name	Upazila Name	Condom			Shukhi			IUD			Injectables			Implant		
			CBL	AMD	MOS	CBL	AMD	MOS	CBL	AMD	MOS	CBL	AMD	MOS	CBL	AMD	MOS
376	Rajshahi RWH	Bagatipara	49,600	14,709	3.4	331,845	7,743	42.9	78	9	8.7	2,668	409	6.5	0	63	0.0
377	Rajshahi RWH	Bagha	71,000	30,868	2.3	42,675	10,593	4.0	60	16	3.8	3,423	1,732	2.0	0	47	0.0
378	Rajshahi RWH	Baghmara	154,500	54,211	2.8	130,350	32,949	4.0	238	64	3.7	6,652	2,744	2.4	0	84	0.0
379	Rajshahi RWH	Baraigram	79,900	36,624	2.2	53,460	21,249	2.5	125	46	2.7	7,502	2,966	2.5	0	115	0.0
380	Rajshahi RWH	Bholahat	30,200	8,366	3.6	11,400	5,829	2.0	42	6	7.0	1,040	740	1.4	0	35	0.0
381	Rajshahi RWH	Boalia	426,400	196,131	2.2	34,350	10,025	3.4	255	59	4.3	7,959	3,706	2.1	0	136	0.0
382	Rajshahi RWH	Chapai Nababganj Sadar	107,000	45,229	2.4	41,750	19,147	2.2	235	59	4.0	8,520	3,977	2.1	0	59	0.0
383	Rajshahi RWH	Charghat	75,400	24,638	3.1	226,395	13,782	16.4	91	15	6.1	2,811	1,170	2.4	0	65	0.0
384	Rajshahi RWH	Durgapur	88,900	21,873	4.1	238,320	9,732	24.5	100	10	10.0	2,540	730	3.5	0	85	0.0
385	Rajshahi RWH	Godagari	99,000	36,721	2.7	403,260	18,339	22.0	113	27	4.2	7,000	3,080	2.3	0	40	0.0
386	Rajshahi RWH	Gomastapur	46,500	26,349	1.8	42,585	15,394	2.8	74	20	3.7	2,633	1,413	1.9	0	65	0.0
387	Rajshahi RWH	Gurudaspur	112,200	32,210	3.5	125,996	18,047	7.0	101	15	6.7	3,326	1,587	2.1	0	100	0.0
388	Rajshahi RWH	Lalpur	84,500	29,231	2.9	140,100	19,676	7.1	107	27	4.0	5,554	2,146	2.6	0	117	0.0
389	Rajshahi RWH	Mohanpur	71,100	20,859	3.4	219,690	13,198	16.6	69	11	6.3	5,385	2,193	2.5	0	67	0.0
390	Rajshahi RWH	Nachole	13,000	12,060	1.1	27,300	6,548	4.2	72	5	14.4	1,900	1,141	1.7	0	18	0.0
391	Rajshahi RWH	Natore Sadar	117,700	48,078	2.4	60,165	21,540	2.8	350	124	2.8	3,591	1,849	1.9	200	181	1.1
392	Rajshahi RWH	Paba	61,970	49,351	1.3	37,194	16,014	2.3	169	13	13.0	4,178	4,013	1.0	0	70	0.0
393	Rajshahi RWH	Puthia	20,200	31,071	0.7	39,330	14,485	2.7	59	9	6.6	3,059	1,524	2.0	0	138	0.0
394	Rajshahi RWH	Shibganj	67,600	41,350	1.6	49,740	25,069	2.0	145	40	3.6	3,861	2,744	1.4	0	61	0.0
395	Rajshahi RWH	Singra	132,600	42,520	3.1	216,439	29,023	7.5	154	33	4.7	6,018	2,642	2.3	0	180	0.0
396	Rajshahi RWH	Tanore	66,500	15,997	4.2	230,805	14,946	15.4	121	22	5.5	3,428	1,195	2.9	0	140	0.0
397	Rangamati RWH	Baghaichhari	58,800	8,615	6.8	20,415	5,600	3.6	51	7	7.3	3,744	370	10.1	55	20	2.8
398	Rangamati RWH	Barkal	27,300	5,382	5.1	25,305	3,164	8.0	64	4	16.0	2,826	442	6.4	0	0	0.0
399	Rangamati RWH	Belai Chhari	53,100	2,183	24.3	22,065	2,489	8.9	84	3	28.0	1,235	115	10.7	0	5	0.0
400	Rangamati RWH	Jurai Chhari	30,900	2,531	12.2	19,365	1,996	9.7	32	4	8.0	1,147	151	7.6	0	0	0.0

SL	Warehouse Name	Upazila Name	Condom			Shukhi			IUD			Injectables			Implant		
			CBL	AMD	MOS	CBL	AMD	MOS	CBL	AMD	MOS	CBL	AMD	MOS	CBL	AMD	MOS
401	Rangamati RWH	Kaptai	20,300	5,351	3.8	13,365	2,988	4.5	46	3	15.3	572	411	1.4	64	37	1.7
402	Rangamati RWH	Kawkhali (betbunia)	42,600	5,426	7.9	14,025	3,199	4.4	176	10	17.6	2,179	566	3.8	40	18	2.2
403	Rangamati RWH	Langadu	50,700	11,718	4.3	28,815	5,761	5.0	201	12	16.8	3,553	402	8.8	21	34	0.6
404	Rangamati RWH	Naniarchar	30,100	6,445	4.7	23,952	4,971	4.8	51	3	17.0	1,375	240	5.7	87	13	6.7
405	Rangamati RWH	Rajasthali	32,900	1,600	20.6	9,450	1,454	6.5	64	1	64.0	1,175	111	10.6	14	18	0.8
406	Rangamati RWH	Rangamati Sadar	58,700	11,281	5.2	29,925	7,051	4.2	164	53	3.1	1,047	806	1.3	316	63	5.0
407	Rangpur RWH	Aditmari	43,000	16,630	2.6	29,624	15,261	1.9	183	94	1.9	5,239	2,890	1.8	0	113	0.0
408	Rangpur RWH	Badarganj	133,700	13,460	9.9	301,715	35,072	8.6	110	36	3.1	6,485	3,270	2.0	0	92	0.0
409	Rangpur RWH	Bhurungamari	55,000	27,024	2.0	159,925	25,725	6.2	95	19	5.0	4,967	3,579	1.4	0	52	0.0
410	Rangpur RWH	Chilmari	22,005	10,542	2.1	91,735	16,300	5.6	110	30	3.7	2,901	1,110	2.6	0	75	0.0
411	Rangpur RWH	Dimla	23,700	7,050	3.4	130,095	22,812	5.7	126	23	5.5	5,495	2,945	1.9	256	77	3.3
412	Rangpur RWH	Domar	18,100	9,504	1.9	224,015	18,337	12.2	37	31	1.2	5,249	2,717	1.9	0	84	0.0
413	Rangpur RWH	Fulchhari	57,600	21,152	2.7	39,675	11,971	3.3	117	37	3.2	5,709	2,931	1.9	0	43	0.0
414	Rangpur RWH	Gaibandha Sadar	63,600	31,634	2.0	61,365	34,838	1.8	304	152	2.0	10,216	5,736	1.8	0	358	0.0
415	Rangpur RWH	Gangachara	95,400	12,182	7.8	262,395	21,717	12.1	133	40	3.3	6,210	4,722	1.3	0	137	0.0
416	Rangpur RWH	Gobindaganj	236,899	55,083	4.3	287,035	39,959	7.2	117	55	2.1	6,077	4,427	1.4	0	109	0.0
417	Rangpur RWH	Hatibandha	32,200	14,082	2.3	69,975	17,771	3.9	149	45	3.3	5,213	2,734	1.9	0	182	0.0
418	Rangpur RWH	Jaldhaka	37,900	14,932	2.5	179,490	26,626	6.7	86	42	2.0	7,097	4,025	1.8	100	81	1.2
419	Rangpur RWH	Kaliganj	24,700	9,217	2.7	74,850	16,940	4.4	162	57	2.8	4,339	2,179	2.0	0	145	0.0
420	Rangpur RWH	Kaunia	31,800	13,721	2.3	27,360	13,573	2.0	85	35	2.4	4,527	2,901	1.6	0	171	0.0
421	Rangpur RWH	Kishoreganj	15,000	6,223	2.4	43,785	16,737	2.6	165	33	5.0	3,660	1,780	2.1	0	96	0.0
422	Rangpur RWH	Kurigram Sadar	35,100	16,661	2.1	48,148	23,389	2.1	134	66	2.0	7,162	4,258	1.7	0	85	0.0
423	Rangpur RWH	Lalmonirhat Sadar	49,200	16,986	2.9	40,645	17,945	2.3	138	29	4.8	8,410	4,677	1.8	0	126	0.0
424	Rangpur RWH	Mitha Pukur	63,800	29,096	2.2	72,900	35,455	2.1	134	26	5.2	7,819	4,459	1.8	0	104	0.0
425	Rangpur RWH	Nageshwari	52,500	18,893	2.8	269,888	48,902	5.5	125	37	3.4	11,962	5,216	2.3	0	151	0.0

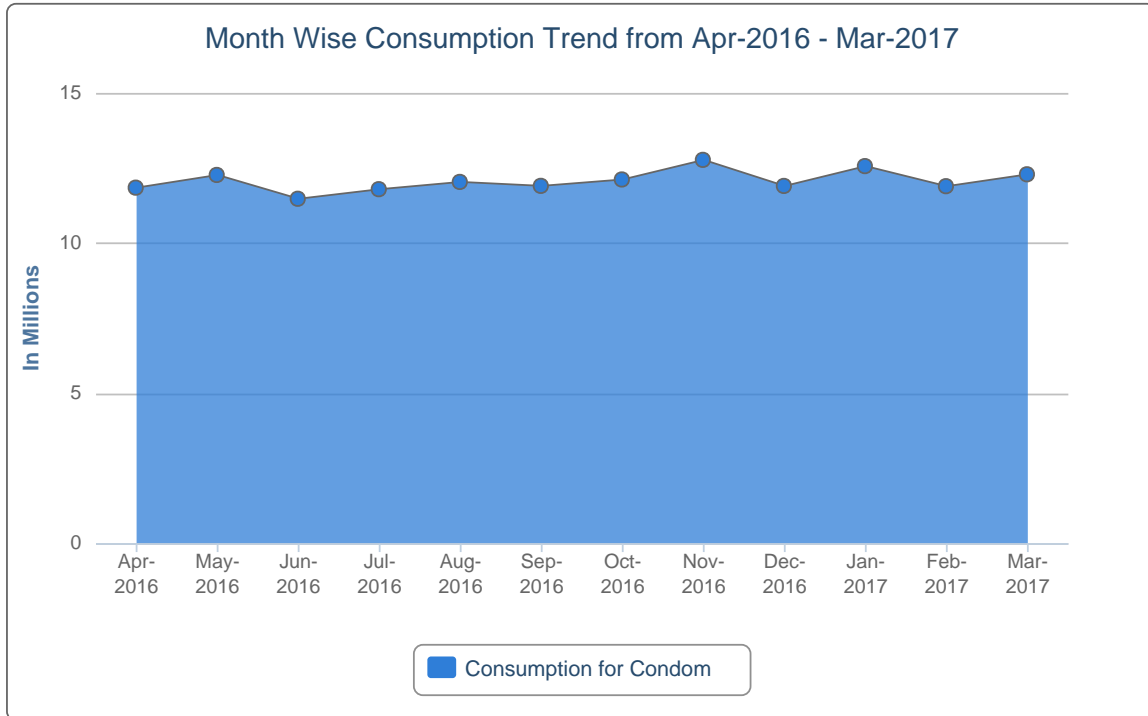
SL	Warehouse Name	Upazila Name	Condom			Shukhi			IUD			Injectables			Implant		
			CBL	AMD	MOS	CBL	AMD	MOS	CBL	AMD	MOS	CBL	AMD	MOS	CBL	AMD	MOS
426	Rangpur RWH	Nilphamari Sadar	39,100	16,319	2.4	76,230	37,133	2.1	217	78	2.8	8,707	4,437	2.0	320	72	4.4
427	Rangpur RWH	Palashbari	29,200	9,820	3.0	39,825	19,921	2.0	135	31	4.4	4,774	2,821	1.7	0	74	0.0
428	Rangpur RWH	Patgram	26,500	7,304	3.6	71,745	15,119	4.7	117	28	4.2	3,551	1,981	1.8	0	60	0.0
429	Rangpur RWH	Phulbari	32,000	4,984	6.4	49,005	15,399	3.2	194	57	3.4	5,420	2,819	1.9	288	57	5.1
430	Rangpur RWH	Pirgachha	48,600	21,893	2.2	54,995	26,604	2.1	237	92	2.6	8,000	4,201	1.9	0	74	0.0
431	Rangpur RWH	Pirganj	247,200	31,145	7.9	326,715	38,160	8.6	175	85	2.1	8,644	4,511	1.9	0	121	0.0
432	Rangpur RWH	Rajarhat	36,300	17,235	2.1	36,090	19,157	1.9	191	54	3.5	5,894	3,529	1.7	0	92	0.0
433	Rangpur RWH	Rangpur Sadar	97,300	39,913	2.4	98,635	33,290	3.0	437	111	3.9	14,100	6,205	2.3	104	240	0.4
434	Rangpur RWH	Sadullapur	85,800	35,103	2.4	130,640	25,667	5.1	134	83	1.6	7,517	4,339	1.7	0	61	0.0
435	Rangpur RWH	Saghata	28,900	10,758	2.7	28,500	22,280	1.3	161	49	3.3	2,510	1,668	1.5	0	40	0.0
436	Rangpur RWH	Saidpur	76,700	32,932	2.3	36,465	15,814	2.3	101	25	4.0	3,937	2,227	1.8	0	52	0.0
437	Rangpur RWH	Sundarganj	87,500	42,594	2.1	93,026	44,530	2.1	510	200	2.6	11,307	6,933	1.6	0	345	0.0
438	Rangpur RWH	Taraganj	25,500	8,491	3.0	22,642	11,497	2.0	81	12	6.8	2,435	1,336	1.8	0	93	0.0
439	Rangpur RWH	Ulipur	49,900	23,495	2.1	214,545	45,614	4.7	130	54	2.4	8,721	4,816	1.8	0	105	0.0
440	Sylhet RWH	Ajmiriganj	13,700	3,543	3.9	14,160	5,242	2.7	173	18	9.6	995	271	3.7	200	9	22.2
441	Sylhet RWH	Bahubal	23,400	11,719	2.0	23,266	8,366	2.8	189	5	37.8	1,666	613	2.7	0	37	0.0
442	Sylhet RWH	Balaganj	91,800	43,942	2.1	39,135	13,971	2.8	144	13	11.1	6,777	2,402	2.8	10	58	0.2
443	Sylhet RWH	Baniachong	38,100	15,924	2.4	30,340	13,637	2.2	174	2	87.0	4,114	916	4.5	4	39	0.1
444	Sylhet RWH	Barlekha	25,600	12,339	2.1	29,850	9,339	3.2	233	23	10.1	3,660	805	4.5	0	42	0.0
445	Sylhet RWH	Beani Bazar	57,762	24,523	2.4	16,953	7,193	2.4	210	18	11.7	4,472	664	6.7	227	31	7.3
446	Sylhet RWH	Bishwambarpur	25,100	6,161	4.1	30,920	6,997	4.4	116	7	16.6	1,463	444	3.3	232	16	14.5
447	Sylhet RWH	Bishwanath	34,300	10,407	3.3	23,115	4,357	5.3	127	20	6.4	1,212	504	2.4	32	45	0.7
448	Sylhet RWH	Chhatak	59,000	20,373	2.9	32,860	12,399	2.7	314	72	4.4	1,833	679	2.7	210	26	8.1
449	Sylhet RWH	Chunarughat	34,750	9,563	3.6	48,045	15,760	3.0	170	10	17.0	1,758	1,330	1.3	208	24	8.7
450	Sylhet RWH	Companiganj	32,700	18,340	1.8	26,850	8,211	3.3	111	6	18.5	3,867	1,511	2.6	20	19	1.1

SL	Warehouse Name	Upazila Name	Condom			Shukhi			IUD			Injectables			Implant		
			CBL	AMD	MOS	CBL	AMD	MOS	CBL	AMD	MOS	CBL	AMD	MOS	CBL	AMD	MOS
451	Sylhet RWH	Dakshin Sunamganj	28,100	11,423	2.5	36,615	7,141	5.1	194	9	21.6	2,655	721	3.7	120	23	5.2
452	Sylhet RWH	Dakshin Surma	87,800	46,855	1.9	28,500	13,512	2.1	120	12	10.0	2,585	1,479	1.7	50	12	4.2
453	Sylhet RWH	Derai	72,100	35,157	2.1	37,932	12,578	3.0	200	48	4.2	2,787	1,149	2.4	274	56	4.9
454	Sylhet RWH	Dowarabazar	28,900	15,277	1.9	27,447	13,009	2.1	102	6	17.0	4,230	1,288	3.3	100	41	2.4
455	Sylhet RWH	Fenchuganj	22,200	9,757	2.3	8,760	3,815	2.3	82	17	4.8	1,158	384	3.0	125	14	8.9
456	Sylhet RWH	Golapganj	81,500	38,875	2.1	25,680	9,852	2.6	156	30	5.2	5,240	760	6.9	0	74	0.0
457	Sylhet RWH	Gowainghat	47,200	26,851	1.8	24,360	11,474	2.1	138	25	5.5	6,027	2,871	2.1	150	45	3.3
458	Sylhet RWH	Habiganj Sadar	39,600	21,834	1.8	42,485	15,653	2.7	183	47	3.9	5,224	1,698	3.1	100	59	1.7
459	Sylhet RWH	Jagannathpur	46,100	17,201	2.7	31,155	8,245	3.8	42	27	1.6	2,567	418	6.1	13	52	0.3
460	Sylhet RWH	Jaintiapur	31,569	22,709	1.4	23,568	7,712	3.1	155	18	8.6	4,083	2,125	1.9	100	27	3.7
461	Sylhet RWH	Jamalganj	35,900	15,465	2.3	14,985	13,066	1.1	154	4	38.5	3,728	1,332	2.8	136	30	4.5
462	Sylhet RWH	Juri	22,600	8,940	2.5	23,990	6,151	3.9	75	25	3.0	1,790	533	3.4	64	23	2.8
463	Sylhet RWH	Kamalganj	38,200	18,986	2.0	28,830	18,365	1.6	205	39	5.3	4,735	1,618	2.9	100	40	2.5
464	Sylhet RWH	Kanaighat	60,300	41,760	1.4	31,026	13,637	2.3	154	18	8.6	4,829	2,506	1.9	150	31	4.8
465	Sylhet RWH	Kulaura	31,000	13,223	2.3	28,100	12,264	2.3	222	12	18.5	5,940	2,914	2.0	150	39	3.8
466	Sylhet RWH	Lakhai	27,100	7,163	3.8	22,560	7,767	2.9	99	4	24.8	1,761	408	4.3	189	27	7.0
467	Sylhet RWH	Madhabpur	43,300	18,313	2.4	36,705	20,071	1.8	158	16	9.9	4,014	1,026	3.9	100	67	1.5
468	Sylhet RWH	Maulvibazar Sadar	44,400	13,439	3.3	38,365	11,437	3.4	170	43	4.0	3,510	1,269	2.8	50	59	0.8
469	Sylhet RWH	Nabiganj	46,400	9,340	5.0	22,470	14,134	1.6	180	22	8.2	4,800	612	7.8	92	53	1.7
470	Sylhet RWH	Rajnagar	21,580	11,260	1.9	33,160	10,294	3.2	163	24	6.8	3,400	1,570	2.2	216	35	6.2
471	Sylhet RWH	Sreemangal	48,800	21,319	2.3	40,110	16,482	2.4	115	26	4.4	5,104	1,783	2.9	100	81	1.2
472	Sylhet RWH	Sulla	53,300	12,360	4.3	43,185	5,757	7.5	123	4	30.8	1,593	503	3.2	50	41	1.2
473	Sylhet RWH	Sunamganj Sadar	81,000	20,424	4.0	31,800	10,218	3.1	171	31	5.5	5,127	1,504	3.4	0	106	0.0
474	Sylhet RWH	Sylhet Sadar	151,100	98,325	1.5	1,400	51,994	0.0	479	195	2.5	18,911	10,393	1.8	38	237	0.2
475	Sylhet RWH	Tahirpur	47,900	19,644	2.4	28,800	13,253	2.2	224	8	28.0	2,716	503	5.4	153	76	2.0

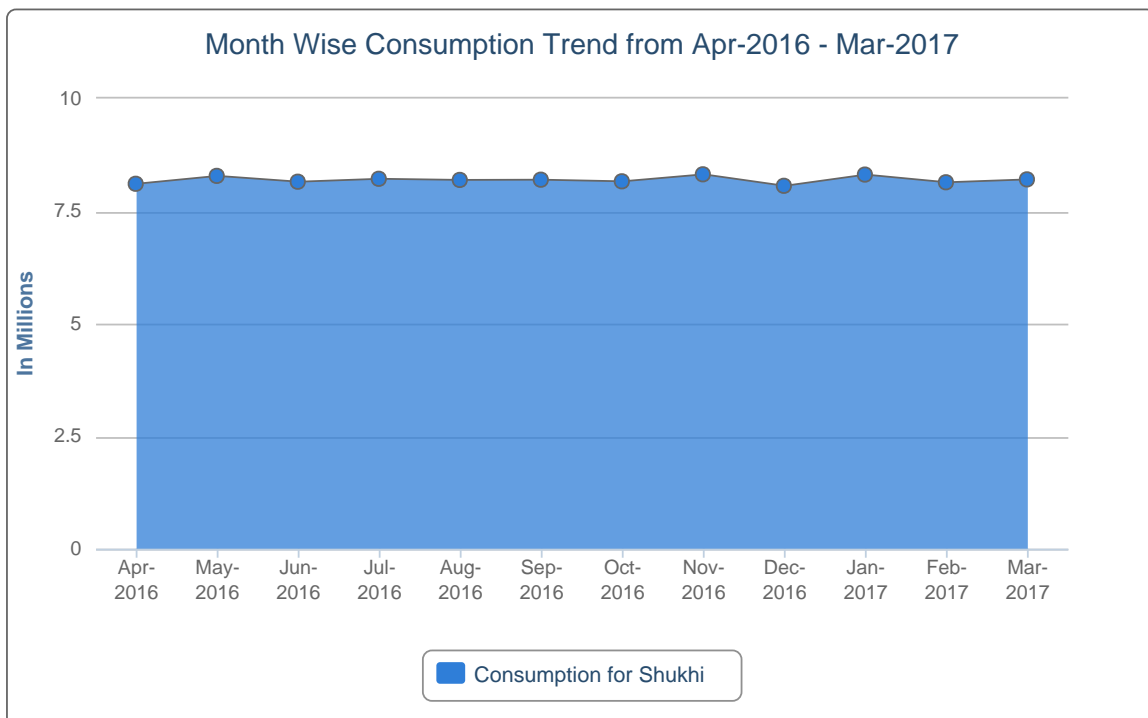
SL	Warehouse Name	Upazila Name	Condom			Shukhi			IUD			Injectables			Implant		
			CBL	AMD	MOS	CBL	AMD	MOS	CBL	AMD	MOS	CBL	AMD	MOS	CBL	AMD	MOS
476	Sylhet RWH	Zakiganj	111,760	45,977	2.4	29,196	10,758	2.7	208	7	29.7	6,123	1,586	3.9	20	42	0.5
477	Tangail RWH	Basail	104,460	32,475	3.2	427,942	12,541	34.1	94	31	3.0	6,392	1,396	4.6	76	106	0.7
478	Tangail RWH	Bhuapur	114,500	32,483	3.5	308,523	21,888	14.1	88	35	2.5	6,574	1,758	3.7	0	98	0.0
479	Tangail RWH	Chauhali	21,700	14,766	1.5	39,715	6,952	5.7	154	23	6.7	6,116	830	7.4	132	30	4.4
480	Tangail RWH	Delduar	162,300	41,370	3.9	270,645	20,921	12.9	34	37	0.9	6,720	1,156	5.8	64	65	1.0
481	Tangail RWH	Ghatail	88,800	63,707	1.4	186,255	37,555	5.0	50	37	1.4	4,370	3,751	1.2	64	114	0.6
482	Tangail RWH	Gopalpur	260,000	24,034	10.8	258,360	18,749	13.8	255	47	5.4	5,899	2,151	2.7	144	56	2.6
483	Tangail RWH	Kalihati	125,600	64,384	2.0	165,525	53,184	3.1	200	75	2.7	15,975	7,987	2.0	144	136	1.1
484	Tangail RWH	Madhupur	86,200	31,513	2.7	182,685	40,664	4.5	200	26	7.7	8,096	3,599	2.2	72	89	0.8
485	Tangail RWH	Mirzapur	34,200	33,820	1.0	35,340	32,498	1.1	197	58	3.4	2,576	1,238	2.1	144	62	2.3
486	Tangail RWH	Nagarpur	70,200	31,313	2.2	36,440	26,712	1.4	102	66	1.5	4,052	2,372	1.7	72	91	0.8
487	Tangail RWH	Sakhipur	48,200	27,400	1.8	30,123	26,811	1.1	58	39	1.5	2,048	1,016	2.0	128	40	3.2
488	Tangail RWH	Tangail Sadar	104,400	65,401	1.6	131,220	29,683	4.4	142	90	1.6	10,999	3,581	3.1	128	295	0.4

7. Month-wise Consumption Trend

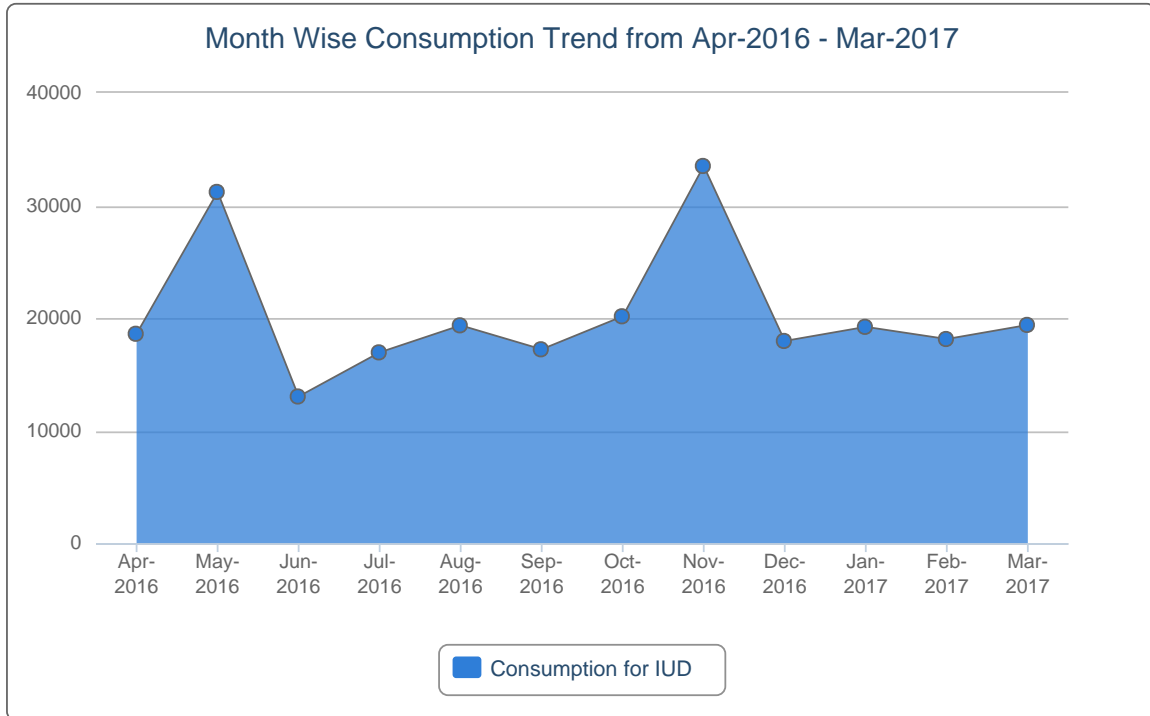
7(a).



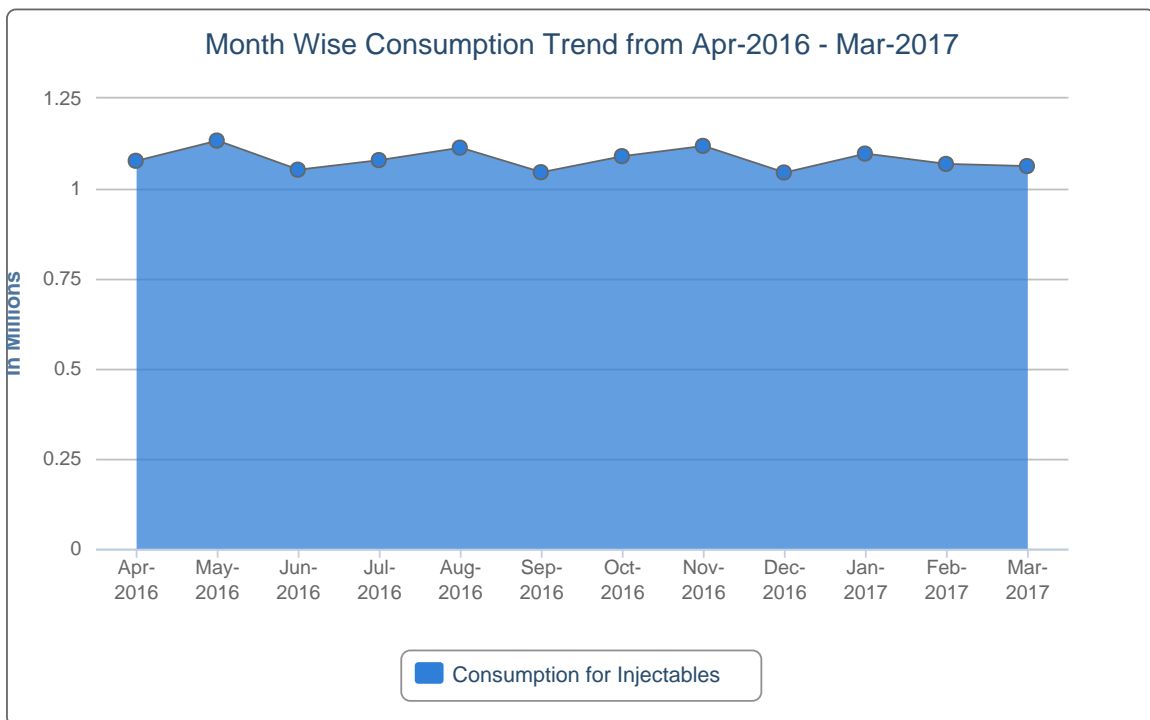
7(b).



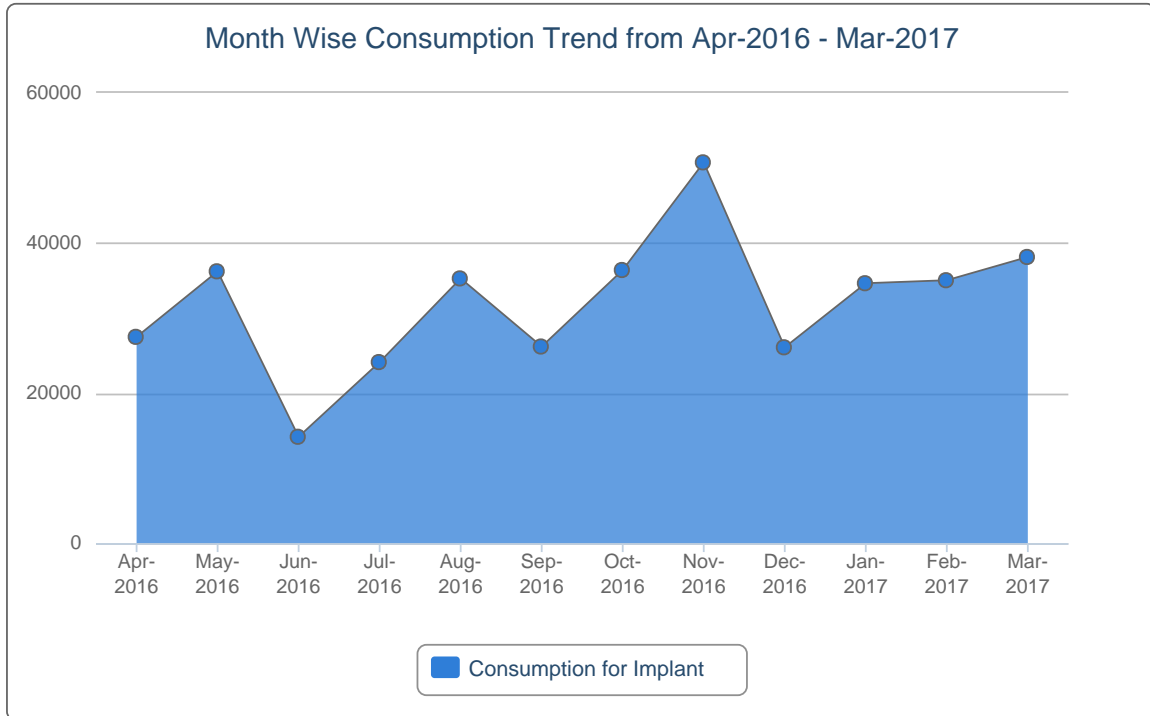
7(c).



7(d).



7(e).



8. Report on Upazila and Warehouse Having Stock Out in last month

SL	Products Name	No of Stockout WH	% of Stockout WH	No of Stockout Upazila Store	% of Stockout Upazila Store	No of Stockout Upazila Field	% of Stockout Upazila Field
1	Condom	0	0%	0	0%	0	0%
2	Shukhi	0	0%	0	0%	0	0%
3	IUD	0	0%	0	0%	0	0%
4	Injectables	0	0%	0	0%	0	0%
5	Implant (Total)	4	19%	-	-	8	2%

List of Stock Out Warehouses

SL	Commodity	Warehouse	Phone
1	Implant (Total)	Faridpur RWH	0631-64414
2	Implant (Total)	Rajshahi RWH	0721-772196
3	Implant (Total)	Bogra RWH	051-66706
4	Implant (Total)	Rangpur RWH	0521-64911

List of StockOut Upazilas

SL	Commodity	Warehouse	District	Upazila	Phone
1	Implant (Total)	Bogra RWH	Dinajpur	Ghoraghat, Dinajpur	01723212799
2	Implant (Total)	Chittagong RWH	Khagrachhari	Manikchhari, Khagrachhari	01554346918
3	Implant (Total)	Faridpur RWH	Barisal	Agailjhara, Barisal	01716615991
4	Implant (Total)	Faridpur RWH	Barisal	Babuganj, Barisal	01558446414
5	Implant (Total)	Rangamati RWH	Rangamati	Barkal, Rangamati	01852600668
6	Implant (Total)	Rangamati RWH	Rangamati	Belai Chhari, Rangamati	01553130924
7	Implant (Total)	Rangamati RWH	Rangamati	Jurai Chhari, Rangamati	01553634453
8	Implant (Total)	Rangpur RWH	Rangpur	Mitha Pukur, Rangpur	01718280808



This report is generated with the financial support of USAID and the technical assistance from Systems for Improved Access to Pharmaceuticals and Services (SIAPS), implemented by Management Sciences for Health-MSH.

If you need more information, please visit at <http://www.dgfplmis.org>