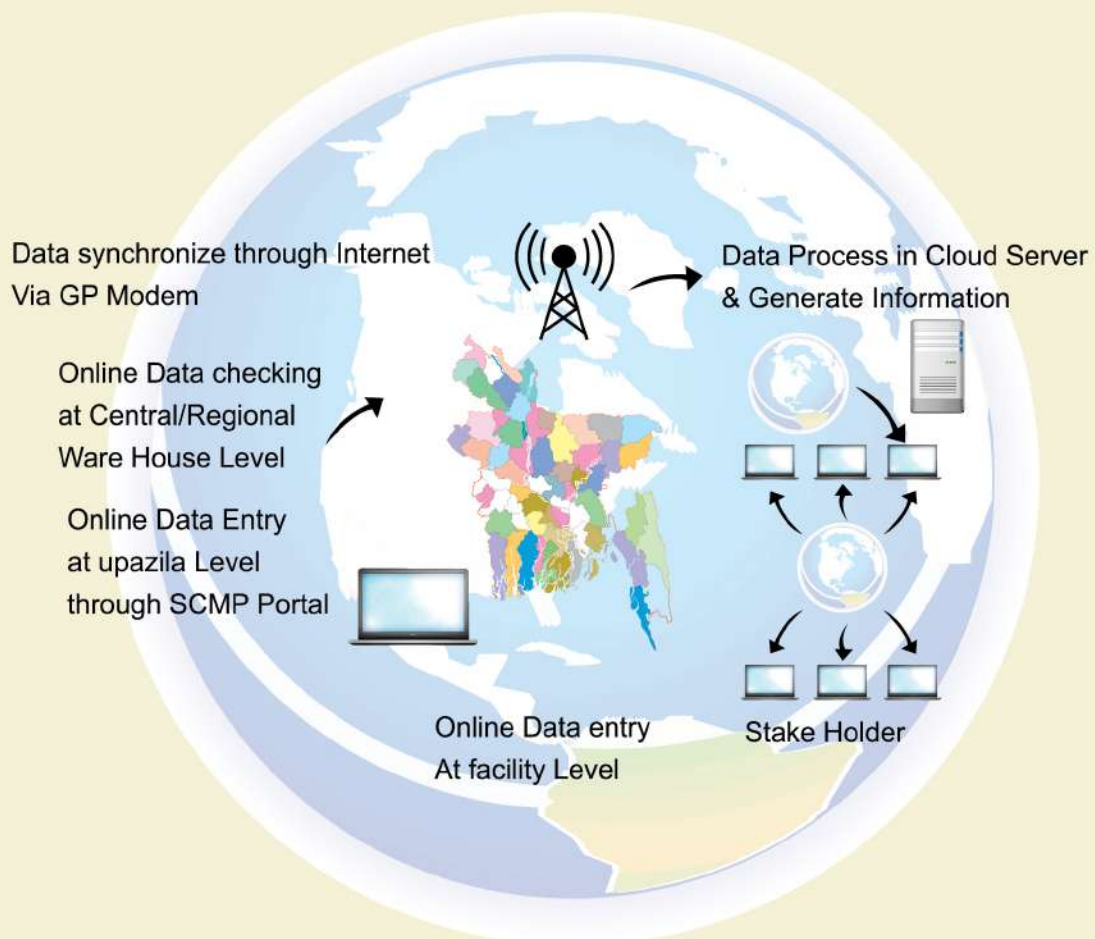




# FAMILY PLANNING MONTHLY LOGISTICS REPORT

## October 2022

### Logistics Management Information System (LMIS) Data Flow System



**Management Information System (MIS)**  
**Directorate General of Family Planning (DGFP)**

**Government of the People's Republic of Bangladesh**  
**Medical Education and Family Welfare Division**  
**Directorate General of Family Planning**  
**Management Information System (MIS)**  
**6, Kawran Bazar, Dhaka- 1215**  
**www.dgfp.gov.bd**


Memo No. 59.11.00000.402.16.002.19.328

Date: 11 December, 2022.

**Sub: Family Planning Monthly Logistics Report for the Month of October, 2022.**

Family Planning Monthly Logistics Report for the Month of October, 2022 is sent herewith for your kind information & necessary action. This report is prepared on the basis of Form-7 submitted by Warehouses and Form-7B submitted by Upazila Family Planning Offices by using WIMS & UIMS operating tools. It provides useful information on monthly distribution and stock balance of all the major contraceptives of Warehouse/Upazila Stores. For more information you can visit at [www.scmpbd.org](http://www.scmpbd.org) web site.

Comments and suggestions for improvement of this report will be highly appreciated.

  
(Md. Shahadat Hossain)  
Director & Line Director (MIS)  
Phone: 55012352  
Mail: dirmis@dgfp.gov.bd

Memo No. 59.11.00000.402.16.002.19.328/1(202)

Date: 11 December, 2022.

**Copy of the report forwarded to (Not according to seniority):**

1. Secretary, Medical Education & Family Welfare Division, Ministry of Health & Family Welfare, Bangladesh Secretariat, Dhaka.
2. Additional Secretary (Admin), Medical Education & Family Welfare Division, Ministry of Health & Family Welfare, Bangladesh Secretariat, Dhaka.
3. Director (Administration), Directorate General of Family Planning, 6 Kawran Bazar, Dhaka 1215.
4. Director & Line Director (MIS), Directorate General of Family Planning, 6 Kawran Bazar, Dhaka.
5. Joint Secretary (Development), Medical Education & Family Welfare Division, Ministry of Health & Family Welfare, Bangladesh Secretariat, Dhaka.
6. Director Finance & Line Director (Family Planning Field Service Delivery), Directorate General of Family Planning, 6 Kawran Bazar, Dhaka 1215.
7. Director (Logistics & Supply) and Line Director (Procurement, Storage & Supply Management), Directorate General of Family Planning, 6 Kawran Bazar, Dhaka 1215.
8. Director (IEM) & Line Director (Information, Education and Communication), Directorate General of Family Planning, 6 Kawran Bazar, Dhaka 1215.
9. Director (Planning) & Line Director (Planning Monitoring and Evaluation), Directorate General of Family Planning, 6 Kawran Bazar, Dhaka 1215.

10. Director (MCH-Services) & Line Director (MCRAH), Directorate General of Family Planning, 6 Kawran Bazar, Dhaka 1215.
11. Line Director (CCSDP), Directorate General of Family Planning, 6 Kawran Bazar, Dhaka 1215.
12. Director (Audit), Directorate General of Family Planning, 6 Kawran Bazar, Dhaka 1215.
13. Divisional Director, Family Planning, Dhaka /Chattogram /Rajshahi /Khulna /Sylhet /Barishal/ Rangpur/ Mymensingh Division.
14. Joint Chief (Planning), Health Service Division, Ministry of Health & Family Welfare, Bangladesh Secretariat, Dhaka
15. Joint Chief (Population & Planning wing), Planning commission, Sher-e-Bangla Nagar, Dhaka.
16. Joint Chief (Planning), Program Management and Monitoring Unit (PMMU), Azimpur, Dhaka-1205.
17. Director, Maternal & Child Health Training Institute (MCHTI), Azimpur, Dhaka.
18. Director, Mohammadpur Fertility Services & Training Centre (MFSTC), Mohammadpur, Dhaka.
19. Director, Maternal & Child Health Training Institute (MCHTI), Lalkuthi, Mirpur, Dhaka.
20. P.S. to the Honorable Minister, Ministry of Health and Family Welfare, Bangladesh Secretariat, Dhaka, for kind information of the Honorable Minister.
21. Deputy Chief (Planning), Medical Education & Family Welfare Division, Ministry of Health & Family Welfare, Bangladesh Secretariat, Dhaka.
22. Additional Director (Drugs and Stores), Directorate General of Family Planning, Central Warehouse, Mohakhali, Dhaka.
23. Deputy Director, Family Planning, ----- District (You are requested to take appropriate measures to ensure timely online submission of Form 7B report from upazilas).
24. Regional/District Consultant, FPCS-QIT, District Family Planning Office, ----- District.
25. Central/Regional Supply Officer, Family Planning, ----- CWH/RWHs.
26. Assistant Maintenance Engineer, MIS Unit, DGFP (Requested to upload this report to DGFP website).
27. Country Project Director, MTaPS/MSH, House: 30, Road: No. 42, Gulshan-2, Dhaka-1212.
28. Country Director, the World Bank, E-32, Agargaon, Sher-e-Bangla Nagar, Dhaka-1207.
29. Team Leader, Population & Health Team, USAID, Madani Avenue, Baridhara, Dhaka.
30. Country Representative, UNFPA, IDB Bhaban, Agargaon, Sher-E-Bangla Nagar, Dhaka.
31. Managing Director, SMC, SMC Tower, 33 Banani C/A, Dhaka-1213.
32. Documentation Center, IEM Unit, Directorate General of Family Planning, 6 Kawran Bazar, Dhaka.
33. Responsible person of Dispatch Section, MIS Unit, DGFP (Requested to distribute the published 'Family Planning Monthly Logistics Report' to concerned Person/Office/Organization).
34. PA to Director General, Directorate General of Family Planning, 6 Kawran Bazar, Dhaka 1215.
35. Concerned Organization/Person.

  
11.12.2022

(Shafiul Haque)  
Deputy Director (MIS)

## **Table Of Contents**

	<b>Page</b>
1. DGFP Stock Status Report	1-2
2. National Receipts Quantity by Product by Month	3
3. National Level Contraceptive Summary Report	4
4. Stock Status Report at Different Levels	5
5. Contraceptive Stock Status by Product at Upazila Store and Field	6-10
6. Contraceptive Stock Status by Product at Regional Warehouses/Upazila	11-31
7. Month-wise Consumption Trend	32-34
8. Report on Upazila and Warehouse Having Stock Out in last month	35

# 1. DGFP Stock Status Report

		DGFP STOCK STATUS REPORT for Contraceptives - 31st October 2022																																		
Year →	2022		2023												2024												2025									
Month →	11	12	1	2	3	4	5	6	7	8	9	10	11	12	1	2	3	4	5	6	7	8	9	10	11	12	1	2	3	4	5	6	7	8	9	10
Min.-Max. →							Min						Max																							
Product ↓	CS - 66.36m : 8.1 MOS																																			
Condom	8.1 MOS																																			
*AMC = 8.21m	CS - 81.98m : 14.0 MOS																																			
Pill (Total)	14.0 MOS																																			
*AMC = 5.87m	CS - 7.06m : 24.4 MOS																																			
POP-APON	24.4 MOS																																			
*AMC = 0.290m	CS (0.384): 33.2 MOS																																			
IUD	33.2 MOS (July 2025)																																			
*AMC = 11,569	CS (15.97m): 20.7 MOS																																			
Injectables	20.7 MOS																																			
*AMC = 0.770m	CS-(1.10m): 35.7 MOS																																			
Implant	35.7 MOS (October 2025)																																			
*AMC = 30,886																																				
<b>Pill (Total): 2nd &amp; 3rd generation Shukhi</b> <i>*AMC is calculated based on past 6-months consumption</i> <i>Data Sources: DGFP/L&amp;S unit, DGFP LMIS web site - <a href="https://scmpbd.org/">https://scmpbd.org/</a></i> <i>Central Warehouse WIMS data and Approved DGFP Procurement Plan</i> <i>National min-max stock level is 6 &amp; 10 MOS</i> AMC = Average Monthly Consumption															<b>Legend:</b> ■ Current Stock (CS): Less than 3 MOS ■ Current Stock (CS): MOS 3.0 to Less than 6 MOS ■ Current Stock (CS): MOS 6 and above ■ Planned for FY 2020-21 ■ Procurement completed, yet to be received ■ Donation																					

**DGFP STOCK STATUS NOTES**  
**(For Contraceptives)**  
**Month: October 2022**

**CONDOM** – Current national stock is 66.36 million pieces, and this stock can be used up to June 2023.  
• 2022-23: GOB (Rev.) – Till the date no requirement received from User Unit for procurement of Condom.

**PILL (Shukhi)** – Current national stock of Oral Contraceptive Pill is 81.98 million cycles which will go up to December 2023.  
• 2022-23: GOB (Rev.) – Till the date no requirement received from User Unit for procurement of PILL (Shukhi).  
• 2022-23: RPA (GOB) Till the date no requirement received from User Unit for procurement of PILL (Shukhi).

**POP-APON** - Current national stock of POP-APON Pill is 7.06 million cycles which will go up to December 2024.  
• 2022-23: RPA (GOB)– Till the date no requirement received from User Unit for procurement of POP-APON.  
• 2022-23: GOB (Rev.) – Till the date no requirement received from User Unit for procurement of POP-APON.

**IUD** - Current national stock is 0.384 million pcs and this stock can be used up to July 2025.

**INJECTABLES** – Current stock of 15.97 million vials and that can be used up to July 2024.

**IMPLANT** – Current stock is 1.10 million sets, and this can be used up to October 2025.

You can also download the previous reports from <http://www.scmpbd.org>

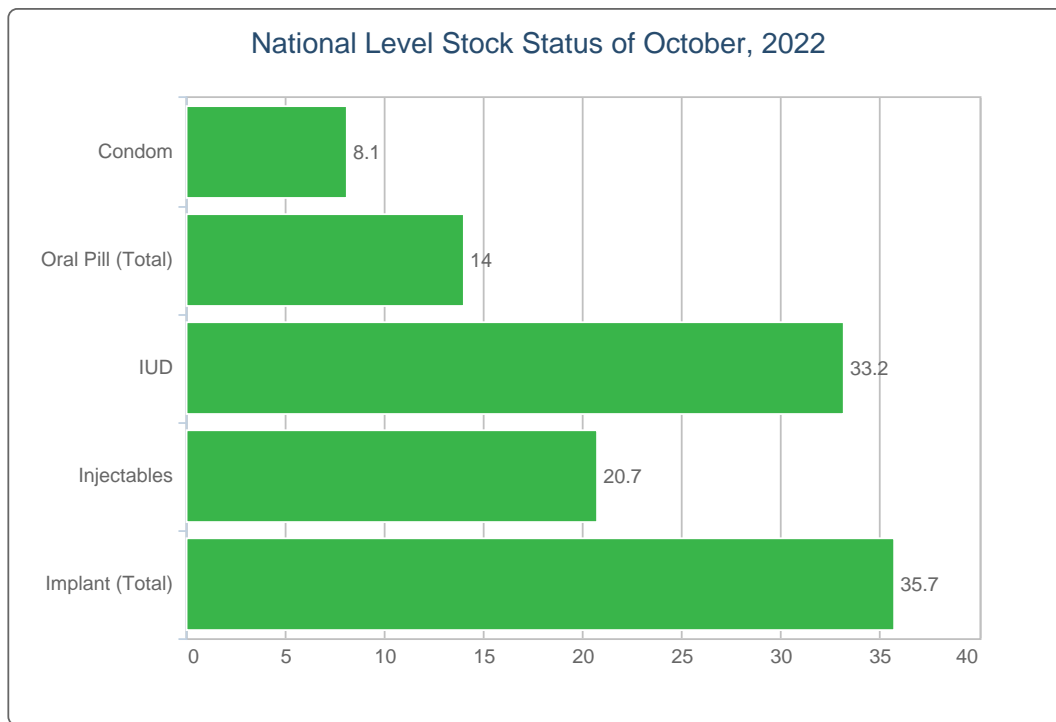
## 2. National Receipts Quantity by Product by Month

### Contraceptive Received Report

Month: October, 2022

Item	Supplier	Receiver	Date Receipts	Qty
Condom	UNFPA	Coxs Bazar RWH	31/10/22	3,708,000
			Total	3,708,000

### 3. National Level Contraceptive Summary Report



■ MOS: < 3.0     
 ■ MOS: 3.0 - 5.9     
 ■ MOS: 6.0 and above

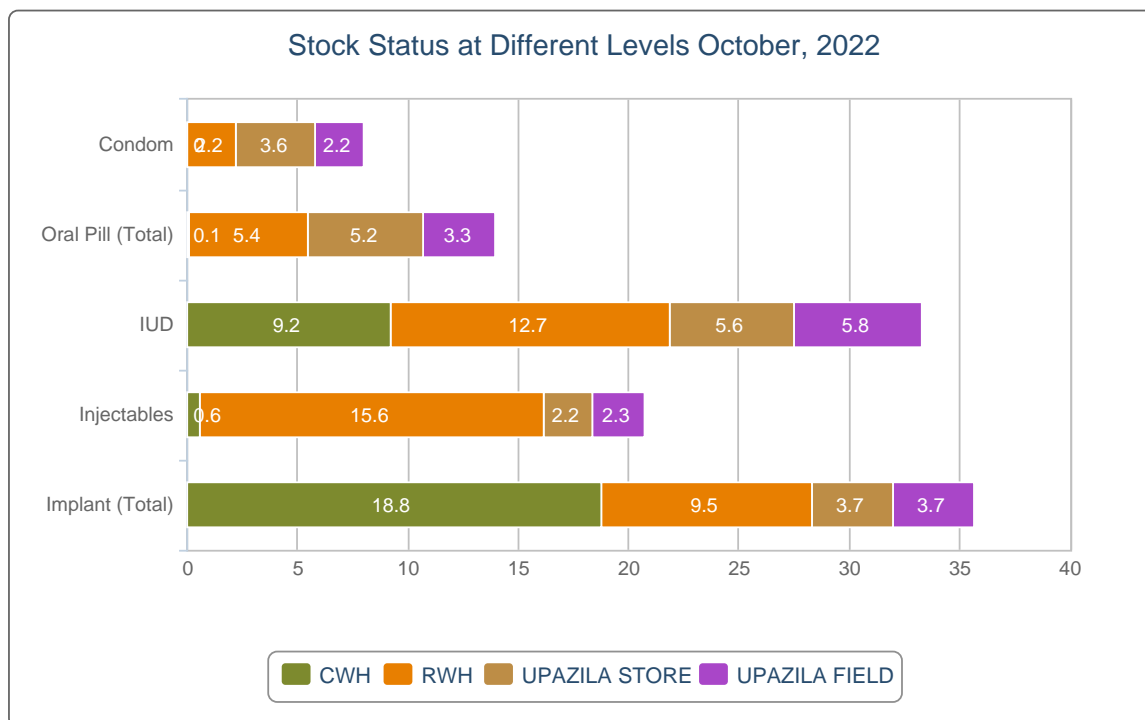
MOS = Month of Stock

#### National Level Stock Status of October, 2022

SL	Name of Products	Reported Consumption	Reported Closing Balance	Average Monthly Consumption	MOS
1	Condom	8,369,105	66,364,278	8,215,948	8.1
2	Oral Pill (Total)	5,963,197	81,987,809	5,873,899	14.0
3	IUD	12,008	384,357	11,569	33.2
4	Injectables	771,175	15,974,506	770,812	20.7
5	Implant (Total)	31,273	1,103,375	30,886	35.7



#### 4. Stock Status Report at Different Levels

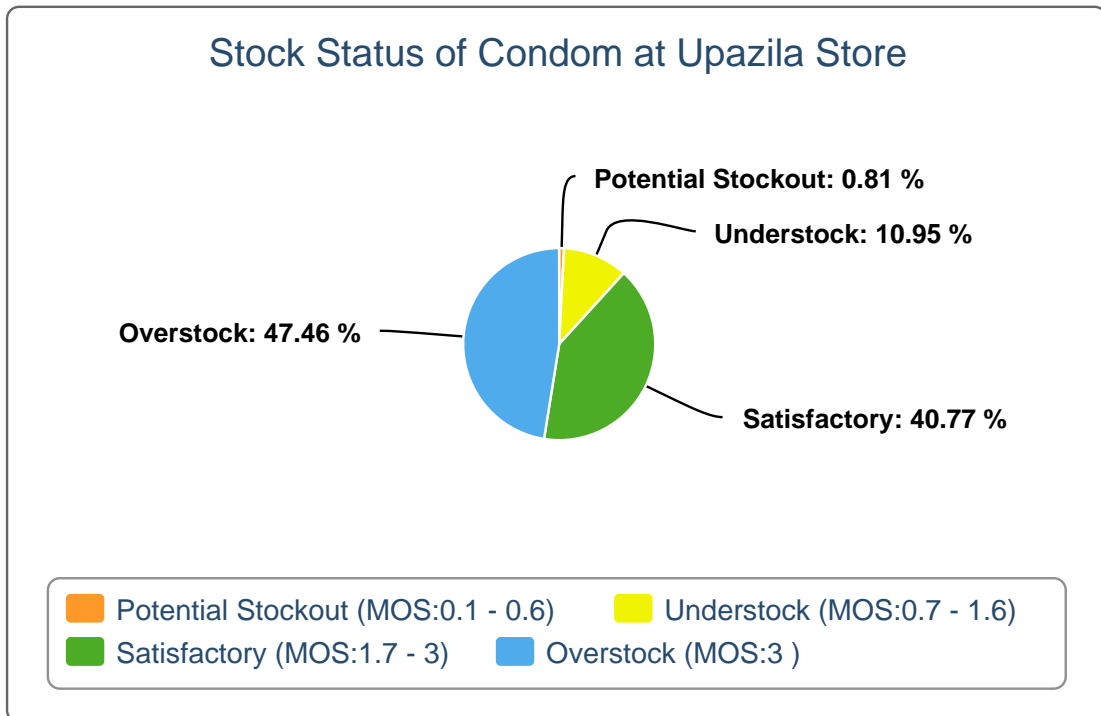


#### Stock Status at Different Levels October, 2022

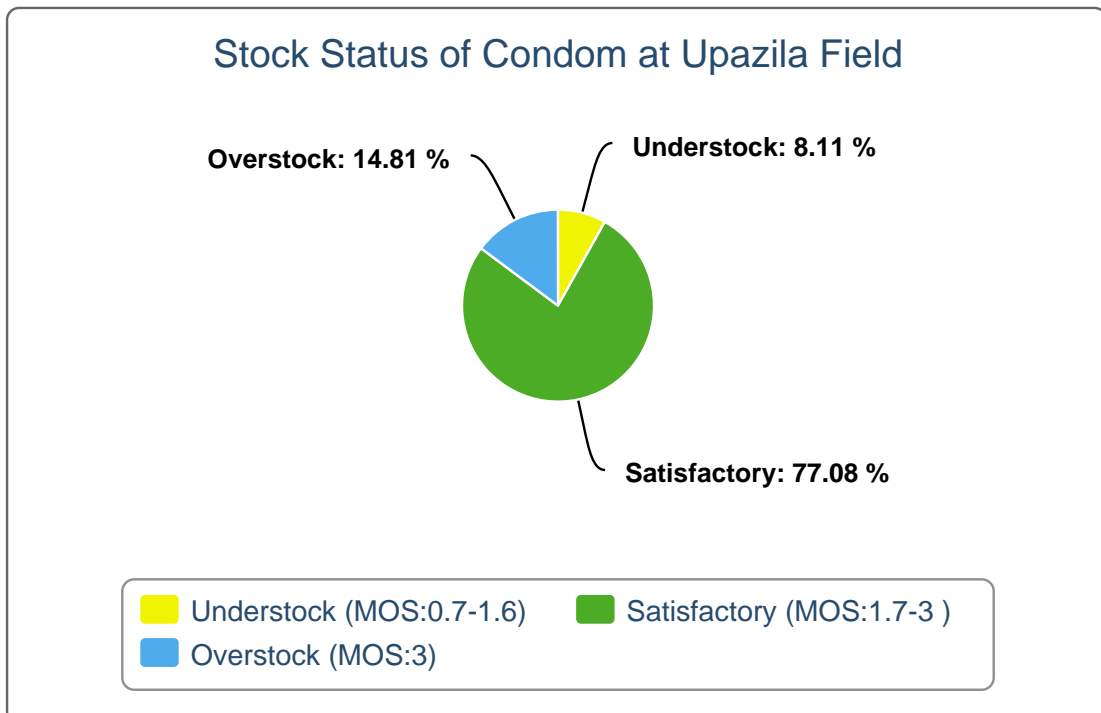
Products	Avg. Consump. of Last 6 Months	CWH Level	MOS	RWH Level	MOS	Upazila Level	MOS	Field Level	MOS	National Level	MOS
Condom	8,215,948	72,000	0	18,161,400	2.2	29,762,329	3.6	18,368,549	2.2	66,364,278	8.1
Oral Pill (Total)	5,873,899	782,400	0.1	31,510,882	5.4	30,454,648	5.2	19,239,879	3.3	81,987,809	14
IUD	11,569	105,950	9.2	146,955	12.7	64,724	5.6	66,728	5.8	384,357	33.2
Injectables	770,812	464,850	0.6	12,047,340	15.6	1,707,547	2.2	1,754,769	2.3	15,974,506	20.7
Implant (Total)	30,886	579,585	18.8	292,850	9.5	115,426	3.7	115,514	3.7	1,103,375	35.7

## 5. Contraceptive Stock Status by Product at Upazila Store and Field

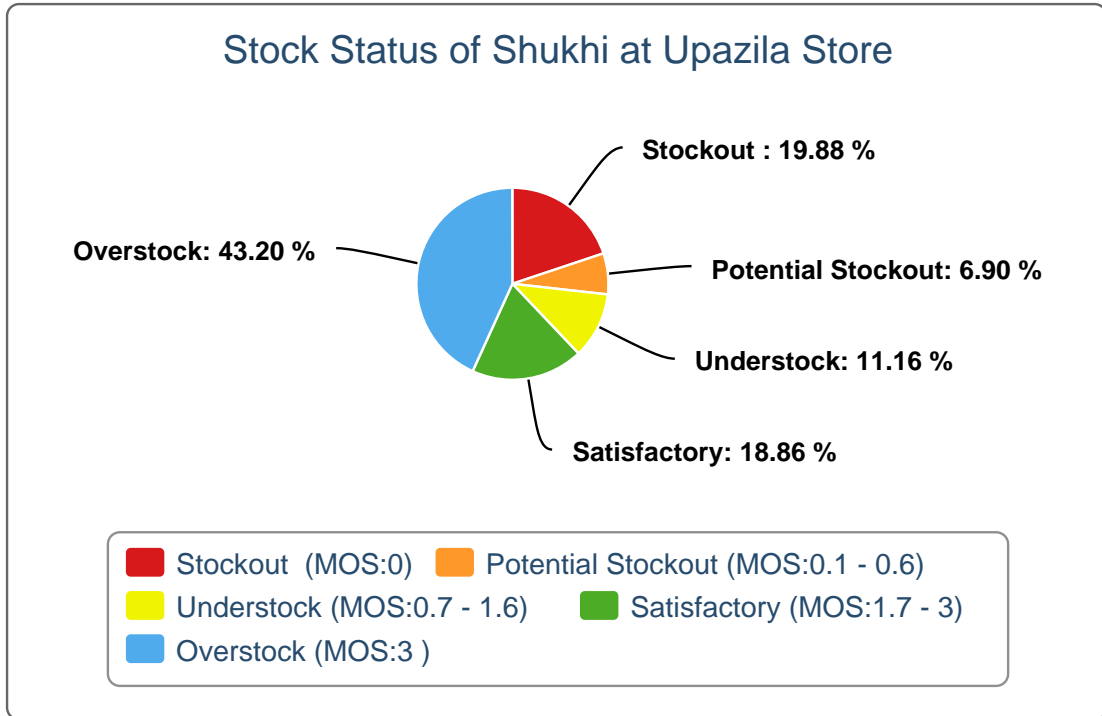
5(a).



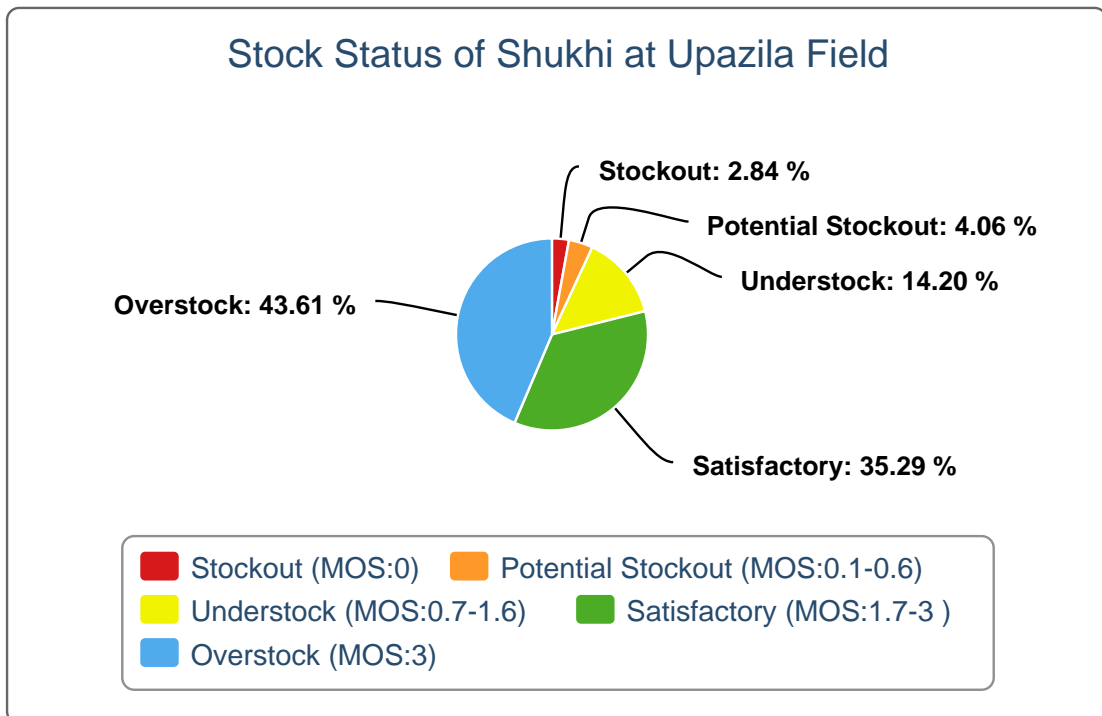
5(b).



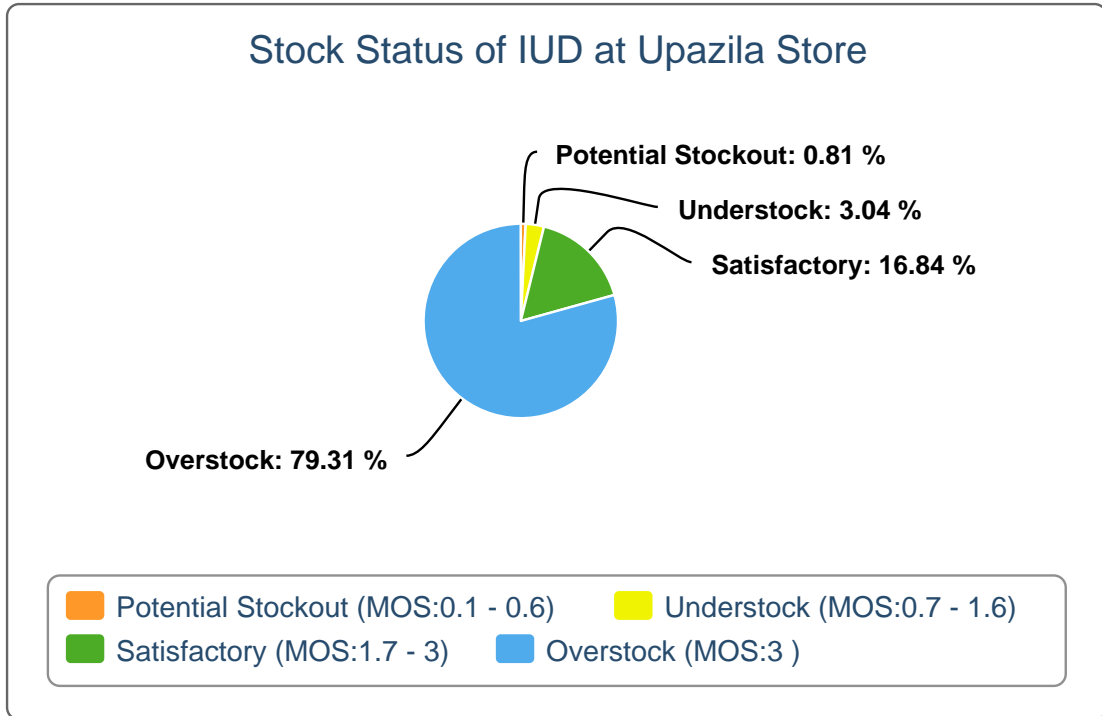
5(c).



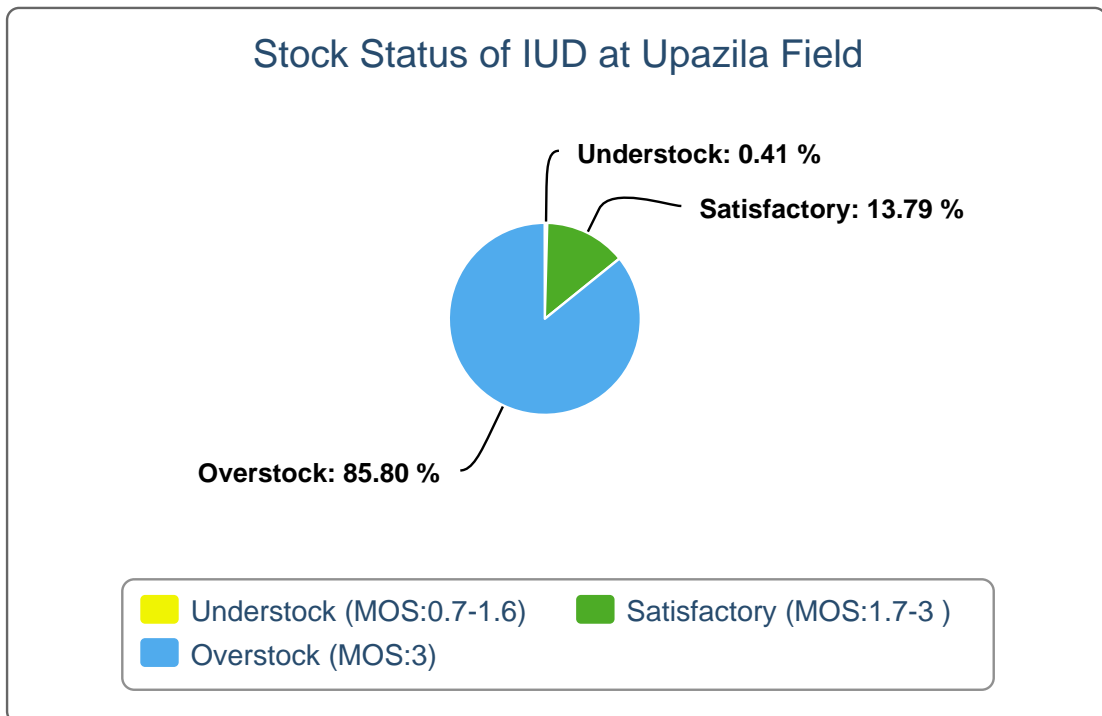
5(d).



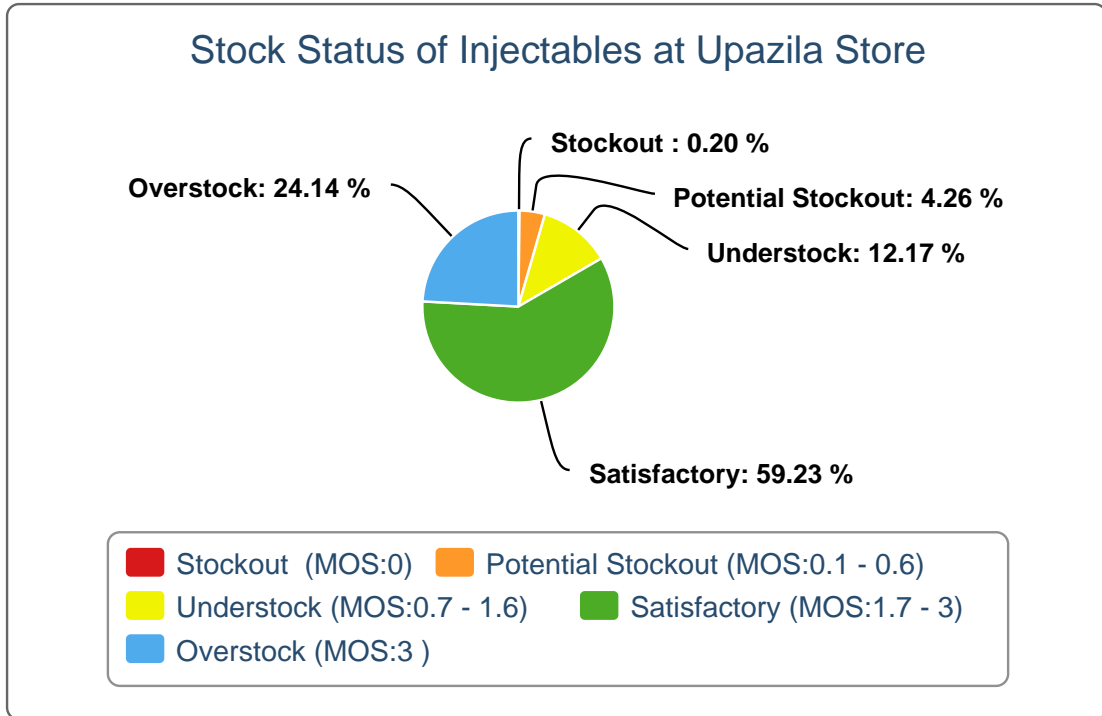
5(e).



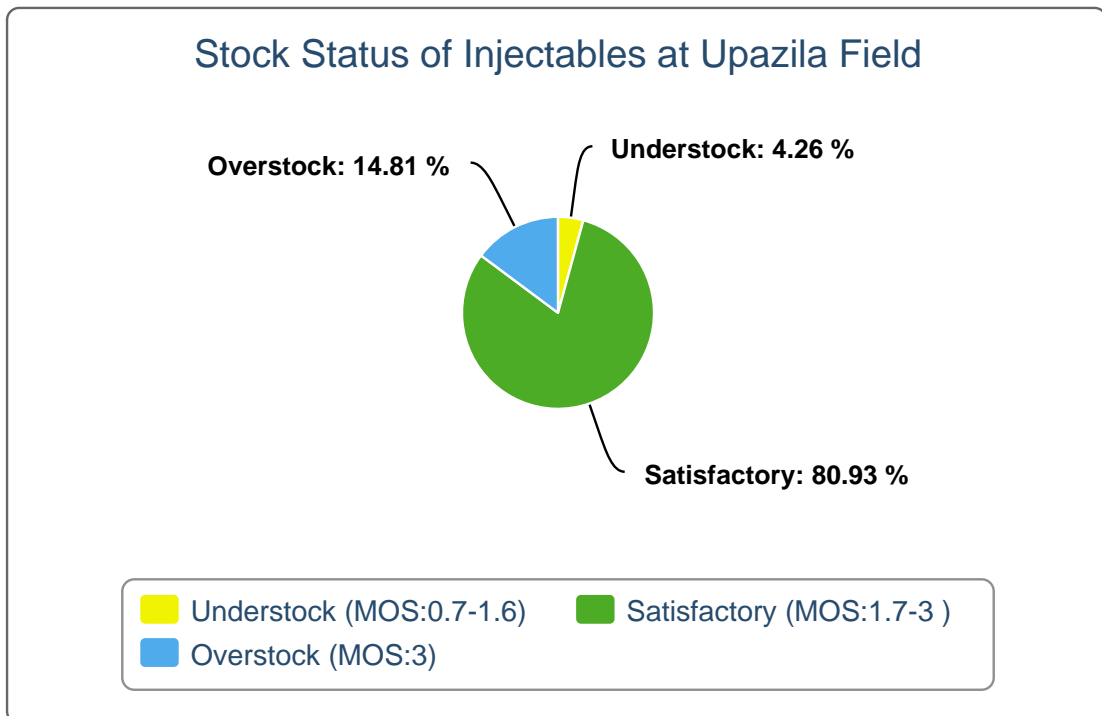
5(f).



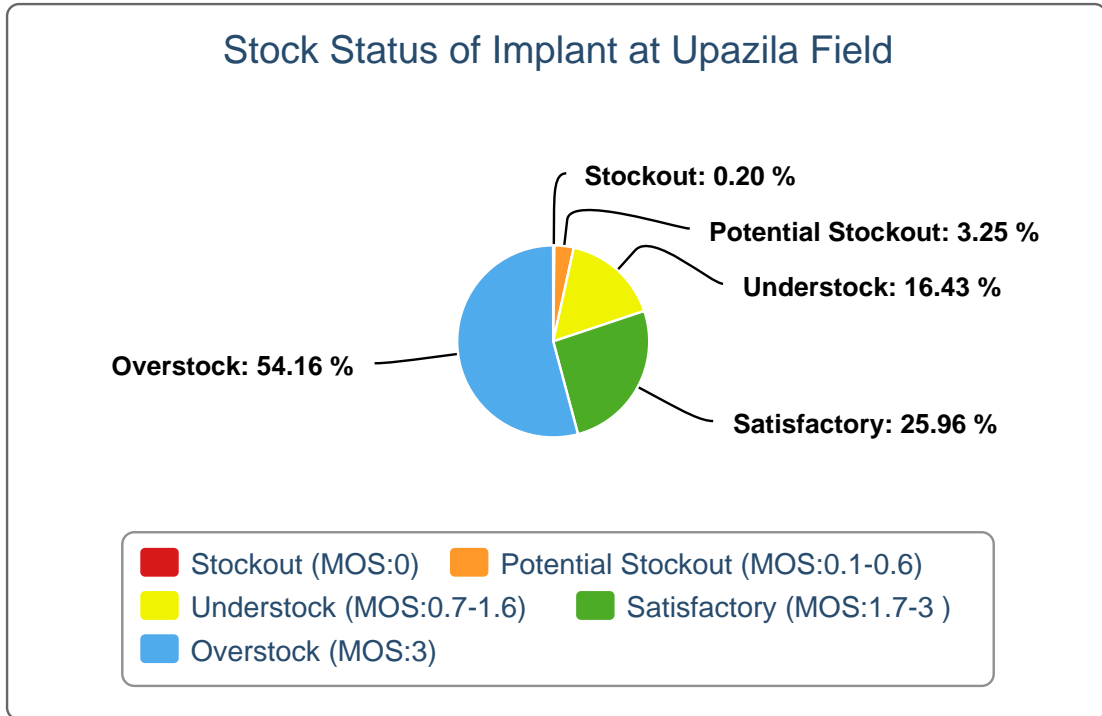
5(g).



5(h).



5(i).



## 6(a). Contraceptive Stock Status by Product at Regional Warehouses

SL	WH Name	Condom			Shukhi			IUD			Injectables			Implant		
		CBL	AMD	MOS	CBL	AMD	MOS	CBL	AMD	MOS	CBL	AMD	MOS	CBL	AMD	MOS
1	Bandarban RWH	154,800	36,943	4.2	68,640	22,839	3.0	975	111	8.8	22,900	3,076	7.4	1,450	160	9.1
2	Barishal RWH	2,861,600	252,999	11.3	70,560	192,453	0.4	5,300	495	10.7	152,500	26,482	5.8	21,500	948	22.7
3	Bhola RWH	1,317,600	42,411	31.1	548,160	46,985	11.7	2,150	142	15.1	62,000	26,793	2.3	7,200	297	24.2
4	Bogura RWH	260,800	484,337	0.5	4,334,880	321,164	13.5	11,650	406	28.7	2,385,000	29,190	81.7	8,800	2,113	4.2
5	Chattogram RWH	1,833,000	311,881	5.9	8,286,480	213,160	38.9	14,990	921	16.3	3,698,300	27,153	136.2	32,500	1,800	18.1
6	Cox's Bazar RWH	4,536,000	81,351	55.8	54,432	71,013	0.8	26,850	457	58.8	734,940	20,577	35.7	25,500	847	30.1
7	Cumilla RWH	518,400	456,867	1.1	263,040	357,893	0.7	6,300	984	6.4	202,000	57,774	3.5	10,800	2,254	4.8
8	Dhaka CWH	72,000	1,217,264	0.1	782,400	573,986	1.4	105,950	1,776	59.7	464,850	76,614	6.1	579,585	3,114	186.1
9	Dinajpur RWH	432,000	165,111	2.6	556,320	207,889	2.7	8,250	262	31.5	96,000	29,255	3.3	10,050	1,766	5.7
10	Faridpur RWH	608,400	407,958	1.5	598,080	309,096	1.9	7,200	581	12.4	61,000	28,749	2.1	26,300	1,628	16.2
11	Jamalpur RWH	709,200	311,002	2.3	790,080	228,279	3.5	5,950	181	32.9	128,000	23,052	5.6	11,900	818	14.5
12	Jashore RWH	230,400	437,328	0.5	534,240	271,558	2.0	6,450	262	24.6	200,000	33,287	6.0	18,700	1,020	18.3
13	Khulna RWH	127,200	515,320	0.2	10,836,410	350,870	30.9	11,600	344	33.7	3,650,000	31,633	115.4	19,100	1,162	16.4
14	Kushtia RWH	547,200	289,062	1.9	275,040	143,861	1.9	3,120	118	26.4	31,400	26,858	1.2	13,100	495	26.5
15	Mymensingh RWH	1,080,000	571,523	1.9	269,290	660,375	0.4	4,500	638	7.1	121,500	48,665	2.5	5,600	2,344	2.4
16	Noakhali RWH	151,200	212,059	0.7	266,400	126,388	2.1	2,150	887	2.4	24,000	36,953	0.6	5,400	1,381	3.9
17	Pabna RWH	255,600	457,875	0.6	395,520	266,617	1.5	1,800	675	2.7	74,000	36,346	2.0	17,100	841	20.3
18	Patuakhali RWH	738,000	111,694	6.6	1,128,480	138,482	8.1	4,300	266	16.2	72,000	21,070	3.4	9,300	1,012	9.2
19	Rajshahi RWH	201,600	602,681	0.3	402,240	246,051	1.6	10,545	216	48.8	91,900	26,711	3.4	11,500	1,087	10.6
20	Rangamati RWH	140,400	43,116	3.3	245,280	32,251	7.6	1,200	90	13.3	15,500	3,280	4.7	1,150	245	4.7
21	Rangpur RWH	698,400	395,695	1.8	872,160	567,128	1.5	3,975	988	4.0	105,000	86,617	1.2	18,600	2,634	7.1
22	Sylhet RWH	633,600	534,712	1.2	528,000	329,205	1.6	4,400	524	8.4	73,000	48,328	1.5	7,300	2,039	3.6
23	Tangail RWH	126,000	276,759	0.5	187,150	196,356	1.0	3,300	245	13.5	46,400	22,349	2.1	10,000	881	11.4

**6(b). Contraceptive Stock Status by Product at Upazila**

SL	Warehouse Name	Upazila Name	Condom			Shukhi			IUD			Injectables			Implant		
			CBL	AMD	MOS	CBL	AMD	MOS	CBL	AMD	MOS	CBL	AMD	MOS	CBL	AMD	MOS
1	Bandarban RWH	Alikadam	27,816	8,671	3.2	9,100	3,087	2.9	100	23	4.3	1,113	462	2.4	150	32	4.7
2	Bandarban RWH	Bandarban Sadar	7,391	4,164	1.8	15,926	4,048	3.9	118	23	5.1	1,196	514	2.3	112	31	3.6
3	Bandarban RWH	Lama	19,212	8,357	2.3	20,405	6,643	3.1	144	31	4.6	2,811	812	3.5	232	25	9.3
4	Bandarban RWH	Naikhongchhari	18,164	5,470	3.3	13,425	3,020	4.4	76	6	12.7	429	696	0.6	100	23	4.3
5	Bandarban RWH	Rowangchhari	17,360	2,398	7.2	10,770	2,151	5.0	116	4	29.0	415	227	1.8	134	18	7.4
6	Bandarban RWH	Ruma	17,664	4,548	3.9	6,507	1,932	3.4	78	8	9.8	686	184	3.7	77	13	5.9
7	Bandarban RWH	Thanchi	8,258	3,335	2.5	11,915	1,958	6.1	35	16	2.2	575	181	3.2	141	18	7.8
8	Barishal RWH	Agailjhara	44,700	6,444	6.9	31,988	8,017	4.0	241	11	21.9	5,079	682	7.4	150	26	5.8
9	Barishal RWH	Babuganj	242,400	5,893	41.1	35,135	6,470	5.4	51	19	2.7	1,037	554	1.9	50	46	1.1
10	Barishal RWH	Bakerganj	421,703	14,926	28.3	112,269	13,881	8.1	263	18	14.6	3,999	1,958	2.0	250	82	3.0
11	Barishal RWH	Banari Para	231,920	5,571	41.6	23,140	6,713	3.4	202	14	14.4	522	489	1.1	350	62	5.6
12	Barishal RWH	Barishal Sadar (kotwali)	89,952	35,315	2.5	48,895	15,259	3.2	242	91	2.7	5,486	3,765	1.5	355	115	3.1
13	Barishal RWH	Bhandaria	4,632	10,426	0.4	24,295	7,600	3.2	306	30	10.2	1,893	995	1.9	250	32	7.8
14	Barishal RWH	Gaurnadi	44,700	9,893	4.5	37,645	10,414	3.6	208	16	13.0	1,232	1,170	1.1	200	40	5.0
15	Barishal RWH	Hizla	18,128	7,621	2.4	24,885	4,663	5.3	73	9	8.1	1,042	1,101	0.9	200	19	10.5
16	Barishal RWH	Indurkani	109,124	6,450	16.9	20,444	5,657	3.6	122	10	12.2	1,719	790	2.2	350	22	15.9
17	Barishal RWH	Jhalokati Sadar	80,800	19,123	4.2	40,200	11,463	3.5	118	22	5.4	529	1,015	0.5	400	85	4.7
18	Barishal RWH	Kanthalia	66,432	4,188	15.9	46,350	4,209	11.0	214	8	26.8	2,217	630	3.5	50	29	1.7
19	Barishal RWH	Kawkhali	81,900	5,361	15.3	57,280	3,633	15.8	300	24	12.5	550	277	2.0	300	14	21.4
20	Barishal RWH	Mathbaria	31,546	16,446	1.9	33,870	17,312	2.0	142	45	3.2	3,805	1,790	2.1	0	46	0.0
21	Barishal RWH	Mehendiganj	61,920	11,476	5.4	44,200	9,829	4.5	222	16	13.9	3,822	2,617	1.5	200	31	6.5
22	Barishal RWH	Muladi	32,374	12,809	2.5	6,690	8,886	0.8	173	4	43.3	1,724	1,954	0.9	100	16	6.3
23	Barishal RWH	Nalchity	19,244	7,753	2.5	27,090	6,965	3.9	269	17	15.8	4,929	1,262	3.9	100	35	2.9
24	Barishal RWH	Nazirpur	29,328	16,752	1.8	27,275	10,644	2.6	120	38	3.2	2,030	1,323	1.5	150	36	4.2
25	Barishal RWH	Nesarabad (swarupkati)	40,140	26,066	1.5	17,250	14,488	1.2	151	49	3.1	2,738	1,517	1.8	150	56	2.7



SL	Warehouse Name	Upazila Name	Condom			Shukhi			IUD			Injectables			Implant		
			CBL	AMD	MOS	CBL	AMD	MOS	CBL	AMD	MOS	CBL	AMD	MOS	CBL	AMD	MOS
26	Barishal RWH	Pirojpur Sadar	23,436	12,111	1.9	31,340	8,716	3.6	270	28	9.6	1,919	1,005	1.9	300	60	5.0
27	Barishal RWH	Rajapur	26,740	6,462	4.1	37,665	5,524	6.8	148	6	24.7	1,277	595	2.1	250	20	12.5
28	Barishal RWH	Wazirpur	785,028	11,913	65.9	25,150	12,110	2.1	401	20	20.1	1,166	993	1.2	150	76	2.0
29	Bhola RWH	Bhola Sadar	26,217	10,619	2.5	38,995	10,416	3.7	126	48	2.6	14,273	5,631	2.5	160	96	1.7
30	Bhola RWH	Burhanuddin	10,416	2,779	3.7	17,160	5,483	3.1	70	21	3.3	4,178	1,176	3.6	300	32	9.4
31	Bhola RWH	Char Fasson	30,300	15,733	1.9	20,160	13,697	1.5	102	37	2.8	18,500	7,719	2.4	300	67	4.5
32	Bhola RWH	Daulat Khan	19,546	1,878	10.4	26,805	4,709	5.7	60	12	5.0	7,100	3,543	2.0	50	15	3.3
33	Bhola RWH	Lalmohan	15,948	6,940	2.3	27,445	7,006	3.9	38	15	2.5	10,822	5,244	2.1	100	35	2.9
34	Bhola RWH	Manpura	11,024	3,027	3.6	3,034	2,811	1.1	34	2	17.0	4,800	1,934	2.5	70	24	2.9
35	Bhola RWH	Tazumuddin	22,762	1,435	15.9	12,624	2,863	4.4	65	7	9.3	3,973	1,546	2.6	200	28	7.1
36	Bogura RWH	Adamdighi	26,100	7,924	3.3	46,190	5,186	8.9	65	13	5.0	1,357	207	6.6	100	49	2.0
37	Bogura RWH	Akkelpur	8,820	6,357	1.4	181,430	4,672	38.8	64	6	10.7	2,029	379	5.4	100	54	1.9
38	Bogura RWH	Atrai	22,940	15,372	1.5	30,095	11,057	2.7	51	6	8.5	500	576	0.9	50	36	1.4
39	Bogura RWH	Badalgachhi	20,866	8,908	2.3	35,520	9,869	3.6	26	9	2.9	2,967	998	3.0	100	81	1.2
40	Bogura RWH	Bogura Sadar	109,328	61,019	1.8	50,735	15,523	3.3	170	42	4.0	7,030	1,718	4.1	170	132	1.3
41	Bogura RWH	Dhamoirhat	27,468	8,727	3.1	105,465	7,759	13.6	122	10	12.2	1,488	634	2.3	250	36	6.9
42	Bogura RWH	Dhunat	52,100	33,583	1.6	55,060	19,264	2.9	35	11	3.2	6,223	2,061	3.0	50	67	0.7
43	Bogura RWH	Dhupchanchia	18,900	8,591	2.2	27,740	7,566	3.7	92	9	10.2	1,957	694	2.8	250	93	2.7
44	Bogura RWH	Gabtali	46,404	17,661	2.6	896,055	10,558	84.9	35	8	4.4	4,711	1,697	2.8	300	98	3.1
45	Bogura RWH	Ghoraghat	6,600	8,420	0.8	10,090	6,538	1.5	27	5	5.4	749	392	1.9	2	42	0.0
46	Bogura RWH	Hakimpur	22,536	6,074	3.7	36,045	3,219	11.2	59	3	19.7	565	196	2.9	100	33	3.0
47	Bogura RWH	Joypurhat Sadar	37,992	19,350	2.0	35,620	10,932	3.3	100	35	2.9	3,420	1,193	2.9	600	152	3.9
48	Bogura RWH	Kahaloo	34,944	17,480	2.0	31,810	10,995	2.9	56	6	9.3	3,111	894	3.5	150	122	1.2
49	Bogura RWH	Kalai	20,484	7,776	2.6	308,780	7,788	39.6	48	8	6.0	2,119	445	4.8	200	47	4.3
50	Bogura RWH	Khetlal	9,792	7,806	1.3	531,240	4,776	111.2	100	7	14.3	835	413	2.0	100	32	3.1

SL	Warehouse Name	Upazila Name	Condom			Shukhi			IUD			Injectables			Implant		
			CBL	AMD	MOS	CBL	AMD	MOS	CBL	AMD	MOS	CBL	AMD	MOS	CBL	AMD	MOS
51	Bogura RWH	Mahadebpur	31,704	15,673	2.0	76,535	15,285	5.0	53	6	8.8	2,899	843	3.4	150	56	2.7
52	Bogura RWH	Manda	38,290	23,008	1.7	21,945	25,830	0.8	130	53	2.5	5,116	1,996	2.6	100	79	1.3
53	Bogura RWH	Nandigram	20,500	9,076	2.3	27,550	9,944	2.8	50	3	16.7	2,030	344	5.9	100	43	2.3
54	Bogura RWH	Naogaon Sadar	40,724	20,713	2.0	23,460	12,131	1.9	74	29	2.6	3,456	1,272	2.7	200	81	2.5
55	Bogura RWH	Niamatpur	23,846	11,587	2.1	158,350	9,973	15.9	52	10	5.2	2,508	929	2.7	100	49	2.0
56	Bogura RWH	Panchbibi	22,280	15,880	1.4	412,779	7,434	55.5	64	6	10.7	347	938	0.4	250	62	4.0
57	Bogura RWH	Patnitala	26,484	12,255	2.2	294,065	11,600	25.4	77	6	12.8	1,373	788	1.7	200	63	3.2
58	Bogura RWH	Porsha	18,912	9,813	1.9	34,960	8,215	4.3	56	9	6.2	943	515	1.8	200	28	7.1
59	Bogura RWH	Raninagar	12,200	10,514	1.2	13,440	11,446	1.2	82	5	16.4	565	532	1.1	100	30	3.3
60	Bogura RWH	Sapahar	24,696	9,817	2.5	27,370	9,622	2.8	46	9	5.1	2,420	1,054	2.3	200	25	8.0
61	Bogura RWH	Sariakandi	45,732	13,611	3.4	578,195	8,484	68.2	65	18	3.6	4,822	1,151	4.2	50	130	0.4
62	Bogura RWH	Shajahanpur	37,704	41,045	0.9	14,975	12,087	1.2	42	12	3.5	3,521	947	3.7	50	112	0.4
63	Bogura RWH	Sherpur	46,466	29,684	1.6	71,460	17,735	4.0	46	17	2.7	4,955	1,551	3.2	200	90	2.2
64	Bogura RWH	Shibganj	48,900	17,659	2.8	93,640	16,366	5.7	95	12	7.9	8,850	3,058	2.9	150	76	2.0
65	Bogura RWH	Sonatola	16,840	8,954	1.9	182,590	9,310	19.6	70	33	2.1	3,255	775	4.2	100	115	0.9
66	Chattogram RWH	Anowara	60,200	9,228	6.5	118,205	8,531	13.9	135	15	9.0	1,910	673	2.8	200	55	3.6
67	Chattogram RWH	Banshkhali	40,370	12,873	3.1	24,700	8,759	2.8	227	11	20.6	4,592	1,459	3.1	0	105	0.0
68	Chattogram RWH	Boalkhali	138,813	7,582	18.3	30,887	6,206	5.0	180	27	6.7	2,079	495	4.2	300	55	5.5
69	Chattogram RWH	Chandanaish	44,400	6,561	6.8	35,655	7,339	4.9	95	27	3.5	3,000	866	3.5	400	43	9.3
70	Chattogram RWH	Dighinala	25,680	7,557	3.4	28,850	8,741	3.3	90	21	4.3	3,197	1,040	3.1	200	36	5.6
71	Chattogram RWH	Double Mooring	60,384	52,135	1.2	22,790	12,894	1.8	610	236	2.6	6,023	3,083	2.0	600	219	2.7
72	Chattogram RWH	Fatikchhari	45,300	13,735	3.3	25,750	12,094	2.1	119	13	9.2	2,809	1,915	1.5	550	193	2.8
73	Chattogram RWH	Guimara	20,652	1,149	18.0	13,795	2,907	4.7	157	6	26.2	724	207	3.5	250	21	11.9
74	Chattogram RWH	Hathazari	45,956	34,663	1.3	30,375	19,025	1.6	203	18	11.3	711	1,457	0.5	150	49	3.1
75	Chattogram RWH	Khagrachhari Sadar	27,180	2,807	9.7	30,925	5,355	5.8	106	35	3.0	1,477	458	3.2	250	31	8.1

SL	Warehouse Name	Upazila Name	Condom			Shukhi			IUD			Injectables			Implant		
			CBL	AMD	MOS	CBL	AMD	MOS	CBL	AMD	MOS	CBL	AMD	MOS	CBL	AMD	MOS
76	Chattogram RWH	Lakshmichhari	22,183	1,403	15.8	55,397	2,177	25.4	51	13	3.9	707	108	6.5	200	21	9.5
77	Chattogram RWH	Lohagara	54,300	4,935	11.0	270,135	6,041	44.7	134	16	8.4	4,086	1,084	3.8	300	35	8.6
78	Chattogram RWH	Mahalchhari	22,700	3,873	5.9	23,760	4,078	5.8	90	16	5.6	1,300	277	4.7	150	31	4.8
79	Chattogram RWH	Manikchhari	2,486	1,505	1.7	49,890	1,509	33.1	82	11	7.5	1,827	472	3.9	250	29	8.6
80	Chattogram RWH	Matiranga	29,300	8,105	3.6	23,115	6,279	3.7	92	28	3.3	2,776	846	3.3	100	57	1.8
81	Chattogram RWH	Mirsharai	39,748	11,648	3.4	21,307	11,950	1.8	160	47	3.4	5,338	1,745	3.1	400	53	7.5
82	Chattogram RWH	Panchhari	17,194	3,621	4.7	15,765	4,128	3.8	221	10	22.1	457	192	2.4	150	34	4.4
83	Chattogram RWH	Panchlaish	67,956	44,137	1.5	20,275	9,089	2.2	336	132	2.5	5,453	2,707	2.0	356	136	2.6
84	Chattogram RWH	Patiya	76,200	16,175	4.7	35,245	16,362	2.2	165	90	1.8	4,482	1,929	2.3	450	121	3.7
85	Chattogram RWH	Ramgarh	21,964	3,051	7.2	22,475	3,186	7.1	133	6	22.2	346	146	2.4	150	22	6.8
86	Chattogram RWH	Rangunia	64,848	13,693	4.7	30,975	12,471	2.5	265	29	9.1	4,259	1,469	2.9	200	126	1.6
87	Chattogram RWH	Raozan	54,180	13,935	3.9	35,445	11,295	3.1	174	52	3.3	3,457	1,267	2.7	100	113	0.9
88	Chattogram RWH	Sandwip	52,980	9,549	5.5	49,360	12,303	4.0	236	5	47.2	4,805	1,283	3.7	200	106	1.9
89	Chattogram RWH	Satkania	72,360	13,169	5.5	41,980	10,706	3.9	207	17	12.2	4,891	787	6.2	400	68	5.9
90	Chattogram RWH	Sitakunda	29,970	14,792	2.0	27,980	9,735	2.9	170	40	4.3	4,925	1,188	4.1	400	41	9.8
91	Cox's Bazar RWH	Chakaria	96,564	12,144	8.0	56,905	12,594	4.5	243	73	3.3	8,708	3,127	2.8	520	150	3.5
92	Cox's Bazar RWH	Cox's Bazar Sadar	120,036	12,896	9.3	202,942	11,560	17.6	263	60	4.4	9,435	3,280	2.9	40	90	0.4
93	Cox's Bazar RWH	Kutubdia	31,152	2,918	10.7	16,855	2,240	7.5	270	37	7.3	9,960	1,026	9.7	200	71	2.8
94	Cox's Bazar RWH	Maheshkhali	209,883	6,014	34.9	97,422	13,343	7.3	321	54	5.9	10,019	3,171	3.2	200	87	2.3
95	Cox's Bazar RWH	Pekua	123,000	7,155	17.2	144,530	7,241	20.0	143	34	4.2	8,609	2,854	3.0	300	68	4.4
96	Cox's Bazar RWH	Ramu	80,556	13,161	6.1	176,640	6,083	29.0	257	58	4.4	5,525	1,806	3.1	400	94	4.3
97	Cox's Bazar RWH	Teknaf	52,244	20,505	2.5	198,409	12,775	15.5	138	70	2.0	8,719	4,087	2.1	267	145	1.8
98	Cox's Bazar RWH	Ukhia	17,592	6,558	2.7	60,771	5,177	11.7	123	71	1.7	3,227	1,226	2.6	300	142	2.1
99	Cumilla RWH	Akhaura	25,800	6,137	4.2	12,800	4,885	2.6	221	8	27.6	3,270	695	4.7	150	24	6.3
100	Cumilla RWH	Ashuganj	69,516	11,187	6.2	22,020	6,975	3.2	98	14	7.0	2,410	848	2.8	200	47	4.3

SL	Warehouse Name	Upazila Name	Condom			Shukhi			IUD			Injectables			Implant		
			CBL	AMD	MOS	CBL	AMD	MOS	CBL	AMD	MOS	CBL	AMD	MOS	CBL	AMD	MOS
101	Cumilla RWH	Banchharampur	102,600	14,563	7.0	41,400	9,777	4.2	292	33	8.8	6,316	1,547	4.1	500	126	4.0
102	Cumilla RWH	Barura	25,032	12,347	2.0	11,915	12,242	1.0	161	35	4.6	1,266	2,801	0.5	50	47	1.1
103	Cumilla RWH	Bijoy Nagar	73,908	8,520	8.7	34,931	8,113	4.3	145	10	14.5	4,284	1,212	3.5	100	36	2.8
104	Cumilla RWH	Brahman Para	48,996	6,989	7.0	34,060	6,770	5.0	158	18	8.8	4,189	705	5.9	210	49	4.3
105	Cumilla RWH	Brahmanbaria Sadar	86,100	19,563	4.4	64,360	10,484	6.1	244	57	4.3	5,314	1,901	2.8	50	96	0.5
106	Cumilla RWH	Burichang	54,278	22,775	2.4	34,605	16,685	2.1	191	37	5.2	4,670	1,717	2.7	300	67	4.5
107	Cumilla RWH	Chandina	32,160	12,787	2.5	13,653	15,319	0.9	185	25	7.4	2,970	2,493	1.2	100	35	2.9
108	Cumilla RWH	Chandpur Sadar	39,800	14,166	2.8	19,915	13,249	1.5	248	93	2.7	4,551	2,397	1.9	250	106	2.4
109	Cumilla RWH	Chaudagram	52,892	15,618	3.4	4,060	15,413	0.3	305	20	15.3	1,088	3,334	0.3	100	42	2.4
110	Cumilla RWH	Cumilla Adarsha Sadar	124,366	45,563	2.7	65,385	15,958	4.1	337	68	5.0	356	2,486	0.1	180	125	1.4
111	Cumilla RWH	Cumilla Sadar Dakshin	62,796	10,526	6.0	32,915	10,413	3.2	107	18	5.9	4,830	1,820	2.7	320	53	6.0
112	Cumilla RWH	Daudkandi	41,928	11,570	3.6	18,783	11,566	1.6	150	54	2.8	2,846	1,789	1.6	50	37	1.4
113	Cumilla RWH	Debidwar	105,300	16,053	6.6	22,765	15,421	1.5	377	22	17.1	7,052	2,729	2.6	300	48	6.3
114	Cumilla RWH	Faridganj	98,800	14,256	6.9	47,335	14,693	3.2	460	61	7.5	5,700	2,437	2.3	300	156	1.9
115	Cumilla RWH	Haim Char	29,900	3,712	8.1	10,750	5,153	2.1	227	15	15.1	2,100	420	5.0	200	28	7.1
116	Cumilla RWH	Hajiganj	40,400	6,290	6.4	27,590	10,621	2.6	188	42	4.5	2,230	1,934	1.2	100	54	1.9
117	Cumilla RWH	Homna	47,604	15,912	3.0	25,135	9,297	2.7	90	23	3.9	2,010	991	2.0	150	43	3.5
118	Cumilla RWH	Kachua	30,112	11,716	2.6	19,325	12,890	1.5	145	48	3.0	1,032	2,999	0.3	100	63	1.6
119	Cumilla RWH	Kasba	56,500	17,908	3.2	24,870	12,199	2.0	176	31	5.7	5,259	1,113	4.7	50	154	0.3
120	Cumilla RWH	Laksam	32,000	8,770	3.6	17,570	6,991	2.5	114	23	5.0	669	1,349	0.5	100	40	2.5
121	Cumilla RWH	Lalmai	6,564	3,794	1.7	7,613	5,812	1.3	126	6	21.0	2,264	783	2.9	50	22	2.3
122	Cumilla RWH	Manoharganj	46,600	10,617	4.4	41,335	9,073	4.6	109	8	13.6	3,000	1,249	2.4	50	35	1.4
123	Cumilla RWH	Matlab Dakshin	43,540	6,821	6.4	39,972	7,157	5.6	231	17	13.6	6,331	1,581	4.0	300	57	5.3
124	Cumilla RWH	Matlab Uttar	61,700	9,790	6.3	34,600	10,226	3.4	212	54	3.9	9,896	1,046	9.5	250	86	2.9
125	Cumilla RWH	Meghna	40,884	6,675	6.1	15,390	4,630	3.3	172	12	14.3	2,506	795	3.2	200	58	3.4

SL	Warehouse Name	Upazila Name	Condom			Shukhi			IUD			Injectables			Implant		
			CBL	AMD	MOS	CBL	AMD	MOS	CBL	AMD	MOS	CBL	AMD	MOS	CBL	AMD	MOS
126	Cumilla RWH	Muradnagar	137,400	27,538	5.0	19,145	17,331	1.1	165	24	6.9	7,083	2,616	2.7	300	163	1.8
127	Cumilla RWH	Nabinagar	81,713	17,076	4.8	15,335	11,634	1.3	102	24	4.3	2,512	1,566	1.6	50	82	0.6
128	Cumilla RWH	Nangalkot	40,700	15,644	2.6	17,951	8,827	2.0	160	13	12.3	1,997	1,987	1.0	0	90	0.0
129	Cumilla RWH	Nasirnagar	44,536	9,848	4.5	15,155	13,102	1.2	180	13	13.8	2,356	1,127	2.1	250	67	3.7
130	Cumilla RWH	Sarail	42,900	20,255	2.1	16,795	10,915	1.5	170	7	24.3	3,508	1,501	2.3	200	54	3.7
131	Cumilla RWH	Shahrasti	18,400	5,512	3.3	17,420	8,112	2.1	182	25	7.3	608	2,010	0.3	100	44	2.3
132	Cumilla RWH	Titas	54,396	16,369	3.3	39,300	5,960	6.6	145	26	5.6	4,236	1,796	2.4	300	20	15.0
133	Dhaka CWH	Araihazar	28,004	15,561	1.8	17,055	20,857	0.8	142	34	4.2	4,275	2,137	2.0	300	102	2.9
134	Dhaka CWH	Bandar	60,905	32,094	1.9	24,831	13,075	1.9	84	17	4.9	3,754	1,923	2.0	600	53	11.3
135	Dhaka CWH	Belabo	15,180	9,580	1.6	19,840	8,094	2.5	71	10	7.1	1,918	982	2.0	600	38	15.8
136	Dhaka CWH	Daulatpur	20,208	9,805	2.1	31,040	8,301	3.7	42	6	7.0	1,885	978	1.9	200	64	3.1
137	Dhaka CWH	Dhamrai	49,404	26,029	1.9	17,280	18,035	1.0	249	122	2.0	3,545	1,534	2.3	300	69	4.3
138	Dhaka CWH	Dohar	26,332	13,434	2.0	28,040	6,834	4.1	42	9	4.7	1,451	705	2.1	600	28	21.4
139	Dhaka CWH	Gazaria	22,096	9,278	2.4	24,410	6,546	3.7	94	12	7.8	1,973	710	2.8	201	23	8.7
140	Dhaka CWH	Gazipur Sadar	42,372	51,545	0.8	34,590	15,928	2.2	70	47	1.5	3,073	1,927	1.6	600	80	7.5
141	Dhaka CWH	Ghior	16,332	9,221	1.8	47,010	5,942	7.9	24	8	3.0	956	516	1.9	800	28	28.6
142	Dhaka CWH	Harirampur	23,192	14,555	1.6	71,605	5,019	14.3	75	3	25.0	657	365	1.8	873	38	23.0
143	Dhaka CWH	Kaliakair	48,445	25,630	1.9	27,888	15,989	1.7	136	42	3.2	1,274	906	1.4	500	41	12.2
144	Dhaka CWH	Kaliganj	64,484	32,388	2.0	17,200	12,232	1.4	41	13	3.2	2,888	1,679	1.7	700	34	20.6
145	Dhaka CWH	Kapasia	43,668	25,792	1.7	17,700	17,959	1.0	81	6	13.5	833	727	1.1	500	87	5.7
146	Dhaka CWH	Keraniganj	75,100	38,697	1.9	52,900	16,017	3.3	190	92	2.1	5,812	2,797	2.1	300	110	2.7
147	Dhaka CWH	Lohajang	18,240	11,193	1.6	19,700	6,714	2.9	89	5	17.8	1,078	539	2.0	600	33	18.2
148	Dhaka CWH	Manikganj Sadar	45,900	26,413	1.7	48,480	9,285	5.2	253	16	15.8	1,621	816	2.0	600	114	5.3
149	Dhaka CWH	Manohardi	29,800	13,429	2.2	72,460	7,492	9.7	60	22	2.7	3,793	1,836	2.1	800	24	33.3
150	Dhaka CWH	Mirpur	81,600	152,568	0.5	20,024	25,606	0.8	680	295	2.3	15,714	8,233	1.9	200	413	0.5

SL	Warehouse Name	Upazila Name	Condom			Shukhi			IUD			Injectables			Implant		
			CBL	AMD	MOS	CBL	AMD	MOS	CBL	AMD	MOS	CBL	AMD	MOS	CBL	AMD	MOS
151	Dhaka CWH	Munshiganj Sadar	53,844	28,911	1.9	24,450	14,889	1.6	66	18	3.7	2,827	1,524	1.9	800	30	26.7
152	Dhaka CWH	Narayanganj Sadar	51,179	76,377	0.7	23,709	39,892	0.6	19	28	0.7	6,460	6,851	0.9	1,300	103	12.6
153	Dhaka CWH	Narsingdi Sadar	91,286	43,990	2.1	67,322	42,508	1.6	24	98	0.2	13,329	6,413	2.1	1,800	99	18.2
154	Dhaka CWH	Nawabganj	31,351	14,480	2.2	43,290	7,801	5.5	70	16	4.4	654	638	1.0	600	46	13.0
155	Dhaka CWH	Palash	29,400	13,016	2.3	2,030	9,785	0.2	94	9	10.4	1,841	872	2.1	200	31	6.5
156	Dhaka CWH	Roypura	85,140	40,026	2.1	89,225	20,009	4.5	141	51	2.8	7,353	3,429	2.1	1,000	76	13.2
157	Dhaka CWH	Rupganj	66,172	35,818	1.8	7,698	31,108	0.2	248	33	7.5	5,551	2,856	1.9	600	74	8.1
158	Dhaka CWH	Saturia	21,300	12,949	1.6	17,670	8,063	2.2	47	24	2.0	966	569	1.7	600	54	11.1
159	Dhaka CWH	Savar	143,500	76,471	1.9	23,815	20,460	1.2	206	76	2.7	6,937	3,145	2.2	1,200	73	16.4
160	Dhaka CWH	Serajdikhan	32,192	17,227	1.9	33,060	13,222	2.5	65	23	2.8	1,716	859	2.0	300	42	7.1
161	Dhaka CWH	Shibalaya	25,800	12,090	2.1	31,630	7,653	4.1	40	11	3.6	1,750	900	1.9	500	37	13.5
162	Dhaka CWH	Shibpur	38,468	17,450	2.2	37,140	12,126	3.1	32	8	4.0	3,550	1,611	2.2	600	39	15.4
163	Dhaka CWH	Singair	39,260	22,741	1.7	70,850	11,341	6.2	78	15	5.2	684	664	1.0	800	47	17.0
164	Dhaka CWH	Sonargaon	50,309	26,204	1.9	45,268	20,253	2.2	65	21	3.1	5,548	2,779	2.0	600	46	13.0
165	Dhaka CWH	Sreenagar	24,136	14,280	1.7	83,680	8,382	10.0	110	16	6.9	1,305	678	1.9	600	37	16.2
166	Dhaka CWH	Sreepur	278,060	25,737	10.8	111,660	18,271	6.1	80	27	3.0	2,367	1,272	1.9	600	97	6.2
167	Dhaka CWH	Tejgaon	351,200	184,300	1.9	215,520	52,750	4.1	705	493	1.4	20,600	11,085	1.9	1,290	742	1.7
168	Dhaka CWH	Tongi	46,828	27,277	1.7	29,655	8,443	3.5	108	42	2.6	1,295	726	1.8	800	45	17.8
169	Dhaka CWH	Tongibari	22,152	10,708	2.1	27,720	7,105	3.9	54	8	6.8	838	433	1.9	600	17	35.3
170	Dinajpur RWH	Atwari	16,258	2,534	6.4	25,850	4,660	5.5	121	3	40.3	1,854	669	2.8	0	24	0.0
171	Dinajpur RWH	Baliadangi	18,200	2,734	6.7	32,000	5,518	5.8	128	5	25.6	3,948	1,487	2.7	150	33	4.5
172	Dinajpur RWH	Biral	24,326	7,784	3.1	47,925	10,923	4.4	177	5	35.4	3,209	945	3.4	510	91	5.6
173	Dinajpur RWH	Birampur	23,100	4,515	5.1	23,010	3,914	5.9	98	13	7.5	1,269	301	4.2	50	63	0.8
174	Dinajpur RWH	Birganj	18,300	9,830	1.9	48,960	16,008	3.1	103	6	17.2	3,586	1,769	2.0	50	147	0.3
175	Dinajpur RWH	Bochaganj	23,272	4,878	4.8	23,550	7,500	3.1	167	19	8.8	1,987	638	3.1	200	70	2.9

SL	Warehouse Name	Upazila Name	Condom			Shukhi			IUD			Injectables			Implant		
			CBL	AMD	MOS	CBL	AMD	MOS	CBL	AMD	MOS	CBL	AMD	MOS	CBL	AMD	MOS
176	Dinajpur RWH	Boda	17,900	6,702	2.7	27,860	13,843	2.0	131	6	21.8	4,072	1,967	2.1	200	92	2.2
177	Dinajpur RWH	Chirirbandar	15,785	8,213	1.9	56,526	10,340	5.5	119	5	23.8	2,673	1,372	1.9	0	138	0.0
178	Dinajpur RWH	Debiganj	31,500	6,713	4.7	55,840	13,241	4.2	238	18	13.2	5,739	2,541	2.3	0	55	0.0
179	Dinajpur RWH	Dinajpur Sadar	41,800	24,256	1.7	32,912	11,188	2.9	219	34	6.4	4,487	2,271	2.0	20	220	0.1
180	Dinajpur RWH	Fulbari	16,860	8,152	2.1	25,640	6,974	3.7	141	22	6.4	2,192	426	5.1	250	59	4.2
181	Dinajpur RWH	Haripur	16,200	2,773	5.8	22,963	6,241	3.7	90	5	18.0	1,185	535	2.2	102	14	7.3
182	Dinajpur RWH	Kaharole	18,100	3,093	5.9	8,520	9,356	0.9	135	11	12.3	2,642	598	4.4	50	80	0.6
183	Dinajpur RWH	Khansama	31,200	3,744	8.3	18,240	10,937	1.7	216	9	24.0	3,500	1,546	2.3	100	102	1.0
184	Dinajpur RWH	Nawabganj	17,500	10,242	1.7	38,880	9,011	4.3	146	4	36.5	2,922	1,208	2.4	100	67	1.5
185	Dinajpur RWH	Panchagarh Sadar	18,300	8,463	2.2	21,150	10,577	2.0	138	15	9.2	3,743	1,963	1.9	300	45	6.7
186	Dinajpur RWH	Parbatipur	38,580	19,420	2.0	27,940	11,850	2.4	254	19	13.4	2,800	1,761	1.6	50	120	0.4
187	Dinajpur RWH	Pirganj	9,200	6,195	1.5	31,200	10,314	3.0	115	24	4.8	2,430	893	2.7	100	71	1.4
188	Dinajpur RWH	Ranisankail	20,744	4,215	4.9	17,900	10,606	1.7	161	5	32.2	2,047	970	2.1	200	53	3.8
189	Dinajpur RWH	Tentulia	11,916	4,298	2.8	20,640	5,094	4.1	103	15	6.9	1,479	450	3.3	150	37	4.1
190	Dinajpur RWH	Thakurgaon Sadar	30,600	16,357	1.9	37,565	19,794	1.9	130	19	6.8	10,124	4,945	2.0	510	185	2.8
191	Faridpur RWH	Alfadanga	52,136	6,651	7.8	19,305	3,594	5.4	64	3	21.3	1,057	518	2.0	200	52	3.8
192	Faridpur RWH	Baliakandi	201,420	9,161	22.0	27,492	10,302	2.7	115	14	8.2	2,612	676	3.9	300	36	8.3
193	Faridpur RWH	Bhanga	91,940	23,158	4.0	55,262	13,989	4.0	245	57	4.3	3,785	830	4.6	400	111	3.6
194	Faridpur RWH	Bhedarganj	39,052	6,809	5.7	29,670	7,997	3.7	216	18	12.0	4,065	1,421	2.9	100	35	2.9
195	Faridpur RWH	Boalmari	49,064	12,117	4.0	31,045	10,075	3.1	28	10	2.8	3,531	988	3.6	200	70	2.9
196	Faridpur RWH	Char Bhadrasan	19,186	6,926	2.8	9,195	2,999	3.1	28	6	4.7	758	151	5.0	100	22	4.5
197	Faridpur RWH	Damudya	21,312	4,142	5.1	11,100	2,889	3.8	87	14	6.2	1,624	279	5.8	50	12	4.2
198	Faridpur RWH	Faridpur Sadar	72,408	40,413	1.8	31,430	19,040	1.7	120	22	5.5	5,466	3,065	1.8	83	49	1.7
199	Faridpur RWH	Goalanda	287,700	6,003	47.9	21,130	3,902	5.4	54	6	9.0	2,674	639	4.2	250	50	5.0
200	Faridpur RWH	Gopalganj Sadar	84,322	31,405	2.7	31,765	15,459	2.1	243	28	8.7	4,258	1,170	3.6	600	101	5.9

SL	Warehouse Name	Upazila Name	Condom			Shukhi			IUD			Injectables			Implant		
			CBL	AMD	MOS	CBL	AMD	MOS	CBL	AMD	MOS	CBL	AMD	MOS	CBL	AMD	MOS
201	Faridpur RWH	Gosairhat	207,180	8,270	25.1	32,150	6,693	4.8	43	18	2.4	2,793	828	3.4	100	25	4.0
202	Faridpur RWH	Kalkini	63,000	18,447	3.4	54,625	14,434	3.8	156	21	7.4	3,995	1,382	2.9	300	58	5.2
203	Faridpur RWH	Kalukhali	38,800	7,976	4.9	30,435	8,204	3.7	205	7	29.3	1,226	484	2.5	0	41	0.0
204	Faridpur RWH	Kashiani	57,288	15,362	3.7	24,530	9,731	2.5	25	9	2.8	2,716	753	3.6	100	51	2.0
205	Faridpur RWH	Kotalipara	45,300	11,720	3.9	43,255	16,977	2.5	53	5	10.6	3,163	750	4.2	350	51	6.9
206	Faridpur RWH	Madaripur Sadar	43,120	16,615	2.6	39,150	20,675	1.9	229	41	5.6	6,315	3,212	2.0	150	60	2.5
207	Faridpur RWH	Madhukhali	217,776	10,644	20.5	38,070	10,920	3.5	247	41	6.0	3,461	1,056	3.3	300	55	5.5
208	Faridpur RWH	Muksudpur	89,676	22,797	3.9	55,050	25,014	2.2	15	14	1.1	3,775	1,891	2.0	100	62	1.6
209	Faridpur RWH	Nagarkanda	59,340	14,717	4.0	41,923	10,046	4.2	184	18	10.2	1,334	479	2.8	50	21	2.4
210	Faridpur RWH	Naria	200,675	9,637	20.8	32,020	10,056	3.2	58	7	8.3	2,585	578	4.5	250	47	5.3
211	Faridpur RWH	Pangsha	88,400	14,997	5.9	46,825	11,582	4.0	85	19	4.5	4,225	1,106	3.8	150	94	1.6
212	Faridpur RWH	Rajbari Sadar	52,760	23,433	2.3	50,300	12,117	4.2	522	90	5.8	4,703	1,343	3.5	500	189	2.6
213	Faridpur RWH	Rajoir	25,212	9,947	2.5	30,482	11,582	2.6	50	4	12.5	1,925	882	2.2	0	40	0.0
214	Faridpur RWH	Sadarpur	105,655	18,063	5.8	18,360	7,425	2.5	53	4	13.3	1,724	579	3.0	100	32	3.1
215	Faridpur RWH	Saltha	41,316	10,277	4.0	29,295	8,500	3.4	13	19	0.7	2,688	486	5.5	300	52	5.8
216	Faridpur RWH	Shariatpur Sadar	27,736	8,561	3.2	23,455	7,036	3.3	266	48	5.5	1,870	613	3.1	100	86	1.2
217	Faridpur RWH	Shib Char	57,136	17,647	3.2	56,165	14,734	3.8	148	18	8.2	7,171	1,367	5.2	50	56	0.9
218	Faridpur RWH	Tungipara	28,228	9,827	2.9	16,055	5,685	2.8	44	5	8.8	1,439	455	3.2	200	50	4.0
219	Faridpur RWH	Zanjira	116,469	12,236	9.5	31,666	7,439	4.3	326	15	21.7	3,965	768	5.2	350	20	17.5
220	Jamalpur RWH	Bakshiganj	24,108	11,840	2.0	39,375	13,370	2.9	61	2	30.5	1,447	829	1.7	350	46	7.6
221	Jamalpur RWH	Char Rajibpur	26,700	13,153	2.0	26,645	3,043	8.8	56	2	28.0	1,976	815	2.4	150	30	5.0
222	Jamalpur RWH	Dewanganj	38,480	22,924	1.7	48,000	11,914	4.0	21	5	4.2	4,000	1,984	2.0	200	54	3.7
223	Jamalpur RWH	Islampur	56,172	33,485	1.7	69,190	19,878	3.5	68	23	3.0	2,803	1,529	1.8	200	47	4.3
224	Jamalpur RWH	Jamalpur Sadar	54,000	52,141	1.0	55,680	41,288	1.3	190	38	5.0	9,000	4,521	2.0	300	103	2.9
225	Jamalpur RWH	Jhenaigati	26,875	12,758	2.1	42,480	13,793	3.1	23	4	5.8	3,471	1,604	2.2	150	35	4.3



SL	Warehouse Name	Upazila Name	Condom			Shukhi			IUD			Injectables			Implant		
			CBL	AMD	MOS	CBL	AMD	MOS	CBL	AMD	MOS	CBL	AMD	MOS	CBL	AMD	MOS
226	Jamalpur RWH	Madarganj	18,510	11,589	1.6	29,760	10,671	2.8	70	11	6.4	850	570	1.5	100	80	1.3
227	Jamalpur RWH	Melandaha	36,900	19,479	1.9	25,560	18,235	1.4	40	22	1.8	2,750	1,292	2.1	150	63	2.4
228	Jamalpur RWH	Nakla	28,712	13,771	2.1	48,700	11,324	4.3	55	7	7.9	2,772	1,176	2.4	100	77	1.3
229	Jamalpur RWH	Nalitabari	36,300	17,496	2.1	35,880	14,957	2.4	85	9	9.4	2,964	1,292	2.3	100	52	1.9
230	Jamalpur RWH	Raumari	40,800	18,454	2.2	10,560	9,052	1.2	54	10	5.4	2,676	1,279	2.1	150	32	4.7
231	Jamalpur RWH	Sarishabari	56,400	34,371	1.6	57,600	19,335	3.0	81	26	3.1	2,980	1,438	2.1	300	49	6.1
232	Jamalpur RWH	Sherpur Sadar	49,100	31,249	1.6	43,310	26,301	1.6	53	18	2.9	6,480	3,954	1.6	400	83	4.8
233	Jamalpur RWH	Sreebardi	33,530	18,292	1.8	43,429	15,118	2.9	45	4	11.3	1,930	769	2.5	100	67	1.5
234	Jashore RWH	Abhaynagar	34,116	19,352	1.8	8,105	9,798	0.8	177	6	29.5	1,610	1,495	1.1	100	41	2.4
235	Jashore RWH	Bagher Para	9,800	13,846	0.7	22,075	8,983	2.5	96	6	16.0	1,290	1,053	1.2	200	40	5.0
236	Jashore RWH	Chaugachha	38,600	20,296	1.9	15,210	10,392	1.5	47	5	9.4	1,120	759	1.5	150	48	3.1
237	Jashore RWH	Harinakunda	21,072	10,475	2.0	31,835	11,035	2.9	65	7	9.3	1,540	735	2.1	0	58	0.0
238	Jashore RWH	Jashore Sadar	45,360	69,035	0.7	97,029	31,726	3.1	113	30	3.8	2,795	3,123	0.9	30	117	0.3
239	Jashore RWH	Jhenaidah Sadar	41,155	21,395	1.9	22,750	14,339	1.6	166	37	4.5	2,875	1,463	2.0	0	70	0.0
240	Jashore RWH	Jhikargachha	37,800	19,484	1.9	33,640	9,075	3.7	100	7	14.3	1,200	1,138	1.1	50	27	1.9
241	Jashore RWH	Kalia	25,152	19,356	1.3	25,650	12,350	2.1	310	13	23.8	1,139	876	1.3	200	67	3.0
242	Jashore RWH	Kaliganj	34,088	18,363	1.9	46,520	12,385	3.8	74	6	12.3	1,077	788	1.4	250	57	4.4
243	Jashore RWH	Keshabpur	4,000	14,070	0.3	28,485	9,328	3.1	285	4	71.3	1,078	1,787	0.6	350	34	10.3
244	Jashore RWH	Kotchandpur	14,600	6,507	2.2	28,655	4,648	6.2	50	3	16.7	975	470	2.1	350	20	17.5
245	Jashore RWH	Lohagara	28,000	17,578	1.6	55,025	10,490	5.2	172	6	28.7	1,525	1,798	0.8	450	31	14.5
246	Jashore RWH	Magura Sadar	47,784	24,918	1.9	36,855	22,550	1.6	140	64	2.2	4,505	2,450	1.8	600	121	5.0
247	Jashore RWH	Maheshpur	26,042	13,486	1.9	34,668	8,958	3.9	209	14	14.9	2,515	2,105	1.2	400	26	15.4
248	Jashore RWH	Manirampur	29,102	35,699	0.8	31,543	22,342	1.4	185	4	46.3	5,674	5,027	1.1	200	39	5.1
249	Jashore RWH	Mohammadpur	18,312	8,525	2.1	38,200	9,362	4.1	252	7	36.0	1,027	798	1.3	150	28	5.4
250	Jashore RWH	Narail Sadar	35,170	23,282	1.5	15,220	16,860	0.9	179	14	12.8	1,606	1,836	0.9	150	30	5.0

SL	Warehouse Name	Upazila Name	Condom			Shukhi			IUD			Injectables			Implant		
			CBL	AMD	MOS	CBL	AMD	MOS	CBL	AMD	MOS	CBL	AMD	MOS	CBL	AMD	MOS
251	Jashore RWH	Shailkupa	41,016	19,807	2.1	45,970	14,880	3.1	329	7	47.0	1,689	1,500	1.1	200	52	3.8
252	Jashore RWH	Shalikha	18,264	8,767	2.1	38,970	9,111	4.3	107	6	17.8	605	605	1.0	50	33	1.5
253	Jashore RWH	Sharsha	67,608	43,089	1.6	13,515	14,007	1.0	112	7	16.0	3,348	2,785	1.2	250	36	6.9
254	Jashore RWH	Sreepur	45,828	9,998	4.6	9,365	8,939	1.0	81	9	9.0	625	696	0.9	200	45	4.4
255	Khulna RWH	Assasuni	32,600	14,042	2.3	70,375	21,217	3.3	50	3	16.7	3,135	1,375	2.3	350	40	8.8
256	Khulna RWH	Bagerhat Sadar	35,688	17,555	2.0	48,315	13,094	3.7	67	6	11.2	2,853	1,086	2.6	385	55	7.0
257	Khulna RWH	Batiaghata	129,900	15,446	8.4	107,170	10,826	9.9	25	7	3.6	1,350	705	1.9	150	41	3.7
258	Khulna RWH	Chitalmari	53,400	16,788	3.2	230,275	10,916	21.1	39	6	6.5	615	1,354	0.5	450	30	15.0
259	Khulna RWH	Dacope	27,600	7,306	3.8	382,680	8,362	45.8	9	16	0.6	1,857	481	3.9	300	107	2.8
260	Khulna RWH	Daulatpur	116,500	43,251	2.7	193,634	21,182	9.1	35	13	2.7	7,500	3,248	2.3	200	40	5.0
261	Khulna RWH	Debhata	26,100	17,000	1.5	41,175	10,422	4.0	65	3	21.7	1,375	447	3.1	100	16	6.3
262	Khulna RWH	Dumuria	126,900	27,379	4.6	282,961	24,799	11.4	136	23	5.9	7,034	2,286	3.1	400	103	3.9
263	Khulna RWH	Fakirhat	21,500	9,131	2.4	127,280	6,880	18.5	49	4	12.3	102	444	0.2	600	20	30.0
264	Khulna RWH	Kachua	28,860	6,120	4.7	29,970	5,235	5.7	66	9	7.3	1,009	483	2.1	50	21	2.4
265	Khulna RWH	Kalarooa	64,800	25,180	2.6	251,490	8,423	29.9	78	3	26.0	734	1,068	0.7	200	19	10.5
266	Khulna RWH	Kaliganj	37,500	30,760	1.2	66,490	22,640	2.9	96	4	24.0	5,013	1,554	3.2	200	46	4.3
267	Khulna RWH	Khulna Sadar	641,600	64,299	10.0	685,675	14,418	47.6	267	63	4.2	5,058	3,112	1.6	280	31	9.0
268	Khulna RWH	Koyra	422,340	13,145	32.1	78,320	17,714	4.4	63	14	4.5	1,126	632	1.8	400	64	6.3
269	Khulna RWH	Mollahat	41,097	8,189	5.0	164,110	9,305	17.6	23	2	11.5	5	434	0.0	0	33	0.0
270	Khulna RWH	Mongla	45,182	11,945	3.8	63,385	8,691	7.3	57	8	7.1	2,470	1,031	2.4	500	22	22.7
271	Khulna RWH	Morrelganj	56,800	14,737	3.9	526,100	16,546	31.8	101	48	2.1	1,248	1,516	0.8	100	56	1.8
272	Khulna RWH	Paikgachha	235,500	14,060	16.7	360,105	20,066	17.9	100	5	20.0	2,020	1,003	2.0	550	59	9.3
273	Khulna RWH	Phultala	600,000	16,638	36.1	552,280	5,023	110.0	25	20	1.3	70	630	0.1	200	46	4.3
274	Khulna RWH	Rampal	29,400	12,499	2.4	58,275	9,234	6.3	91	3	30.3	950	404	2.4	300	39	7.7
275	Khulna RWH	Rupsa	42,500	13,005	3.3	48,125	9,540	5.0	63	15	4.2	1,673	410	4.1	200	41	4.9

SL	Warehouse Name	Upazila Name	Condom			Shukhi			IUD			Injectables			Implant		
			CBL	AMD	MOS	CBL	AMD	MOS	CBL	AMD	MOS	CBL	AMD	MOS	CBL	AMD	MOS
276	Khulna RWH	Sarankhola	29,200	7,481	3.9	94,620	5,803	16.3	20	2	10.0	530	947	0.6	0	56	0.0
277	Khulna RWH	Satkhira Sadar	97,800	50,067	2.0	69,450	18,589	3.7	73	17	4.3	6,128	3,336	1.8	640	36	17.8
278	Khulna RWH	Shyamnagar	44,716	23,767	1.9	73,175	27,039	2.7	17	8	2.1	4,312	1,000	4.3	100	69	1.4
279	Khulna RWH	Tala	47,916	22,197	2.2	173,935	18,227	9.5	134	37	3.6	3,669	2,328	1.6	100	49	2.0
280	Khulna RWH	Terokhada	49,600	13,333	3.7	260,285	6,679	39.0	18	5	3.6	1,492	319	4.7	200	23	8.7
281	Kushtia RWH	Alamdanga	34,356	18,303	1.9	69,110	15,500	4.5	24	8	3.0	3,605	1,845	2.0	200	66	3.0
282	Kushtia RWH	Bheramara	31,620	14,324	2.2	45,830	8,047	5.7	25	3	8.3	1,996	1,047	1.9	50	33	1.5
283	Kushtia RWH	Chuadanga Sadar	65,400	31,492	2.1	29,490	11,233	2.6	59	17	3.5	5,680	2,826	2.0	300	39	7.7
284	Kushtia RWH	Damurhuda	37,252	20,445	1.8	59,030	12,540	4.7	29	10	2.9	5,860	2,859	2.0	350	46	7.6
285	Kushtia RWH	Daulatpur	72,200	36,139	2.0	31,080	17,455	1.8	197	1	197.0	7,349	3,584	2.1	200	22	9.1
286	Kushtia RWH	Gangni	39,528	24,410	1.6	57,845	11,164	5.2	34	11	3.1	5,082	3,330	1.5	600	18	33.3
287	Kushtia RWH	Jiban Nagar	9,900	4,950	2.0	31,900	5,322	6.0	44	19	2.3	2,102	1,057	2.0	210	57	3.7
288	Kushtia RWH	Khoksa	26,700	13,696	1.9	41,140	7,178	5.7	25	2	12.5	668	328	2.0	100	13	7.7
289	Kushtia RWH	Kumarkhali	45,274	22,713	2.0	39,120	10,718	3.6	58	4	14.5	2,466	1,272	1.9	50	53	0.9
290	Kushtia RWH	Kushtia Sadar	87,700	40,968	2.1	64,390	22,603	2.8	96	28	3.4	7,381	3,608	2.0	280	93	3.0
291	Kushtia RWH	Meherpur Sadar	56,048	28,171	2.0	57,505	7,451	7.7	52	7	7.4	5,424	2,371	2.3	50	23	2.2
292	Kushtia RWH	Mirpur	51,000	25,011	2.0	27,470	12,242	2.2	39	4	9.8	3,503	1,816	1.9	300	19	15.8
293	Kushtia RWH	Mujib Nagar	20,464	8,440	2.4	2,675	2,408	1.1	32	4	8.0	1,934	915	2.1	100	13	7.7
294	Mymensingh RWH	Atpara	37,920	5,340	7.1	48,920	8,189	6.0	146	4	36.5	1,658	641	2.6	150	49	3.1
295	Mymensingh RWH	Austagram	61,500	7,905	7.8	36,685	5,866	6.3	60	18	3.3	1,710	779	2.2	100	30	3.3
296	Mymensingh RWH	Bajitpur	74,680	11,983	6.2	129,380	11,077	11.7	97	13	7.5	1,490	721	2.1	200	28	7.1
297	Mymensingh RWH	Barhatta	47,064	10,489	4.5	33,310	12,802	2.6	132	3	44.0	3,032	1,423	2.1	300	48	6.3
298	Mymensingh RWH	Bhairab	99,282	18,309	5.4	37,560	10,223	3.7	104	17	6.1	2,740	1,131	2.4	300	76	3.9
299	Mymensingh RWH	Bhaluka	61,400	34,272	1.8	98,880	22,638	4.4	163	59	2.8	3,217	1,537	2.1	400	79	5.1
300	Mymensingh RWH	Dharampasha	91,160	18,386	5.0	67,800	15,309	4.4	120	11	10.9	2,289	1,369	1.7	500	126	4.0

SL	Warehouse Name	Upazila Name	Condom			Shukhi			IUD			Injectables			Implant		
			CBL	AMD	MOS	CBL	AMD	MOS	CBL	AMD	MOS	CBL	AMD	MOS	CBL	AMD	MOS
301	Mymensingh RWH	Dhobaura	59,300	11,980	4.9	33,265	11,804	2.8	81	3	27.0	2,600	1,195	2.2	150	32	4.7
302	Mymensingh RWH	Durgapur	67,600	19,820	3.4	48,960	16,460	3.0	117	6	19.5	5,456	2,497	2.2	300	46	6.5
303	Mymensingh RWH	Fulbaria	74,100	21,390	3.5	77,460	33,412	2.3	113	39	2.9	2,233	1,388	1.6	0	48	0.0
304	Mymensingh RWH	Gaffargaon	147,708	27,338	5.4	83,320	23,258	3.6	173	29	6.0	4,015	1,974	2.0	200	69	2.9
305	Mymensingh RWH	Gauripur	139,884	10,915	12.8	253,840	20,009	12.7	142	20	7.1	3,595	1,666	2.2	200	54	3.7
306	Mymensingh RWH	Haluaghat	59,100	11,990	4.9	45,000	19,782	2.3	139	14	9.9	1,964	1,357	1.4	200	55	3.6
307	Mymensingh RWH	Hossainpur	44,290	6,447	6.9	102,240	8,419	12.1	104	12	8.7	1,836	791	2.3	250	51	4.9
308	Mymensingh RWH	Ishwarganj	73,848	19,191	3.8	50,340	42,100	1.2	150	5	30.0	3,966	2,075	1.9	200	45	4.4
309	Mymensingh RWH	Itna	22,808	5,108	4.5	19,215	7,332	2.6	125	4	31.3	843	216	3.9	200	44	4.5
310	Mymensingh RWH	Kalmakanda	55,140	22,631	2.4	41,895	20,054	2.1	40	4	10.0	2,526	1,121	2.3	200	40	5.0
311	Mymensingh RWH	Karimganj	55,536	11,239	4.9	205,920	14,192	14.5	106	16	6.6	1,255	803	1.6	200	86	2.3
312	Mymensingh RWH	Katiadi	51,880	15,324	3.4	59,308	11,937	5.0	63	27	2.3	2,355	1,245	1.9	300	58	5.2
313	Mymensingh RWH	Kendua	63,620	18,714	3.4	44,595	25,264	1.8	159	13	12.2	2,922	1,280	2.3	426	83	5.1
314	Mymensingh RWH	Khaliajuri	38,548	6,503	5.9	24,940	6,083	4.1	140	7	20.0	1,212	394	3.1	100	46	2.2
315	Mymensingh RWH	Kishoreganj Sadar	51,576	28,914	1.8	56,170	22,296	2.5	254	45	5.6	3,535	2,246	1.6	200	68	2.9
316	Mymensingh RWH	Kuliar Char	48,164	7,706	6.3	57,470	7,304	7.9	160	7	22.9	1,536	690	2.2	100	46	2.2
317	Mymensingh RWH	Madan	53,840	9,275	5.8	47,970	10,213	4.7	149	3	49.7	1,471	640	2.3	300	46	6.5
318	Mymensingh RWH	Mithamain	47,496	9,254	5.1	31,225	7,822	4.0	70	5	14.0	630	235	2.7	200	35	5.7
319	Mymensingh RWH	Mohanganj	43,000	7,252	5.9	30,140	10,312	2.9	109	10	10.9	1,677	926	1.8	250	71	3.5
320	Mymensingh RWH	Muktagachha	74,412	23,786	3.1	87,360	30,655	2.8	57	18	3.2	4,203	2,132	2.0	200	67	3.0
321	Mymensingh RWH	Mymensingh Sadar	195,896	48,248	4.1	118,650	40,648	2.9	174	75	2.3	6,300	3,401	1.9	277	207	1.3
322	Mymensingh RWH	Nandail	63,442	13,672	4.6	99,450	40,476	2.5	115	21	5.5	5,155	2,279	2.3	400	65	6.2
323	Mymensingh RWH	Netrakona Sadar	43,455	19,940	2.2	59,440	25,500	2.3	224	8	28.0	6,686	2,594	2.6	300	87	3.4
324	Mymensingh RWH	Nikli	28,609	5,078	5.6	18,125	4,887	3.7	119	12	9.9	962	531	1.8	150	57	2.6
325	Mymensingh RWH	Pakundia	49,008	9,269	5.3	41,530	8,731	4.8	115	22	5.2	1,461	692	2.1	300	72	4.2

SL	Warehouse Name	Upazila Name	Condom			Shukhi			IUD			Injectables			Implant		
			CBL	AMD	MOS	CBL	AMD	MOS	CBL	AMD	MOS	CBL	AMD	MOS	CBL	AMD	MOS
326	Mymensingh RWH	Phulpur	158,600	20,459	7.8	77,730	37,819	2.1	220	36	6.1	4,197	2,495	1.7	100	157	0.6
327	Mymensingh RWH	Purbadhala	59,549	12,408	4.8	90,945	20,560	4.4	117	3	39.0	4,835	1,932	2.5	100	60	1.7
328	Mymensingh RWH	Tarail	65,504	10,722	6.1	141,165	9,489	14.9	76	14	5.4	1,428	555	2.6	50	26	1.9
329	Mymensingh RWH	Trishal	44,868	30,266	1.5	88,890	37,453	2.4	171	35	4.9	3,545	1,714	2.1	300	87	3.4
330	Noakhali RWH	Begumganj	31,300	19,177	1.6	18,815	9,854	1.9	49	124	0.4	2,563	1,869	1.4	10	120	0.1
331	Noakhali RWH	Chatkhil	10,940	3,867	2.8	17,710	3,747	4.7	43	16	2.7	3,424	727	4.7	101	43	2.3
332	Noakhali RWH	Chhagalnaiya	26,200	5,913	4.4	13,405	3,251	4.1	130	16	8.1	1,607	530	3.0	370	46	8.0
333	Noakhali RWH	Companiganj	12,978	6,374	2.0	12,660	4,386	2.9	30	21	1.4	4,101	1,035	4.0	350	56	6.3
334	Noakhali RWH	Daganbhuiyan	16,780	11,360	1.5	7,110	4,447	1.6	143	16	8.9	3,118	879	3.5	200	42	4.8
335	Noakhali RWH	Feni Sadar	64,000	31,047	2.1	24,480	10,733	2.3	287	189	1.5	7,450	3,092	2.4	980	109	9.0
336	Noakhali RWH	Fulgazi	28,308	4,197	6.7	4,350	2,750	1.6	278	15	18.5	939	381	2.5	200	22	9.1
337	Noakhali RWH	Hatiya	19,736	21,555	0.9	31,674	17,745	1.8	309	80	3.9	1,874	3,408	0.5	250	143	1.7
338	Noakhali RWH	Kabirhat	17,334	6,859	2.5	11,995	5,045	2.4	10	21	0.5	2,090	1,210	1.7	10	45	0.2
339	Noakhali RWH	Kamalnagar	22,992	6,230	3.7	19,665	5,500	3.6	237	37	6.4	9,046	3,125	2.9	5	62	0.1
340	Noakhali RWH	Lakshmpur Sadar	31,416	16,454	1.9	8,115	12,235	0.7	200	36	5.6	3,250	5,955	0.5	300	73	4.1
341	Noakhali RWH	Noakhali Sadar	37,320	22,708	1.6	15,370	7,549	2.0	117	117	1.0	5,018	2,612	1.9	200	135	1.5
342	Noakhali RWH	Parshuram	23,457	3,295	7.1	6,740	2,119	3.2	151	18	8.4	2,054	311	6.6	400	40	10.0
343	Noakhali RWH	Ramganj	23,996	8,020	3.0	19,950	4,851	4.1	129	12	10.8	3,101	1,598	1.9	300	41	7.3
344	Noakhali RWH	Ramgati	44,239	4,076	10.9	18,050	4,898	3.7	326	20	16.3	9,071	2,965	3.1	300	82	3.7
345	Noakhali RWH	Roypur	14,792	3,324	4.5	23,660	5,596	4.2	301	45	6.7	5,280	1,187	4.4	300	37	8.1
346	Noakhali RWH	Senbagh	17,700	8,037	2.2	9,895	4,633	2.1	71	35	2.0	4,109	1,350	3.0	50	54	0.9
347	Noakhali RWH	Sonagazi	15,751	10,447	1.5	12,320	5,583	2.2	156	27	5.8	4,160	1,768	2.4	200	67	3.0
348	Noakhali RWH	Sonaimuri	21,300	8,125	2.6	16,125	4,950	3.3	45	31	1.5	4,741	1,638	2.9	120	59	2.0
349	Noakhali RWH	Subarnachar	54,600	10,994	5.0	19,375	6,516	3.0	70	11	6.4	2,678	1,313	2.0	600	105	5.7
350	Pabna RWH	Atgharia	56,700	11,437	5.0	62,625	8,076	7.8	105	8	13.1	1,655	501	3.3	50	19	2.6

SL	Warehouse Name	Upazila Name	Condom			Shukhi			IUD			Injectables			Implant		
			CBL	AMD	MOS	CBL	AMD	MOS	CBL	AMD	MOS	CBL	AMD	MOS	CBL	AMD	MOS
351	Pabna RWH	Belkuchi	52,784	41,883	1.3	34,810	17,352	2.0	168	7	24.0	7,277	1,719	4.2	150	31	4.8
352	Pabna RWH	Bera	134,400	10,490	12.8	65,925	9,706	6.8	271	58	4.7	7,669	1,308	5.9	150	42	3.6
353	Pabna RWH	Bhangura	98,028	6,918	14.2	15,220	4,260	3.6	40	7	5.7	1,086	170	6.4	60	23	2.6
354	Pabna RWH	Chatmohar	153,960	30,326	5.1	59,520	24,955	2.4	475	25	19.0	7,076	1,627	4.3	200	48	4.2
355	Pabna RWH	Faridpur	96,960	8,223	11.8	23,040	5,803	4.0	64	12	5.3	3,094	982	3.2	200	30	6.7
356	Pabna RWH	Ishwardi	70,008	37,039	1.9	29,740	17,982	1.7	100	19	5.3	5,693	1,346	4.2	200	84	2.4
357	Pabna RWH	Kamarkhanda	94,246	13,274	7.1	24,450	7,805	3.1	134	10	13.4	5,209	945	5.5	100	28	3.6
358	Pabna RWH	Kazipur	124,600	33,213	3.8	71,960	12,171	5.9	480	103	4.7	11,597	2,555	4.5	400	87	4.6
359	Pabna RWH	Pabna Sadar	114,688	68,606	1.7	25,245	28,854	0.9	253	86	2.9	7,300	6,353	1.1	100	76	1.3
360	Pabna RWH	Royganj	103,300	22,225	4.6	54,720	19,644	2.8	116	24	4.8	7,979	1,644	4.9	50	19	2.6
361	Pabna RWH	Santhia	115,500	28,752	4.0	31,695	16,309	1.9	262	26	10.1	8,600	3,814	2.3	300	54	5.6
362	Pabna RWH	Shahjadpur	112,580	31,276	3.6	42,635	18,514	2.3	308	79	3.9	6,408	3,688	1.7	50	135	0.4
363	Pabna RWH	Sirajganj Sadar	101,326	41,100	2.5	20,128	20,557	1.0	280	44	6.4	12,397	2,922	4.2	150	47	3.2
364	Pabna RWH	Sujanagar	168,672	13,314	12.7	43,150	10,348	4.2	86	12	7.2	5,739	1,622	3.5	150	52	2.9
365	Pabna RWH	Tarash	75,000	17,243	4.3	28,765	13,593	2.1	273	42	6.5	5,644	1,226	4.6	200	30	6.7
366	Pabna RWH	Ullah Para	169,344	42,556	4.0	53,975	30,688	1.8	75	113	0.7	17,328	3,924	4.4	100	36	2.8
367	Patuakhali RWH	Amtali	32,468	14,975	2.2	43,685	19,809	2.2	86	9	9.6	4,370	2,184	2.0	300	117	2.6
368	Patuakhali RWH	Bamna	12,172	4,390	2.8	12,635	4,467	2.8	35	6	5.8	915	238	3.8	300	61	4.9
369	Patuakhali RWH	Barguna Sadar	33,900	9,430	3.6	39,740	12,916	3.1	130	45	2.9	7,500	3,381	2.2	650	113	5.8
370	Patuakhali RWH	Bauphal	27,804	9,256	3.0	43,225	15,058	2.9	191	30	6.4	4,790	1,752	2.7	600	114	5.3
371	Patuakhali RWH	Betagi	19,600	5,361	3.7	16,035	4,922	3.3	110	9	12.2	1,280	583	2.2	300	38	7.9
372	Patuakhali RWH	Dashmina	15,000	4,235	3.5	25,225	6,461	3.9	47	6	7.8	2,080	884	2.4	400	78	5.1
373	Patuakhali RWH	Dumki	18,960	4,116	4.6	17,745	3,056	5.8	90	6	15.0	1,227	364	3.4	200	20	10.0
374	Patuakhali RWH	Galachipa	27,212	13,922	2.0	41,060	23,188	1.8	90	37	2.4	7,892	3,841	2.1	150	146	1.0
375	Patuakhali RWH	Kalapara	26,024	14,280	1.8	37,740	16,443	2.3	153	13	11.8	5,985	2,662	2.2	320	39	8.2

SL	Warehouse Name	Upazila Name	Condom			Shukhi			IUD			Injectables			Implant		
			CBL	AMD	MOS	CBL	AMD	MOS	CBL	AMD	MOS	CBL	AMD	MOS	CBL	AMD	MOS
376	Patuakhali RWH	Mirzaganj	20,792	6,252	3.3	18,860	6,445	2.9	70	5	14.0	1,680	548	3.1	300	26	11.5
377	Patuakhali RWH	Patharghata	15,180	6,964	2.2	22,540	9,240	2.4	39	15	2.6	3,147	1,342	2.3	400	90	4.4
378	Patuakhali RWH	Patuakhali Sadar	34,947	18,513	1.9	33,855	16,477	2.1	212	85	2.5	6,589	3,291	2.0	175	170	1.0
379	Rajshahi RWH	Bagatipara	71,880	18,234	3.9	34,535	6,243	5.5	33	4	8.3	731	327	2.2	50	61	0.8
380	Rajshahi RWH	Bagha	57,000	37,822	1.5	46,080	10,185	4.5	43	3	14.3	3,186	1,564	2.0	50	27	1.9
381	Rajshahi RWH	Baghmara	180,800	35,423	5.1	109,910	24,707	4.4	127	20	6.4	7,542	1,847	4.1	200	39	5.1
382	Rajshahi RWH	Baraigram	70,500	19,114	3.7	68,790	10,392	6.6	109	20	5.5	5,070	1,371	3.7	40	71	0.6
383	Rajshahi RWH	Bholahat	27,804	7,291	3.8	32,040	4,752	6.7	30	2	15.0	1,388	497	2.8	200	29	6.9
384	Rajshahi RWH	Boalia	97,200	50,508	1.9	31,680	5,541	5.7	112	20	5.6	4,300	2,050	2.1	365	116	3.1
385	Rajshahi RWH	Chapai Nababganj Sadar	123,600	46,189	2.7	43,240	12,420	3.5	130	48	2.7	5,733	2,768	2.1	50	21	2.4
386	Rajshahi RWH	Charghat	89,100	25,225	3.5	51,150	10,868	4.7	80	5	16.0	1,200	811	1.5	0	64	0.0
387	Rajshahi RWH	Durgapur	33,756	25,438	1.3	35,880	8,150	4.4	51	2	25.5	808	319	2.5	50	35	1.4
388	Rajshahi RWH	Godagari	74,100	29,895	2.5	70,840	11,085	6.4	87	6	14.5	4,695	2,079	2.3	200	40	5.0
389	Rajshahi RWH	Gomastapur	60,900	25,585	2.4	39,732	11,990	3.3	106	10	10.6	1,672	611	2.7	300	15	20.0
390	Rajshahi RWH	Gurudaspur	95,568	22,489	4.2	44,930	10,890	4.1	54	5	10.8	1,605	739	2.2	400	77	5.2
391	Rajshahi RWH	Lalpur	116,221	23,584	4.9	78,920	15,828	5.0	41	12	3.4	3,418	1,615	2.1	15	61	0.2
392	Rajshahi RWH	Mohanpur	26,172	18,342	1.4	19,710	8,629	2.3	96	2	48.0	1,139	1,076	1.1	150	26	5.8
393	Rajshahi RWH	Nachole	21,600	11,819	1.8	15,480	4,809	3.2	28	2	14.0	1,775	617	2.9	50	15	3.3
394	Rajshahi RWH	Natore Sadar	86,232	37,513	2.3	39,180	15,885	2.5	96	20	4.8	2,071	1,015	2.0	200	123	1.6
395	Rajshahi RWH	Paba	126,900	44,326	2.9	54,110	9,531	5.7	18	3	6.0	5,685	2,436	2.3	50	27	1.9
396	Rajshahi RWH	Puthia	49,525	25,698	1.9	43,305	11,660	3.7	30	6	5.0	2,063	1,018	2.0	50	24	2.1
397	Rajshahi RWH	Shibganj	61,200	49,210	1.2	55,200	21,348	2.6	30	11	2.7	4,000	1,790	2.2	100	22	4.5
398	Rajshahi RWH	Singra	97,510	25,230	3.9	52,750	17,975	2.9	125	12	10.4	2,110	1,178	1.8	301	144	2.1
399	Rajshahi RWH	Tanore	52,500	23,746	2.2	54,240	13,163	4.1	66	3	22.0	2,189	983	2.2	450	50	9.0
400	Rangamati RWH	Baghaichhari	15,646	9,801	1.6	5,499	5,247	1.0	52	3	17.3	949	395	2.4	100	20	5.0

SL	Warehouse Name	Upazila Name	Condom			Shukhi			IUD			Injectables			Implant		
			CBL	AMD	MOS	CBL	AMD	MOS	CBL	AMD	MOS	CBL	AMD	MOS	CBL	AMD	MOS
401	Rangamati RWH	Barkal	10,100	3,873	2.6	9,350	3,515	2.7	30	3	10.0	822	448	1.8	100	13	7.7
402	Rangamati RWH	Belai Chhari	16,593	1,734	9.6	13,168	1,618	8.1	19	2	9.5	823	117	7.0	100	47	2.1
403	Rangamati RWH	Jurai Chhari	12,588	1,865	6.7	14,090	1,968	7.2	37	5	7.4	478	161	3.0	100	18	5.6
404	Rangamati RWH	Kaptai	14,100	4,604	3.1	5,760	1,836	3.1	60	2	30.0	939	358	2.6	50	17	2.9
405	Rangamati RWH	Kawkhali (betbunia)	5,552	2,626	2.1	5,625	2,452	2.3	24	10	2.4	373	426	0.9	130	37	3.5
406	Rangamati RWH	Langadu	9,270	5,329	1.7	15,503	3,809	4.1	25	12	2.1	1,207	334	3.6	150	32	4.7
407	Rangamati RWH	Naniarchar	17,508	4,224	4.1	14,445	4,128	3.5	25	3	8.3	657	301	2.2	35	10	3.5
408	Rangamati RWH	Rajasthali	3,932	1,109	3.5	6,855	1,190	5.8	59	2	29.5	1,014	79	12.8	65	10	6.5
409	Rangamati RWH	Rangamati Sadar	25,948	7,951	3.3	26,871	6,488	4.1	97	48	2.0	1,660	661	2.5	110	41	2.7
410	Rangpur RWH	Aditmari	171,500	11,199	15.3	354,500	14,943	23.7	213	74	2.9	6,735	2,967	2.3	100	82	1.2
411	Rangpur RWH	Badarganj	51,064	13,255	3.9	140,320	21,325	6.6	85	39	2.2	4,740	2,084	2.3	50	62	0.8
412	Rangpur RWH	Bhurungamari	56,865	14,892	3.8	505,340	15,854	31.9	73	23	3.2	7,504	3,696	2.0	50	56	0.9
413	Rangpur RWH	Chilmari	82,232	12,474	6.6	375,970	8,948	42.0	83	15	5.5	2,197	1,025	2.1	50	45	1.1
414	Rangpur RWH	Dimla	180,504	8,024	22.5	243,070	18,791	12.9	113	48	2.4	4,057	1,882	2.2	700	66	10.6
415	Rangpur RWH	Domar	72,948	7,508	9.7	209,392	13,533	15.5	45	12	3.8	4,351	2,016	2.2	100	60	1.7
416	Rangpur RWH	Fulchhari	17,108	6,194	2.8	56,275	7,095	7.9	42	17	2.5	3,884	1,846	2.1	100	57	1.8
417	Rangpur RWH	Gaibandha Sadar	39,286	16,556	2.4	34,650	24,941	1.4	38	17	2.2	8,251	3,806	2.2	10	237	0.0
418	Rangpur RWH	Gangachara	43,613	12,310	3.5	105,690	20,949	5.0	116	45	2.6	9,212	4,447	2.1	0	100	0.0
419	Rangpur RWH	Gobindaganj	426,311	13,218	32.3	28,889	23,330	1.2	27	4	6.8	5,963	1,885	3.2	100	57	1.8
420	Rangpur RWH	Hatibandha	160,954	8,226	19.6	247,960	9,344	26.5	90	32	2.8	3,664	2,003	1.8	50	75	0.7
421	Rangpur RWH	Jaldhaka	69,864	14,594	4.8	187,680	23,741	7.9	51	24	2.1	8,031	3,752	2.1	250	68	3.7
422	Rangpur RWH	Kaliganj	222,284	5,710	38.9	237,600	9,471	25.1	127	54	2.4	2,786	1,465	1.9	0	58	0.0
423	Rangpur RWH	Kaunia	29,700	10,561	2.8	449,140	8,625	52.1	41	15	2.7	4,864	2,102	2.3	300	53	5.7
424	Rangpur RWH	Kishoreganj	231,000	5,288	43.7	272,880	15,080	18.1	77	23	3.3	2,950	1,540	1.9	350	67	5.2
425	Rangpur RWH	Kurigram Sadar	25,460	13,078	1.9	42,190	9,801	4.3	67	31	2.2	4,787	2,428	2.0	100	38	2.6



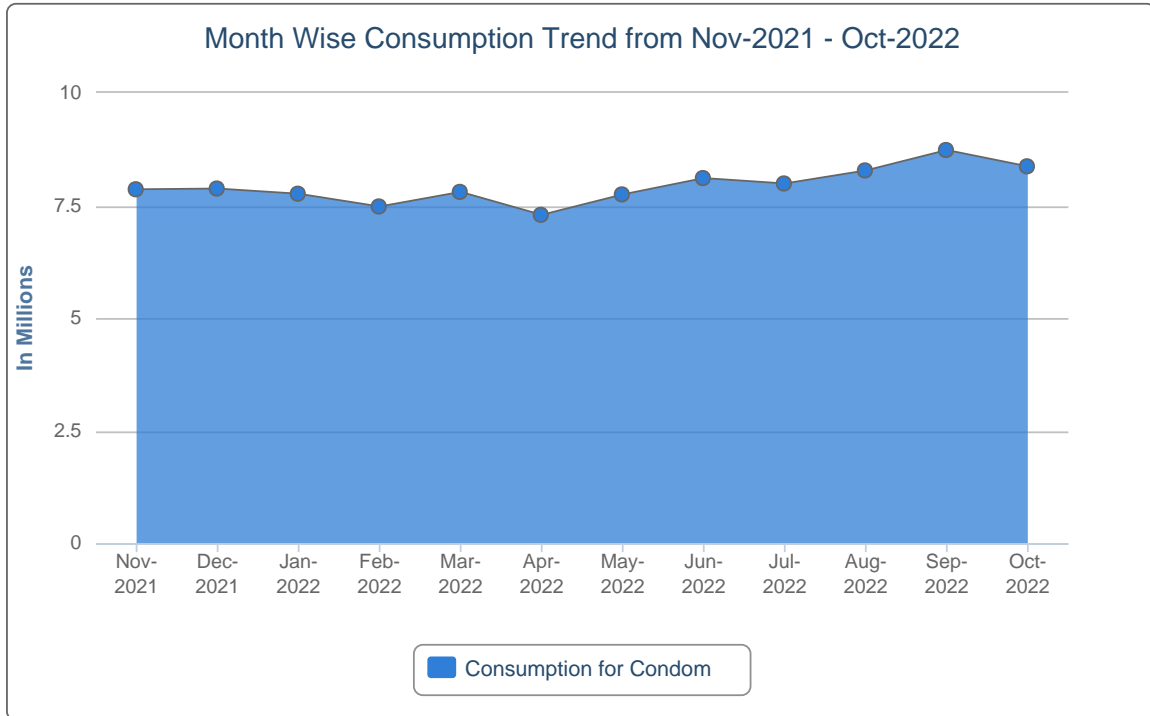
SL	Warehouse Name	Upazila Name	Condom			Shukhi			IUD			Injectables			Implant		
			CBL	AMD	MOS	CBL	AMD	MOS	CBL	AMD	MOS	CBL	AMD	MOS	CBL	AMD	MOS
426	Rangpur RWH	Lalmonirhat Sadar	25,028	9,635	2.6	65,320	13,965	4.7	39	21	1.9	6,773	3,104	2.2	0	101	0.0
427	Rangpur RWH	Mitha Pukur	38,208	15,732	2.4	481,934	24,147	20.0	24	3	8.0	4,828	2,319	2.1	0	96	0.0
428	Rangpur RWH	Nageshwari	32,700	15,099	2.2	327,840	27,094	12.1	53	39	1.4	8,713	4,540	1.9	110	58	1.9
429	Rangpur RWH	Nilphamari Sadar	19,572	11,983	1.6	62,550	27,155	2.3	148	63	2.3	6,295	3,138	2.0	300	65	4.6
430	Rangpur RWH	Palashbari	21,319	8,515	2.5	25,657	14,526	1.8	17	7	2.4	4,348	1,971	2.2	100	64	1.6
431	Rangpur RWH	Patgram	163,236	5,954	27.4	156,780	10,510	14.9	77	12	6.4	3,994	2,056	1.9	100	51	2.0
432	Rangpur RWH	Phulbari	216,700	6,224	34.8	119,730	11,504	10.4	164	77	2.1	5,812	2,782	2.1	200	47	4.3
433	Rangpur RWH	Pirgachha	15,900	10,770	1.5	90,280	12,490	7.2	80	53	1.5	4,550	2,187	2.1	150	84	1.8
434	Rangpur RWH	Pirganj	88,948	20,481	4.3	50,400	27,145	1.9	95	41	2.3	5,300	2,181	2.4	700	116	6.0
435	Rangpur RWH	Rajarhat	19,300	7,184	2.7	22,785	15,080	1.5	86	39	2.2	5,290	2,590	2.0	350	58	6.0
436	Rangpur RWH	Rangpur Sadar	61,600	26,093	2.4	68,300	21,223	3.2	104	46	2.3	6,551	3,147	2.1	200	189	1.1
437	Rangpur RWH	Sadullapur	36,204	11,660	3.1	87,970	17,842	4.9	123	19	6.5	6,344	2,947	2.2	50	74	0.7
438	Rangpur RWH	Saghata	31,200	11,199	2.8	39,930	19,754	2.0	36	6	6.0	3,096	1,516	2.0	200	37	5.4
439	Rangpur RWH	Saidpur	31,732	10,677	3.0	64,475	8,759	7.4	27	7	3.9	2,565	1,197	2.1	100	37	2.7
440	Rangpur RWH	Sundarganj	61,636	24,536	2.5	200,640	33,688	6.0	146	61	2.4	15,984	7,531	2.1	900	220	4.1
441	Rangpur RWH	Taraganj	137,664	8,384	16.4	244,975	8,552	28.6	26	6	4.3	3,149	1,141	2.8	300	111	2.7
442	Rangpur RWH	Ulipur	46,628	18,482	2.5	41,700	27,923	1.5	51	15	3.4	6,880	3,326	2.1	300	45	6.7
443	Sylhet RWH	Ajmiriganj	23,440	7,745	3.0	22,980	7,597	3.0	245	3	81.7	1,773	626	2.8	200	46	4.3
444	Sylhet RWH	Bahubal	8,382	6,752	1.2	10,335	5,744	1.8	149	5	29.8	1,419	541	2.6	200	39	5.1
445	Sylhet RWH	Balaganj	80,500	15,780	5.1	34,370	5,234	6.6	169	2	84.5	3,456	1,147	3.0	108	28	3.9
446	Sylhet RWH	Baniachong	42,630	8,872	4.8	24,555	10,956	2.2	70	11	6.4	2,367	743	3.2	50	77	0.6
447	Sylhet RWH	Barlekha	66,400	9,045	7.3	23,460	6,583	3.6	135	2	67.5	1,389	598	2.3	100	33	3.0
448	Sylhet RWH	Beani Bazar	24,662	12,193	2.0	7,085	3,862	1.8	163	6	27.2	1,153	541	2.1	5	69	0.1
449	Sylhet RWH	Bishwambarpur	22,400	9,061	2.5	19,190	7,314	2.6	90	12	7.5	2,378	1,023	2.3	300	35	8.6
450	Sylhet RWH	Bishwanath	36,800	9,915	3.7	10,125	4,072	2.5	153	12	12.8	1,188	534	2.2	220	38	5.8

SL	Warehouse Name	Upazila Name	Condom			Shukhi			IUD			Injectables			Implant		
			CBL	AMD	MOS	CBL	AMD	MOS	CBL	AMD	MOS	CBL	AMD	MOS	CBL	AMD	MOS
451	Sylhet RWH	Chhatak	77,892	12,822	6.1	20,535	9,474	2.2	83	28	3.0	1,955	518	3.8	100	60	1.7
452	Sylhet RWH	Chunarughat	48,345	8,675	5.6	24,070	10,760	2.2	100	4	25.0	3,126	1,139	2.7	350	41	8.5
453	Sylhet RWH	Companiganj	28,400	11,937	2.4	9,120	6,631	1.4	280	4	70.0	3,200	1,170	2.7	100	45	2.2
454	Sylhet RWH	Dakshin Sunamganj	33,500	8,570	3.9	32,890	5,990	5.5	233	6	38.8	1,282	668	1.9	110	52	2.1
455	Sylhet RWH	Dakshin Surma	80,500	36,312	2.2	11,570	7,571	1.5	231	3	77.0	1,968	1,014	1.9	100	33	3.0
456	Sylhet RWH	Derai	65,012	24,885	2.6	9,660	8,016	1.2	67	13	5.2	2,176	786	2.8	377	61	6.2
457	Sylhet RWH	Dowarabazar	57,508	8,791	6.5	11,384	9,298	1.2	268	2	134.0	2,360	745	3.2	151	67	2.3
458	Sylhet RWH	Fenchuganj	54,300	3,666	14.8	5,160	1,396	3.7	170	7	24.3	1,079	245	4.4	100	8	12.5
459	Sylhet RWH	Golapganj	25,442	16,250	1.6	8,710	4,304	2.0	251	11	22.8	2,352	574	4.1	250	36	6.9
460	Sylhet RWH	Gowainghat	46,800	17,058	2.7	25,210	9,399	2.7	166	8	20.8	4,673	3,067	1.5	50	63	0.8
461	Sylhet RWH	Habiganj Sadar	47,746	22,509	2.1	21,270	15,919	1.3	60	86	0.7	3,872	2,082	1.9	5	50	0.1
462	Sylhet RWH	Jagannathpur	48,396	11,534	4.2	15,990	6,678	2.4	148	8	18.5	725	395	1.8	257	81	3.2
463	Sylhet RWH	Jaintiapur	23,400	11,861	2.0	10,500	6,365	1.6	50	16	3.1	4,100	2,425	1.7	50	31	1.6
464	Sylhet RWH	Jamalganj	42,600	12,335	3.5	8,680	10,079	0.9	219	3	73.0	2,601	1,149	2.3	100	33	3.0
465	Sylhet RWH	Juri	43,200	7,587	5.7	23,385	5,221	4.5	151	13	11.6	850	394	2.2	150	71	2.1
466	Sylhet RWH	Kamalganj	54,600	12,238	4.5	10,630	9,097	1.2	100	25	4.0	2,225	933	2.4	200	67	3.0
467	Sylhet RWH	Kanaighat	51,948	25,298	2.1	23,030	10,998	2.1	223	4	55.8	5,641	2,730	2.1	100	25	4.0
468	Sylhet RWH	Kulaura	64,424	9,772	6.6	14,055	8,487	1.7	196	3	65.3	3,528	1,994	1.8	150	13	11.5
469	Sylhet RWH	Lakhai	32,843	5,637	5.8	8,440	5,952	1.4	158	4	39.5	3,459	551	6.3	245	66	3.7
470	Sylhet RWH	Madhabpur	91,000	8,999	10.1	15,953	12,644	1.3	164	2	82.0	1,493	883	1.7	55	50	1.1
471	Sylhet RWH	Maulvibazar Sadar	26,232	12,481	2.1	13,450	9,259	1.5	167	49	3.4	1,946	925	2.1	240	41	5.9
472	Sylhet RWH	Nabiganj	25,700	8,457	3.0	26,060	10,075	2.6	152	13	11.7	1,443	531	2.7	100	67	1.5
473	Sylhet RWH	Osmaninagar	55,500	10,297	5.4	14,700	3,392	4.3	164	1	164.0	2,166	728	3.0	100	30	3.3
474	Sylhet RWH	Rajnagar	65,100	11,714	5.6	11,905	10,320	1.2	237	4	59.3	1,968	1,086	1.8	50	67	0.7
475	Sylhet RWH	Sreemangal	31,800	14,392	2.2	16,665	13,631	1.2	35	35	1.0	2,348	1,323	1.8	100	85	1.2

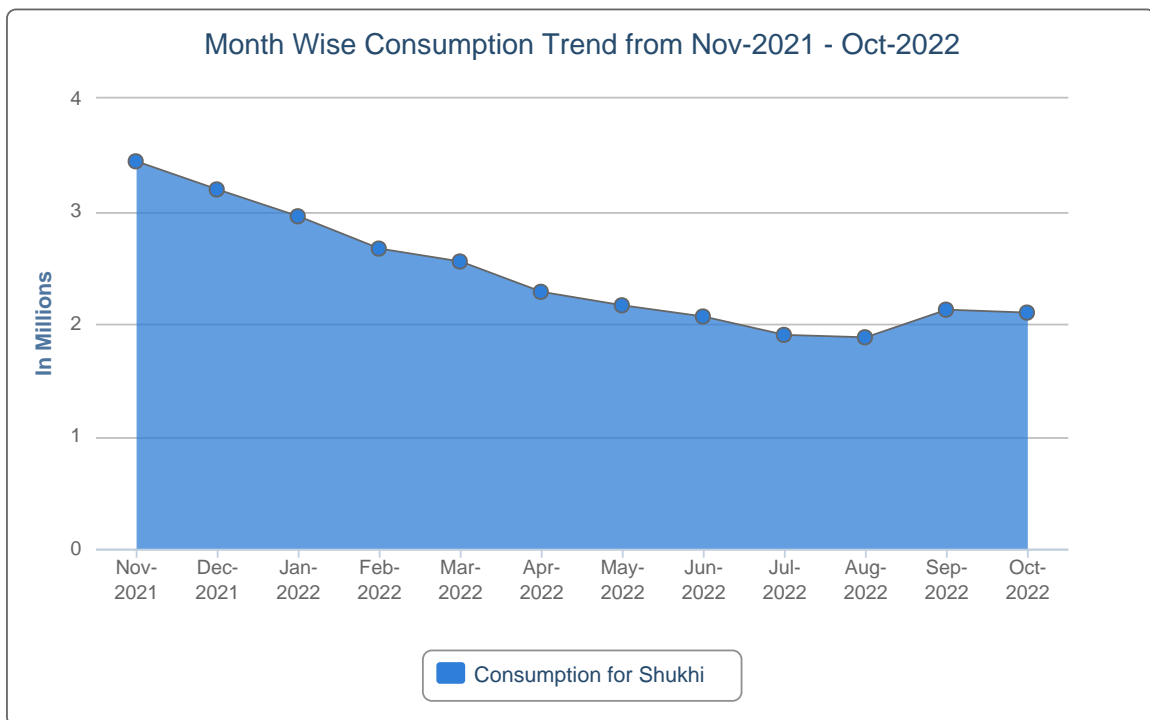
SL	Warehouse Name	Upazila Name	Condom			Shukhi			IUD			Injectables			Implant		
			CBL	AMD	MOS	CBL	AMD	MOS	CBL	AMD	MOS	CBL	AMD	MOS	CBL	AMD	MOS
476	Sylhet RWH	Sulla	18,300	9,950	1.8	10,680	4,823	2.2	120	2	60.0	1,604	405	4.0	200	44	4.5
477	Sylhet RWH	Sunamganj Sadar	63,504	9,222	6.9	12,340	6,637	1.9	100	34	2.9	2,819	1,059	2.7	300	50	6.0
478	Sylhet RWH	Sylhet Sadar	131,696	68,191	1.9	99,390	38,790	2.6	303	73	4.2	8,741	11,081	0.8	127	195	0.7
479	Sylhet RWH	Tahirpur	41,412	12,776	3.2	19,160	9,566	2.0	66	6	11.0	2,968	822	3.6	150	62	2.4
480	Sylhet RWH	Zakiganj	51,812	21,133	2.5	15,887	7,071	2.2	178	4	44.5	2,664	1,153	2.3	150	80	1.9
481	Tangail RWH	Basail	59,036	7,210	8.2	46,555	6,144	7.6	86	17	5.1	68	889	0.1	0	68	0.0
482	Tangail RWH	Bhuapur	50,800	22,208	2.3	24,255	9,419	2.6	200	12	16.7	716	1,614	0.4	700	65	10.8
483	Tangail RWH	Chauhali	42,264	14,614	2.9	33,320	6,804	4.9	353	9	39.2	4,496	1,276	3.5	451	37	12.2
484	Tangail RWH	Delduar	43,800	9,032	4.8	82,785	7,734	10.7	270	14	19.3	1,530	806	1.9	330	50	6.6
485	Tangail RWH	Dhanbari	3,900	6,632	0.6	960	6,455	0.1	157	19	8.3	128	1,118	0.1	300	32	9.4
486	Tangail RWH	Ghatail	46,200	29,891	1.5	28,800	25,730	1.1	530	11	48.2	1,327	3,047	0.4	100	84	1.2
487	Tangail RWH	Gopalpur	28,904	16,190	1.8	52,900	11,617	4.6	164	11	14.9	2,158	1,200	1.8	100	87	1.1
488	Tangail RWH	Kalihati	110,600	22,229	5.0	37,030	19,711	1.9	238	30	7.9	3,644	3,336	1.1	50	53	0.9
489	Tangail RWH	Madhupur	131,700	16,563	8.0	18,495	19,260	1.0	296	19	15.6	7,599	2,149	3.5	100	74	1.4
490	Tangail RWH	Mirzapur	51,720	25,839	2.0	219,580	19,577	11.2	563	23	24.5	2,689	1,110	2.4	100	63	1.6
491	Tangail RWH	Nagarpur	37,412	24,420	1.5	72,060	18,566	3.9	160	21	7.6	5,926	1,117	5.3	900	109	8.3
492	Tangail RWH	Sakhipur	26,200	22,224	1.2	16,975	22,050	0.8	100	18	5.6	1,017	1,034	1.0	100	29	3.4
493	Tangail RWH	Tangail Sadar	85,800	59,707	1.4	34,575	23,289	1.5	82	41	2.0	5,223	3,653	1.4	200	130	1.5

## 7. Month-wise Consumption Trend

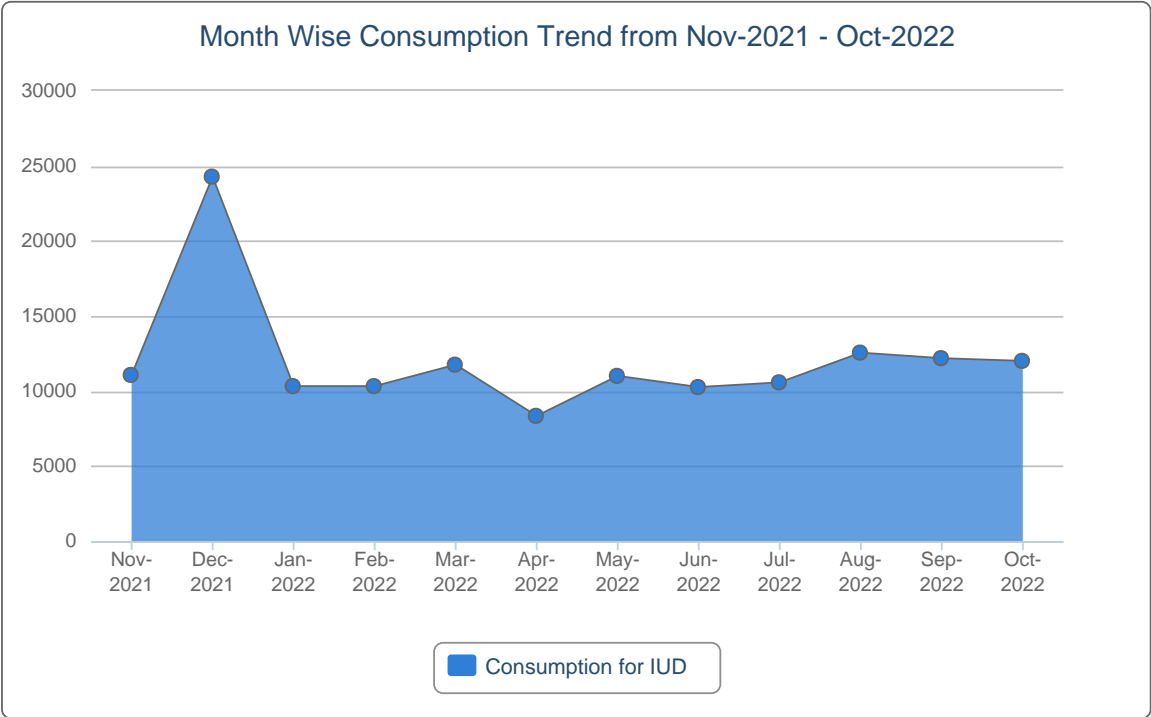
7(a).



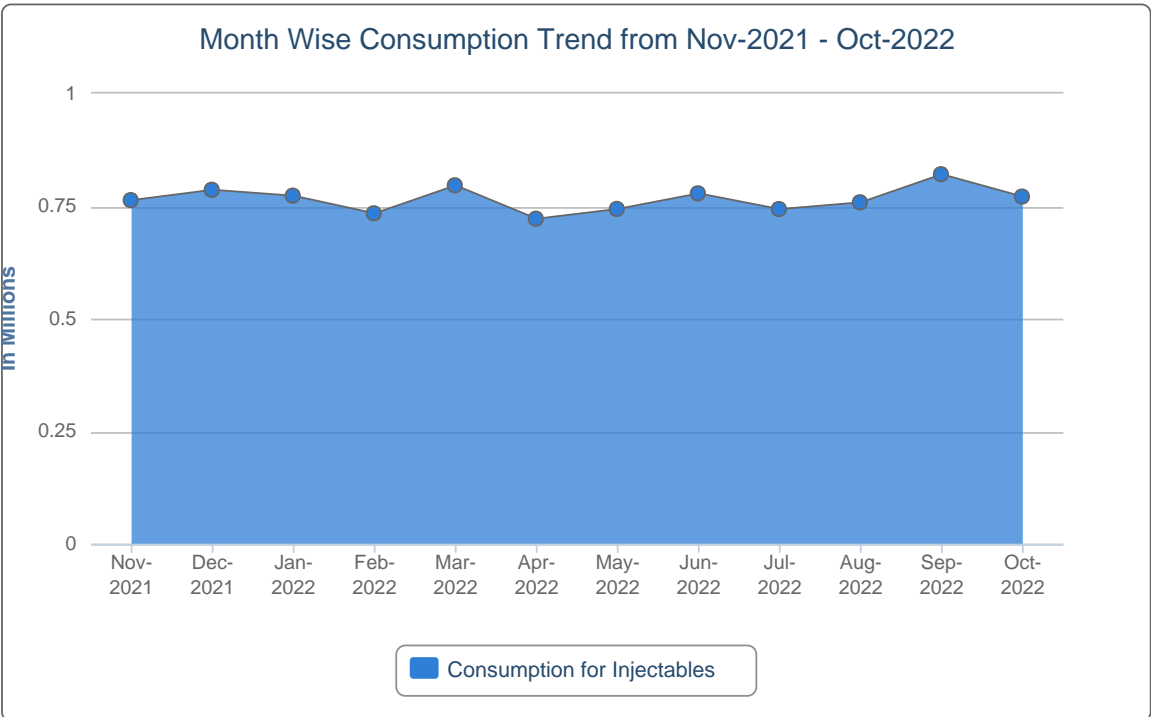
7(b).



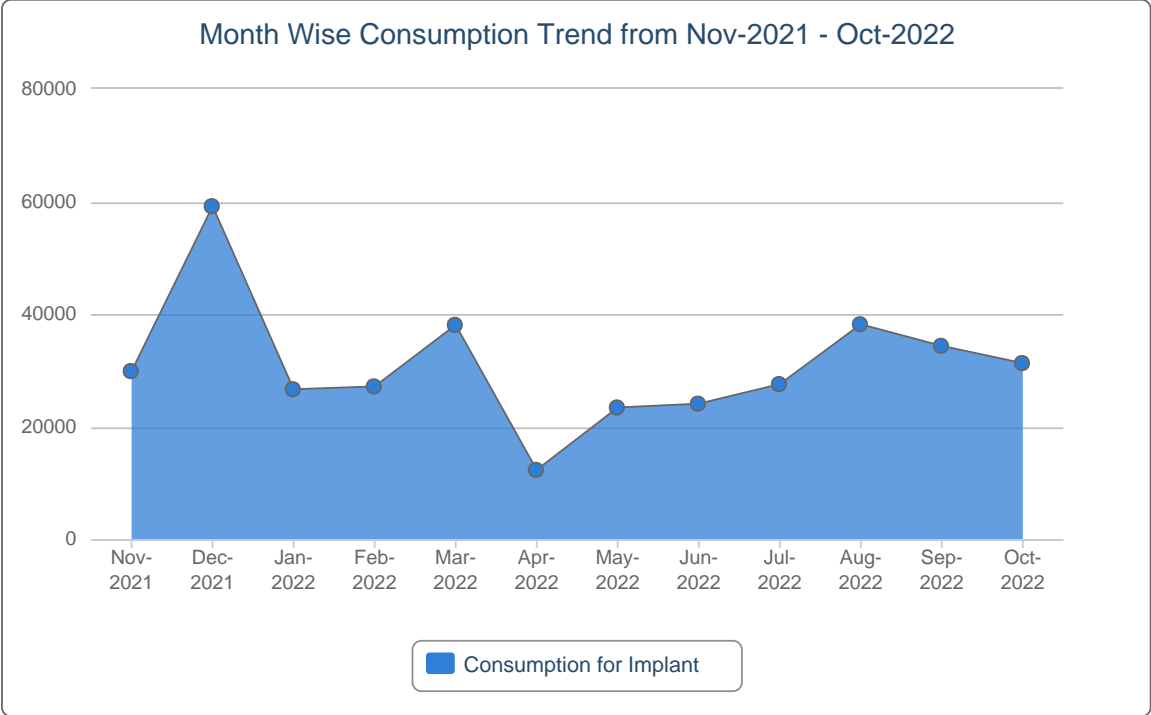
7(c).



7(d).



7(e).



## 8. Report on Upazila and Warehouse Having Stock Out in reported month

SL	Products Name	No of Stockout WH	% of Stockout WH	No of Stockout Upazila Store	% of Stockout Upazila Store	No of Stockout Upazila Field	% of Stockout Upazila Field
1	Condom	0	0%	0	0%	0	0%
2	Oral Pill (Total)	0	0%	0	0%	0	0%
3	IUD	0	0%	0	0%	0	0%
4	Injectables	0	0%	0	0%	0	0%
5	Implant (Total)	0	0%	-	-	0	0%

### List of Stock Out Warehouses

SL	Commodity	Warehouse	Phone
<i>No StockOut in Warehouse</i>			

### List of StockOut Upazilas

SL	Commodity	Warehouse	District	Upazila	Phone
<i>No Stockout in Upazila</i>					

“ছেলে হোক, মেয়ে হোক,  
দু’টি সন্তানই যথেষ্ট”

**Management Information System (MIS)**  
**Directorate General of Family Planning (DGFP)**  
6, Kawran Bazar, Dhaka- 1215  
Email: dirmis@dgfp.gov.bd, dirls@dgfp.gov.bd  
www.dgfp.gov.bd, www.scmpbd.org

*If you need more information, please visit at <https://www.scmpbd.org>*