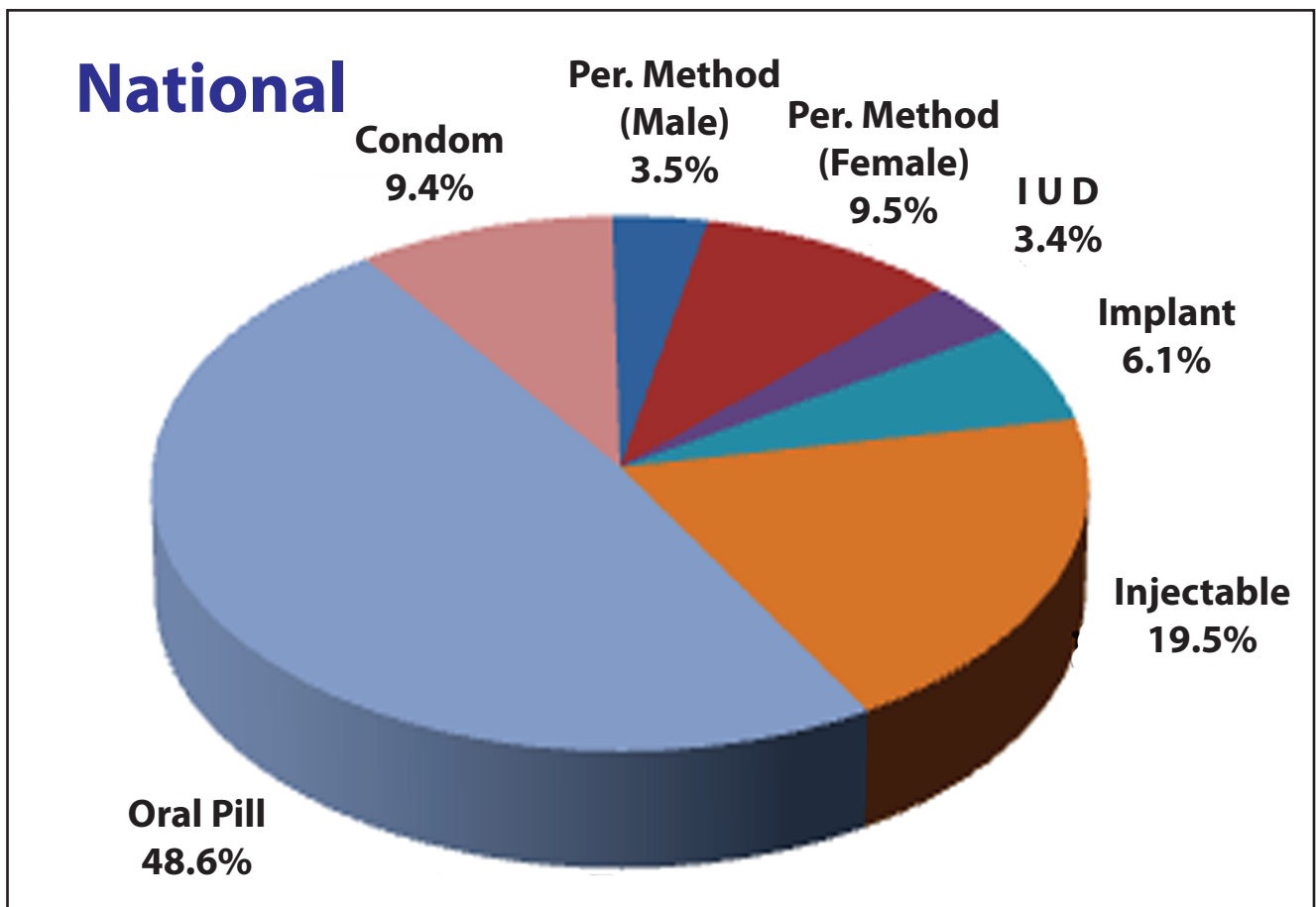


ছেলে বোক, মেয়ে বোক  
দু'টি সন্তানই যথেষ্ট

# MONTHLY REPORT ON FAMILY PLANNING, MATERNAL & CHILD HEALTH, REPRODUCTIVE HEALTH AND NUTRITION SERVICES March 2021

## Method-Mix for the month of March 2021



## Preface

I am very much delighted to publish the monthly report of March/2021 of Management Information System (MIS) of Directorate General of Family Planning (DGFP). This monthly report displays our continuous effort to preserve quality data which can be used as a major tool kit for better management and evidence based decision making. The report consists of several information on demographic data associated with family planning, maternal & child health, reproductive health and nutrition services across the country. The report is a regular monthly issue designed to incorporate monthly service statistical progress at district and upazila level.

MIS Unit of Directorate General of Family Planning consists of three sub systems namely Service Statistics (SS), Logistic Management Information System (LMIS) and Human Resource Information System (HRIS). In the year 2011, MIS Unit has developed web-based software to collect, collate and compile service statistics from field level. Online reporting is already an established system at upazila level and we have a plan to scale up e-MIS report at all administrative tiers across the country under 4<sup>th</sup> sector program.

It is important to mention that this monthly report provides mainly service statistics information received from field workers, service delivery points and NGOs. Generally, the objectives of MIS are to develop and strengthen reliable information management system. We are hopeful that this report will help the users at all levels to compare and analyze the latest information on family planning, maternal, child and adolescent health.

Finally, I convey my sincere thanks to the personnel of MIS Unit who have made diligent effort to prepare this report in time. I cordially request all the users of this monthly report to provide their valuable suggestions and feedback (if any) through the e-mail address ([dirmis@dgfp.gov.bd](mailto:dirmis@dgfp.gov.bd)) for its further improvement.

Khan Md. Rezaul Karim  
Joint Secretary, MEFWD

And

Director (MIS) & Line Director  
Directorate General of Family Planning

# Table of Contents

<b><u>Sl. No</u></b>	<b><u>Contents</u></b>	<b><u>Page #</u></b>
1.	At a glance of FP Performance for the month of February 2021 and March 2021.....	02
2.	At a glance of the MCH and Reproductive Health Services for the month February.'21 and March.'21...	03
3.	At a glance of the Nutrition services for the month of February 2021 and March 2021.....	04
4.	Introduction .....	05
5.	Family Planning Performance (CAR Related) .....	05
6.	MCH Performance .....	05
7.	Nutrition Programs of the Directorate General of Family Planning .....	06
8.	Highlights March 2021 .....	06
9.	Table Analysis .....	07
10.	Remarks .....	09
11.	Clarification about some information .....	09
12.	Highest and Lowest Performing districts in clinical methods .....	10
13.	National Projection, Performance and Achievement Rate of Contraceptive Methods .....	11
14.	List of Division according to descending order of Achievement Rate against their projections of Clinical Methods for the period July 2020 to March 2021.....	11
15.	List of 3(three) districts achieved the highest Achievement Rate of Clinical Methods against their Projections for the period July 2020 to March 2021.....	11
16.	List of 3(three) districts achieved the lowest Achievement Rate of Clinical Methods against their Projections for the period July'20 to March'21	11
17.	Comparative Statement of contraceptives performance for the period between July19 to March 20 and July20 to March 21.....	12
18.	Performance & Distribution of Contraceptives by Method for the month of February 21 to March21	12
19.	Contribution of Government, NGOs and Multisectors in respect of Contraceptive Performance during March 2021.....	12
21.	Division wise and NGOs and Multisectors wise Contraceptive Performance for the month of March	13
21.	District wise Projection, Performance and Achievement Rate of Permanent and Long Acting Methods	17
22.	District wise Projection, Performance and Achievement Rate of Short Acting Methods .....	19
23.	Method wise Users (Normal & Postpartum as Old, New, Dropout, Postpartum Expire)and CAR by District at the end of March 2021.....	21
24.	Number of New and Total Acceptors up to the end of February 2021 and March 2021.....	33
25.	CAR (%) by Division up to the end of February 2021 and March 2021.....	33
26.	District by Range of CAR up to the end of March 2021.....	34
27.	District by Range of CAR up to the end of March 2021.....	34
28.	List of Upaziala achieved CAR >70% up to the end of March 2021.....	35
29.	List of Upaziala achieved CAR 60-70% up to the end of March 2021.....	38
30.	Method wise numbers of Dropout and Switch Over by Division up to the end of March'21 and March'21	39
31.	Contraceptive acceptors and acceptance Rate by Division up to the end of February'21 and March'21....	39
32.	Status of Contraceptive Method-Mix based on CAR at the end of the month of March 2021.	39
33.	Pie-Chart of Method-Mix for the month of March 2021.....	40
34.	Performance by type of MCH services for the month of February'21 and March'21	41
35.	Performance by type of Nutrition services for the month of February'21 and March'21.....	42
36.	Summary of the Couples and Acceptors by Month since March 2021...	43
37.	Performance of RH-EOC of MCWCs, MCHTI & MFSTC for the month of March 2021.....	45
38.	City Corporation wise Contraceptive Acceptors and Acceptance Rate(CAR) (Partial) at the end of the month of March 2021.....	47

## At a glance of the FP Performance for the Month of February 2021 and March 2021

Indicators	February	March
Numbers of Total Eligible Couple (Including Part of the city Corporation)	27688431	27684841
Numbers of Total Acceptors (Including Part of the city Corporation)	21747002	21751952
CAR(%) (Contraceptive Acceptance Rate)	78.54	78.57
<b>Method specific acceptors (Cumulative) :</b>		
Permanent Method (Male) Postpartum	2651	2871
Permanent Method (Male)	742691	740970
Permanent Method (Female) Postpartum	78643	80583
Permanent Method (Female)	2079214	2080630
Permanent Method (Total)	2821905	2821600
IUD (Postpartum Users)	30502	31197
IUD (Total Users)	735168	736331
Implant (Postpartum Users)	80884	83508
Implant (Total Users)	1390094	1399906
Injectable (Postpartum Acceptors)	180047	181131
Injectable (Total Acceptors)	4216048	4215792
Oral Pill (Postpartum Acceptors)	556924	559826
Oral Pill (Total Acceptors)	10531331	10527422
Condom (Postpartum Acceptors)	158542	159823
Condom (Total Acceptors)	2052456	2050901
<b>Method specific new acceptors :</b>		
Permanent Method (Male)	931	1244
Permanent Method (Female)	6371	7319
Permanent Method (Total)	7302	8563
IUD (New Users)	6489	10038
Implant (New Users)	21604	32773
Injectable (New Acceptors)	53483	54661
Oral Pill (New Acceptors)	109497	111940
Condom (New Acceptors)	40289	40887
Number of Districts reported	64	64
Number of Upazilas reported	490	490
<b>Range of CAR (%)</b>	<b>No. of Districts</b>	
	<b>February</b>	<b>March</b>
00 - 59	0	0
60 - 69	0	0
70 & above	64	64
<b>Contraceptive performance and distribution by methods (Absolute Performance) :</b>		
Permanent Method (Male - cases)	1817	2366
Permanent Method (Female - cases)	6112	7618
Permanent Method (Total - cases)	7929	9984
IUD (Nos.)	10855	17299
Implant (Nos.)	29604	44752
Injectable (Doses)	781847	813214
Oral Pill (Cycles)	5519179	5568173
Condom (Pieces)	7964564	8281522

## At a glance of the MCH and Reproductive Health Services for the Month of February 2021 and March 2021

Services		February.'21	March.'21
Number of Pregnant Women		883733	883698
Number of High Risk/Complicated Pregnant Mother		5233	5285
Antenatal Care	1st visit (Within 4 Month)	143671	163962
	2nd visit (within 6 Month)	110777	113635
	3rd visit (within 8 Month)	87969	95750
	4th visit (within 9 Month)	79405	79917
<b>Institutional Delivery</b> (MCHTI, MFSTC, FWVTI-Raj, MCWC, UHC, UH&FWC &NGOClinics)	Normal	44719	44874
	C-section	39883	40605
	Total Delivery	84602	85479
<b>Non-institutional Delivery</b>	At Home by Trained Persons	34782	33836
	At Home by Non-Trained Persons	11665	11876
	Total Delivery	46447	45712
<b>*Total Live Births</b>		110065	108795
<b>Postnatal Care</b>	PNC-1 (within 24 Hour)	37401	38214
	PNC-2 (within 2-3 day)	33869	34373
	PNC-3 (within 7-4 day)	35735	37283
	PNC-4 (within 42-48 day)	45704	45120
Postnatal care by trained person till two days in Home Delivery		5004	5129
No. of uses 7.1% chlorhexidine digluconate for umbilical cord care		32881	33589
TT for Woman (5-49)	1st dose	114128	114431
	2nd dose	117486	115111
	3rd dose	107790	110968
	4th dose	101278	102953
	5th dose	99926	101787
Immunization	BCG	138409	138688
	PCV 1	150260	149749
	PCV 2	151504	153456
	PCV 3	148987	151846
	MR Vaccine 1st Dose	135423	134231
	MR Vaccine 2nd Dose	130170	132343
Number of ECP acceptors		9193	9314
Number of MR done ( Both Govt. & NGOs)		3398	2112
General Treatment		2331083	2457938
Still Births ( including MCHTI, MFSTC & FWVTI-Raj)		187	171
<b>Death</b>	Neonatal death (0-28 days)	247	299
	Infant Death (29Days to below 1Year)	109	104
	Child Death (1 - <5 year)	13	13
	Maternal Death	69	60
	Other Death	27809	25423
	Total	28238	25899
No. of Health Education in UH&FWC		6541	5858

\* Live births conducted at Govt. MCH, DH, MCWC, UHC, UH&FWC, NGOs & Home. The information is collected by FWAs through field visit.

## At a glance of the Nutrition services for the Month of February 2021 and March 2021

Services		Performance	
		February.'21	March.'21
<b>Nutrition Services for Pregnant Women, 0-59 months aged child and Mother</b>	Counseling on IYCF, IFA, Vitamin-A and Hand washinh	640927	664802
	Number of mother Received IFA & Calcium Tablet	162459	157278
	Received MNP Sachet (6-23 months)	16397	17995
	Exclusive Breast feeding up to 6 months	164838	176197
	Complimentary feeding after 6 months	182643	188959
	Feeding Tablet Vitamin A (6-59months Child)	5000	4409
	Received Tablet anti-helminthics (24-59months Child)	66226	60107
	Feeding Zink pill with ORS suffering form diarrhoea	4487	4146
	Identifying Suffering from MAM	8565	8322
	Suffering from SAM & Referred	2176	1577
	Identifying Child Stunting	3132	3080
	Identifying Child Wasting	2934	2794
	Identifying Child Under weight	3935	3741

## SUMMARY

### Introduction

Bangladesh is divided into eight administrative divisions: Dhaka, Chattogram, Rajshahi, Khulna, Barishal, Sylhet, Rangpur and Mymensingh. Each division is divided into several districts and each district into several upazilas. Each urban area in an upazila is divided into wards. Upazilas are divided into Union Parishads (UPs) and Poursavas. These divisions allow the country as a whole to be separated into rural and urban areas. Management Information System (MIS) has been operational under the Directorate General of Family Planning (DGFP) for a long time. The report of the Contraceptive Performance, MCH, Reproductive Health and Nutrition services is used to be published each month from MIS Unit on the basis of Service Statistics received from the field workers, service delivery clinics and NGOs. Erstwhile Family Welfare Register, however, is the principal source of performance statistics. This report is prepared on the basis of FWA Registers (9th Edition) and Clinic Report. Most of the FWAs visit their working area once in every two months. It is a continuous process. FWA register is modified/updated in every three years.

There is a reporting system to collect the information from the field. MIS Reporting Form-1 is filled up by the FWAs and submitted the same to FPIs. FPI fills up the MIS reporting Form-2 by compiling of all the FWAs (MIS Form-1) report and submits to UFPO office. MIS reporting Form-3 (clinical) is filled up by MO (clinic)/ (MCH-FP)/ (FW)/SACMO/ FWV and is submitted to UFPO office. NGOs of the respective area submit their report to UFPO office through MIS reporting Form-2 and 3 as their requirement. All the reporting Form-2 and 3 are compiled by UFPO office and filled up reporting Form-4 (union wise) and is entered in online web based software (SS). District FP Office reviews and submits that report. It provides information of contraceptive use status of eligible couples and different types of MCH, Reproductive Health and Nutrition services. MIS performance report is primarily used by different level of program managers and supervisors engaged in implementing the Family Planning, MCH, RH and Nutrition program in the country. Besides, different policy makers, decision makers, donor agencies, Development Partners, researchers and other users also use this report.

### Family Planning Performance (CAR related):

Performance reports of March 2021 have been received from all the 64 districts of the country. During the month of March 2021 total numbers of eligible couple were found to be as 27684841 against 27688431 in the previous month. Performances of NGOs are also included in the report as reported by the Upazila Offices. A total of acceptors are 21751952 reported in the month of March'21 as against 217477002 in February'21. The Contraceptive Acceptance Rate (CAR) achieved at the end of the reporting month for six modern methods (Permanent Method, IUD, Implant, Injectable, Oral Pill and Condom) is 78.57% which was 78.54 % in February'21. Method Specific Acceptors (Cumulative), Method Specific New Acceptors and Contraceptive distribution by Methods are shown in the summary sheet. It March be noted that the contraceptive acceptance rate is an estimate, based on the client contact and the status of contraceptive acceptance as reported by the field workers based on the entries made in the FWA register. The Contraceptive Prevalence Rate (CPR), on the other hand, is based on periodic surveys that are made on precise statistical procedures.

The acceptance rate is a tentative rate and varies from month to month because of reporting status and coverage. This rate is usually higher than the Contraceptive Prevalence Rate (CPR). CAR is generally used to monitor as a management tool 'on-going' program performance in the country. It is not so much used to evaluate the program impact or goals, which is done by periodical scientific surveys.

## **MCH Performance:**

In the month of March'21, 883698 pregnant women have been registered. Total number of 5,285 pregnant women referred to hospital for their complications. Total no. 186508 patient received services for RTI/STI. Dose-wise TT for Women (15-49 yrs.) and OPV & Pentavalent vaccines were shown in the summary sheet. BCG vaccines were given to 138688 infants during March'21. Visit-wise SAntenatal Care is also shown in the summary sheet both of February 2021 and March 2021. Postnatal Care is shown in the summary sheet both February 2021 and March 2021. Number of delivery conducted by the clinics is 85479. Total numbers of delivery at home 33836 by trained personnel and 11876 by non-trained personnel. Still Birth is recorded 171 in March'21 and in the previous month it was 187. Neo-natal deaths (0-28 days) & Infant deaths (29 days- <1yr.) are recorded to be 299 and 104 in the month of March'21 where these were 247 and 109 in February'21 respectively. A total of 13 child-deaths (1-<5 yrs.) have been reported in the month of March'21 as against 13 in February. Maternal deaths were reported 60 during the month of March'21 which was 69 in February'21. The other deaths were reported 25423 in March'21 but in February'21 the number of such deaths was 27809. General treatments were rendered to 2457938 and 2331083 patients in the month of March'21 and February'21 respectively. In March'21 number of ECP acceptors was 9314 but in February'21 it was 9193. MR done in the reporting month is 2112 but in February'21 it was 3398. Performance of MCHTI, MFSTC, MCWCs and FWVTI-Rajshahi is also included in the report.

## **Nutrition Programs of the Directorate General of Family Planning**

Country wide nutrition service is going on through National Nutrition Services (NNS) Operational Plan of DGHS under Health Services Division of MOHFW. DGFP is also playing vital role for implementation of nutrition services whole over the country and is rendering nutrition services at field level where activities like MCH services, Adolescent and Family Planning Program is going on. By this time coordination with IPHN and cooperation with "Global Alliance for Improved Nutrition (GAIN), UNICEF and Alive & Thrive" comprehensive nutrition services are running in 91 upazillas of 11 districts through MCH Services Unit of DGFP.

### **Highlights March 2021**

- a) National Contraceptive Acceptance Rate (CAR) based on visited eligible Couples 27684841 is found to be 78.57%. Rajshahi division has achieved the highest acceptance rate 81.34%, followed by Rangpur division 80.03%. The CAR is found to be 80.01% achieved in Khulna division. The Contraceptive Acceptance Rate has been found to be rather low in Mymensingh 79.32%, Barishal 79.21%, Sylhet 77.54%, Dhaka 77.3% and Chattogram 75.42%.

The highest numbers of Acceptors 4233272 have been reported from Dhaka division followed by 3871935 in Chattogram division, Rajshahi division reported 3461002 acceptors. Acceptors size is however, found much smaller in Rangpur, Khulna, Mymensingh and Sylhet which are 2919585, 2792341, 1801832 and 1355745 respectively and in Barishal division it is 1316240.

- b) Out of 64 reporting districts, all districts have reported contraceptive acceptance rate of 70 percent and above, no district has reported CAR of 60 - 69 percent and no district has reported CAR of < 59 percent.
- c) Out of 490 Upazilas 485 Upazilashave reported CAR at the level >70% and 5 Upazilas have reported CAR level 50-70 percent.

According to the performance of the reporting month (March,21) Dinajpur district recorded the highest achievement rate 142.7%. Joypurhat district has got the 2nd place with 110.5% and Sherpur district has secured the 3rd position with 107.9% of permanent method. Sherpur district has achieved first position with achievement rate 440.9%; Dinajpur district has got the 2nd position with achievement rate 294.0% and Faridpur district has recorded the 3rd position with achievement rate 239.8% in IUD. In Implant JSherpur district has recorded the highest achievement rate with 381.3%, Fridpur district has placed in 2nd position with achievement rate 305.6% and Jhalkati district has got the 3rd position with achievement rate 283.4%.



- d) (Table 21) In March National Nutrition services information collected by FP workers are as follows: Number of 157278 mothers received IFA, No. of 176197 babies (up to 6 months) exclusive breast feeding and No. of 188959 children (6-23 months) feeding complementary foods. No. of 8322 children suffering from MAM and 1577 suffering from SAM and referred. No. of Children Stunting, wasting and under weight are 3080, 2794 and 3741 respectively.
- e) SMC has non reported in March'21.

## Table Analysis:

**Table 1:** Shows contraceptive performance and Achievement Rate in respect of Permanent, Long Acting and Short Acting methods for the reporting month (March'21) and reporting period (July'20 to March'21) against their respective projections. In the reporting month the achievement rates of Permanent method (Male) 45.5%, Permanent method (Female) 75.8% and Permanent method (Total) 59.7%, IUD 81.9%, Implant 119.2%, Injectable 46.9%, Oral Pill 41.8% and Condom 34.6%. From July'20 to March'21 the achievement rates of Permanent method (Male) 28.6%, Permanent method (Female) 67.3% and Permanent method (Total) 51.9%, IUD 58.1%, Implant 86.2%, Injectable 45.7%, Oral Pill 41.7% and Condom 33.8%.

**Table 2:** Shows the divisions according to descending order of achievement rate against their projection of Permanent and Long Acting methods for the period July'20 to March'21.

**Table 3:** Showing the 3 (three) districts which achieved the highest achievement rate against Permanent and Long Acting methods of their projections for the period July'20 to March'21.

**Table 4:** Shows 3 (three) districts which achieved the lowest achievement rate of Permanent and Long Acting methods against their projections for the period July'20 to March'21.

**Table 5:** Comparative statement of contraceptive performance against their projection between the period July'19 to March'20 and July'20 to March'21. The Achievement Rate of Permanent Method (Male) was 47.5% in the period of July'19 to March'20 but it shows the lower rate 28.6% in the current period. So it is decrease 18.8% than that of July'19 to March'20. Permanent Method (Female) was 74.2% in the period July'19 to March'20 but it shows the lower rate 67.3% in the current period. So it is 6.9% decrease than that of July'19 to March'20. Permanent Method (Total) was 63.5% in the period July'19 to March'20, but it shows the lower rate 51.9% in the current period. So it is 11.6% decrease than that of July'19 to March'20. IUD achieved the 73.6% in the reporting period July'19 to March'20 but it shows the lower rate 58.1% in the current period. So it is 15.5% decrease than that of July'19 to March'20. Implant achieved the 105.3% in the reporting period July'19 to March'20 but it shows the lower rate 86.2% in the current period. So it is 14.1% decrease than that of July'19 to March'20. Injectable achieved the 50.7% in the reporting period July'19 to March'20 but in the current period it shows 45.4%. So Injectable is decrease 5.3% than that of July'19 to March'20. Oral Pill achieved the 50.1% in the reporting period July'19 to March'20 but in the current period (July'20 to March'21) it shows 41.5%. In case of Oral Pill 8.7% decrease than that of July'19 to March'20. In case of Condom it achieved 38.7% in the reporting period July'19 to March'20 but in the current period (March'20 to March'21) it shows 33.5%, which is 5.2% increase than that of July'19 to March'20.

**Table 6:** Comparative status of performance and distribution of contraceptive by methods for the month of February'21 and March'21 based on field worker's report. In comparison with that of previous month Permanent Method (male) 30.2%, Permanent Method (Female) 24.6%, Overall Permanent Method (Total) 25.9%, IUD 59.4%, Implant 51.2%, Injectable 4.0% Oral Pill 0.9% and Condom 4.0%.

**Table 7:** Shows the share of Government and NGOs and Multisectors by methods in the overall National performance. Government sector has contributed 57.7% in Permanent Method (Male), 88.6% in Permanent Method (Female), 81.3% in Permanent Method (Total), 87.0% in IUD, 94.2% in Implant, 84.4% in Injectable, 90.5% in Oral Pill and 81.3% in Condom in the reporting month March'21. On the other hand NGOs and Multisectors have contributed 42.3% in Permanent Method (Male), 11.4% in Permanent Method

(Female), 18.7% in Permanent Method (Total), in IUD 13.0%, in Implant 5.8%, in Injectable 15.6%, in Oral Pill 9.5% and in Condom 18.7% in the reporting month March'21.

**Table 8:** Division wise and NGOs & Multisectoral wise Contraceptive Performance for the month of March'21 are shown in this table. BAVS of Dhaka Division is in the highest position, BAVS of Chittagong Division is in the next and BAVS of Rajshahi Division is in the 3rd position in Permanent method. By NGOs and Multisectorals performance of Total Permanent methods are 1865 in the reporting month, in which Males are 1000 and Females are 865. Total IUD and Implant 2257 and 2613 are inserted in the reporting month March'21. Injectable 126614 vials, Oral Pill 526776 cycles and 1551575 of Condom are distributed by NGOs and Multisectorals in the reporting month.

**Table 9:** Shows the projection, performance and achievement rates of Permanent and Long Acting methods in the reporting month March'21 and in the reporting period July'20 to March'21. In the reporting month Dinajpur district has achieved the highest achievement rate of 142.7% and Joypurhat district is the next highest with 110.5% in Permanent Method. In the reporting month Sherpur district has achieved the highest achievement rate of 440.9% and Dinajpur district is the next highest with 294.0% in IUD. In the reporting month Sherpur district has achieved the highest achievement rate of 381.3% in Implant and Faridpur district has achieved the next second highest achievement rate with 305.6%. On the other hand, in the reporting period July'20 to March'21 Joypurhat district has achieved the highest achievement rate of 105.0% in Permanent Method, Sherpur district has achieved the highest achievement rate of 210.4% in IUD and Sherpur district has achieved the highest achievement rate of 183.5% in Implant.

**Table 10:** Shows the projection, performance and achievement rates of Short Acting methods in the reporting month March'21 and in the reporting period July'20 to March'21. In the reporting month Bhola district has achieved the highest achievement rate of 117.9% and Sherpur district is the next highest with 115.1% in Injectable method. Sherpur district has achieved the highest achievement rate of 215.0% in Oral Pill. Sherpur district has achieved the highest achievement rate of 92.4% in Condom. From July'20 to March'21 Bhola district has achieved the highest achievement rate of 116.1% and Sherpur district is the next highest with 112.8% in Injectable, Sherpur district has achieved the highest achievement rate of 202.7% in Oral Pill and Sherpur district has achieved the highest achievement rate of 94.2% in Condom.

**Table 11:** This table shows the Old acceptors, new acceptors and dropout (No method & switch over) cases by districts in the reporting month (March'2021). This table is prepared on the basis of CAR report.

**Table 12:** This table shows the new and total acceptors of the current month in comparison with that of the previous month. The new acceptors of all the methods-, Permanent Method (Male), Permanent Method (Total) have shown decreasing trend but Permanent Method (Female) IUD, Injectable, Oral Pill, Condom and Implant have shown increasing trend. New acceptors are shown depending on the field workers report which collects from their visiting areas. In case of total acceptors Permanent Method (Male), Permanent Method (Female), Permanent Method (Total) IUD, Implant, Injectable, Oral Pill and Condom have shown increasing trend.

**Table 13:** This table shows that Rajshahi division had recorded the highest CAR of 81.34%, next Rangpur division 80.03%, Khulna division 80.01%, Mymensingh division 79.32%, Barishal division 79.21%, Sylhet division 77.54%, Dhaka division 77.30% and Chattogram division 75.42% in the reporting month March'21. Graph-1 shows the division wise CAR for the current month and graph-2 shows the division wise CAR for the current month in comparison with that of previous month.

**Table 14:** Shows that 64 districts have achieved CAR level of 70.0% and above where no district has achieved CAR between 60%-69% and no district has achieved CAR between 0-59% in the reporting month March'21. The graph also shows the same in comparison with previous month.

**Table 15:** List of 485 upazilas among the 490, which have achieved CAR >70.0% in the reporting month.

**Table 16:** List of 5 upazilas which have achieved CAR 60-70% in the reporting month. Graph shows that 485 upazilas out of 490 have achieved CAR level >70%, 4 upazilas have achieved CAR level 60%-70% and 1 upazila has achieved CAR level <60% in the current month. There is graphical presentation is also showing both of February'21 and March'21.

**Table 17:**Shows the dropout and switch over by method and by division for the month of March,21.

**Table 18:**This table shows the Division-wise comparison of Couples, Contraceptive Acceptors and the Acceptance Rate up to the end of March'21.

**Table 19:**This table shows the contraceptive method mix by division for the month of March'21.

**Pie Charts are showing the national and division wise Method-Mix for the month of March'21.**

**Table 21:**This table shows the performance of MCH and Reproductive Health Services during the month of February'21 and March'21.

**Table 21:**This table shows the performance of Nutrition Services for the month February'21 and March'21 collected by family planning workers.

**Annex A:**Annex- A shows comparative summary key performances since August 2021 to March'21.

**Annex B:**Performance of RH-EOC of MCWC including MCHTI, MFSTC and FWVTI-Raj for the month of March'21.

**Annex C:**City Corporation wise Contraceptive Acceptors and Acceptance Rate(CAR) (Partial) at the end of the month of March'21.

**Remarks:**The achievement of Rangpur division, Chattogram division Dhaka division and Sylhet Division are good against their projection in permanent method, IUD and Implant respectively in the reporting month in comparison with that of other divisions.

## **Clarification about the information of summary sheet, table-2 and table-3:**

### **Method Specific Acceptors:**

In the summary sheet, Method Specific Acceptors is shown based on the field workers' (FWA) visit of the reporting month and also the previous month. These are the cumulative figure which includes previous month's acceptors and reporting month's new acceptors collected by the field workers within their working areas.

### **Contraceptive distribution by Method:**

In the summary sheet, Contraceptive Performance by Method is prepared based on the performance and distribution of the reporting month. These figures are actual performance of the reporting month which is not comparable with the information written in method specific acceptors.

### **Table- 9, Table-10 and Table-11**

Performance shown in the table-9 and 10 is the actual performance of the respective month but the new acceptors shown in the table-11 March not be the performance done in the same month. It March happen that the new acceptors accepted method in the previous month but field workers had shown that case in the next month due to their rounding schedule. So the performance of table-9, table-10 will not be the comparable with the new acceptor of table-11.

## Clarification about the information of MCH and Reproductive Health Services:

- Information shown against 'delivery' which were done in MCHTI, MFSTC, MCWCs, UHCs & UH&FWCs is collected through the MIS reporting Form-3. This record is only for DGFP concerned facilities. Deliveries conducted in District Hospitals, Medical Colleges, Private Clinics and performances in the City Corporation (partial) are not included.
- Information shown against the 'live births' conducted at Govt. MCH, DH, MCWC, UHC, UH&FWC, NGOs & Homes is collected by FWAs through field visit. Field workers visit their units monthly and they submit their reports in every month.

## Highest and Lowest performing districts in clinical methods

### Highest performing 3(three) districts in the Month of March'21

Permanent Method				IUD				Implant			
District	Monthly Projec.	Ach. In Reporting Month	Ach. Rate (%)	District	Monthly Projec.	Ach. In Reporting Month	Ach. Rate (%)	District	Monthly Projec.	Ach. In Reporting Month	Ach. Rate (%)
Dinajpur	321	458	142.7	Sherpur	163	719	440.9	Sherpur	486	1853	381.3
Joipurhat	85	94	110.5	Dinajpur	271	798	294.0	Faridpur	509	1554	305.6
Sherpur	172	185	107.9	Faridpur	184	442	239.8	Jhalakati	194	550	283.4

**Congratulations:** We congratulate the districts for their better performance in clinical methods against projections. We hope the officers and staffs who are involved with the activities will continue their better performance in future.

### Lowest performing 3(three) districts in the Month of March'21

Permanent Method				IUD				Implant			
District	Monthly Projec.	Ach. In Reporting Month	Ach. Rate (%)	District	Monthly Projec.	Ach. In Reporting Month	Ach. Rate (%)	District	Monthly Projec.	Ach. In Reporting Month	Ach. Rate (%)
Khagrachhari	200	11	5.5	Jamalpur	370	58	15.7	Gazipur	627	254	40.5
Rangamati	121	11	9.1	Narayanganj	881	157	17.8	Narayanganj	854	363	42.5
Jhalakati	169	26	15.4	Mymensingh	1273	261	20.5	Lalmonirhat	709	307	43.3

**Unsatisfactory Performance:** We are sorry for their unsatisfactory low performance in clinical methods against projections. We hope the officers and staffs are involved with the activities will try to overcome from this type of un-satisfactory performance in future.

**Table-1: National Projection, Performance and Achievement Rate of Contraceptive Methods**

Methods	Yearly Projection (2020-21)	Reporting Month		July'20 to March'21	
		Performance (in CYP)	Achi. Rate (%)	Performance (in CYP)	Achi. Rate(%)
Permanent Method (Male)	80000	2366	35.5	17187	28.6
Permanent Method (Female)	120595	7618	75.8	60879	67.3
Permanent Method (Total)	200595	9984	59.7	78066	51.9
IUD	253414	17299	81.9	110405	58.1
Implant	450448	44752	119.2	291244	86.2
Injectables	5197836	203304	46.9	1782183	45.7
Oral Pill	10669243	371212	41.8	3340779	41.7
Condom	1914992	55210	34.6	485066	33.8

**Table-2: List of Divisions according to descending order of Achievement Rate against their projections of Clinical Methods for the period July 2020 to March 2021**

Sl. No.	Permanent Method (Cases)				IUD (Cases)				Implant (Cases)			
	Division	Yearly Projection	Performance	Achi. Rate (%)	Division	Yearly Projection	Performance	Achi. Rate (%)	Division	Yearly Projection	Performance	Achi. Rate (%)
1	Khulna	18401	8780	63.6	Chattogram	49702	30667	82.3	Barishal	15278	20203	176.3
2	Rangpur	21836	10423	63.6	Dhaka	58112	26817	61.5	Khulna	41140	29489	95.6
3	Rajshahi	22552	9950	58.8	Khulna	18928	8972	63.2	Dhaka	88517	58441	88.0
4	Dhaka	56528	24465	57.7	Rajshahi	32865	13190	53.5	Chattogram	85432	55971	87.4
5	Chattogram	35641	12244	45.8	Rangpur	34481	13776	53.3	Sylhet	30496	20235	88.5
6	Barishal	13432	4119	40.9	Barishal	19061	6285	44.0	Rangpur	70256	44334	84.1
7	Mymensingh	13790	3794	36.7	Sylhet	16118	5248	43.4	Rajshahi	64710	40646	83.8
8	Sylhet	18415	4291	31.1	Mymensingh	24147	5420	29.9	Mymensing	38122	21925	76.7

**Table-3: List of 3 (Three) Districts achieved the highest Achievement Rate of Clinical Method against their projections for the period July 2020 to March 2021**

Sl. No.	Permanent Method (Cases)				IUD (Cases)				Implant (Cases)			
	District	Yearly Projection	Performance	Achi. Rate (%)	District	Yearly Projection	Performance	Achi. Rate (%)	District	Yearly Projection	Performance	Achi. Rate (%)
1.	Joipurhat	1021	804	105.0	Sherpur	1957	3088	210.4	Sherpur	5832	8025	183.5
2.	Dinajpur	3851	2902	100.5	Rajbari	1010	1263	166.7	Faridpur	6103	7569	165.4
3.	Jhenaidaha	1977	1338	90.2	Faridpur	2212	2250	135.6	Rajbari	3520	3292	124.7

**Table-4: List of 3 (Three) Districts achieved the lowest Achievement Rate of Clinical Methods against their projections for the period July 2020 to March 2021**

Sl. No.	Permanent Method (Cases)				IUD (Cases)				Implant (Cases)			
	District	Yearly Projection	Performance	Achi. Rate (%)	District	Yearly Projection	Performance	Achi. Rate (%)	District	Yearly Projection	Performance	Achi. Rate (%)
1.	Khagrachhari	2396	3	0.2	Jamalpur	4438	483	14.5	Satkhira	4427	73	2.2
2.	B. Baria	3018	5	0.2	Narayanganj	10574	1449	18.3	Kushtia	7075	151	2.8
3.	Bandarban	886	2	0.3	Sunamganj	6781	1088	21.4	Narail	2700	76	3.8

\*The projection of the last financial year has been followed\*

**Table-5: Comparative Statement of contraceptive performance for the period between July 2019 to March 2020 and July 2020 to March 2021**

Methods	Yearly Projection (2020-2021)	July 2019 to March,2020		Yearly Projection (2020-2021)	July 2020 to March 2021		Change of July'20 to March.'21 over July'19 to Feb.'20
		Performance (in CYP)	Achi. Rate (%)		Performance (in CYP)	Achi. Rate (%)	
Permanent Method (Male)	80000	28479	47.5	80000	17187	28.6	-18.8
Permanent Method (Female)	120595	67106	74.2	120595	60879	67.3	-6.9
Permanent Method (Total)	200595	95585	63.5	200595	78066	51.9	-11.6
IUD	253414	139793	73.6	253414	110405	58.1	-15.5
Implant	450448	339016	100.3	450448	291244	86.2	-14.1
Injectables	5233417	1990866	50.7	5233417	1782183	45.4	-5.3
Oral Pill	10742277	4037823	50.1	10742277	3340779	41.5	-8.7
Condom	1928101	559920	38.7	1928101	485066	33.5	-5.2

**Table-6: Performance & Distribution of Contraceptives by Method for the month of February 2021 and March 2021**

Method	Performance		% Change of March'21 over February'21
	February'21	March'21	
Permanent Method (Male, Cases)	1817	2366	30.2
Permanent Method (Female, Cases)	6112	7618	24.6
Total Permanent Method (Total, Cases)	7929	9984	25.9
I U D (Cases)	10855	17299	59.4
Implant (Cases)	29604	44752	51.2
Injectables (Doses)	781847	813214	4.0
Oral Pill (Cycles)	5519179	5568173	0.9
Condom (Pieces)	7964564	8281522	4.0

**Table :7 Contribution of Government, NGOs and Multisectors in respect of Contraceptive Performance during March 2021**

Method	Performance			Share of Contribution in Percentage	
	Govt.	NGOs & Multisectors	Total	Government	NGOs and Multisectors
Permanent Method (Male, Cases)	1366	1000	2366	57.7	42.3
Permanent Method (Female, Cases)	6753	865	7618	88.6	11.4
Total Permanent Method (Cases)	8119	1865	9984	81.3	18.7
IUD (Cases)	15042	2257	17299	87.0	13.0
Implant (Cases)	42139	2613	44752	94.2	5.8
Injectable (Doses)	686600	126614	813214	84.4	15.6
Oral Pill (Cycles)	5041397	526776	5568173	90.5	9.5
Condom (Pieces)	6729947	1551575	8281522	81.3	18.7

\*The projection of the last financial year has been followed\*

**Table -8: Division wise and NGO & Multisector wise Contraceptive Performance for the month of March 2021**

Sl No.	NGO and Multisectors	Oral Pill (Cycles)	Condom (Pieces)	Injectable (Vials)	IUD (Cases)	Implant (Nos.)	Permanent Method (Nos.)		
							Male	Female	Total
<b>Rangpur Division</b>									
1	Family Planning Association of Bangladesh (FPAB)	15767	22532	1941	0	64	0	0	0
2	Marie Stopes Clinic	1659	3424	397	46	119	8	7	15
3	Palli Shisu Foundation (PSF)	28240	71312	5616	31	11	0	2	2
4	Sunflower	175	552	129	2	0	0	0	0
5	Shanirvar Bangladesh	1470	1224	490	1	0	0	0	0
6	CMH	321	4632	13	1	0	0	1	1
7	R. H. Steps	293	1432	30	2	0	0	0	0
8	MODEL CLINIC	31	1748	10	0	0	0	6	6
9	MOHILA-O-SHISHU SHASTHA KALLYAN SAMITY	0	0	0	0	0	0	0	0
10	NSDP	0	0	0	0	0	0	0	0
11	IPas Bangladesh	106	100	0	0	4	0	0	0
12	Surjer Hasi Network	6368	10336	3681	1	7	0	0	0
13	Friendship Bangladesh	1378	8304	52	0	0	0	0	0
14	Kanchan	6873	14592	1141	7	11	0	3	3
15	Dhaldanga Bohumukhi Samaj Unnayan Sangstha	7650	4200	1980	0	0	0	0	0
16	Lamb Hospital	21	15	50	0	26	0	7	7
17	KMSS	387	616	523	2	4	0	3	3
18	Dhaldanga Youth Science Club	4410	3900	1520	0	0	0	0	0
19	SAF	389	204	31	0	0	0	0	0
NGO Total		75538	149123	17604	93	246	8	29	37
1	BGB	207	3461	0	0	0	0	0	0
2	Srama Kalyan Kendra	10	12	0	0	0	0	0	0
3	DGHS Health Clinic	263	836	11	3	0	0	0	0
4	CMH	105	2028	6	0	0	0	0	0
Multisector Total		585	6337	17	3	0	0	0	0
NGO & Multisector Total		76123	155460	17621	96	246	8	29	37
<b>Rajshahi Division</b>									
1	Family Planning Association of Bangladesh (FPAB)	32286	138765	2869	70	140	3	11	14
2	BAVS	370	8638	94	4	59	100	37	137
3	Marie Stopes Clinic	470	3020	90	40	54	0	2	2
4	Palli Shisu Foundation (PSF)	7645	39807	3154	7	0	0	0	0
5	Jatio Tarun Shanga	2386	22340	1501	3	0	0	0	0
6	Bamaneh	12763	14507	2637	21	2	0	0	0
7	Tilottoma	3220	23119	3164	12	25	0	2	2
8	Anonnya Somaj Kallyan Samity	33	50	12	0	0	0	0	0
9	Shanirvar Bangladesh	1730	2988	505	4	24	0	0	0
10	Sromo Kallyan Shangstha	909	3096	0	0	0	0	0	0
11	R. H. Steps	295	1572	45	2	0	0	0	0
12	MR CLINIC	1275	1200	41	0	10	0	0	0
13	MODEL CLINIC	240	2856	105	1	6	0	38	38
14	SHEBA PROKALPO	0	0	0	0	0	0	0	0
15	POLLI SHISHU CLINIC	2220	3900	580	0	0	0	0	0
16	JTS-GONO UNNAYAN ACADEMY	933	46160	3110	2	4	0	6	6
17	THANGAMARA	139	3204	161	8	25	0	0	0
18	SHASTO KALLYAN SHANGSTHA	0	0	0	0	0	0	0	0
19	Darpon	379	217	54	0	0	0	0	0
20	IPas Bangladesh	544	2568	1	0	0	0	1	1
21	Surjer Hasi Network	1125	6368	578	0	2	0	1	1
22	Population Services & Training Centre (PSTC)	358	8368	579	0	5	0	0	0
23	SORNALY	542	656	59	5	0	0	0	0
24	Chardulai	1440	4800	600	0	0	0	0	0
25	KMSS	112	12020	665	3	15	0	9	9
NGO Total		71414	350219	20604	182	371	103	107	210
1	DGHS Health Clinic	1359	1162	39	8	0	0	68	68
Multisector Total		1359	1162	39	8	0	0	68	68
NGO & Multisector Total		72773	351381	20643	190	371	103	175	278
<b>Khulna Division</b>									
1	Family Planning Association of Bangladesh (FPAB)	33732	59288	3248	21	77	6	1	7
2	BAVS	165	1872	371	0	6	39	0	39
3	Marie Stopes Clinic	348	3930	59	19	7	0	0	0
4	Palli Shisu Foundation (PSF)	0	0	0	0	0	0	0	0
5	Paribarik Shastha Clinic	3099	9012	868	7	12	0	0	0
6	Jatio Tarun Shanga	8346	13055	1475	3	0	0	0	0
7	Paribar Kallyan Shangstha (PKS)	17200	41598	6145	9	26	0	11	11
8	PSTC	131	2700	242	0	2	0	0	0
9	BRAC	225	150	47	0	0	0	0	0
10	Sromo Kallyan Shangstha	130	288	0	0	0	0	0	0
11	Ad-Din Medical College Hospital	2557	2960	1025	0	0	0	29	29
12	CMH	61	2500	4	0	0	0	0	0
13	BWHC	45	0	33	0	0	0	0	0
14	R. H. Steps	828	5064	179	8	0	0	0	0

Sl. No.	NGO and Multisectors	Oral Pill (Cycles)	Condom (Pieces)	Injectable (Vials)	IUD (Cases)	Implant (Nos.)	Permanent Method (Nos.)		
							Male	Female	Total
15	CRC	808	3500	84	0	0	0	0	0
16	SGS	1910	3460	235	0	0	0	0	0
17	Police Hospital	54	1575	94	0	0	0	0	0
18	Surjer Hasi Network	2789	11810	2397	16	16	0	0	0
19	Friendship Bangladesh	885	3660	10	0	0	0	0	0
20	BNS TITUMIR	201	3550	2	0	0	0	0	0
21	Peoples Development Community (PDC)	10260	37480	2580	0	0	0	0	0
22	Urban Health Care	1277	3495	667	4	23	0	0	0
23	KMSS	3850	0	935	0	3	0	3	3
24	Adams	3979	15061	1824	0	0	0	0	0
25	Marie Clinic	51	610	49	24	0	0	0	0
NGO Total		92931	226618	22573	111	172	45	44	89
1	BGB	85	1546	8	0	0	0	0	0
2	Biman Bahini	87	3420	4	0	0	0	0	0
3	Paurasova	84	144	0	0	0	0	0	0
4	DGHS Health Clinic	58	330	8	5	0	0	6	6
5	Jessore Cantonmen	1441	10320	20	2	0	0	6	6
Multisector Total		1755	15760	40	7	0	0	12	12
NGO & Multisector Total		94686	242378	22613	118	172	45	56	101
<b>Barishal Division</b>									
1	Family Planning Association of Bangladesh (FPAB)	8109	17739	1838	4	16	9	5	14
2	BAVS	348	4692	160	3	18	96	0	96
3	Marie Stopes Clinic	584	350	99	30	7	10	1	11
4	Paribarik Shastha Clinic	256	1257	383	0	0	0	0	0
5	Shanirvar Bangladesh	2238	5185	3608	2	0	0	0	0
6	BRAC	58	60	61	0	0	0	0	0
7	R. H. Steps	210	780	0	10	0	0	0	0
8	IPas Bangladesh	15	100	2	0	0	0	0	0
9	Surjer Hasi Network	654	883	398	5	20	0	0	0
10	Desh Bangla	1260	995	213	0	2	0	0	0
11	Urban Primary Health Care Project (UPHCP)	1098	2532	348	0	4	0	1	1
NGO Total		14830	34573	7110	54	67	115	7	122
1	Srama Kalyan Kendra	72	20	0	0	0	0	0	0
2	DGHS Health Clinic	125	80	4	1	0	0	0	0
Multisector Total		197	100	4	1	0	0	0	0
NGO & Multisector Total		15027	34673	7114	55	67	115	7	122
<b>Dhaka Division</b>									
1	Family Planning Association of Bangladesh (FPAB)	19877	63892	2666	14	89	12	12	24
2	BAVS	1396	16452	579	20	161	318	31	349
3	Marie Stopes Clinic	4143	12912	1243	195	72	15	8	23
4	Paribarik Shastha Clinic	259	876	26	3	0	0	0	0
5	Jatio Tarun Shanga	1627	3298	913	6	20	0	0	0
6	Bamaneh	1561	7308	612	9	0	0	0	0
7	Paribar Kallyan Shangstha (PKS)	0	0	0	0	0	0	0	0
8	PSTC	2596	831	893	28	92	10	5	15
9	Shanirvar Bangladesh	14199	22172	3400	15	27	0	10	10
10	BRAC	1545	10700	216	16	1	0	0	0
11	Sromo Kallyan Shangstha	1486	4236	0	0	0	0	0	0
12	Ad-Din Medical College Hospital	1794	3696	331	1	2	0	43	43
13	BAPSA	9606	39732	2578	91	90	40	7	47
14	Radda Barnen	429	8292	334	4	0	0	0	0
15	UTPS	6276	8587	941	47	6	0	5	5
16	PSKP	482	0	124	0	0	0	0	0
17	Gono Shastha Kendra	15	80	1	0	0	0	0	0
18	Anirban Sangsad	315	144	116	0	0	0	0	0
19	CMH	404	6544	29	0	0	0	0	0
20	Spire	1812	600	143	0	0	0	0	0
21	Shimantik	9342	17256	1274	138	7	22	25	47
22	Nagar Unnoyan Somaj Seba Shangstha	2400	600	194	0	0	0	0	0
23	TDH CLINIC	1440	3600	39	0	0	0	0	0
24	SHAKTTI FOUNDATION	150	1092	22	0	0	0	0	0
25	BWHC	254	1488	204	1	0	0	0	0
26	SUKHI PARIBAR SANGSTHA	0	0	0	0	0	0	0	0
27	Association in Training & Management (AITAM)	51	564	12	1	0	0	0	0
28	R. H. Steps	2145	2892	190	26	32	0	3	3
29	AL-FALAH MOJIN CLINIC	24	276	105	0	0	0	0	0
30	VPKA (VP KENDRA)	10474	38808	2536	1	5	0	0	0
31	MMKS	185	806	60	0	0	0	0	0
32	VFWA	2580	13710	1304	5	48	0	0	0
33	Nari Moytri	2507	15020	1168	5	11	0	2	2
34	SGS	327	300	0	0	0	0	0	0
35	CWFD	220	612	313	0	0	0	0	0
36	Surjer Hasi Network	4361	16542	1827	6	7	1	1	2
37	Kumudini Hospital	366	3200	64	0	0	0	10	10
38	Population Services & Training Centre (PSTC)	376	8186	433	2	15	0	6	6
39	Jonoseba M&C W Songstha	2827	3408	387	6	0	0	0	0



Sl. No.	NGO and Multisectors	Oral Pill (Cycles)	Condom (Pieces)	Injectable (Vials)	IUD (Cases)	Implant (Nos.)	Permanent Method (Nos.)		
							Male	Female	Total
40	Urban Primary Health Care Project (UPHCP)	0	0	0	0	0	0	0	0
41	Sazeda Foundation	153	612	56	1	0	0	0	0
42	Adarsha Paribar Kalyan Shangsta	0	0	0	0	0	0	0	0
43	Rural Health Development Organization(RHDO)	15	360	21	0	0	0	0	0
44	NAGAR SASTHO KENDRO	693	4014	378	2	10	0	0	0
45	Urban Health Care	108	2904	139	9	9	0	7	7
46	Ideal Samaj Kallyan Sangatha	1104	600	110	0	0	0	0	0
47	Sonali Din	2100	540	150	0	0	0	0	0
48	Ahoshania Mission	4901	26076	1297	119	0	28	14	42
49	Active Social Welfare Society	2140	4368	331	2	0	0	0	0
50	MISCS	1440	600	100	0	0	0	0	0
51	Bashundhara Ad-din Medical College Hospital	0	0	0	0	2	0	4	4
52	Surjer Hashi Network (Smiling Sun Franchise)	1677	7836	1076	15	12	0	0	0
53	Shishu Protiva Bikash Kendra (SPBK)	720	3600	100	0	0	0	0	0
54	Fatema Nursing Home	2005	4000	200	0	0	0	0	0
NGO Total		130007	394222	29235	788	718	446	193	639
1	Biman Bahini	18	324	0	0	0	0	0	0
2	Sir Salimulla Medical College Hospital (Indoor)	336	396	142	87	0	0	30	30
3	BGME	3331	18452	540	0	0	0	0	0
4	DGHS Health Clinic	253	158	13	1	0	0	3	3
5	Victoria Hospital Narayanganj	330	110	13	2	7	0	1	1
6	Others Private Clinic	0	0	0	0	0	0	170	170
Multisector Total		4268	19440	708	90	7	0	204	204
NGO & Multisector Total		134275	413662	29943	878	725	446	397	843
<b>Mymensingh Division</b>									
1	Family Planning Association of Bangladesh (FPAB)	11022	19848	1110	1	8	0	0	0
2	BAVS	0	0	0	0	0	0	0	0
3	Marie Stopes Clinic	105	1770	48	9	50	0	0	0
4	Jatio Tarun Shanga	3005	7464	421	0	0	0	0	0
5	Bamaneh	1367	8408	312	2	0	0	0	0
6	Shanirvar Bangladesh	13666	32044	2262	7	4	0	1	1
7	BRAC	143	348	23	7	0	0	0	0
8	Gono Shastha Kendra	0	0	0	0	0	0	0	0
9	MALANCHA SEBA SAMITY	0	0	0	0	0	0	0	0
10	SUPIRAT	0	0	0	0	0	0	0	0
11	R. H. Steps	48	178	7	24	14	0	0	0
12	MODEL CLINIC	392	3720	15	2	8	0	0	0
13	NSDP	0	0	0	0	0	0	0	0
14	Krishi Bisho	45	100	0	0	0	0	0	0
15	IPas Bangladesh	532	1584	0	23	6	0	0	0
16	Surjer Hasi Network	521	460	375	12	0	0	0	0
17	Friendship Bangladesh	180	148	0	0	0	0	0	0
18	Shastha Prokalpo	6	0	88	0	0	0	8	8
NGO Total		31032	76072	4661	87	90	0	9	9
1	BGB	0	226	0	0	0	0	0	0
2	BGME	1510	9270	141	0	0	0	0	0
3	DGHS Health Clinic	83	4	10	0	0	0	0	0
Multisector Total		1593	9500	151	0	0	0	0	0
NGO & Multisector Total		32625	85572	4812	87	90	0	9	9

Sl. No.	NGO and Multisectors	Oral Pill (Cycles)	Condom (Pieces)	Injectable (Vials)	IUD (Cases)	Implant (Nos.)	Permanent Method (Nos.)		
							Male	Female	Total
<b>Chattogram Division</b>									
1	Family Planning Association of Bangladesh (FPAB)	23804	57918	2766	52	159	0	3	3
2	BAVS	539	4970	144	8	85	160	35	195
3	Concern Women for Family Planning (CWFP)	6	240	0	0	0	0	0	0
4	Marie Stopes Clinic	1538	9269	365	130	110	57	15	72
5	Paribarik Shastha Clinic	400	900	378	1	0	0	0	0
6	Bamaneh	539	1200	474	6	3	0	0	0
7	Shanirvar Bangladesh	8948	9474	1392	17	0	0	0	0
8	BRAC	10	12	0	0	0	0	0	0
9	Sromo Kallyan Shangstha	48	7	48	0	0	0	0	0
10	BAPSA	1008	1644	92	4	0	0	0	0
11	FDSR	13237	16200	2374	16	8	0	0	0
12	CMH	1531	14702	164	17	12	0	22	22
13	BWHC	102	360	32	7	0	0	0	0
14	SUPIRAT	1973	3699	722	13	0	0	3	3
15	PROSHANTI	693	968	412	6	0	0	0	0
16	NISKRITY	1190	1980	605	5	0	0	0	0
17	IMAGE	1775	8872	593	12	26	0	0	0
18	MOMOTA	5122	16692	1048	120	193	0	26	26
19	SUS (TMA , NASIRABAD)	0	0	0	0	0	0	0	0
20	SHED	0	0	0	0	0	0	0	0
21	ISDE	0	0	0	0	0	0	0	0
22	CUFL	53	800	0	0	0	0	0	0
23	JUSH	0	0	0	0	0	0	0	0
24	R. H. Steps	995	1740	233	30	6	0	0	0
25	MODEL CLINIC	690	2316	20	12	35	0	33	33
26	BANDHAN	902	2224	237	0	0	0	0	0
27	Ghasful	610	9000	54	3	0	0	0	0
28	SMC	136	684	7	21	26	0	0	0
29	IPas Bangladesh	311	718	22	21	1	0	0	0
30	Surjer Hasi Network	2932	4796	1537	27	13	1	0	1
31	Saya Path	1239	3768	179	20	4	33	0	33
32	B.R.D.B	78	312	66	0	0	0	0	0
33	RTMI	2006	5664	541	20	51	0	0	0
34	NAGAR MATRI SADAN	1252	3360	470	30	32	6	8	14
35	Urban Health Care	1136	1812	313	7	21	0	0	0
36	Mission Hospital, Chandraghona	0	0	14	0	0	0	0	0
37	Surjer Hashi Network (Smiling Sun Franchise)	115	0	0	0	0	0	0	0
NGO Total		74918	186301	15302	605	785	257	145	402
1	BGB	174	1559	10	0	0	0	0	0
2	Comilla Cantonment	240	7600	23	0	0	0	0	0
3	Biman Bahini	92	1440	3	1	0	0	0	0
4	Navy	261	7022	15	0	0	0	0	0
5	Railway Hospital	195	288	15	0	0	0	0	0
6	BGC Traust	0	0	0	0	0	0	0	0
7	BGME	14	104	0	0	0	0	0	0
8	DGHS Health Clinic	1067	160	32	84	22	0	15	15
9	BKMEA	126	290	21	0	0	0	0	0
10	Others Private Clinic	0	0	0	0	0	0	15	15
11	Worker Welfare Centre	51	504	0	0	0	0	0	0
Multisector Total		2220	18967	119	85	22	0	30	30
NGO & Multisector Total		77138	205268	15421	690	807	257	175	432
<b>Sylhet Division</b>									
1	Family Planning Association of Bangladesh (FPAB)	5960	17700	358	0	44	0	7	7
2	BAVS	256	3480	98	0	34	26	0	26
3	Marie Stopes Clinic	827	2170	102	29	10	0	10	10
4	BRAC	2433	582	496	1	6	0	0	0
5	CMH	192	3588	5	0	0	0	0	0
6	Shimantik	8342	18002	2903	26	41	0	0	0
7	BWHC	1809	4308	1078	6	0	0	0	0
8	RED CRESCENT SANGSTHA	124	0	12	0	0	0	0	0
9	R. H. Steps	120	264	37	0	0	0	0	0
10	VARD, SYLHET	0	0	0	0	0	0	0	0
11	Sylhet Samaj Kallyan Sangatha	2755	8112	3001	3	0	0	0	0
12	Surjer Hasi Network	651	3537	273	0	0	0	0	0
13	SUPPS	114	84	51	0	0	0	0	0
14	TIL Welfare Division	30	192	0	0	0	0	0	0
15	Govt. Labour Welfare Center	0	0	0	0	0	0	0	0
NGO Total		23613	62019	8414	65	135	26	17	43
1	BGB	11	250	0	0	0	0	0	0
2	Srama Kalyan Kendra	104	192	0	0	0	0	0	0
3	DGHS Health Clinic	401	720	33	78	0	0	0	0
Multisector Total		516	1162	33	78	0	0	0	0
NGO & Multisector Total		24129	63181	8447	143	135	26	17	43
<b>NGO &amp; Multisector Grand Total of National</b>		<b>526776</b>	<b>1551575</b>	<b>126614</b>	<b>2257</b>	<b>2613</b>	<b>1000</b>	<b>865</b>	<b>1865</b>

**Table -9: District wise Projection, Performance and Achievement Rate of Permanent and Long Acting Methods**

District	Permanent Method (Cases)					IUD (Cases)					Implant (Cases)				
	Yearly Projection	Reporting Month		July'20 to March'21		Yearly Projection	Reporting Month		July'20 to March'21		Yearly Projection	Reporting Month		July'20 to March'21	
		Perform.	Achi. Rate(%)	Perform.	Achi. Rate(%)		Perform.	Achi. Rate(%)	Perform.	Achi. Rate(%)		Perform.	Achi. Rate(%)	Perform.	Achi. Rate(%)
Dinajpur	3851	458	142.7	2902	100.5	3257	798	294.0	2473	101.2	15257	2148	168.9	13141	114.8
Thakurgaon	1910	168	105.5	1000	69.8	1843	223	145.2	692	50.1	5612	694	148.4	4333	102.9
Panchgarh	1127	81	86.2	571	67.6	1593	162	122.0	637	53.3	4361	477	131.3	2649	81.0
Nilphamari	2197	174	95.0	1084	65.8	2813	205	87.5	1715	81.3	5950	541	109.1	4202	94.2
Rangpur	3621	257	85.2	2041	75.2	5609	425	90.9	2342	55.7	10276	1370	160.0	7465	96.9
Kurigram	2322	66	34.1	514	29.5	7436	236	38.1	2165	38.8	10058	567	67.6	3775	50.0
Gaibandha	3600	193	64.3	1513	56.0	6040	218	43.3	2000	44.2	10230	828	97.1	5673	73.9
Lalmonirhat	3208	98	36.7	798	33.2	5890	214	43.6	1752	39.7	8512	307	43.3	3096	48.5
<b>Rangpur Div.</b>	<b>21836</b>	<b>1495</b>	<b>82.2</b>	<b>10423</b>	<b>63.6</b>	<b>34481</b>	<b>2481</b>	<b>86.3</b>	<b>13776</b>	<b>53.3</b>	<b>70256</b>	<b>6932</b>	<b>118.4</b>	<b>44334</b>	<b>84.1</b>
Bogura	3973	212	64.0	1629	54.7	5145	448	104.5	1943	50.4	15083	2190	174.2	11096	98.1
Joipurhat	1021	94	110.5	804	105.0	1317	120	109.3	679	68.7	4803	685	171.1	4239	117.7
Naogaon	2078	180	103.9	1058	67.9	2031	230	135.9	1301	85.4	9455	1178	149.5	5842	82.4
Chapai Nawabganj	2856	224	94.1	1489	69.5	2689	140	62.5	842	41.8	3520	510	173.9	1519	57.5
Rajshahi	4543	273	72.1	2124	62.3	6050	177	35.1	1067	23.5	9978	905	108.8	5347	71.5
Natore	3137	198	75.7	1694	72.0	2856	197	82.8	995	46.5	7313	705	115.7	4662	85.0
Pabna	1844	54	35.1	321	23.2	4706	431	109.9	2323	65.8	5618	823	175.8	3397	80.6
Seraiganj	3100	83	32.1	831	35.7	8071	524	77.9	4040	66.7	8940	596	80.0	4544	67.8
<b>Rajshahi Div.</b>	<b>22552</b>	<b>1318</b>	<b>70.1</b>	<b>9950</b>	<b>58.8</b>	<b>32865</b>	<b>2267</b>	<b>82.8</b>	<b>13190</b>	<b>53.5</b>	<b>64710</b>	<b>7592</b>	<b>140.8</b>	<b>40646</b>	<b>83.8</b>
Kushtia	1989	159	95.9	1303	87.3	2207	106	57.6	680	41.1	7075	491	83.3	151	2.8
Meherpur	907	66	87.3	518	76.1	542	24	53.1	222	54.6	1706	96	67.5	74	5.8
Chuadanga	1657	119	86.2	1078	86.7	1205	58	57.8	544	60.2	3757	274	87.5	181	6.4
Jhenaidaha	1977	149	90.4	1338	90.2	1701	102	72.0	988	77.4	4717	409	104.0	177	5.0
Magura	1604	49	36.7	581	48.3	1461	111	91.2	678	61.9	3672	226	73.9	146	5.3
Narail	1000	38	45.6	341	45.5	1075	32	35.7	275	34.1	2700	142	63.1	76	3.8
Jashore	2496	115	55.3	930	49.7	3461	227	78.7	1160	44.7	3620	764	253.3	357	13.1
Khulna	2704	174	77.2	1388	68.4	3097	420	162.7	2441	105.1	8067	1134	168.7	442	7.3
Bagerhat	1859	84	54.2	544	39.0	2199	274	149.5	1235	74.9	4399	625	170.5	192	5.8
Satkhira	2208	66	35.9	759	45.8	1980	92	55.8	749	50.4	4427	256	69.4	73	2.2
<b>Khulna Div.</b>	<b>18401</b>	<b>1019</b>	<b>66.5</b>	<b>8780</b>	<b>63.6</b>	<b>18928</b>	<b>1446</b>	<b>91.7</b>	<b>8972</b>	<b>63.2</b>	<b>44140</b>	<b>4417</b>	<b>120.1</b>	<b>1869</b>	<b>5.6</b>
Barguna	1672	92	66.0	750	59.8	2340	45	23.1	613	34.9	5717	415	87.1	3776	88.1
Patuakhali	2441	95	46.7	869	47.5	4037	200	59.5	1632	53.9	7056	699	118.9	5523	104.4
Barishal	2307	179	93.1	1116	64.5	3355	312	111.6	1630	64.8	5968	753	151.4	4102	91.6
Jhalakati	2022	26	15.4	314	20.7	1175	34	34.7	255	28.9	2329	550	283.4	1596	91.4
Bhola	2818	84	35.8	517	24.5	5215	117	26.9	1027	26.3	7518	288	46.0	2525	44.8
Pirojpur	2172	40	22.1	553	33.9	2939	136	55.5	1128	51.2	3187	254	95.6	2681	112.2
<b>Barishal Div.</b>	<b>13432</b>	<b>516</b>	<b>46.1</b>	<b>4119</b>	<b>40.9</b>	<b>19061</b>	<b>844</b>	<b>53.1</b>	<b>6285</b>	<b>44.0</b>	<b>31775</b>	<b>2959</b>	<b>111.7</b>	<b>20203</b>	<b>84.8</b>

District	Permanent Method (Cases)					IUD (Cases)					Implant (Cases)				
	Yearly Projection	Reporting Month		July'20 to March'21		Yearly Projection	Reporting Month		July'20 to March'21		Yearly Projection	Reporting Month		July'20 to March'21	
		Perform.	Achi. Rate(%)	Perform.	Achi. Rate(%)		Perform.	Achi. Rate(%)	Perform.	Achi. Rate(%)		Perform.	Achi. Rate(%)	Perform.	Achi. Rate(%)
Gopalganj	2099	149	85.2	976	62.0	1163	55	56.7	718	82.3	4190	331	94.8	2546	81.0
Madaripur	1218	56	55.2	558	61.1	1618	137	101.6	1064	87.7	5057	291	69.1	2375	62.6
Shariatpur	2470	56	27.2	497	26.8	2660	110	49.6	1098	55.0	3621	310	102.7	2194	80.8
Faridpur	3237	284	105.3	1794	73.9	2212	442	239.8	2250	135.6	6103	1554	305.6	7569	165.4
Rajbari	1020	41	48.2	567	74.1	1010	141	167.5	1263	166.7	3520	339	115.6	3292	124.7
Dhaka	12800	969	90.8	7142	74.4	10729	1214	135.8	9062	112.6	12795	1030	96.6	10708	111.6
Gazipur	4980	76	18.3	573	15.3	6135	138	27.0	1334	29.0	7522	254	40.5	2752	48.8
Munshiganj	3604	60	20.0	707	26.2	3163	108	41.0	801	33.8	4829	255	63.4	1890	52.2
Narayanganj	3193	176	66.1	1699	70.9	10574	157	17.8	1449	18.3	10243	363	42.5	3560	46.3
Narshingdi	4516	265	70.4	2526	74.6	3681	260	84.8	1762	63.8	6081	297	58.6	2882	63.2
Manikganj	5162	332	77.2	2371	61.2	3373	73	26.0	647	25.6	5027	390	93.1	3707	98.3
Tangail	6903	247	42.9	2057	39.7	6979	348	59.8	2688	51.4	10073	971	115.7	7380	97.7
Kishoreganj	5326	128	28.8	925	23.2	4815	175	43.6	1289	35.7	9456	524	66.5	4967	70.0
<b>Dhaka Div.</b>	<b>56528</b>	<b>2839</b>	<b>60.3</b>	<b>22392</b>	<b>52.8</b>	<b>58112</b>	<b>3358</b>	<b>69.3</b>	<b>25425</b>	<b>58.3</b>	<b>88517</b>	<b>6909</b>	<b>93.7</b>	<b>55822</b>	<b>84.1</b>
Jamalpur	2402	79	39.5	110	6.1	4438	58	15.7	483	14.5	8259	489	71.0	3395	54.8
Sherpur	2058	185	107.9	52	3.4	1957	719	440.9	3088	210.4	5832	1853	381.3	8025	183.5
Mymensingh	7475	292	46.9	277	4.9	15271	261	20.5	2681	23.4	15025	853	68.1	7586	67.3
Netrokona	1855	107	69.2	64	4.6	2481	56	27.1	590	31.7	9006	985	131.2	5538	82.0
<b>Mymensingh Div.</b>	<b>13790</b>	<b>663</b>	<b>57.7</b>	<b>503</b>	<b>4.9</b>	<b>24147</b>	<b>1094</b>	<b>54.4</b>	<b>6842</b>	<b>37.8</b>	<b>38122</b>	<b>4180</b>	<b>131.6</b>	<b>24544</b>	<b>85.8</b>
B. Baria	3018	64	25.4	5	0.2	4889	311	76.3	1843	50.3	8529	452	63.6	5984	93.5
Cumilla	5969	425	85.4	243	5.4	9394	1230	157.1	6225	88.4	11247	1541	164.4	8760	103.8
Chandpur	3228	131	48.7	143	5.9	4268	347	97.6	3018	94.3	7374	448	72.9	5413	97.9
Feni	2520	85	40.5	64	3.4	2987	262	105.3	2185	97.5	4679	304	78.0	2757	78.6
Noakhali	2568	179	83.6	162	8.4	3260	564	207.6	2699	110.4	9864	1327	161.4	6920	93.5
Laxmipur	4427	70	19.0	58	1.7	7039	168	28.6	1413	26.8	8621	366	50.9	2694	41.7
Chattoogram	4983	441	106.2	251	6.7	9482	1392	176.2	7278	102.3	15487	2427	188.1	11890	102.4
Cox's Bazar	4192	76	21.8	54	1.7	4311	362	100.8	3223	99.7	10746	654	73.0	6238	77.4
Rangamati	1454	11	9.1	12	1.1	1114	86	92.6	704	84.3	2989	162	65.0	1817	81.1
Khagrachhari	2396	11	5.5	3	0.2	1140	100	105.3	1017	118.9	3315	265	95.9	1981	79.7
Bandarban	886	12	16.3	2	0.3	1818	116	76.6	1062	77.9	2581	167	77.6	1517	78.4
<b>Chattoogram Div.</b>	<b>35641</b>	<b>1505</b>	<b>50.7</b>	<b>997</b>	<b>3.7</b>	<b>49702</b>	<b>4938</b>	<b>119.2</b>	<b>30667</b>	<b>82.3</b>	<b>85432</b>	<b>8113</b>	<b>114.0</b>	<b>55971</b>	<b>87.4</b>
Sylhet	3750	211	67.5	105	3.7	2200	236	128.7	1471	89.2	9000	847	112.9	5311	78.7
Habiganj	6384	168	31.6	40	0.8	3811	242	76.2	1270	44.4	6977	633	108.9	3861	73.8
Moulavibazar	3099	89	34.5	24	1.0	3326	212	76.5	1419	56.9	6066	730	144.4	3629	79.8
Sunamganj	5182	161	37.3	58	1.5	6781	181	32.0	1088	21.4	8453	1440	204.4	7434	117.3
<b>Sylhet Div.</b>	<b>18415</b>	<b>629</b>	<b>41.0</b>	<b>227</b>	<b>1.6</b>	<b>16118</b>	<b>871</b>	<b>64.8</b>	<b>5248</b>	<b>43.4</b>	<b>30496</b>	<b>3650</b>	<b>143.6</b>	<b>20235</b>	<b>88.5</b>
<b>National</b>	<b>200595</b>	<b>9984</b>	<b>59.7</b>	<b>5974</b>	<b>4.0</b>	<b>253414</b>	<b>17299</b>	<b>81.9</b>	<b>110405</b>	<b>58.1</b>	<b>453448</b>	<b>44752</b>	<b>118.4</b>	<b>263624</b>	<b>77.5</b>

**Table-10: District wise Projection, Performance and Achievement Rate of Short Acting Methods**

District	Injectables					Oral Pill					Condom				
	Yearly Projection	Reporting Month		July'20 to March'21		Yearly Projection	Reporting Month		July'20 to March'21		Yearly Projection	Reporting Month		July'20 to March'21	
		Perform. (in CYP)	Achi. Rate (%)	Perform.	Achi. Rate(%)		Perform. (in CYP)	Achi. Rate (%)	Perform.	Achi. Rate(%)		Perform. (in CYP)	Achi. Rate (%)	Perform.	Achi. Rate(%)
Dinaipur	124862	3127	30.1	27585	29.5	256295	8714	40.8	78715	41.0	46002	763	19.9	6787	19.7
Thakurgaon	57105	2321	48.8	21829	51.0	117216	3382	34.6	33221	37.8	21039	211	12.0	2042	12.9
Panchgarh	44094	2330	63.4	20231	61.2	90508	3923	52.0	36905	54.4	16245	253	18.7	2180	17.9
Nilphamari	77921	3645	56.1	31821	54.4	159943	4702	35.3	42593	35.5	28708	377	15.8	3214	14.9
Rangpur	121279	5484	54.3	49921	54.9	248941	8265	39.8	64756	34.7	44682	833	22.4	7513	22.4
Kurigram	101175	5794	68.7	48816	64.3	207675	8829	51.0	73574	47.2	37275	814	26.2	7353	26.3
Gaibandha	104087	6581	75.9	59951	76.8	213651	9309	52.3	71829	44.8	38348	1093	34.2	9575	33.3
Lalmonirhat	52774	2959	67.3	25425	64.2	108325	3357	37.2	27075	33.3	19443	306	18.9	2657	18.2
<b>Rangpur Div.</b>	<b>683296</b>	<b>32241</b>	<b>56.6</b>	<b>285579</b>	<b>55.7</b>	<b>1402554</b>	<b>50481</b>	<b>43.2</b>	<b>428668</b>	<b>40.8</b>	<b>251741</b>	<b>4650</b>	<b>22.2</b>	<b>41321</b>	<b>21.9</b>
Bogura	145699	4189	34.5	35575	32.6	299066	9671	38.8	86283	38.5	53679	2141	47.9	18039	44.8
Joipurhat	40037	699	21.0	5670	18.9	82181	2137	31.2	20172	32.7	14750	320	26.0	2811	25.4
Noagaon	110993	2432	26.3	21604	26.0	227829	8671	45.7	76968	45.0	40892	994	29.2	8755	28.5
Nawabganj	70947	1789	30.3	15340	28.8	145628	1191	9.8	21535	19.7	26138	911	41.8	8445	43.1
Raishahi	115903	4063	42.1	34780	40.0	237907	4313	21.8	49262	27.6	42701	2174	61.1	18500	57.8
Natore	77696	1865	28.8	18017	30.9	159481	3326	25.0	44818	37.5	28625	1093	45.8	9408	43.8
Pabna	110935	3754	40.6	40429	48.6	227709	8371	44.1	86041	50.4	40871	1159	34.0	11639	38.0
Seraiganj	123356	6122	59.6	51609	55.8	253204	10110	47.9	95029	50.0	45447	2029	53.6	16338	47.9
<b>Rajshahi Div.</b>	<b>795566</b>	<b>24913</b>	<b>37.6</b>	<b>223024</b>	<b>37.4</b>	<b>1633004</b>	<b>47790</b>	<b>35.1</b>	<b>480108</b>	<b>39.2</b>	<b>293103</b>	<b>10821</b>	<b>44.3</b>	<b>93935</b>	<b>42.7</b>
Kushtia	86570	3125	43.3	27512	42.4	177697	5716	38.6	49522	37.2	31894	1114	41.9	9595	40.1
Meherpur	30652	1923	75.3	17111	74.4	62917	1281	24.4	11266	23.9	11293	377	40.1	3287	38.8
Chuadanga	48462	2415	59.8	20365	56.0	99475	2556	30.8	23233	31.1	17855	428	28.8	3934	29.4
Jhenaidaha	73673	1866	30.4	16330	29.6	151224	4199	33.3	38314	33.8	27143	624	27.6	5427	26.7
Magura	36637	1125	36.8	10291	37.5	75203	3016	48.1	24477	43.4	13498	369	32.8	3044	30.1
Narail	29508	904	36.8	7860	35.5	60569	2159	42.8	16881	37.2	10871	406	44.8	3462	42.5
Jashore	115970	6068	62.8	49206	56.6	238045	7760	39.1	63032	35.3	42726	1776	49.9	13498	42.1
Khulna	94014	4085	52.1	33082	46.9	192977	8706	54.1	76071	52.6	34637	1586	54.9	14211	54.7
Bagerhat	58241	1885	38.8	16057	36.8	119547	5213	52.3	47192	52.6	21457	719	40.2	6542	40.7
Satkhira	82439	2660	38.7	22779	36.8	169217	7007	49.7	64479	50.8	30372	1078	42.6	9360	41.1
<b>Khuina Div.</b>	<b>656168</b>	<b>26056</b>	<b>47.7</b>	<b>220593</b>	<b>44.8</b>	<b>1346871</b>	<b>47613</b>	<b>42.4</b>	<b>414467</b>	<b>41.0</b>	<b>241746</b>	<b>8477</b>	<b>42.1</b>	<b>72360</b>	<b>39.9</b>
Barguna	37401	1776	57.0	16494	58.8	76770	3050	47.7	28459	49.4	13779	221	19.2	2055	19.9
Patuakhali	63946	3598	67.5	32160	67.1	131258	5707	52.2	48836	49.6	23559	413	21.0	3587	20.3
Barishal	80113	3985	59.7	36917	61.4	164442	5978	43.6	54361	44.1	29515	727	29.6	6598	29.8
Jhalakati	21818	842	46.3	7348	44.9	44783	1452	38.9	12983	38.7	8038	165	24.6	1462	24.3
Bhola	69787	6856	117.9	60751	116.1	143247	3189	26.7	29452	27.4	25711	298	13.9	2757	14.3
Pirojpur	38471	1849	57.7	16038	55.6	78967	4283	65.1	39314	66.4	14174	479	40.6	4388	41.3
<b>Barishal Div.</b>	<b>311535</b>	<b>18906</b>	<b>72.8</b>	<b>169708</b>	<b>72.6</b>	<b>639467</b>	<b>23659</b>	<b>44.4</b>	<b>213405</b>	<b>44.5</b>	<b>114776</b>	<b>2303</b>	<b>24.1</b>	<b>20847</b>	<b>24.2</b>

District	Injectables					Oral Pill					Condom				
	Yearly Projection	Reporting Month		July'20 to March'21		Yearly Projection	Reporting Month		July'20 to March'21		Yearly Projection	Reporting Month		July'20 to March'21	
		Perform. (in CYP)	Achi. Rate (%)	Perform.	Achi. Rate(%)		Perform. (in CYP)	Achi. Rate (%)	Perform.	Achi. Rate(%)		Perform. (in CYP)	Achi. Rate (%)	Perform.	Achi. Rate(%)
Gopalganj	41528	1104	31.9	10741	34.5	85242	3951	55.6	35509	55.5	15300	509	39.9	4836	42.1
Madaripur	44255	1905	51.7	16198	48.8	90840	3369	44.5	28974	42.5	16305	429	31.6	3528	28.9
Shariatpur	40587	1070	31.6	9611	31.6	83311	2373	34.2	21904	35.1	14953	353	28.3	3058	27.3
Faridpur	74597	2060	33.1	18213	32.6	153121	5450	42.7	47672	41.5	27483	1025	44.8	9416	45.7
Rajbari	43921	1665	45.5	14841	45.1	90154	2975	39.6	25790	38.1	16181	601	44.6	5923	48.8
Dhaka	138295	8639	75.0	74201	71.5	283869	14684	62.1	127348	59.8	50951	3574	84.2	29634	77.5
Gazipur	79864	1838	27.6	15892	26.5	163932	6442	47.2	59148	48.1	29424	1113	45.4	9848	44.6
Munshiganj	56960	1169	24.6	9702	22.7	116917	4192	43.0	37004	42.2	20985	585	33.5	5067	32.2
Narayanganj	100973	4301	51.1	37347	49.3	207260	8975	52.0	79167	50.9	37201	1239	40.0	10979	39.4
Narshingdi	82875	3586	51.9	33581	54.0	170113	6386	45.0	59059	46.3	30533	877	34.5	8018	35.0
Manikganj	57679	1272	26.5	11246	26.0	118393	3251	33.0	33576	37.8	21250	585	33.0	6314	39.6
Tangail	160537	5113	38.2	43942	36.5	329523	8058	29.3	81792	33.1	59145	1546	31.4	13210	29.8
Kishoreganj	106430	3566	40.2	30879	38.7	218462	8131	44.7	72413	44.2	39211	1168	35.7	10017	34.1
<b>Dhaka Div.</b>	<b>1028502</b>	<b>37288</b>	<b>43.5</b>	<b>326394</b>	<b>42.3</b>	<b>2111135</b>	<b>78237</b>	<b>44.5</b>	<b>709356</b>	<b>44.8</b>	<b>378922</b>	<b>13604</b>	<b>43.1</b>	<b>119848</b>	<b>42.2</b>
Jamalpur	92055	2164	28.2	20721	30.0	188955	4452	28.3	44754	31.6	33915	602	21.3	5336	21.0
Sherpur	60391	5792	115.1	51100	112.8	123961	22211	215.0	188496	202.7	22249	1713	92.4	15723	94.2
Mymensingh	197852	2927	17.8	27910	18.8	406117	9107	26.9	85785	28.2	72893	1095	18.0	10764	19.7
Netrokona	79013	3508	53.3	29336	49.5	162184	8960	66.3	80245	66.0	29110	841	34.7	7506	34.4
<b>Mymensingh Div.</b>	<b>429311</b>	<b>14391</b>	<b>40.2</b>	<b>129067</b>	<b>40.1</b>	<b>881217</b>	<b>44730</b>	<b>60.9</b>	<b>399280</b>	<b>60.4</b>	<b>158167</b>	<b>4251</b>	<b>32.3</b>	<b>39329</b>	<b>33.2</b>
B. Baria	102750	2971	34.7	25891	33.6	210908	5619	32.0	51506	32.6	37855	852	27.0	7846	27.6
Cumilla	212139	7965	45.1	69007	43.4	435444	11668	32.2	104521	32.0	78157	1670	25.6	14228	24.3
Chandpur	89117	3609	48.6	30528	45.7	182925	4767	31.3	42936	31.3	32833	428	15.6	3899	15.8
Feni	52811	2198	49.9	19155	48.4	108402	2874	31.8	25460	31.3	19457	524	32.3	4438	30.4
Noakhali	110735	3863	41.9	32097	38.6	227298	4920	26.0	45028	26.4	40797	740	21.8	6501	21.2
Laxmipur	63330	3725	70.6	32481	68.4	129993	2473	22.8	22060	22.6	23332	202	10.4	1867	10.7
Chattogram	200705	5825	34.8	49902	33.2	411974	10717	31.2	99647	32.3	73944	1661	27.0	15023	27.1
Cox's Bazar	79703	5155	77.6	45783	76.6	163600	5538	40.6	48952	39.9	29364	633	25.9	5348	24.3
Rangamati	19405	758	46.9	6217	42.7	39831	2295	69.1	21357	71.5	7149	275	46.2	2559	47.7
Khagrachhari	21543	823	45.8	7490	46.4	44219	2560	69.5	22151	66.8	7937	211	31.9	1878	31.5
Bandarban	13835	619	53.7	5627	54.2	28397	1434	60.6	31199	62.0	5097	212	49.9	1986	52.0
<b>Chattogram Div.</b>	<b>966073</b>	<b>37511</b>	<b>46.6</b>	<b>324178</b>	<b>44.7</b>	<b>1982991</b>	<b>54865</b>	<b>33.2</b>	<b>496817</b>	<b>33.4</b>	<b>355922</b>	<b>7408</b>	<b>25.0</b>	<b>65573</b>	<b>24.6</b>
Sylhet	113519	6145	65.0	53657	63.0	233014	7253	37.4	59661	34.1	41823	1758	50.4	15329	48.9
Habiganj	74321	1501	24.2	12801	23.0	152554	5927	46.6	49549	43.3	27382	475	20.8	4026	19.6
Moulavibazar	63803	1889	35.5	15429	32.2	130965	3973	36.4	34105	34.7	23506	500	25.5	4055	23.0
Sunamganj	75742	2470	39.1	21761	38.3	155470	6683	51.6	55364	47.5	27905	963	41.4	8445	40.4
<b>Sylhet Div.</b>	<b>327386</b>	<b>12005</b>	<b>44.0</b>	<b>103648</b>	<b>42.2</b>	<b>672002</b>	<b>23836</b>	<b>42.6</b>	<b>198679</b>	<b>39.4</b>	<b>120616</b>	<b>3696</b>	<b>36.8</b>	<b>31855</b>	<b>35.2</b>
<b>National</b>	<b>5197836</b>	<b>203311</b>	<b>46.9</b>	<b>1782191</b>	<b>45.7</b>	<b>10669243</b>	<b>371211</b>	<b>41.8</b>	<b>3340780</b>	<b>41.7</b>	<b>1914992</b>	<b>55210</b>	<b>34.6</b>	<b>485068</b>	<b>33.8</b>

**Table -11: Method wise Users (Normal & Postpartum as Old, New, Dropout, Postpartum Expire) and CAR by District at the end of March 2021**

Name of District	Total Eligible Couple	Oral Pill											Total Oral Pill
		Normal					Postpartum					Postpartum Expire	
		Old	New	Total	Dropout		Old	New	Total	Dropout			
					No Method	Switch Over				No Method	Switch Over		
Dinajpur	667357	254146	1380	255526	1084	1207	16052	1173	17225	140	175	706	272751
Thakurgaon	305570	114034	698	114732	478	439	4987	384	5371	47	57	280	120103
Panchgarh	236893	96938	739	97677	511	420	3780	346	4126	26	40	205	101803
Nilphamari	415058	157896	1049	158945	680	639	7588	567	8155	58	63	380	167100
Rangpur	646334	231210	1814	233024	1169	880	11201	649	11850	123	106	408	244874
Kurigram	539528	197099	1522	198621	930	717	7765	626	8391	87	102	372	207012
Gaibandha	555463	207581	2086	209667	1476	1049	6034	530	6564	54	82	266	216231
Lalmonirhat	281838	95767	775	96542	438	258	4725	307	5032	21	53	167	101574
<b>Rangpur Div.</b>	<b>3648041</b>	<b>1354671</b>	<b>10063</b>	<b>1364734</b>	<b>6766</b>	<b>5609</b>	<b>62132</b>	<b>4582</b>	<b>66714</b>	<b>556</b>	<b>678</b>	<b>2784</b>	<b>1431448</b>
Bogura	775268	300257	2165	302422	1581	1365	12474	1086	13560	71	151	701	315982
Joipurhat	214111	81429	665	82094	437	268	3248	226	3474	19	60	151	85568
Naogaon	593577	248726	1661	250387	1079	743	8926	642	9568	44	49	424	259955
শুপার নবাবগঞ্জ	380107	136263	941	137204	544	416	4885	372	5257	26	52	261	142461
Rajshahi	620343	199994	2613	202607	1349	1318	10001	726	10727	170	233	233	213334
Natore	415099	156725	1442	158167	873	668	7352	662	8014	65	127	304	166181
Pabna	592114	208583	1800	210383	1094	701	8420	684	9104	142	100	330	219487
Serajganj	664198	250896	1976	252872	1035	738	16226	996	17222	101	165	697	270094
<b>Rajshahi Div.</b>	<b>4254817</b>	<b>1582873</b>	<b>13263</b>	<b>1596136</b>	<b>7992</b>	<b>6217</b>	<b>71532</b>	<b>5394</b>	<b>76926</b>	<b>638</b>	<b>937</b>	<b>3101</b>	<b>1673062</b>
Kustia	462015	145511	1189	146700	730	515	6586	617	7203	60	97	274	153903
Meherpur	162608	45060	273	45333	147	105	1101	67	1168	9	7	39	46501
Chuadanga	260333	89123	641	89764	428	334	4132	314	4446	21	45	187	94210
Jhenaidaha	395003	147862	829	148691	626	385	5404	360	5764	84	55	212	154455
Magura	193244	71507	544	72051	387	244	4248	338	4586	49	47	192	76637
Narail	154788	58761	605	59366	354	153	2034	164	2198	30	41	46	61564
Jashore	617938	186159	1006	187165	702	485	6916	532	7448	78	133	274	194613
Khulna	500060	178893	2546	181439	1225	855	5400	351	5751	75	83	162	187190
Bagerhat	304332	114606	959	115565	807	459	5858	423	6281	97	93	208	121846
Satkhira	439625	171985	1184	173169	802	448	5680	420	6100	57	47	286	179269
<b>Khulna Div.</b>	<b>3489946</b>	<b>1209467</b>	<b>9776</b>	<b>1219243</b>	<b>6208</b>	<b>3983</b>	<b>47359</b>	<b>3586</b>	<b>50945</b>	<b>560</b>	<b>648</b>	<b>1880</b>	<b>1270188</b>
Barguna	198551	64204	1178	65382	574	574	5245	362	5607	48	91	169	70989
Patuakhali	341468	113561	843	114404	533	451	7701	429	8130	109	117	161	122534
Barishal	427248	151745	1244	152989	917	548	8179	519	8698	62	62	267	161687
Jhalakati	115471	39789	365	40154	244	119	2091	156	2247	86	44	37	42401
Bhola	372825	107550	867	108417	609	546	8492	620	9112	52	71	386	117529
Pirojpur	206064	75979	685	76664	619	361	6442	546	6988	81	62	331	83652
<b>Barishal Div.</b>	<b>1661627</b>	<b>552828</b>	<b>5182</b>	<b>558010</b>	<b>3496</b>	<b>2599</b>	<b>38150</b>	<b>2632</b>	<b>40782</b>	<b>438</b>	<b>447</b>	<b>1351</b>	<b>598792</b>

Name of District	Total E. Couple	Oral Pill											Total Oral Pill
		Normal					Postpartum						
		Old	New	Total	Dropout		Old	New	Total	Dropout		Postpartum Expire	
					No Method	Switch Over				No Method	Switch Over		
Gopalganj	222183	86558	516	87074	320	245	3856	118	3974	17	33	98	91048
Madaripur	234928	82833	523	83356	405	233	4389	270	4659	40	31	211	88015
Shariatpur	216472	72307	517	72824	337	207	4735	268	5003	51	37	144	77827
Faridpur	399553	132998	1369	134367	884	669	5828	485	6313	111	140	188	140680
Rajbari	235570	79601	808	80409	488	326	4162	318	4480	49	67	141	84889
Dhaka	740320	239184	1664	240848	1091	631	9962	785	10747	246	125	293	251595
Gazipur	427595	173947	827	174774	658	312	6656	521	7177	74	50	225	181951
Munshiganj	303486	104306	636	104942	381	287	5929	339	6268	42	50	188	111210
Narayanganj	538818	196000	1941	197941	996	741	9733	981	10714	90	97	394	208655
Narsingdi	428621	151691	1327	153018	586	413	7204	512	7716	55	48	254	160734
Manikganj	308792	105650	640	106290	463	245	5107	307	5414	130	45	188	111704
Tangail	850678	331458	1407	332865	1202	581	10802	711	11513	107	99	413	344378
Kishoreganj	569177	219206	2237	221443	1573	734	11405	686	12091	176	166	252	233534
<b>Dhaka Div.</b>	<b>5476193</b>	<b>1975739</b>	<b>14412</b>	<b>1990151</b>	<b>9384</b>	<b>5624</b>	<b>89768</b>	<b>6301</b>	<b>96069</b>	<b>1188</b>	<b>988</b>	<b>2989</b>	<b>2086220</b>
Jamalpur	490710	174184	1011	175195	4385	492	8379	540	8919	54	76	296	184114
Sherpur	323043	123626	1003	124629	775	476	5467	323	5790	39	41	246	130419
Mymensingh	1035088	469238	3405	472643	2485	1450	27808	2152	29960	153	190	1324	502603
Netrokona	422774	174733	1149	175882	903	567	9046	617	9663	166	81	328	185545
<b>Mymensingh Div.</b>	<b>2271615</b>	<b>941781</b>	<b>6568</b>	<b>948349</b>	<b>8548</b>	<b>2985</b>	<b>50700</b>	<b>3632</b>	<b>54332</b>	<b>412</b>	<b>388</b>	<b>2194</b>	<b>1002681</b>
Brahmanbaria	536865	156498	1102	157600	957	370	13250	723	13973	109	53	381	171573
Cumilla	1126797	377638	2367	380005	1831	1083	27191	1460	28651	233	222	797	408656
Chandpur	476365	169641	1020	170661	807	394	12647	733	13380	68	69	461	184041
Feni	284073	82836	708	83544	434	265	6341	337	6678	90	110	102	90222
Noakhali	591805	188131	1032	189163	998	458	13764	713	14477	128	112	337	203640
Lakshmipur	330055	100037	580	100617	420	180	6869	325	7194	50	36	214	107811
Chattogram	1068594	387095	2413	389508	1503	965	20980	994	21974	203	175	651	411482
Cox's Bazar	429742	138417	1095	139512	724	394	13643	623	14266	141	144	410	153778
Rangamati	101055	38509	278	38787	179	89	1074	124	1198	15	41	61	39985
Khagrachhari	114893	46015	333	46348	174	93	1795	104	1899	19	11	80	48247
Bandarban	73855	21752	436	22188	199	204	2504	256	2760	55	66	105	24948
<b>Chattogram Div.</b>	<b>5134099</b>	<b>1706569</b>	<b>11364</b>	<b>1717933</b>	<b>8226</b>	<b>4495</b>	<b>120058</b>	<b>6392</b>	<b>126450</b>	<b>1111</b>	<b>1039</b>	<b>3599</b>	<b>1844383</b>
Sylhet	603403	172312	1745	174057	2297	477	13316	694	14010	133	73	263	188067
Habiganj	397274	147750	1032	148782	1081	423	11479	629	12108	153	95	280	160890
Moulavi Bazar	341047	116841	1065	117906	705	529	6577	713	7290	84	78	308	125196
Sunamganj	406779	130303	1992	132295	1354	847	13277	923	14200	266	176	442	146495
<b>Sylhet Div.</b>	<b>1748503</b>	<b>567206</b>	<b>5834</b>	<b>573040</b>	<b>5437</b>	<b>2276</b>	<b>44649</b>	<b>2959</b>	<b>47608</b>	<b>636</b>	<b>422</b>	<b>1293</b>	<b>620648</b>
<b>National</b>	<b>27684841</b>	<b>9891134</b>	<b>76462</b>	<b>9967596</b>	<b>56057</b>	<b>33788</b>	<b>524348</b>	<b>35478</b>	<b>559826</b>	<b>5539</b>	<b>5547</b>	<b>19191</b>	<b>10527422</b>



Name of District	Condom											Total Condom
	Normal					Postpartum					Postpartum Expire	
	Old	New	Total	Drop out		Old	New	Total	Drop out			
				No Methd	Switch Over				No Methd	Switch Over		
Dinajpur	30278	363	30641	269	153	2144	152	2296	22	33	101	32937
Thakurgaon	10109	99	10208	70	40	483	25	508	2	4	11	10716
Panchgarh	7569	159	7728	78	28	531	39	570	14	7	18	8298
Nilphamari	13237	136	13373	85	90	991	65	1056	17	26	36	14429
Rangpur	29617	478	30095	210	114	1944	189	2133	35	60	36	32228
Kurigram	23703	626	24329	308	126	1643	96	1739	27	11	48	26068
Gaibandha	26168	391	26559	277	134	1481	90	1571	38	11	30	28130
Lalmonirhat	8164	108	8272	137	38	815	36	851	4	4	32	9123
<b>Rangpur Div.</b>	<b>148845</b>	<b>2360</b>	<b>151205</b>	<b>1434</b>	<b>723</b>	<b>10032</b>	<b>692</b>	<b>10724</b>	<b>159</b>	<b>156</b>	<b>312</b>	<b>161929</b>
Bogura	57363	595	57958	289	440	2324	141	2465	18	27	108	60423
Joipurhat	14179	128	14307	51	54	749	29	778	8	9	45	15085
Naogaon	31870	403	32273	723	125	1831	123	1954	14	18	91	34227
Nawabganj	42888	324	43212	219	101	2430	156	2586	15	16	147	45798
Rajshahi	75879	1785	77664	909	745	6227	649	6876	279	267	89	84540
Natore	36666	503	37169	237	158	2057	117	2174	82	47	69	39343
Pabna	46554	351	46905	243	97	2564	104	2668	16	11	79	49573
Serajganj	60496	482	60978	319	136	4534	157	4691	39	38	100	65669
<b>Rajshahi Div.</b>	<b>365895</b>	<b>4571</b>	<b>370466</b>	<b>2990</b>	<b>1856</b>	<b>22716</b>	<b>1476</b>	<b>24192</b>	<b>471</b>	<b>433</b>	<b>728</b>	<b>394658</b>
Kustia	50547	511	51058	242	143	2882	171	3053	34	22	94	54111
Meherpur	14993	121	15114	57	49	627	46	673	6	3	16	15787
Chuadanga	18562	157	18719	99	45	1002	52	1054	6	14	474	19773
Jhenaidaha	28989	268	29257	148	64	1816	129	1945	307	25	49	31202
Magura	11858	124	11982	80	39	1101	53	1154	19	33	23	13136
Narail	12737	119	12856	90	40	629	27	656	17	7	5	13512
Jashore	51985	434	52419	265	144	2995	141	3136	31	33	105	55555
Khulna	52238	1012	53250	595	131	1932	94	2026	34	27	52	55276
Bagerhat	20733	369	21102	212	130	1404	88	1492	34	25	18	22594
Satkhira	28105	270	28375	151	131	1624	89	1713	25	11	80	30088
<b>Khulna Div.</b>	<b>290747</b>	<b>3385</b>	<b>294132</b>	<b>1939</b>	<b>916</b>	<b>16012</b>	<b>890</b>	<b>16902</b>	<b>513</b>	<b>200</b>	<b>916</b>	<b>311034</b>
Barguna	5326	184	5510	94	89	604	36	640	7	12	10	6150
Patuakhali	12424	198	12622	105	80	1168	55	1223	18	18	11	13845
Barishal	25962	311	26273	240	189	2158	113	2271	27	18	50	28544
Jhalakati	6026	88	6114	73	31	457	38	495	14	13	4	6609
Bhola	12711	230	12941	204	78	793	49	842	8	5	15	13783
Pirojpur	10719	159	10878	112	60	837	61	898	14	5	33	11776
<b>Barishal Div.</b>	<b>73168</b>	<b>1170</b>	<b>74338</b>	<b>828</b>	<b>527</b>	<b>6017</b>	<b>352</b>	<b>6369</b>	<b>88</b>	<b>71</b>	<b>123</b>	<b>80707</b>

Name of District	Condom											Total Condom
	Normal					Postpartum					Postpartum Expire	
	Old	New	Total	Drop out		Old	New	Total	Drop out			
				No Methd	Switch Over				No Methd	Switch Over		
Gopalganj	22199	268	22467	217	105	1586	77	1663	20	16	50	24130
Madaripur	15148	138	15286	113	33	1610	69	1679	22	16	22	16965
Shariatpur	18253	215	18468	100	44	1497	44	1541	15	8	38	20009
Faridpur	42593	545	43138	238	151	2572	203	2775	60	28	91	45913
Rajbari	19742	310	20052	145	51	1391	81	1472	41	11	35	21524
Dhaka	75570	613	76183	345	187	5065	281	5346	44	47	166	81529
Gazipur	33404	211	33615	141	57	2172	71	2243	20	15	30	35858
Munshiganj	28931	209	29140	125	74	2468	100	2568	13	16	58	31708
Narayanganj	39559	441	40000	348	222	3675	174	3849	51	47	123	43849
Narshingdi	30427	476	30903	203	111	2695	124	2819	25	22	64	33722
Manikganj	29541	294	29835	202	100	1696	146	1842	17	14	75	31677
Tangail	65454	494	65948	298	123	3095	181	3276	55	34	65	69224
Kishoreganj	31025	651	31676	432	388	3071	212	3283	93	61	65	34959
<b>Dhaka Div.</b>	<b>451846</b>	<b>4865</b>	<b>456711</b>	<b>2907</b>	<b>1646</b>	<b>32593</b>	<b>1763</b>	<b>34356</b>	<b>476</b>	<b>335</b>	<b>882</b>	<b>491067</b>
Jamalpur	27293	175	27468	100	52	1803	83	1886	15	9	20	29354
Sherpur	15523	159	15682	80	30	894	30	924	11	19	34	16606
Mymensingh	47299	658	47957	444	238	4149	303	4452	33	21	114	52409
Netrokona	15140	256	15396	181	98	1659	78	1737	20	13	59	17133
<b>Mymensingh Div.</b>	<b>105255</b>	<b>1248</b>	<b>106503</b>	<b>805</b>	<b>418</b>	<b>8505</b>	<b>494</b>	<b>8999</b>	<b>79</b>	<b>62</b>	<b>227</b>	<b>115502</b>
Brahmanbaria	33530	322	33852	407	75	2821	141	2962	182	14	58	36814
Cumilla	67098	680	67778	485	221	6929	374	7303	92	53	199	75081
Chandpur	22745	240	22985	163	85	2325	128	2453	12	21	41	25438
Feni	18922	212	19134	160	95	2270	117	2387	18	19	26	21521
Noakhali	37949	266	38215	318	57	4305	168	4473	47	12	34	42688
Lakshmipur	15310	118	15428	91	30	1601	69	1670	10	15	44	17098
Chattogram	74368	749	75117	477	239	6982	306	7288	67	46	174	82405
Cox's Bazar	19774	256	20030	159	68	2636	129	2765	29	13	26	22795
Rangamati	6114	67	6181	29	17	299	8	307	3	0	9	6488
Khagrachhari	3708	37	3745	18	14	237	12	249	1	3	4	3994
Bandarban	3600	142	3742	126	61	444	50	494	14	9	6	4236
<b>Chattogram Div.</b>	<b>303118</b>	<b>3089</b>	<b>306207</b>	<b>2433</b>	<b>962</b>	<b>30849</b>	<b>1502</b>	<b>32351</b>	<b>475</b>	<b>205</b>	<b>621</b>	<b>338558</b>
Sylhet	52157	625	52782	1095	74	4834	200	5034	45	17	58	57816
Habiganj	21363	256	21619	232	50	2520	110	2630	33	7	30	24249
Moulavi Bazar	18135	276	18411	193	91	1402	147	1549	24	15	22	19960
Sunamganj	24844	608	25452	498	191	3907	274	4181	110	35	114	29633
<b>Sylhet Div.</b>	<b>116499</b>	<b>1765</b>	<b>118264</b>	<b>2018</b>	<b>406</b>	<b>12663</b>	<b>731</b>	<b>13394</b>	<b>212</b>	<b>74</b>	<b>224</b>	<b>131658</b>
<b>National</b>	<b>1855373</b>	<b>22453</b>	<b>1877826</b>	<b>15354</b>	<b>7454</b>	<b>139387</b>	<b>7900</b>	<b>147287</b>	<b>2473</b>	<b>1536</b>	<b>4033</b>	<b>2025113</b>

Name of District	Injectable											
	Normal					Postpartum						Total Injectable
	Old	New	Total	Drop out		Old	New	Total	Drop out		Postpartum Expire	
				No Methd	Switch Over				No Methd	Switch Over		
Dinajpur	69127	471	69598	325	338	3034	150	3184	27	35	118	72782
Thakurgaon	58045	269	58314	217	311	1378	51	1429	10	5	37	59743
Panchgarh	39335	326	39661	268	267	852	43	895	9	7	48	40556
Nilphamari	68200	433	68633	258	304	2785	138	2923	23	28	90	71556
Rangpur	104005	732	104737	510	684	3657	173	3830	65	105	74	108567
Kurigram	107872	894	108766	612	565	2104	114	2218	23	411	66	110984
Gaibandha	95438	976	96414	727	554	2393	101	2494	60	21	71	98908
Lalmonirhat	57291	376	57667	222	203	1509	60	1569	14	12	95	59236
<b>Rangpur Div.</b>	<b>599313</b>	<b>4477</b>	<b>603790</b>	<b>3139</b>	<b>3226</b>	<b>17712</b>	<b>830</b>	<b>18542</b>	<b>231</b>	<b>624</b>	<b>599</b>	<b>622332</b>
Bogura	103427	665	104092	437	361	2904	159	3063	15	21	127	107155
Joipurhat	23593	131	23724	61	56	559	26	585	5	6	12	24309
Naogaon	53987	506	54493	326	257	1507	65	1572	15	39	58	56065
Nawabganj	51303	253	51556	222	185	1218	45	1263	21	10	49	52819
Rajshahi	86158	1381	87539	693	812	4235	337	4572	123	135	55	92111
Natore	45553	504	46057	232	301	1472	72	1544	18	33	41	47601
Pabna	100629	365	100994	296	176	2809	71	2880	13	16	58	103874
Serajganj	117467	737	118204	348	314	4599	120	4719	40	34	123	122923
<b>Rajshahi Div.</b>	<b>582117</b>	<b>4542</b>	<b>586659</b>	<b>2615</b>	<b>2462</b>	<b>19303</b>	<b>895</b>	<b>20198</b>	<b>250</b>	<b>294</b>	<b>523</b>	<b>606857</b>
Kustia	70123	476	70599	198	237	2215	92	2307	19	13	70	72906
Meherpur	34218	158	34376	78	126	494	46	540	0	2	13	34916
Chuadanga	51228	269	51497	168	193	1316	82	1398	10	24	48	52895
Jhenaidaha	48140	285	48425	173	164	1578	65	1643	21	37	23	50068
Magura	25392	193	25585	96	104	1456	52	1508	3	2	44	27093
Narail	17502	125	17627	81	74	416	12	428	2	6	4	18055
Jashore	123874	463	124337	355	294	3140	83	3223	17	29	66	127560
Khulna	67775	1000	68775	506	375	1609	71	1680	16	15	24	70455
Bagerhat	40839	437	41276	281	241	1374	69	1443	15	16	21	42719
Satkhira	64894	356	65250	193	162	1260	53	1313	10	7	55	66563
<b>Khulna Div.</b>	<b>543985</b>	<b>3762</b>	<b>547747</b>	<b>2129</b>	<b>1970</b>	<b>14858</b>	<b>625</b>	<b>15483</b>	<b>113</b>	<b>151</b>	<b>368</b>	<b>563230</b>
Barguna	37120	590	37710	310	326	1593	63	1656	49	21	34	39366
Patuakhali	70159	495	70654	278	1581	2621	107	2728	66	29	76	73382
Barishal	62105	589	62694	436	316	2791	104	2895	34	15	68	65589
Jhalakati	15977	165	16142	125	45	462	39	501	20	15	14	16643
Bhola	111466	666	112132	774	644	3707	151	3858	27	43	111	115990
Pirojpur	28443	318	28761	242	154	1038	44	1082	12	8	44	29843
<b>Barishal Div.</b>	<b>325270</b>	<b>2823</b>	<b>328093</b>	<b>2165</b>	<b>3066</b>	<b>12212</b>	<b>508</b>	<b>12720</b>	<b>208</b>	<b>131</b>	<b>347</b>	<b>340813</b>

Name of District	Injectable											Total Injectable
	Normal					Postpartum						
	Old	New	Total	Drop out		Old	New	Total	Drop out		Postpartum Expire	
				No Methd	Switch Over				No Methd	Switch Over		
Gopalganj	21363	260	21623	142	77	917	27	944	3	3	16	22567
Madaripur	34762	189	34951	137	111	1620	36	1656	17	22	34	36607
Shariatpur	30481	184	30665	186	98	1412	29	1441	11	1	22	32106
Faridpur	43904	489	44393	259	204	1078	58	1136	35	21	37	45529
Rajbari	31994	252	32246	170	145	1122	40	1162	9	10	25	33408
Dhaka	91343	590	91933	307	243	3757	132	3889	51	31	74	95822
Gazipur	40318	222	40540	135	66	1192	38	1230	1	4	28	41770
Munshiganj	31737	134	31871	119	92	1546	38	1584	39	9	23	33455
Narayanganj	71501	644	72145	381	277	3071	89	3160	29	23	88	75305
Narshingdi	64190	436	64626	315	407	2662	96	2758	52	36	44	67384
Manikganj	34932	306	35238	222	126	1141	54	1195	11	10	24	36433
Tangail	99551	515	100066	453	248	2124	71	2195	36	15	55	102261
Kishoreganj	65130	908	66038	550	529	3154	167	3321	61	53	54	69359
<b>Dhaka Div.</b>	<b>661206</b>	<b>5129</b>	<b>666335</b>	<b>3376</b>	<b>2623</b>	<b>24796</b>	<b>875</b>	<b>25671</b>	<b>355</b>	<b>238</b>	<b>524</b>	<b>692006</b>
Jamalpur	85390	274	85664	264	161	2588	75	2663	22	5	38	88327
Sherpur	51782	207	51989	187	121	1328	35	1363	12	21	47	53352
Mymensingh	118497	950	119447	665	488	5927	213	6140	92	25	198	125587
Netrokona	47808	416	48224	296	252	3221	108	3329	33	11	77	51553
<b>Mymensingh Div.</b>	<b>303477</b>	<b>1847</b>	<b>305324</b>	<b>1412</b>	<b>1022</b>	<b>13064</b>	<b>431</b>	<b>13495</b>	<b>159</b>	<b>62</b>	<b>360</b>	<b>318819</b>
Brahmanbaria	68652	412	69064	555	131	3800	123	3923	107	8	75	72987
Cumilla	172743	951	173694	737	451	8725	375	9100	87	60	141	182794
Chandpur	73932	383	74315	330	231	3287	124	3411	14	32	88	77726
Feni	39093	309	39402	217	130	2309	92	2401	22	12	22	41803
Noakhali	93666	418	94084	421	123	6433	168	6601	39	17	84	100685
Lakshmipur	68365	299	68664	213	66	3752	195	3947	20	7	89	72611
Chattogram	112927	847	113774	601	393	7080	226	7306	55	38	129	121080
Cox's Bazar	87705	752	88457	515	266	7579	273	7852	66	55	136	96309
Rangamati	13268	88	13356	71	62	389	10	399	3	0	8	13755
Khagrachhari	16538	83	16621	67	48	502	5	507	3	2	6	17128
Bandarban	11475	174	11649	189	102	862	45	907	15	10	13	12556
<b>Chattogram Div.</b>	<b>758364</b>	<b>4716</b>	<b>763080</b>	<b>3916</b>	<b>2003</b>	<b>44718</b>	<b>1636</b>	<b>46354</b>	<b>431</b>	<b>241</b>	<b>791</b>	<b>809434</b>
Sylhet	97125	712	97837	553	104	5921	133	6054	68	29	67	103891
Habiganj	41910	270	42180	302	95	3377	70	3447	10	3	25	45627
Moulavi Bazar	39343	276	39619	286	129	1432	47	1479	15	13	13	41098
Sunamganj	46948	637	47585	444	225	3848	152	4000	36	20	51	51585
<b>Sylhet Div.</b>	<b>225326</b>	<b>1895</b>	<b>227221</b>	<b>1585</b>	<b>553</b>	<b>14578</b>	<b>402</b>	<b>14980</b>	<b>129</b>	<b>65</b>	<b>156</b>	<b>242201</b>
<b>National</b>	<b>3999058</b>	<b>29191</b>	<b>4028249</b>	<b>20337</b>	<b>16925</b>	<b>161241</b>	<b>6202</b>	<b>167443</b>	<b>1876</b>	<b>1806</b>	<b>3668</b>	<b>4195692</b>

Name of District	IUD											Total IUD
	Normal					Postpartum						
	Old	New	Total	Drop out		Old	New	Total	Drop out		Postpartum Expire	
				No Methd	Switch Over				No Methd	Switch Over		
Dinajpur	9995	60	10055	35	34	340	14	354	4	3	10	10409
Thakurgaon	1794	6	1800	6	1	69	3	72	0	0	2	1872
Panchgarh	3962	10	3972	8	9	55	0	55	1	0	1	4027
Nilphamari	5532	41	5573	25	31	231	4	235	0	1	5	5808
Rangpur	13191	52	13243	67	14	547	4	551	2	1	9	13794
Kurigram	11605	92	11697	48	33	166	6	172	3	1	4	11869
Gaibandha	17067	54	17121	114	46	297	3	300	3	0	6	17421
Lalmonirhat	2602	32	2634	105	32	141	8	149	1	2	2	2783
<b>Rangpur Div.</b>	<b>65748</b>	<b>347</b>	<b>66095</b>	<b>408</b>	<b>200</b>	<b>1846</b>	<b>42</b>	<b>1888</b>	<b>14</b>	<b>8</b>	<b>39</b>	<b>67983</b>
Bogrua	19185	41	19226	64	25	226	7	233	5	0	6	19459
Joipurhat	3092	19	3111	4	9	48	0	48	0	0	2	3159
Naogaon	10105	42	10147	38	22	239	12	251	89	0	10	10398
Nawabganj	5280	22	5302	12	7	158	2	160	2	0	4	5462
Rajshahi	7089	35	7124	25	20	198	4	202	1	1	5	7326
Natore	7649	32	7681	19	17	168	9	177	3	3	7	7858
Pabna	21402	45	21447	76	18	204	10	214	15	1	2	21661
Serajganj	20445	149	20594	68	36	1481	9	1490	5	1	3	22084
<b>Rajshahi Div.</b>	<b>94247</b>	<b>385</b>	<b>94632</b>	<b>306</b>	<b>154</b>	<b>2722</b>	<b>53</b>	<b>2775</b>	<b>120</b>	<b>6</b>	<b>39</b>	<b>97407</b>
Kustia	4736	12	4748	14	10	63	2	65	1	0	3	4813
Meherpur	2040	1	2041	4	5	27	0	27	0	0	2	2068
Chuadanga	4410	22	4432	16	8	100	5	105	0	0	2	4537
Jhenaidaha	7213	21	7234	27	12	154	2	156	0	0	2	7390
Magura	3764	30	3794	6	10	175	7	182	7	0	1	3976
Narail	4380	4	4384	29	5	45	0	45	0	1	1	4429
Jashore	16767	36	16803	33	19	346	4	350	1	2	7	17153
Khulna	12739	56	12795	50	25	456	9	465	228	2	10	13260
Bagerhat	9670	38	9708	37	15	381	3	384	0	0	1	10092
Satkhira	9467	22	9489	17	4	428	2	430	1	2	5	9919
<b>Khulna Div.</b>	<b>75186</b>	<b>242</b>	<b>75428</b>	<b>233</b>	<b>113</b>	<b>2175</b>	<b>34</b>	<b>2209</b>	<b>238</b>	<b>7</b>	<b>34</b>	<b>77637</b>
Barguna	4285	29	4314	21	14	116	1	117	2	1	1	4431
Patuakhali	8162	40	8202	30	22	445	8	453	2	0	7	8655
Barishal	12021	36	12057	47	20	379	3	382	0	0	5	12439
Jhalakati	4479	10	4489	19	11	85	4	89	2	2	2	4578
Bhola	10788	31	10819	18	12	278	9	287	0	0	3	11106
Pirojpur	9055	30	9085	36	26	231	4	235	0	2	5	9320
<b>Barishal Div.</b>	<b>48790</b>	<b>176</b>	<b>48966</b>	<b>171</b>	<b>105</b>	<b>1534</b>	<b>29</b>	<b>1563</b>	<b>6</b>	<b>5</b>	<b>23</b>	<b>50529</b>

Name of District	IUD											Total IUD
	Normal					Postpartum						
	Old	New	Total	Drop out		Old	New	Total	Drop out		Postpartum Expire	
				No Methd	Switch Over				No Methd	Switch Over		
Gopalganj	4362	9	4371	14	4	102	1	103	0	0	4	4474
Madaripur	7396	43	7439	27	10	272	7	279	0	0	4	7718
Shariatpur	8987	42	9029	37	12	272	1	273	4	2	8	9302
Faridpur	14399	75	14474	65	20	298	10	308	2	1	23	14782
Rajbari	5965	25	5990	25	14	97	0	97	1	1	3	6087
Dhaka	21037	85	21122	40	23	782	21	803	3	2	9	21925
Gazipur	8915	21	8936	19	6	139	4	143	1	0	0	9079
Munshiganj	7430	13	7443	43	17	349	4	353	3	2	11	7796
Narayanganj	11494	41	11535	45	24	398	5	403	4	2	2	11938
Narshingdi	14872	34	14906	27	22	430	7	437	2	1	6	15343
Manikganj	6976	23	6999	21	15	89	3	92	0	0	7	7091
Tangail	20345	81	20426	72	25	311	4	315	3	5	5	20741
Kishoreganj	19042	73	19115	70	45	671	15	686	3	7	3	19801
<b>Dhaka Div.</b>	<b>151220</b>	<b>565</b>	<b>151785</b>	<b>505</b>	<b>237</b>	<b>4210</b>	<b>82</b>	<b>4292</b>	<b>26</b>	<b>23</b>	<b>85</b>	<b>156077</b>
Jamalpur	14599	29	14628	24	11	254	3	257	5	0	3	14885
Sherpur	6766	11	6777	12	9	61	4	65	0	0	3	6842
Mymensingh	21648	66	21714	42	41	625	7	632	12	2	3	22346
Netrokona	7618	19	7637	30	14	389	1	390	2	1	1	8027
<b>Mymensingh Div.</b>	<b>50631</b>	<b>125</b>	<b>50756</b>	<b>108</b>	<b>75</b>	<b>1329</b>	<b>15</b>	<b>1344</b>	<b>19</b>	<b>3</b>	<b>10</b>	<b>52100</b>
Brahmanbaria	17443	39	17482	140	31	610	14	624	3	1	9	18106
Cumilla	36843	208	37051	142	50	1998	95	2093	25	18	30	39144
Chandpur	12777	72	12849	62	44	1211	36	1247	2	7	25	14096
Feni	9934	48	9982	30	17	850	68	918	1	1	3	10900
Noakhali	18073	54	18127	66	10	1343	13	1356	3	2	12	19483
Lakshmipur	8007	15	8022	52	5	442	9	451	3	0	7	8473
Chattogram	41629	129	41758	155	53	1803	39	1842	4	2	31	43600
Cox's Bazar	11537	22	11559	50	7	1309	32	1341	3	0	14	12900
Rangamati	4946	16	4962	22	12	322	9	331	2	0	13	5293
Khagrachhari	3921	18	3939	18	5	192	5	197	0	0	0	4136
Bandarban	3845	15	3860	55	31	363	10	373	2	2	5	4233
<b>Chattogram Div.</b>	<b>168955</b>	<b>636</b>	<b>169591</b>	<b>792</b>	<b>265</b>	<b>10443</b>	<b>330</b>	<b>10773</b>	<b>48</b>	<b>33</b>	<b>149</b>	<b>180364</b>
Sylhet	15696	19	15715	46	16	889	8	897	6	0	23	16612
Habiganj	10040	7	10047	17	5	794	33	827	2	0	8	10874
Moulavi Bazar	10989	24	11013	40	20	501	22	523	4	3	5	11536
Sunamganj	12685	10	12695	39	12	750	17	767	2	0	3	13462
<b>Sylhet Div.</b>	<b>49410</b>	<b>60</b>	<b>49470</b>	<b>142</b>	<b>53</b>	<b>2934</b>	<b>80</b>	<b>3014</b>	<b>14</b>	<b>3</b>	<b>39</b>	<b>52484</b>
<b>National</b>	<b>704187</b>	<b>2536</b>	<b>706723</b>	<b>2665</b>	<b>1202</b>	<b>27193</b>	<b>665</b>	<b>27858</b>	<b>485</b>	<b>88</b>	<b>418</b>	<b>734581</b>

Name of District	Implant											Total Implant
	Normal			Drop out		Postpartum			Drop out		Postpartum Expire	
	Old	New	Total	No Methd	Switch Over	Old	New	Total	No Methd	Switch Over		
Dinajpur	40295	293	40588	129	212	2498	67	2565	10	10	82	43153
Thakurgaon	13434	78	13512	51	69	326	13	339	2	0	12	13851
Panchgarh	12625	56	12681	31	51	272	10	282	1	0	5	12963
Nilphamari	18862	58	18920	65	54	991	11	1002	1	5	40	19922
Rangpur	31678	156	31834	111	64	1330	21	1351	8	3	25	33185
Kurigram	18447	84	18531	84	72	793	9	802	3	3	24	19333
Gaibandha	28222	46	28268	133	91	993	7	1000	8	1	20	29268
Lalmonirhat	12706	57	12763	33	44	487	10	497	15	4	18	13260
<b>Rangpur Div.</b>	<b>176269</b>	<b>828</b>	<b>177097</b>	<b>637</b>	<b>657</b>	<b>7690</b>	<b>148</b>	<b>7838</b>	<b>48</b>	<b>26</b>	<b>226</b>	<b>184935</b>
Bogura	51671	256	51927	193	221	2454	52	2506	6	4	88	54433
Joipurhat	14595	164	14759	25	48	694	29	723	1	2	47	15482
Naogaon	22464	138	22602	113	111	837	11	848	5	3	32	23450
Nawabganj	6955	82	7037	18	47	249	6	255	7	0	10	7292
Rajshahi	20242	151	20393	74	101	1026	19	1045	3	0	16	21438
Natore	20296	167	20463	71	96	1150	42	1192	14	5	37	21655
Pabna	22562	84	22646	42	54	659	20	679	1	5	8	23325
Seraiganj	20998	95	21093	65	83	1119	15	1134	9	2	24	22227
<b>Rajshahi Div.</b>	<b>179783</b>	<b>1137</b>	<b>180920</b>	<b>601</b>	<b>761</b>	<b>8188</b>	<b>194</b>	<b>8382</b>	<b>46</b>	<b>21</b>	<b>262</b>	<b>189302</b>
Kustia	11993	95	12088	32	35	411	15	426	0	2	17	12514
Meherpur	3436	5	3441	6	8	70	0	70	0	1	0	3511
Chuadanga	9445	102	9547	18	34	314	18	332	3	8	22	9879
Jhenaidaha	16365	76	16441	56	41	698	22	720	1	4	12	17161
Magura	9488	39	9527	40	19	599	11	610	3	3	12	10137
Narail	6325	7	6332	14	8	224	2	226	0	0	1	6558
Jashore	29030	64	29094	58	53	1119	10	1129	2	2	24	30223
Khulna	29682	136	29818	91	47	980	14	994	3	2	192	30812
Bagerhat	13942	46	13988	27	25	915	2	917	1	592	14	14905
Satkhira	15690	33	15723	28	42	566	1	567	0	0	19	16290
<b>Khulna Div.</b>	<b>145396</b>	<b>603</b>	<b>145999</b>	<b>370</b>	<b>312</b>	<b>5896</b>	<b>95</b>	<b>5991</b>	<b>13</b>	<b>614</b>	<b>313</b>	<b>151990</b>
Barguna	12456	69	12525	30	31	726	14	740	5	10	23	13265
Patuakhali	22034	25	22059	61	62	1192	31	1223	3	3	14	23282
Barishal	20920	44	20964	59	37	1000	5	1005	2	3	25	21969
Jhalakati	6576	13	6589	20	4	259	2	261	2	2	3	6850
Bhola	21745	65	21810	50	53	788	19	807	35	0	3	22617
Pirojpur	11201	20	11221	40	21	677	3	680	11	2	237	11901
<b>Barishal Div.</b>	<b>94932</b>	<b>236</b>	<b>95168</b>	<b>260</b>	<b>208</b>	<b>4642</b>	<b>74</b>	<b>4716</b>	<b>58</b>	<b>20</b>	<b>305</b>	<b>99884</b>

Name of District	Implant											Total Implant
	Normal					Postpartum						
	Old	New	Total	Drop out		Old	New	Total	Drop out		Postpartum Expire	
				No Methd	Switch Over				No Methd	Switch Over		
Gopalganj	9539	10	9549	20	12	626	6	632	1	1	15	10181
Madaripur	15331	15	15346	31	20	740	3	743	1	0	14	16089
Shariatpur	8708	10	8718	16	9	586	27	613	4	0	11	9331
Faridpur	20075	132	20207	83	43	929	11	940	2	3	30	21147
Rajbari	14511	73	14584	40	45	640	16	656	1	2	24	15240
Dhaka	28086	55	28141	29	30	1562	19	1581	8	3	13	29722
Gazipur	15004	19	15023	44	11	522	4	526	1	0	11	15549
Munshiganj	10511	25	10536	31	39	643	10	653	1	7	16	11189
Narayanganj	17163	57	17220	42	40	925	2	927	9	3	17	18147
Narshingdi	13602	34	13636	19	15	713	5	718	1	0	136	14354
Manikganj	14390	87	14477	58	54	520	16	536	3	1	19	15013
Tangail	39413	128	39541	108	97	1150	15	1165	3	2	30	40706
Kishoreganj	31934	147	32081	97	62	1941	36	1977	8	7	37	34058
<b>Dhaka Div.</b>	<b>238267</b>	<b>792</b>	<b>239059</b>	<b>618</b>	<b>477</b>	<b>11497</b>	<b>170</b>	<b>11667</b>	<b>43</b>	<b>29</b>	<b>373</b>	<b>250726</b>
Jamalpur	28735	40	28775	65	42	1167	13	1180	5	2	15	29955
Sherpur	19201	82	19283	47	27	543	18	561	0	1	22	19844
Mymensingh	44079	110	44189	92	78	1968	8	1976	12	7	53	46165
Netrokona	21735	55	21790	62	45	1675	13	1688	3	9	23	23478
<b>Mymensingh Div.</b>	<b>113750</b>	<b>287</b>	<b>114037</b>	<b>266</b>	<b>192</b>	<b>5353</b>	<b>52</b>	<b>5405</b>	<b>20</b>	<b>19</b>	<b>113</b>	<b>119442</b>
Brahmanbaria	23326	29	23355	77	51	2588	16	2604	10	1	45	25959
Cumilla	39310	143	39453	174	50	3147	89	3236	24	18	41	42689
Chandpur	19336	61	19397	63	34	2321	21	2342	7	3	46	21739
Feni	11883	21	11904	24	32	1483	17	1500	2	1	5	13404
Noakhali	25699	54	25753	57	7	3561	9	3570	10	12	35	29323
Lakshmipur	15037	30	15067	37	10	1291	5	1296	3	2	23	16363
Chattogram	56728	58	56786	154	69	3646	14	3660	9	8	47	60446
Cox's Bazar	27176	54	27230	89	43	2784	28	2812	13	11	23	30042
Rangamati	10249	5	10254	13	8	434	1	435	0	1	20	10689
Khagrachhari	7090	6	7096	19	1	296	4	300	6	0	1	7396
Bandarban	6343	0	6343	43	22	638	0	638	8	0	1	6981
<b>Chattogram Div.</b>	<b>242177</b>	<b>461</b>	<b>242638</b>	<b>750</b>	<b>327</b>	<b>22189</b>	<b>204</b>	<b>22393</b>	<b>92</b>	<b>57</b>	<b>287</b>	<b>265031</b>
Sylhet	32073	18	32091	56	20	3106	9	3115	2	2	26	35206
Habiganj	14064	14	14078	17	11	2133	3	2136	1	2	17	16214
Moulavi Bazar	17315	25	17340	43	22	1176	2	1178	0	0	13	18518
Sunamganj	21845	18	21863	76	30	2720	8	2728	9	4	17	24591
<b>Sylhet Div.</b>	<b>85297</b>	<b>75</b>	<b>85372</b>	<b>192</b>	<b>83</b>	<b>9135</b>	<b>22</b>	<b>9157</b>	<b>12</b>	<b>8</b>	<b>73</b>	<b>94529</b>
<b>National</b>	<b>1275871</b>	<b>4419</b>	<b>1280290</b>	<b>3694</b>	<b>3017</b>	<b>74590</b>	<b>959</b>	<b>75549</b>	<b>332</b>	<b>794</b>	<b>1952</b>	<b>1355839</b>



Name of District	Permanent Method														Postpartum Expire	Total Permanent Method	Total Acceptors	CAR(%)
	Male							Female										
	Normal			Postpartum			Total Male	Normal			Postpartum			Total Female				
	Old	New	Total	Old	New	Total		Old	New	Total	Old	New	Total					
Dinajpur	73	1	74	66499	111	66610	66684	2066	148	2214	0	22	22	2236	547293	68920	546649	81.9
Thakurgaon	3	1	4	19773	28	19801	19805	369	37	406	0	0	0	406	242274	20211	241899	79.2
Panchgarh	9	0	9	12638	12	12650	12659	400	38	438	0	11	11	449	192317	13108	192120	81.1
Nilphamari	64	2	66	37953	45	37998	38064	1084	61	1145	0	4	4	1149	337788	39213	337523	81.3
Rangpur	184	0	184	35333	48	35381	35565	2073	40	2113	0	23	23	2136	505791	37701	505212	78.2
Kurigram	6	0	6	22267	30	22297	22303	423	41	464	0	769	769	1233	416282	23536	415921	77.1
Gaibandha	13	0	13	34634	86	34720	34733	1089	89	1178	0	0	0	1178	450477	35911	450091	81.0
Lalmonirhat	8	0	8	22208	36	22244	22252	503	28	531	0	4	4	535	227363	22787	227116	80.6
<b>Rangpur Div.</b>	<b>360</b>	<b>4</b>	<b>364</b>	<b>#####</b>	<b>396</b>	<b>251701</b>	<b>252065</b>	<b>8007</b>	<b>482</b>	<b>8489</b>	<b>0</b>	<b>833</b>	<b>833</b>	<b>9322</b>	<b>2919585</b>	<b>261387</b>	<b>2916531</b>	<b>79.9</b>
Bogura	52	3	55	51487	439	51926	51981	1445	118	1563	0	14	14	1577	0	53558	637418	82.2
Joipurhat	8	0	8	19317	30	19347	19355	345	12	357	0	0	0	357	0	19712	179465	83.8
Naogaon	20	0	20	68269	76	68345	68365	2072	132	2204	0	14	14	2218	0	70583	473966	79.8
Nawabganj	7	1	8	32332	107	32439	32447	1147	73	1220	0	26	26	1246	0	33693	304411	80.1
Rajshahi	570	0	570	67996	94	68090	68660	4301	75	4376	0	64	64	4440	0	73100	505163	81.4
Natore	50	0	50	51480	50	51530	51580	1437	87	1524	0	36	36	1560	0	53140	341380	82.2
Pabna	13	1	14	37088	78	37166	37180	618	39	657	0	12	12	669	0	37849	468658	79.1
Serajganj	3	0	3	21598	122	21720	21723	1354	91	1445	0	26	26	1471	0	23194	545105	82.1
<b>Rajshahi Div.</b>	<b>723</b>	<b>5</b>	<b>728</b>	<b>#####</b>	<b>996</b>	<b>350563</b>	<b>351291</b>	<b>12719</b>	<b>627</b>	<b>13346</b>	<b>0</b>	<b>192</b>	<b>192</b>	<b>13538</b>	<b>0</b>	<b>364829</b>	<b>3455566</b>	<b>81.2</b>
Kustia	23	0	23	57143	56	57199	57222	2044	92	2136	0	32	32	2168	366027	59390	365316	79.1
Meherpur	0	0	0	23876	16	23892	23892	791	39	830	0	0	0	830	128616	24722	128514	79.0
Chuadanga	0	0	0	29241	32	29273	29273	1356	81	1437	0	7	7	1444	214953	30717	214737	82.5
Jhenaidaha	0	0	0	44428	70	44498	44498	1596	77	1673	0	4	4	1677	309535	46175	309653	78.4
Magura	3	0	3	18487	24	18511	18514	992	37	1029	0	15	15	1044	152502	19558	152358	78.8
Narail	0	0	0	14394	17	14411	14411	404	22	426	0	14	14	440	120905	14851	120856	78.1
Jashore	100	1	101	47273	41	47314	47415	866	36	902	0	9	9	911	496706	48326	496392	80.3
Khulna	8	0	8	33621	42	33663	33671	690	40	730	0	56	56	786	403558	34457	403146	80.6
Bagerhat	32	0	32	20250	38	20288	20320	469	34	503	0	6	6	509	246925	20829	246542	81.0
Satkhira	1	0	1	37072	35	37107	37108	1099	32	1131	0	18	18	1149	352614	38257	352428	80.2
<b>Khulna Div.</b>	<b>167</b>	<b>1</b>	<b>168</b>	<b>#####</b>	<b>371</b>	<b>326156</b>	<b>326324</b>	<b>10307</b>	<b>490</b>	<b>10797</b>	<b>0</b>	<b>161</b>	<b>161</b>	<b>10958</b>	<b>2792341</b>	<b>337282</b>	<b>2789942</b>	<b>79.9</b>
Barguna	13	0	13	8471	17	8488	8501	586	37	623	0	4	4	627	156738	9128	156793	79.0
Patuakhali	8	0	8	17550	13	17563	17571	1064	37	1101	0	37	37	1138	272559	18709	272255	79.7
Barishal	35	1	36	27012	71	27083	27119	1016	67	1083	0	119	119	1202	329836	28321	329204	77.1
Jhalakati	4	0	4	7763	10	7773	7777	362	9	371	0	3	3	374	90153	8151	90251	78.2
Bhola	11	0	11	9672	12	9684	9695	130	8	138	0	37	37	175	302442	9870	301891	81.0
Pirojpur	7	0	7	9649	7	9656	9663	636	34	670	0	5	5	675	164512	10338	164274	79.7
<b>Barishal Div.</b>	<b>78</b>	<b>1</b>	<b>79</b>	<b>80117</b>	<b>130</b>	<b>80247</b>	<b>80326</b>	<b>3794</b>	<b>192</b>	<b>3986</b>	<b>0</b>	<b>205</b>	<b>205</b>	<b>4191</b>	<b>1316240</b>	<b>84517</b>	<b>1314668</b>	<b>79.1</b>

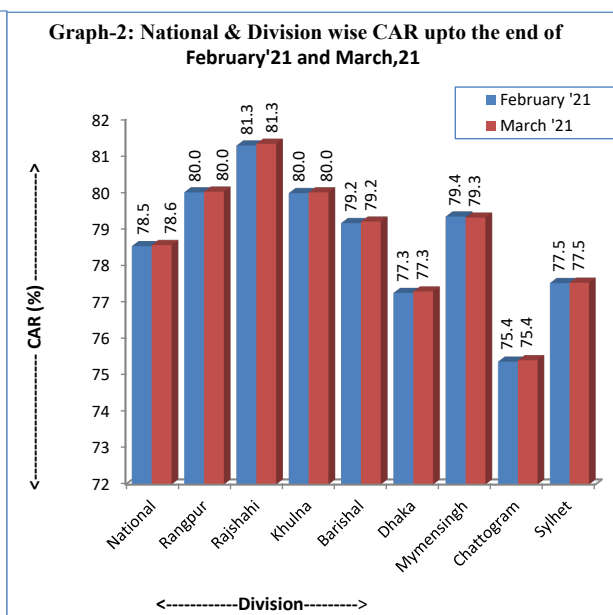
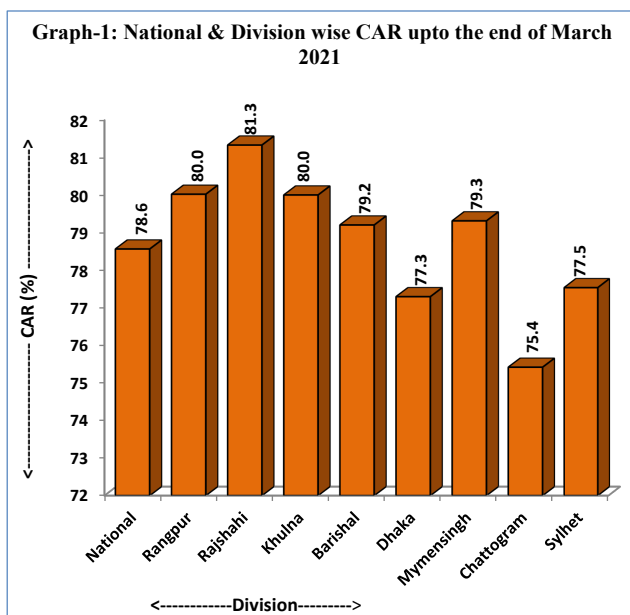
Name of District	Permanent Method														Postpartu m Expire	Total Permanent Method	Total Acceptors	CAR(%)
	Male							Female										
	Normal			Postpartum			Total Male	Normal			Postpartum			Total Female				
	Old	New	Total	Old	New	Total		Old	New	Total	Old	New	Total					
Gopalganj	6	1	7	19911	24	19935	19942	634	33	667	0	15	15	682	177336	20624	177309	79.8
Madaripur	2	0	2	14847	13	14860	14862	479	30	509	0	8	8	517	183961	15379	183784	78.2
Shariatpur	3	0	3	11828	34	11862	11865	478	21	499	0	16	16	515	165698	12380	165369	76.4
Faridpur	0	0	0	36734	114	36848	36848	1339	114	1453	0	38	38	1491	316641	38339	315995	79.1
Rajbari	4	0	4	17415	13	17428	17432	323	34	357	0	24	24	381	185393	17813	185223	78.6
Dhaka	149	12	161	49466	57	49523	49684	2636	158	2794	0	60	60	2854	562244	52538	561291	75.8
Gazipur	6	0	6	33584	7	33591	33597	645	51	696	0	39	39	735	325619	34332	325237	76.1
Munshiganj	5	0	5	27232	8	27240	27245	2079	83	2162	0	16	16	2178	227458	29423	226928	74.8
Narayanganj	61	1	62	32541	20	32561	32623	1336	49	1385	0	25	25	1410	408162	34033	407270	75.6
Narshingdi	2	0	2	31732	21	31753	31755	2205	102	2307	0	37	37	2344	327481	34099	326956	76.3
Manikganj	1	0	1	29689	26	29715	29716	970	65	1035	0	3	3	1038	239146	30754	238928	77.4
Tangail	6	0	6	59487	35	59522	59528	2266	155	2421	0	37	37	2458	659965	61986	660034	77.6
Kishoreganj	30	3	33	44578	141	44719	44752	1726	73	1799	0	39	39	1838	454168	46590	453895	79.7
<b>Dhaka Div.</b>	<b>275</b>	<b>17</b>	<b>292</b>	<b>#####</b>	<b>513</b>	<b>409557</b>	<b>409849</b>	<b>17116</b>	<b>968</b>	<b>18084</b>	<b>0</b>	<b>357</b>	<b>357</b>	<b>18441</b>	<b>4233272</b>	<b>428290</b>	<b>4228219</b>	<b>77.2</b>
Jamalpur	36	1	37	28058	27	28085	28122	1144	59	1203	0	28	28	1231	392724	29353	392444	80.0
Sherpur	1	0	1	16448	16	16464	16465	769	52	821	0	0	0	821	253233	17286	253324	78.4
Mymensingh	56	3	59	43131	61	43192	43251	960	135	1095	0	58	58	1153	822374	44404	842759	81.4
Netrokona	173	0	173	25619	54	25673	25846	1057	47	1104	0	10	10	1114	333501	26960	332963	78.8
<b>Mymensingh Div.</b>	<b>266</b>	<b>4</b>	<b>270</b>	<b>#####</b>	<b>158</b>	<b>113414</b>	<b>113684</b>	<b>3930</b>	<b>293</b>	<b>4223</b>	<b>0</b>	<b>96</b>	<b>96</b>	<b>4319</b>	<b>1801832</b>	<b>118003</b>	<b>1821490</b>	<b>80.2</b>
Brahmanbaria	16	0	16	42546	50	42596	42612	1354	49	1403	0	20	20	1423	376212	44035	375974	70.0
Cumilla	35	0	35	85336	127	85463	85498	4116	239	4355	0	181	181	4536	860167	90034	858681	76.2
Chandpur	13	2	15	34349	31	34380	34395	1756	76	1832	0	2	2	1834	365474	36229	365299	76.7
Feni	6	0	6	23362	10	23372	23378	2109	109	2218	0	24	24	2242	207114	25620	206752	72.8
Noakhali	51	0	51	39761	23	39784	39835	2144	87	2231	0	17	17	2248	448068	42083	447054	75.5
Lakshmipur	1	0	1	14925	12	14937	14938	1658	23	1681	0	19	19	1700	239982	16638	239674	72.6
Chattogram	254	5	259	60232	83	60315	60574	1379	99	1478	0	115	115	1593	796550	62167	795330	74.4
Cox's Bazar	125	0	125	14952	17	14969	15094	934	30	964	0	101	101	1065	346843	16159	346291	80.6
Rangamati	1	0	1	4474	5	4479	4480	146	3	149	0	1	1	150	82637	4630	82562	81.7
Khagrachhari	2	0	2	4773	5	4778	4780	16	2	18	0	19	19	37	89247	4817	89131	77.6
Bandarban	15	0	15	2546	0	2546	2561	29	2	31	0	3	3	34	59641	2595	59683	80.8
<b>Chattogram Div.</b>	<b>519</b>	<b>7</b>	<b>526</b>	<b>#####</b>	<b>363</b>	<b>327619</b>	<b>328145</b>	<b>15641</b>	<b>719</b>	<b>16360</b>	<b>0</b>	<b>502</b>	<b>502</b>	<b>16862</b>	<b>3871935</b>	<b>345007</b>	<b>3866431</b>	<b>75.3</b>
Sylhet	81	2	83	45888	76	45964	46047	1687	55	1742	0	74	74	1816	467250	47863	467729	77.5
Habiganj	186	4	190	30568	87	30655	30845	1287	91	1378	0	45	45	1423	306294	32268	305813	77.0
Moulavi Bazar	30	1	31	30542	93	30635	30666	946	58	1004	0	55	55	1059	263634	31725	263048	77.1
Sunamganj	137	3	140	33456	80	33536	33676	1093	81	1174	0	19	19	1193	318567	34869	317565	78.1
<b>Sylhet Div.</b>	<b>434</b>	<b>10</b>	<b>444</b>	<b>#####</b>	<b>336</b>	<b>140790</b>	<b>141234</b>	<b>5013</b>	<b>285</b>	<b>5298</b>	<b>0</b>	<b>193</b>	<b>193</b>	<b>5491</b>	<b>1355745</b>	<b>146725</b>	<b>1354155</b>	<b>77.4</b>
<b>National</b>	<b>2822</b>	<b>49</b>	<b>2871</b>	<b>#####</b>	<b>3263</b>	<b>#####</b>	<b>2002918</b>	<b>76527</b>	<b>4056</b>	<b>80583</b>	<b>0</b>	<b>2539</b>	<b>2539</b>	<b>83122</b>	<b>18290950</b>	<b>2086040</b>	<b>21747002</b>	<b>78.6</b>

**Table -12: Number of New and Total Acceptors upto the end of February,21 and March,21**

Method	New Acceptors		% Change of March '21 over February,21	Total Acceptors		% Change of March '21 over February,21
	February '21	March '21		February '21	March '21	
Per.Method (Male)	931	1244	33.6	742691	740970	-0.2
Per.Method (Female)	6371	7319	14.9	2079214	2080630	0.1
Per.Method (Total)	7302	8563	17.3	2821905	2821600	0.0
IUD	6489	10038	54.7	735168	736331	0.2
Implant	21604	32773	51.7	1390094	1399906	0.7
Injectables	53483	54661	2.2	4216048	4215792	0.0
Oral Pill	109497	111940	2.2	10531331	10527422	0.0
Condom	40289	40887	1.5	2052456	2050901	-0.1
<b>Total</b>	<b>238664</b>	<b>258862</b>	<b>8.5</b>	<b>21747002</b>	<b>21751952</b>	<b>0.0</b>

**Table -13: CAR(%) by Division upto the end of February 2021 and March 2021**

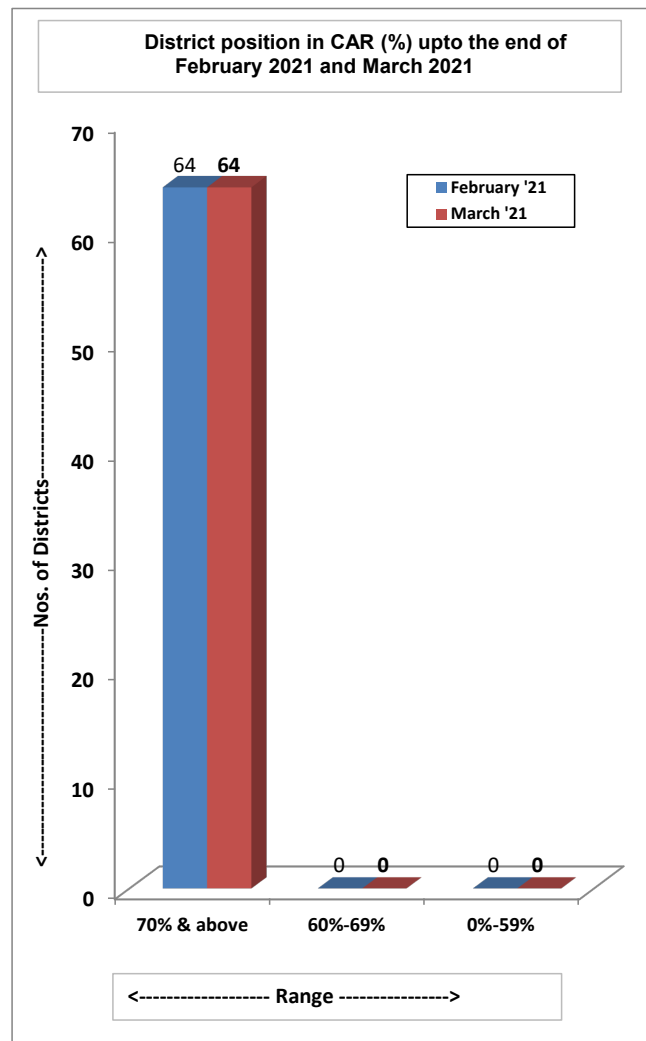
Division	February '21	March '21	% Change of March '21 over February,21
Rangpur	80.01	80.03	0.02
Rajshahi	81.29	81.34	0.05
Khulna	79.99	80.01	0.02
Barishal	79.17	79.21	0.04
Dhaka	77.26	77.30	0.04
Mymensingh	79.35	79.32	-0.03
Chattogram	75.38	75.42	0.04
Sylhet	77.53	77.54	0.01
<b>National</b>	<b>78.54</b>	<b>78.57</b>	<b>0.03</b>



**Table -14: District by Range of CAR upto the end of March 2021**

Range	Sl.No.	District	CAR (%)
70% & above	1	Joipurhat	83.85
	2	Chuadanga	82.57
	3	Seraiganj	82.33
	4	Natore	82.3
	5	Bogura	82.29
	6	Dinajpur	82.01
	7	Rangamati	81.77
	8	Rajshahi	81.52
	9	Nilphamari	81.38
	10	Panchgarh	81.18
	11	Bagerhat	81.14
	12	Bhola	81.12
	13	Gaibandha	81.1
	14	Bandarban	80.75
	15	Cox's Bazar	80.71
	16	Khulna	80.7
	17	Lalmonirhat	80.67
	18	Jashore	80.38
	19	Nawabganj	80.31
	20	Satkhira	80.21
	21	Jamalpur	80.03
	22	Naogaon	79.98
	23	Pirojpur	79.84
	24	Patuakhali	79.82
	25	Gopalganj	79.82
	26	Kishoreganj	79.79
	27	Mymensingh	79.45
	28	Thakurgaon	79.29
	29	Pabna	79.26
	30	Faridpur	79.25
	31	Kustia	79.22
	32	Meherpur	79.1
	33	Barguna	78.94
	34	Magura	78.92
	35	Netrokona	78.88
	36	Rajbari	78.7
	37	Sherpur	78.39
	38	Jhenaidaha	78.36
	39	Sunamganj	78.31
	40	Madaripur	78.31
	41	Rangpur	78.26
	42	Narail	78.11
	43	Jhalakati	78.07
	44	Khagrachhari	77.68
	45	Tangail	77.58
	46	Manikganj	77.45
	47	Sylhet	77.44
	48	Moulavi Bazar	77.3
	49	Barishal	77.2
	50	Kurigram	77.16
	51	Habiganj	77.1
	52	Chandpur	76.72
	53	Shariatpur	76.54
	54	Narshingdi	76.4
	55	Cumilla	76.34
	56	Gazipur	76.15
	57	Dhaka	75.95
	58	Narayanganj	75.75
	59	Noakhali	75.71
	60	Munshiganj	74.95
	61	Chattogram	74.54
	62	Feni	72.91
	63	Lakshmipur	72.71
	64	Brahmanbaria	70.08

Range	Nos of Districts CAR (%)
70% & above	64
60% - 69%	Nil
0%-59%	Nil



**Table -15 : List of Upazila achieved CAR above 70% upto the end of March 2021**

Sl. No.	Name of District	Name of Upazila	Total Couples	Total Acceptors	CAR (%)	Sl. No.	Name of District	Name of Upazila	Total Couples	Total Acceptors	CAR (%)
1	Joipurhat	Khetlai	26611	22437	84.3	77	Pabna	Santhia	90327	73704	81.6
2	Joipurhat	Panchbibi	55066	46410	84.3	78	Rangamati	Belaichhari	4911	4007	81.6
3	Seraiganj	Siraiganj Sadar	123904	104076	84	79	Nilphamari	Dimla	63476	51789	81.6
4	Joipurhat	Akkelpur	31246	26225	83.9	80	Bandarban	Bandarban Sadar	17200	14030	81.6
5	Bogura	Sariakandi	50286	42155	83.8	81	Gaibandha	Sadullahpur	72141	58831	81.6
6	Joipurhat	Joypurhat Sadar	66012	55232	83.7	82	Bogura	Sherpur	85858	70002	81.5
7	Rangamati	Langadu	15864	13271	83.7	83	Kishoreganj	Bhariab	60923	49669	81.5
8	Bogura	Kahaloo	55715	46493	83.4	84	Kishoreganj	Kishoreganj Sadar	73785	60142	81.5
9	Bogura	Dhunot	68420	57067	83.4	85	Lalmonirhat	Hatibandha	52109	42453	81.5
10	Chuadanga	Jiban Nagar	38225	31820	83.2	86	Bagerhat	Sarankhola	20852	16987	81.5
11	Cox's Bazar	Chakaria	85697	71296	83.2	87	Gaibandha	Palashbari	59311	48304	81.4
12	Natore	Gurudashpur	53292	44324	83.2	88	Cox's Bazar	Teknaf	53192	43320	81.4
13	Chuadanga	Chuadanga Sadar	70808	58879	83.2	89	Seraiganj	Belkuchi	71811	58479	81.4
14	Bagerhat	Bagerhat Sadar	55244	45925	83.1	90	Jashore	Bagherpara	48459	39452	81.4
15	Chuadanga	Alamdanga	81389	67645	83.1	91	Bogura	Adamdighi	45788	37260	81.4
16	Joipurhat	Kalai	35176	29225	83.1	92	Jashore	Keshobpur	59850	48701	81.4
17	Rangamati	Kawkhali	10741	8910	83	93	Kishoreganj	Nikli	27518	22386	81.4
18	Bogura	Shibganj	91138	75587	82.9	94	Rajshahi	Durgapur	44863	36485	81.3
19	Bagerhat	Kachua	20593	17045	82.8	95	Jhenaidaha	Kotchandpur	32115	26113	81.3
20	Rajshahi	Bagrama	88428	73190	82.8	96	Jashore	Monirampur	97302	79111	81.3
21	Seraiganj	Ullahpara	124374	102888	82.7	97	Bandarban	Naikhongchhari	11968	9730	81.3
22	Khulna	Batiaghata	38907	32180	82.7	98	Rajshahi	Bagha	43209	35127	81.3
23	Gaibandha	Sundarganj	115025	95122	82.7	99	Panchgarh	Debiganj	55895	45422	81.3
24	Dinajpur	Biról	55565	45948	82.7	100	Bagerhat	Morralganj	58676	47676	81.3
25	Dinajpur	Birganj	73656	60901	82.7	101	Dinajpur	Parbatipur	83501	67835	81.2
26	Dinajpur	Chirir Bandar	66180	54684	82.6	102	Satkhira	Debhata	27336	22206	81.2
27	Rangamati	Naniarchar	9312	7691	82.6	103	Nawabganj	Bholahat	25450	20665	81.2
28	Bogura	Shajahanpur	80826	66754	82.6	104	Bogura	Bogra Sadar	94879	77001	81.2
29	Bogura	Sonatola	39748	32822	82.6	105	Gaibandha	Gobindaganj	111586	90548	81.1
30	Rangamati	Rangamati Sadar	20187	16667	82.6	106	Bhola	Tajumuddin	26834	21773	81.1
31	Bagerhat	Fakirhat	30623	25281	82.6	107	Patuakhali	Dashmina	28131	22825	81.1
32	Nilphamari	Nilphamari Sadar	104529	86291	82.6	108	Nilphamari	Saidpur	55814	45275	81.1
33	Bhola	Lalmohan	64285	53051	82.5	109	Seraiganj	Tarash	47335	38383	81.1
34	Naogaon	Manda	92401	76223	82.5	110	Panchgarh	Panchgarh Sadar	63552	51512	81.1
35	Mymensingh	Mymensingh Sadar	119218	98302	82.5	111	Seraiganj	Kazipur	58068	47049	81
36	Dinajpur	Hakimpur	21558	17775	82.5	112	Rajshahi	Puthiya	50116	40598	81
37	Natore	Lalpur	68096	56138	82.4	113	Jashore	Jessore Sadar	152573	123564	81
38	Natore	Natore Sadar	105852	87246	82.4	114	Chuadanga	Damurhuda	69911	56609	81
39	Dinajpur	Dinajpur Sadar	101968	83983	82.4	115	Satkhira	Kaiganj	67796	54896	81
40	Bhola	Monpura	15391	12676	82.4	116	Natore	Bagatipara	31250	25296	80.9
41	Faridpur	Modhukhali	46793	38522	82.3	117	Bandarban	Thanchi	4381	3546	80.9
42	Seraiganj	Shazadpur	115054	94708	82.3	118	Lalmonirhat	Patgram	48484	39231	80.9
43	Bogura	Dupchanchia	44377	36523	82.3	119	Naogaon	Porsa	30789	24913	80.9
44	Seraiganj	Rayganj	70098	57669	82.3	120	Dinajpur	Khanshama	44351	35886	80.9
45	Dinajpur	Birampur	35771	29427	82.3	121	Bhola	Daulatkhan	38422	28264	80.9
46	Khulna	Digholia	94387	77633	82.2	122	Cumilla	Chouddagram	88325	71442	80.9
47	Rajshahi	Godagari	73348	60328	82.2	123	Kishoreganj	Katiadi	62071	50199	80.9
48	Dinajpur	Bochaganj	34581	28416	82.2	124	Pabna	Ishwardi	73561	59472	80.8
49	Panchgarh	Boda	58332	47931	82.2	125	Bhola	Charfashion	92251	74577	80.8
50	Natore	Baraigram	69689	57250	82.2	126	Gaibandha	Fulchhari	37148	30019	80.8
51	Manikganj	Ghior	35964	29543	82.1	127	Gopalganj	Muksudpur	56269	45457	80.8
52	Seraiganj	Kamarkhand	31024	25478	82.1	128	Khulna	Dacope	31738	25633	80.8
53	Natore	Singra	86920	71372	82.1	129	Jhenaidaha	Harinakunda	43931	35476	80.8
54	Rajshahi	Tanore	46583	38247	82.1	130	Naogaon	Patnitola	55221	44589	80.7
55	Nilphamari	Domar	58258	47783	82	131	Tangail	Modhupur	113794	91880	80.7
56	Satkhira	Asasuni	57561	47208	82	132	Rangamati	Barkal	7523	6072	80.7
57	Cox's Bazar	Ramu	46561	38180	82	133	Gazipur	Gazipur Sadar	98017	79105	80.7
58	Bhola	Bhola Sadar	87496	71745	82	134	Thakurgaon	Ranisankail	50174	40489	80.7
59	Bogura	Gabtalí	74870	61373	82	135	Gopalganj	Gopalganj Sadar	57755	46605	80.7
60	Naogaon	Niamatpur	58837	48220	82	136	Pirojpur	Indurkani	16086	12976	80.7
61	Bandarban	Alikadam	10344	8476	81.9	137	Kishoreganj	Austagram	30038	24227	80.7
62	Bagerhat	Mongla	27578	22593	81.9	138	Naogaon	Naogaon Sadar	62935	50759	80.7
63	Khulna	Dumuria	65514	53636	81.9	139	Meherpur	Mujibnagar	22673	18281	80.6
64	Dinajpur	Fulbari	37242	30467	81.8	140	Nawabganj	Gomostapur	66022	53228	80.6
65	Dinajpur	Kaharole	35879	29347	81.8	141	Pirojpur	Bhandaria	25088	20224	80.6
66	Nawabganj	Nachol	34496	28214	81.8	142	Manikganj	Shibalaya	35406	28541	80.6
67	Jamalpur	Jamalpur Sadar	135653	110899	81.8	143	Patuakhali	Golachipa	82389	66403	80.6
68	Cox's Bazar	Moheshkhali	59661	48769	81.7	144	Chattogram	Banshkhali	81368	65548	80.6
69	Rajshahi	Boalia (Sadar)	102299	83603	81.7	145	Panchgarh	Tentulia	29663	23891	80.5
70	Rangamati	Rajasthali	4690	3832	81.7	146	Khulna	Koyra	41509	33431	80.5
71	Lalmonirhat	Aditmari	49326	40296	81.7	147	Jamalpur	Melandaha	63353	51018	80.5
72	Dinajpur	Nawabganj	51441	42021	81.7	148	Bogura	Nandigram	43363	34910	80.5
73	Manikganj	Saturia	38995	31841	81.7	149	Naogaon	Sapahar	39964	32169	80.5
74	Rajshahi	Poba	77812	63511	81.6	150	Barguna	Patharghata	34453	27732	80.5
75	Rangamati	Jurachhari	4505	3677	81.6	151	Seraiganj	Chouhali	12530	18128	80.5
76	Pirojpur	Pirojpur Sadar	28603	23341	81.6	152	Jashore	Abhaynagar	55913	44987	80.5
153	Kustia	Bheramara	52176	41977	80.5	231	Jamalpur	Bakshiganj	42299	33586	79.4
154	Kurigram	Chilmari	31726	25521	80.4	232	Habiganj	Habiganj Sadar	64330	51067	79.4
155	Faridpur	Faridpur Sadar	97272	78239	80.4	233	Magura	Shalikhá	32175	25531	79.4
156	Pirojpur	Nesarabad	41333	33236	80.4	234	Narail	Kalia	45101	35784	79.3
157	Bandarban	Ruma	4963	3990	80.4	235	Rajbari	Pangsha	57533	45636	79.3
158	Sherpur	Sribordi	57757	46431	80.4	236	Kishoreganj	Karimganj	55980	44394	79.3
159	Netrokona	Netrokona Sadar	70454	56632	80.4	237	Kurigram	Rajarhat	47843	37929	79.3
160	Pabna	Chatmohor	74936	60233	80.4	238	Mymensingh	Dhubaura	41435	32846	79.3
161	Nilphamari	Jaldhaka	78477	63055	80.3	239	Narail	Lohagara	48131	38149	79.3
162	Barguna	Bmna	14634	11756	80.3	240	Netrokona	Kalmakanda	51782	41042	79.3
163	Rangpur	Gangachara	69233	55609	80.3	241	Patuakhali	Mirzaganj	24562	19462	79.2

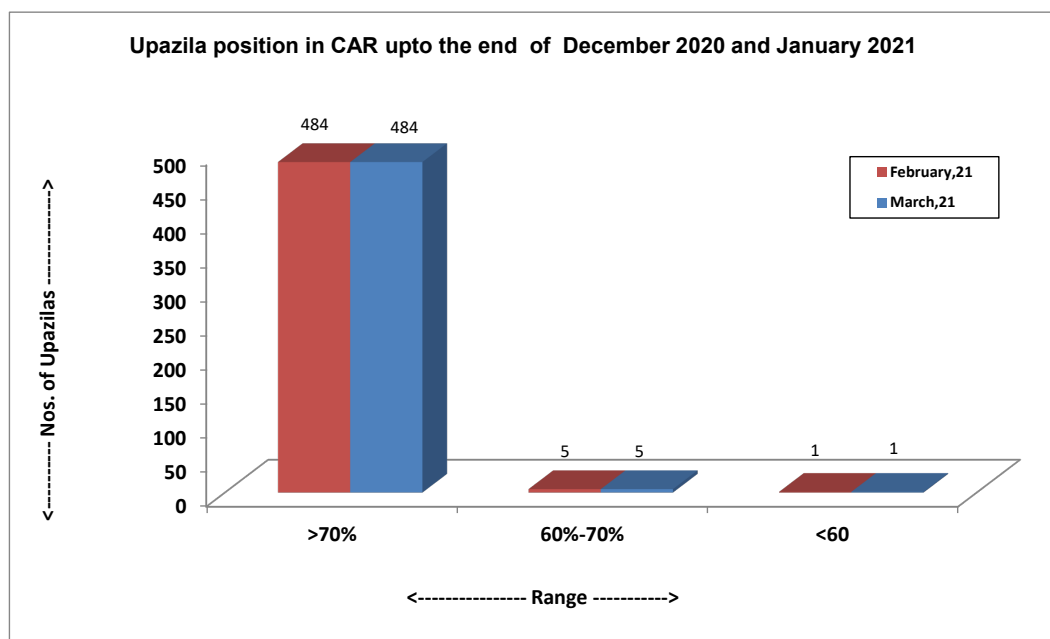
Sl. No.	Name of District	Name of Upazila	Total Couples	Total Acceptors	CAR (%)	Sl. No.	Name of District	Name of Upazila	Total Couples	Total Acceptors	CAR (%)
164	Khagrachhari	Lakshnichhari	5692	4571	80.3	242	Khagrachhari	Manikchhari	11932	9452	79.2
165	Rangpur	Pirgachha	75605	60715	80.3	243	Barguna	Amtali	66468	52625	79.2
166	Faridpur	Nagarkanda	38782	31140	80.3	244	Pabna	Alghoria	36115	28585	79.1
167	Faridpur	Alphadanga	23048	18506	80.3	245	Barishal	Uzirpur	48151	38110	79.1
168	Kishoreganj	Tarail	31331	25155	80.3	246	Rajbari	Kalukhali	33712	26677	79.1
169	Dinajpur	Ghoraghat	25664	20603	80.3	247	Mymensingh	Fulbaria	87935	69580	79.1
170	Mymensingh	Gouripur	63542	51001	80.3	248	Sunamganj	Sadar (South)	29230	23127	79.1
171	Meherpur	Meherpur Sadar	62354	50045	80.3	249	Rajshahi	Mohanpur	44276	35022	79.1
172	Jamalpur	Sharishabari	67132	53876	80.3	250	Kishoreganj	Bazitpur	45972	36361	79.1
173	Cox's Bazar	Pekua	33497	26879	80.2	251	Kustia	Kumarkhali	73701	58292	79.1
174	Rangamati	Baghaichhari	12824	10288	80.2	252	Kishoreganj	Itna	33091	26170	79.1
175	Gaibandha	Gaibandha Sadar	103453	82984	80.2	253	Kishoreganj	Mithamoin	24389	19287	79.1
176	Nawabganj	Shibganj	133417	106991	80.2	254	Jhenaidaha	Moheshpur	72656	57450	79.1
177	Jamalpur	Dewanganj	59967	48075	80.2	255	Sylhet	Sylhet Sadar	164061	129669	79
178	Rajshahi	Charghat	49409	39607	80.2	256	Sylhet	Gowainghat	54860	43354	79
179	Patuakhali	Dumki	13438	10770	80.1	257	Rangpur	Taraganj	36164	28576	79
180	Rangpur	Pirganj	96892	77639	80.1	258	Bagerhat	Mollahat	27528	21737	79
181	Magura	Magura Sadar	80306	64338	80.1	259	Cox's Bazar	Coxs Bazar Sadar	84211	66493	79
182	Jhalakati	Rajapur	24166	19356	80.1	260	Kurigram	Char Rajibpur	23468	18530	79
183	Jashore	Sarsa	80263	64284	80.1	261	Satkhira	Kolaroa	52506	41455	79
184	Habiganj	Baniachong	58737	47025	80.1	262	Patuakhali	Kalapara	53471	42196	78.9
185	Netrokona	Barhatta	34675	27758	80.1	263	Mymensingh	Haluaghat	67672	53400	78.9
186	Khulna	Paikgachha	58918	47160	80	264	Naogaon	Badalgachhi	49088	38731	78.9
187	Sunamganj	Chhatak	55789	44643	80	265	Rajbari	Rajbari Sadar	72646	57311	78.9
188	Lalmonirhat	Lalmonirhat Sadar	78320	62662	80	266	Jashore	Jhikarghachha	70630	55714	78.9
189	Panchagarh	Atowari	29451	23561	80	267	Rangpur	Rangpur Sadar	138592	109258	78.8
190	Nilphamari	Kishoreganj	54504	43595	80	268	Netrokona	Kendua	59493	46900	78.8
191	Sunamganj	Dharmapasa	45037	35987	79.9	269	Barishal	Gournadi	37406	29470	78.8
192	Madaripur	Madaripur Sadar	72182	57647	79.9	270	Sunamganj	Bishwamvarpur	28125	22152	78.8
193	Khagrachhari	Matiranga	25578	20426	79.9	271	Kustia	Mirpur	78743	61989	78.7
194	Gopalganj	Kasiani	44396	35446	79.8	272	Tangail	Bhuapur	44131	34724	78.7
195	Mymensingh	Ishwarganj	82749	66046	79.8	273	Gaibandha	Shaghata	56799	44669	78.6
196	Bandarban	Lama	19488	15551	79.8	274	Shariatpur	Janjira	33349	26227	78.6
197	Madaripur	Shibchar	58860	46968	79.8	275	Mymensingh	Bhaluka	90966	71541	78.6
198	Cumilla	Debidwar	93260	74415	79.8	276	Khagrachhari	Dighinala	17183	13509	78.6
199	Sunamganj	Jogonathpur	34746	27716	79.8	277	Gazipur	Sreepur	103294	81208	78.6
200	Sherpur	Nalitabari	58369	46556	79.8	278	Bagerhat	Chitalmari	28619	22494	78.6
201	Satkhira	Shyamnagar	75347	60095	79.8	279	Kustia	Kustia Sadar	115816	91014	78.6
202	Pirojpur	Nazirpur	32987	26309	79.8	280	Rajbari	Goalunda Ghat	26023	20450	78.6
203	Mymensingh	Trisal	92995	74152	79.7	281	Netrokona	Mohonganj	31817	24990	78.5
204	Lalmonirhat	Kaliganj	53599	42721	79.7	282	Bagerhat	Rampal	34619	27187	78.5
205	Kustia	Daulatpur	110840	88332	79.7	283	Netrokona	Modan	27654	21717	78.5
206	Satkhira	Satkhira Sadar	95306	75948	79.7	284	Faridpur	Char Bhadrashion	13122	10302	78.5
207	Satkhira	Tala	63773	50806	79.7	285	Mymensingh	Phulpur	125744	99691	78.5
208	Nawabganj	(Sadar)	120722	96174	79.7	286	Noakhali	Chatkhil	45226	35483	78.5
209	Naogaon	Mohadebpur	69749	55560	79.7	287	Sunamganj	Sulla	20211	15855	78.4
210	Sherpur	Jhenaigati	37891	30180	79.6	288	Chandpur	Chandpur Sadar	74720	58610	78.4
211	Mymensingh	Mukttagacha	90281	71881	79.6	289	Naogaon	Atrai	46940	36819	78.4
212	Khulna	Rupsha	38800	30885	79.6	290	Kishoreganj	Kuliarchar	36154	28344	78.4
213	Kurigram	Fulbari	42096	33508	79.6	291	Jamalpur	Madarganj	54324	42565	78.4
214	Patuakhali	Patuakhali Sadar	71834	57178	79.6	292	Bandarban	Rowangchhari	5511	4318	78.4
215	Jhalakati	Kathalia	21330	16968	79.5	293	Tangail	Tangail Sadar	121472	95147	78.3
216	Pabna	Bhangoora	29845	23741	79.5	294	Dhaka	Savar	150318	117729	78.3
217	Khulna	Khulna Sadar	75670	60185	79.5	295	Rangamati	Kaptai	10498	8222	78.3
218	Faridpur	Saltha	35093	27909	79.5	296	Barishal	Bakerganj	64996	50878	78.3
219	Thakurgaon	Haripur	31766	25261	79.5	297	Mymensingh	Gafargaon	88260	69082	78.3
220	Netrokona	Atpara	26367	20966	79.5	298	Faridpur	Bhanga	56296	44053	78.3
221	Khulna	Fultala	28195	22417	79.5	299	Thakurgaon	Baliadangi	43033	33671	78.2
222	Cumilla	Brahmanpara	42287	33608	79.5	300	Gopalganj	Tungipara	19495	15253	78.2
223	Tangail	Gopalpur	58090	46161	79.5	301	Moulavi Bazar	Sadar	55301	43248	78.2
224	Thakurgaon	Thakurgaon Sadar	131250	104289	79.5	302	Chandpur	Faridganj	84451	66039	78.2
225	Kustia	Khoksa	30739	24423	79.5	303	Sylhet	Golapganj	48828	38177	78.2
226	Pirojpur	Kawkhali	12500	9930	79.4	304	Netrokona	Durgapur	46692	36503	78.2
227	Habiganj	Lakhai	29566	23486	79.4	305	Bhola	Borhanuddin	51626	40356	78.2
228	Habiganj	Azmiriganj	20734	16468	79.4	306	Mymensingh	Nandail	84261	65852	78.2
229	Patuakhali	Bauphal	67643	53725	79.4	307	Thakurgaon	Pirganj	49347	38564	78.1
230	Pabna	Bera	58603	46536	79.4	308	Sunamganj	Tahirpur	37593	29375	78.1
309	Gopalganj	Kotalipara	44268	34575	78.1	387	Lakshmipur	Ramganj	61460	46992	76.5
310	Kishoreganj	Hossainpur	39189	30596	78.1	388	Habiganj	Chunarughat	62603	47843	76.4
311	Kurigram	Kurigram Sadar	72913	56909	78.1	389	Kishoreganj	Pakundia	48736	37238	76.4
312	Magura	Sripur	37519	29282	78	390	Habiganj	Bahubal	36010	27514	76.4
313	Shariatpur	Goshairhat	30565	23851	78	391	Tangail	Basail	39460	30145	76.4
314	Faridpur	Sadarpur	34776	27136	78	392	Narshingdi	Raipura	113727	88660	76.4
315	Barguna	Betagi	23433	18266	77.9	393	Jhenaidaha	Sailkupa	81865	62507	76.4
316	Khagrachhari	Panchhari	11973	9329	77.9	394	Munshiganj	Tongibari	39029	29798	76.3
317	Naogaon	Rani Nagar	42900	33423	77.9	395	Moulavi Bazar	Komolganj	47222	36052	76.3
318	Jhenaidaha	Jhenaidaha Sadar	100748	78465	77.9	396	Sunamganj	Dherai	40868	31194	76.3
319	Moulavi Bazar	Rajnagar	41751	32508	77.9	397	Narail	Narail Sadar	61556	46972	76.3
320	Narshingdi	Narshingdi Sadar	125073	97365	77.8	398	Rangpur	Mithapukur	115274	87891	76.2
321	Moulavi Bazar	Barlekha	44103	34331	77.8	399	Sunamganj	Jamalganj	30233	23045	76.2
322	Barguna	Barguna Sadar	59563	46359	77.8	400	Shariatpur	Naria	41513	31633	76.2
323	Pirojpur	Mathbaria	49467	38496	77.8	401	Cumilla	Monohargonj	50996	38856	76.2
324	Cox's Bazar	Kutubdia	24363	18957	77.8	402	Chattogram	Rawzan	64833	49365	76.1
325	Jhenaidaha	Kaliganj	63688	49524	77.8	403	Brahmanbaria	Ashuganj	29092	22142	76.1
326	Madaripur	Kalkini	55575	43201	77.7	404	Cumilla	Laksham	57727	43922	76.1
327	Meherpur	Gagni	77581	60290	77.7	405	Feni	Feni Sadar	93693	71256	76.1
328	Manikganj	Daulatpur	35424	27526	77.7	406	Chattogram	Hathazari	73989	56212	76
329	Netrokona	Khaliaghuri	17371	13496	77.7	407	Feni	Parshuram	20446	15533	76
330	Pabna	Pabna Sadar	137250	106557	77.6	408	Sherpur	Nakla	44733	33979	76

Sl. No.	Name of District	Name of Upazila	Total Couples	Total Acceptors	CAR (%)	Sl. No.	Name of District	Name of Upazila	Total Couples	Total Acceptors	CAR (%)
331	Tangail	Kalihati	90811	70451	77.6	409	Chattogram	Doublemooring	45244	34359	75.9
332	Jamalpur	Islampur	67982	52705	77.5	410	Noakhali	Kabirhat	37563	28506	75.9
333	Narayanganj	Narayanganj Sadar	199362	154419	77.5	411	Chandpur	Matlab (South)	43642	33047	75.7
334	Shariatpur	Damoddyia	23496	18195	77.4	412	Cumilla	Meghna	22951	17358	75.6
335	Sylhet	Kanaighat	48512	37565	77.4	413	Sylhet	Biani Bazar	34251	25896	75.6
336	Cox's Bazar	Ukhiya	42560	32949	77.4	414	Cumilla	Muradnagar	104375	78909	75.6
337	Dhaka	Keraniganj	144398	111785	77.4	415	Barishal	Barisal Sadar	84136	63585	75.6
338	Tangail	Ghatail	103127	79823	77.4	416	Kurigram	Roumari	45335	34236	75.5
339	Gazipur	Tongi	37057	28682	77.4	417	Chandpur	Sharasti	49171	37129	75.5
340	Sunamganj	Sunamganj Sadar	43741	33846	77.4	418	Khagrachhari	Mahalchhari	9737	7352	75.5
341	Rajbari	Baliakandi	45656	35319	77.4	419	Cumilla	South	84262	63610	75.5
342	Sylhet	Jaintapur	30839	23856	77.4	420	Gazipur	Kaliganj	55986	42256	75.5
343	Sherpur	Sherpur Sadar	124293	96087	77.3	421	Sylhet	Biswanath	31224	23556	75.4
344	Pabna	Faridpur	28237	21812	77.2	422	Narayanganj	Rupganj	97173	73265	75.4
345	Barishal	Babuganj	26598	20545	77.2	423	Noakhali	Sudharam (Sadar)	91265	68786	75.4
346	Jashore	Chowgachha	52948	40893	77.2	424	Munshiganj	Gazaria	31693	23879	75.3
347	Cumilla	Titash	37969	29319	77.2	425	Noakhali	Subarna Char	54216	40848	75.3
348	Cumilla	Adarsho Sadar	113380	87533	77.2	426	Shariatpur	Palong (Sadar)	42574	32062	75.3
349	Khulna	Terokhada	26422	20398	77.2	427	Dhaka	Dhamrai	90383	68065	75.3
350	Barishal	Banaripara	29528	22795	77.2	428	Barishal	Hizla	25580	19260	75.3
351	Habiganj	Nabiganj	59835	46188	77.2	429	Lakshmipur	Kamalnagar	34222	25754	75.3
352	Narayanganj	Bandar	67593	52172	77.2	430	Tangail	Shakhipur	68989	51915	75.3
353	Magura	Mohammadpur	43244	33351	77.1	431	Noakhali	Sonaimuri	66548	50020	75.2
354	Chattogram	Boalkhali	47177	36376	77.1	432	Narshingdi	Monohordi	45877	34480	75.2
355	Chandpur	Hajiganj	64182	49480	77.1	433	Noakhali	Begumganj	113574	85355	75.2
356	Narshingdi	Belaboo	41926	32320	77.1	434	Faridpur	Boalmari	54371	40834	75.1
357	Barishal	Agailjhara	28636	22074	77.1	435	Chandpur	Haimchar	18431	13840	75.1
358	Jhalakati	Naichhiti	34339	26467	77.1	436	Shariatpur	Bhedarganj	44975	33730	75
359	Moulavi Bazar	Kulaura	62183	47923	77.1	437	Cumilla	Chandina	78316	58652	74.9
360	Moulavi Bazar	Juri	25869	19936	77.1	438	Feni	Sonagazi	55285	41401	74.9
361	Netrokona	Purbadhala	56469	43497	77	439	Tangail	Nagarpur	66960	50137	74.9
362	Dhaka	Tejgaon	149702	115291	77	440	Sylhet	Companiganj	28625	21430	74.9
363	Lakshmipur	Ramgoti	35563	27372	77	441	Dhaka	Mirpur	85665	64122	74.8
364	Manikganj	Manikganj Sadar	66157	50895	76.9	442	Madaripur	Rajoir	48311	36145	74.8
365	Pabna	Sujanagar	63240	48649	76.9	443	Tangail	Delduar	47952	35831	74.7
366	Tangail	Mirzapur	95892	73751	76.9	444	Kurigram	Ulipur	106224	79355	74.7
367	Sylhet	Balaganj	50080	38510	76.9	445	Chattogram	Sandwip	59914	44690	74.6
368	Gazipur	Kaliakair	61012	46897	76.9	446	Chattogram	Rangunia	75869	56554	74.5
369	Moulavi Bazar	Sreemongal	64618	49636	76.8	447	Naogaon	Dhamoirhat	44753	33357	74.5
370	Chattogram	Panchlaish	32448	24922	76.8	448	Chattogram	Anwara	48292	35960	74.5
371	Barishal	Mehendiganj	50879	39070	76.8	449	Chandpur	Motlab (North)	58501	43560	74.5
372	Jhalakati	Jhalakati Sadar	35636	27362	76.8	450	Feni	Fulgazi	24836	18483	74.4
373	Cumilla	Barura	90410	69410	76.8	451	Chattogram	Sitakunda	79219	58826	74.3
374	Sunamganj	Dowara Bazar	41206	31627	76.8	452	Brahmanbaria	Kashba	66029	49011	74.2
375	Barishal	Muladi	31338	24049	76.7	453	Rangpur	Badarganj	66790	49563	74.2
376	Kurigram	Bhurungamari	66641	51130	76.7	454	Munshiganj	Lohajong	31581	23431	74.2
377	Munshiganj	Serajdikhan	59500	45611	76.7	455	Narayanganj	Sonargaon	89379	66310	74.2
378	Kurigram	Nageswari	103282	79164	76.6	456	Cumilla	Nangolkot	78038	57827	74.1
379	Noakhali	Senbag	55323	42380	76.6	457	Manikganj	Harirampur	32487	24063	74.1
380	Chandpur	Kachua	83267	63769	76.6	458	Cumilla	Horna	41225	30509	74
381	Khagrachhari	Khagrachhari Sadar	19793	15150	76.5	459	Noakhali	Companiganj	51007	37743	74
382	Sylhet	South Shurma	56054	42877	76.5	460	Munshiganj	Munshiganj Sadar	82551	61074	74
383	Noakhali	Hatiya	77083	58947	76.5	461	Munshiganj	Srinagar	59132	43665	73.8
384	Sylhet	Jakiganj	37177	28430	76.5	462	Narshingdi	Shibpur	59176	43696	73.8
385	Rangpur	Kaunia	47784	36540	76.5	463	Sylhet	Fenchuganj	18892	13930	73.7
386	Narshingdi	Palash	42842	32760	76.5	464	Brahmanbaria	Bijoy Nagar	52314	38561	73.7
465	Brahmanbaria	Akhaura	31151	22931	73.6	475	Manikganj	Singair	64359	46737	72.6
466	Chattogram	Karnaphuli	27745	20410	73.6	476	Brahmanbaria	Sarail	57247	41508	72.5
467	Brahmanbaria	Brahmanbaria Sadar	80225	58871	73.4	477	Chattogram	Fatchhari	108738	78771	72.4
468	Chattogram	Satkania	71530	52468	73.4	478	Chattogram	Mirsharai	85449	61780	72.3
469	Cumilla	Daudkandi	74454	54529	73.2	479	Dhaka	Nawabganj	71622	51450	71.8
470	Lakshmipur	Raipur	59558	43533	73.1	480	Chattogram	Chandanaish	45502	32666	71.8
471	Cumilla	Burichong	68822	50268	73	481	Chattogram	Lohagora	50983	36587	71.8
472	Khagrachhari	Ramgarh	13005	9458	72.7	482	Brahmanbaria	Nasirnagar	57420	41206	71.8
473	Narayanganj	Araihazar	85311	61996	72.7	483	Habiganj	Madhabpur	65459	46703	71.3
474	Chattogram	Patiya	70294	51056	72.6	484	Brahmanbaria	Nabinagar	98958	69876	70.6
						485	Dhaka	Dohar	48232	33802	70.1

Sl. No.	Name of District	Name of Upazila	Total Couples	Total Acceptors	CAR (%)	Sl. No.	Name of District	Name of Upazila	Total Couples	Total Acceptors	CAR (%)
---------	------------------	-----------------	---------------	-----------------	---------	---------	------------------	-----------------	---------------	-----------------	---------

**Table-16: List of Upazila achieved CAR 50-70% up to the end of March 2021**

Sl. No.	Name of District	Name of Upazila	Total Couples	Total Acceptors	CAR (%)
1	Feni	Dagonbhuiyan	54326	37945	69.8
2	Lakshmipur	Lakshmipur Sadar	139252	96331	69.2
3	Gazipur	Kapasia	72229	47471	65.7
4	Feni	Chhagalnaiya	35487	22496	63.4
5	Brahmanbaria	Bancharampur	64429	32106	49.8





**Table -17: Method wise Dropout and Switch Over by Division upto the end of March 2021**

Division	Number of Acceptors dropped out and Switch Over									
	Oral Pill		Condom		Injectable		IUD		Implant	
	No Method	Switch Over	No Method	Switch Over	No Method	Switch Over	No Method	Switch Over	No Method	Switch Over
Rangpur	7322	6287	1925	1313	4487	3701	431	356	1336	1669
Rajshahi	8630	7154	3598	3059	3837	3723	650	335	1267	1712
Khulna	6768	4631	2967	1728	3231	2730	424	275	982	1000
Barisal	3934	3046	1087	620	2757	1771	491	179	673	565
Dhaka	10572	6612	4512	2748	4545	3272	867	496	1776	1458
Mymensingh	8960	3373	1417	772	1934	1489	279	150	849	737
Chattogram	9337	5534	4157	1730	5360	3265	1382	603	2542	1609
Sylhet	6073	2698	2455	811	2955	1230	368	168	906	551
<b>National</b>	<b>61596</b>	<b>39335</b>	<b>22118</b>	<b>12781</b>	<b>29106</b>	<b>21181</b>	<b>4892</b>	<b>2562</b>	<b>10331</b>	<b>9301</b>

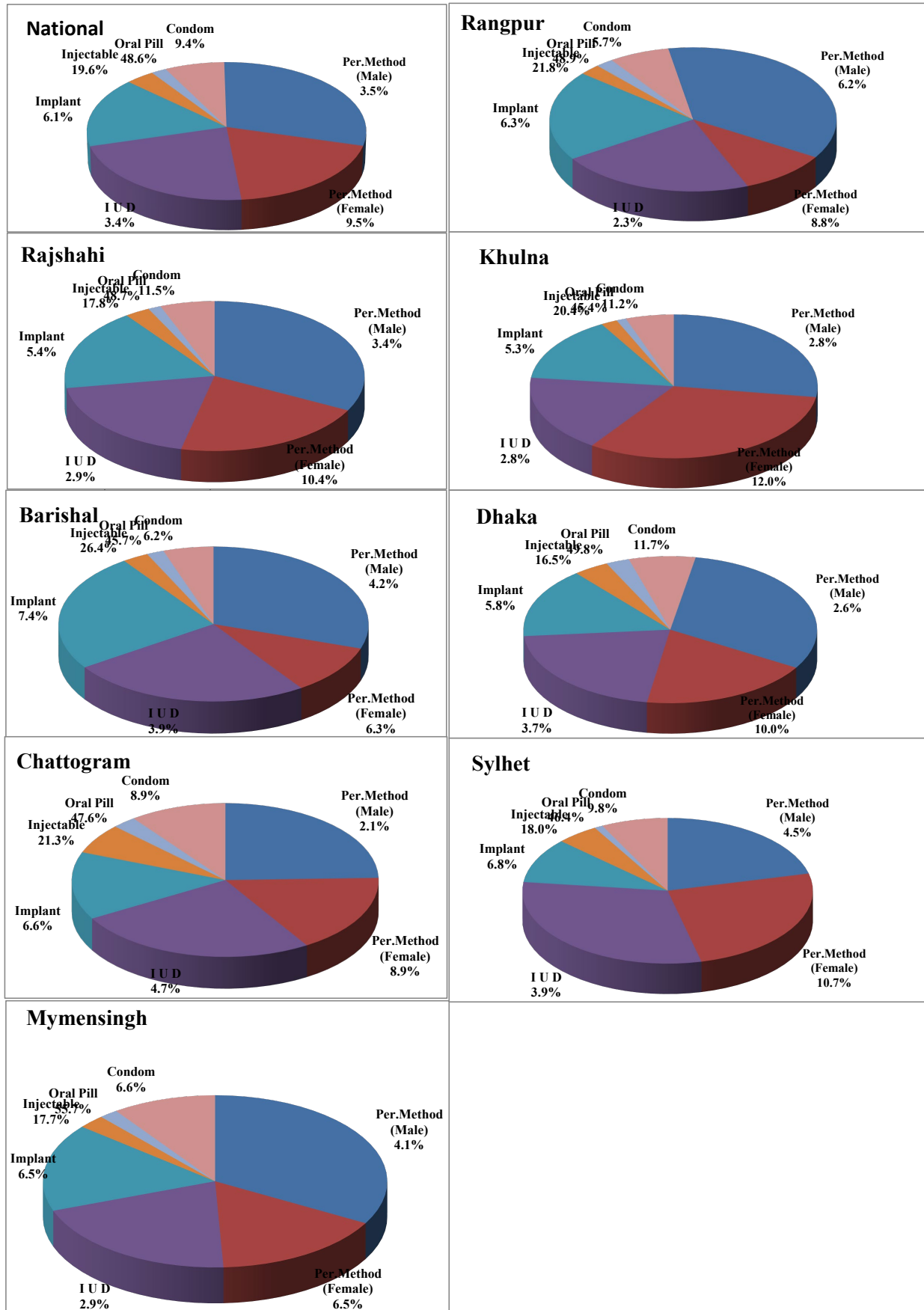
**Table -18: Contraceptive Acceptors and Acceptance Rate by Division upto the end of February 2021 and March 2021**

Division	Month	Total Eligible Couple	Total Number of Acceptors							CAR (%)
			Permanent Method	IUD	Implant	Injectable	Oral Pill	Condom	Total	
Rangpur	Feb-21	3645295	437241	67780	186372	627119	1431158	166861	2916531	80.01
	Mar-21	3648041	437787	68332	187596	627264	1431448	167158	2919585	80.03
Rajshahi	Feb-21	4250951	477218	97018	188909	615046	1671753	405622	3455566	81.29
	Mar-21	4254817	477928	97418	190559	615586	1673062	406449	3461002	81.34
Khulna	Feb-21	3487728	413177	80219	155797	558434	1269294	313021	2789942	79.99
	Mar-21	3489946	413492	80329	156849	558052	1270188	313431	2792341	80.01
Barisal	Feb-21	1660573	137686	50241	103268	342824	598425	82224	1314668	79.17
	Mar-21	1661627	137674	50303	103851	343296	598792	82324	1316240	79.21
Dhaka	Feb-21	5472707	534934	155869	258356	699164	2085158	494738	4228219	77.26
	Mar-21	5476193	535625	155944	260117	700763	2086220	494603	4233272	77.3
Mymensingh	Feb-21	2295411	192639	51488	122123	323796	1012097	119347	1821490	79.35
	Mar-21	2271615	189951	50539	121282	321035	1002681	116344	1801832	79.32
Chattogram	Feb-21	5129117	424186	180546	275754	802043	1842425	341477	3866431	75.38
	Mar-21	5134099	424194	181578	278462	801670	1844383	341648	3871935	75.42
Sylhet	Feb-21	1746649	204824	52007	99515	247622	621021	129166	1354155	77.53
	Mar-21	1748503	204949	51888	101190	248126	620648	128944	1355745	77.54
<b>National</b>	<b>Feb-21</b>	<b>27688431</b>	<b>2821905</b>	<b>735168</b>	<b>1390094</b>	<b>4216048</b>	<b>10531331</b>	<b>2052456</b>	<b>21747002</b>	<b>78.54</b>
	<b>Mar-21</b>	<b>27684841</b>	<b>2821600</b>	<b>736331</b>	<b>1399906</b>	<b>4215792</b>	<b>10527422</b>	<b>2050901</b>	<b>21751952</b>	<b>78.57</b>

**Table -19: Status of Contraceptive Method-Mix based on CAR at the end of the Month of March 2021**

Method	Rangpur	Rajshahi	Khulna	Barishal	Dhaka	Mymensingh	Chattogram	Sylhet	National
Permanent Method	14.99	13.81	14.81	10.46	12.65	10.54	10.96	15.12	12.97
I U D	2.34	2.81	2.88	3.82	3.68	2.80	4.69	3.83	3.39
Implant	6.43	5.51	5.62	7.89	6.14	6.73	7.19	7.46	6.44
Injectables	21.48	17.79	19.99	26.08	16.55	17.82	20.70	18.30	19.38
Oral Pill	49.03	48.34	45.49	45.49	49.28	55.65	47.63	45.78	48.40
Condom	5.73	11.74	11.22	6.25	11.68	6.46	8.82	9.51	9.43
<b>Total</b>	<b>100.0</b>	<b>100.0</b>	<b>100.0</b>	<b>100.0</b>	<b>100.0</b>	<b>100.0</b>	<b>100.0</b>	<b>100.0</b>	<b>100.0</b>

## Method-Mix for the month of March 2021



**Table -20: Performance by type of MCH services for the month of February 2021 and March 2021**

(in Number)

Services	Performance		% Change of March '21 over February,21	
	February '21	March '21		
Number of Pregnant Women	883733	883698	0.00	
No. of High Risk Pregnant Mother Referred	5233	5285	0.99	
Treatment, Adviced & Referred Infertile Couple	114128	114431	0.27	
Treatment of RTI/STI (MCHTI, MFSTC, FWVTI-Raj & MCWCs)	6020	6539	8.62	
<b>Antenatal Care</b>	1 <sup>st</sup> visit (within 4 Month)	143671	163962	14.12
	2 <sup>nd</sup> visit (within 6 Month)	110777	113635	2.58
	3 <sup>rd</sup> visit (within 8 Month)	87969	95750	8.85
	4 <sup>th</sup> visit (in 9 <sup>th</sup> month) (including MCHTI, MFSTC & FWVTI-Raj)	79405	79917	0.64
<b>Delivery</b> conducted in MCHTI, MFSTC, FWVTI-Rajshahi, MCWC, UHC, UH&FWC & NGO Clinics	Normal	44719	44874	0.35
	C-Section	39883	40605	1.81
	<b>Total Delivery</b>	84602	85479	1.04
<b>Postnatal Care</b> (including MCHTI, MFSTC, FWVTI-Raj, MCWC, UHC, UH&FWC)	PNC-1 (within 24 Hour)	37401	38214	2.17
	PNC-2 (within 2- 3 day)	33869	34373	1.49
	PNC-3 (within 7 -14 day)	35735	37283	4.33
	PNC-4 (within 42-48 day)	45704	45120	-1.28
<b>TT for Women (15 - 49 Yrs.)</b>	1 <sup>st</sup> dose	114128	114431	0.27
	2 <sup>nd</sup> dose	117486	115111	-2.02
	3 <sup>rd</sup> dose	107790	110968	2.95
	4 <sup>th</sup> dose	101278	102953	1.65
	5 <sup>th</sup> dose	99926	101787	1.86
<b>Immunization</b>	BCG (Vaccine)	138409	138688	0.20
	PCV 1	150260	149749	-0.34
	PCV 2	151504	153456	1.29
	PCV 3	148987	151846	1.92
	MR Vaccine 1st Dose	135423	134231	-0.88
	MR Vaccine 2nd Dose	130170	132343	1.67
Number of ECP acceptors	9193	9314	1.32	
Number of MR done ( Both Govt. & NGOs )	3398	2112	-37.85	
<b>Total Live Births</b>	110065	108795	-1.15	

Still Births (Including MCHTI, MFSTC & FWVTI-Raj )		187	171	-8.56
<b>Death</b>	Neonatal Deaths (0 - 28 day)	247	299	21.05
	Infant Death (29 days -<1 Yr.)	109	104	-4.59
	Child Death (1 - <5Yrs.)	13	13	0.00
	Maternal Deaths	69	60	-13.04
	Other Death	27809	25423	-8.58
	<b>Total Death</b>	<b>28238</b>	<b>25899</b>	<b>-8.28</b>
No. of Health Education in UH&FWC		5506	6541	5858

**Table -21: Performance by type of Nutrition services for the month of February 2021 and March 2021**

Services		Performance		% Change of March '21 over February,21
		February '21	March '21	
Nutrition Services for Pregnant Women, 0-59 months aged child and Mother	Counseling on IYCF, IFA, Vitamin-A and Hand washinh	640927	664802	3.59
	Received IFA & Calcium Tablet (0-23 months child mother)	162459	157278	-3.29
	Exclusive Breast feeding up to 6 months	164838	176197	6.45
	No. of children (6-23Month) feeding complementary foods	182643	188959	3.34
	Feeding Tablet Vitamin A (6-59months Child)	5000	4409	-13.40
	Received Tablet anti-helminthics (24-59months Child)	66226	60107	-10.18
	Feeding Zink pill with ORS suffering form diarrhoea	4487	4146	-8.22
	Identifying Suffering from MAM	8565	8322	-2.92
	Suffering from SAM & Referred	2176	1577	-37.98
	Identifying Child Stunting	3132	3080	-1.69
	Identifying Child Wasting	2934	2794	-5.01
	Identifying Child Under weight	3935	3741	-5.19

**Annex - A: Summary of the Couples and Acceptors by Month Since February March**

Indicators		October.'20	November.'20	December.'20	January.'21	February.'21	February.'21
Number of Total Couples		27614360	27637609	27659104	27646705	27688431	27684841
Number of Total Acceptors		21659004	21681258	21720881	21711813	21747002	21751952
CAR (Contraceptive Acceptance Rate)		78.43	78.45	78.53	78.53	78.54	78.57
Method Specific Acceptors(Cumulative) by Month Since March 2021							
Indicators		October.'20	November.'20	December.'20	January.'21	February.'21	March.'21
Permanent Method (Male)Total		746510	744633	744701	744795	742691	740970
Permanent Method (Female) Total		2066932	2071707	2074641	2073381	2079214	2080630
Permanent Method (Total)		2813442	2816340	2819342	2818176	2821905	2821600
IUD (Users)Total		732502	731297	737088	735381	735168	736331
Implant (Users) Total		1358899	1366309	1381449	1383031	1390094	1399906
Injectable (Acceptors) Total		4203041	4206999	4212548	4209148	4216048	4215792
Oral Pill (Acceptors) Total		10507863	10514365	10521769	10516021	10531331	10527422
Condom (Acceptors) Total		2043257	2045948	2048685	2050056	2052456	2050901
Reporting Status	Number of Districts reported	64	64	64	64	64	64
	Number of Upazilas reported	490	490	490	489	490	490
Method Specific Absolute Performance by Month Since March2021							
Indicators		October.'20	November.'20	December.'20	January.'21	February.'21	March.'21
Permanent Method (Male, Cases)		2197	2260	2415	2017	1817	2366
Permanent Method (Female, Cases)		7393	7389	8353	5931	6112	7618
Permanent Method (Total, Cases)		9590	9649	10768	7948	7929	9984
I U D (in cases)		11138	11367	19051	10745	10855	17299
Implant (Cases)		33061	34978	45206	27501	29604	44752
Injectables (Doses)		806837	778810	806026	813606	781847	813214
Oral Pill (Cycles)		5671377	5493799	5280647	5493285	5519179	5568173
Condom (Pieces)		8125145	8259904	8186689	8080167	7964564	8281522
Performance by types of MCH services by month since March 2021							
Services		October.'20	November.'20	December.'20	January.'21	February.'21	March.'21
Number of Pregnant Women		916257	929937	902658	889712	883698	883698
No. of High Risk Pregnant Mother Referred		5931	5098	5237	5145	5285	5285
Antenatal Care	1 <sup>st</sup> visit (within 4 Month)	184159	171590	147449	141684	163962	163962
	2 <sup>nd</sup> visit (within 6 Month)	128061	128120	117612	112201	113635	113635
	3 <sup>rd</sup> visit (within 8 Month)	99995	102696	99097	93405	95750	95750
	4 <sup>th</sup> visit (in 9 <sup>th</sup> month) (including MCHTI, MFSTC & FWVTI-Raj)	85759	86579	84188	78651	79917	79917

Services		October.'20	November.'20	December.'20	January.'21	February.'21	March.'21
<b>Institutional Delivery(MCHTI, MFSTC, FWVTI-Raj., MCWC, UHC, UH&amp;FWC &amp; NGO)</b>	Normal	46357	48506	48861	46463	44874	44874
	Caesarian	41376	42605	42767	41870	40605	40605
	<b>Total</b>	<b>87733</b>	<b>91111</b>	<b>91628</b>	<b>88333</b>	<b>85479</b>	<b>85479</b>
<b>Non-Institutional Delivery</b>	At Home by Trained Persons	33211	33990	34924	35292	33836	33836
	At Home by Non-Trained Persons	11417	11556	11854	11927	11876	11876
	<b>Total</b>	<b>44628</b>	<b>45546</b>	<b>46778</b>	<b>47219</b>	<b>45712</b>	<b>45712</b>
<b>Total Delivery</b>		<b>132361</b>	<b>136657</b>	<b>138406</b>	<b>135552</b>	<b>131191</b>	<b>131191</b>
<b>Postnatal Care</b>	PNC-1 (within 24 Hour)	40798	42448	41134	38616	38214	38214
	PNC-2 (within 2- 3 day)	35402	35902	35750	33921	34373	34373
	PNC-3 (within 7 -14 day)	39173	39645	38878	36910	37283	37283
	PNC-4 (within 42-48 day) (including MCHTI, MFSTC & FWVTI-Raj)	46320	47620	46877	45894	45120	45120
Postnatal care by trained person till two days in Home Delivery		5205	5634	5256	5974	5129	5129
No. of uses 7.1% chlorhexidine digluconate for umbilical cord care		34385	35786	35798	32486	33589	33589
<b>TT for Women (15 - 49 Yrs.)</b>	1 <sup>st</sup> dose	121162	148355	96843	116459	114431	114431
	2 <sup>nd</sup> dose	124768	112066	94812	107282	115111	115111
	3 <sup>rd</sup> dose	113078	103860	89730	109008	110968	110968
	4 <sup>th</sup> dose	107650	103705	87667	104721	102953	102953
	5 <sup>th</sup> dose	106170	100485	86484	99684	101787	101787
<b>Immunization</b>	BCG (Vaccine)	147884	137847	124757	147884	138688	138688
	PCV 1	168597	154578	129200	168597	149749	149749
	PCV 2	155641	146360	125040	155641	153456	153456
	PCV 3	153164	144216	121343	153164	151846	151846
	MR Vaccine 1st Dose	136058	124652	119330	136058	134231	134231
	MR Vaccine 2nd Dose	126408	117757	111735	126408	132343	132343
Number of ECP acceptors		6925	8781	8025	8872	9314	9314
Number of MR done ( Both Govt. & NGOs )		1467	1190	1309	1630	2112	2112
General Treatment		2403648	2532150	2385108	2302867	2331083	2457938
<b>*Total Live Births</b>		<b>108548</b>	<b>111605</b>	<b>112692</b>	<b>112244</b>	<b>108795</b>	108795
Still Births (Including MCHTI, MFSTC & FWVTI-Raj)		213	332	192	191	187	171
<b>Death</b>	Neonatal Death (0 - 28 day)	339	345	357	320	299	299
	Infant Death (29 days -<1 Yr.)	124	119	86	113	104	104
	Child Death (1 -< 5 Yrs.)	10	10	20	6	13	13
	Maternal Death	82	67	58	76	60	60
	Other Death	23872	25727	28444	29328	25423	25423
	<b>Total Death</b>	<b>24427</b>	<b>26268</b>	<b>28965</b>	<b>29843</b>	<b>25899</b>	25899
<b>* Live births conducted at Govt. MCH, DH, MCWC, UHC, UH&amp;FWC, NGOs and Home. The information is collected by FWAs through field visit.</b>							

**Annex - C : City Corporation wise Contraceptive Acceptors and Acceptance Rate (CAR) (Partial) at the end of the month of March 2021**

Name of the City Corporation	Eligible Couple	Oral Pill	Condom	Injectable	I U D	Implant	Permanent Method			Total Acceptors	CAR(%)
							Male	Female	Total		
Rangpur City Corporation	105511	39092	10113	17545	1168	5706	3408	6397	9805	83429	0
<b>Rangpur Division</b>	<b>105511</b>	<b>39092</b>	<b>10113</b>	<b>17545</b>	<b>1168</b>	<b>5706</b>	<b>3408</b>	<b>6397</b>	<b>9805</b>	<b>83429</b>	<b>79.07</b>
Rajshahi City Corporation	102299	28429	27888	17594	792	2149	440	6311	6751	83603	0
<b>Rajshahi Division</b>	<b>102299</b>	<b>28429</b>	<b>27888</b>	<b>17594</b>	<b>792</b>	<b>2149</b>	<b>440</b>	<b>6311</b>	<b>6751</b>	<b>83603</b>	<b>81.72</b>
Khulna City Corporation	134887	39584	24538	18636	7562	8483	4877	5735	10612	109415	0
<b>Khulna Division</b>	<b>134887</b>	<b>39584</b>	<b>24538</b>	<b>18636</b>	<b>7562</b>	<b>8483</b>	<b>4877</b>	<b>5735</b>	<b>10612</b>	<b>109415</b>	<b>81.12</b>
Barisal City Corporation	29281	12152	4662	2818	338	1927	284	1133	1417	23314	0
<b>Barisal Division</b>	<b>29281</b>	<b>12152</b>	<b>4662</b>	<b>2818</b>	<b>338</b>	<b>1927</b>	<b>284</b>	<b>1133</b>	<b>1417</b>	<b>23314</b>	<b>79.62</b>
Dhaka City Corporation	97146	30084	12402	14996	3199	4558	3775	5538	9313	74552	0
Gazipur City Corporation	111303	47549	10545	13231	3232	4817	2524	7023	9547	88921	0
Narayanganj City Corporation	112770	40516	12466	15282	2523	4269	3924	5747	9671	84727	0
<b>Dhaka Division</b>	<b>321219</b>	<b>118149</b>	<b>35413</b>	<b>43509</b>	<b>8954</b>	<b>13644</b>	<b>10223</b>	<b>18308</b>	<b>28531</b>	<b>248200</b>	<b>77.27</b>
Chattogram City Corporation	81184	27109	10877	9667	3623	4884	2046	3733	5779	61939	0
<b>Chattogram Division</b>	<b>81184</b>	<b>27109</b>	<b>10877</b>	<b>9667</b>	<b>3623</b>	<b>4884</b>	<b>2046</b>	<b>3733</b>	<b>5779</b>	<b>61939</b>	<b>76.29</b>
Sylhet City Corporation	29531	11485	4037	3303	425	1445	666	2336	3002	23697	0
<b>Sylhet Division</b>	<b>29531</b>	<b>11485</b>	<b>4037</b>	<b>3303</b>	<b>425</b>	<b>1445</b>	<b>666</b>	<b>2336</b>	<b>3002</b>	<b>23697</b>	<b>80.24</b>
Mymensingh City Corporation	35022	14081	3472	3863	846	2523	1575	2296	3871	28656	0
<b>Mymensingh Division</b>	<b>35022</b>	<b>14081</b>	<b>3472</b>	<b>3863</b>	<b>846</b>	<b>2523</b>	<b>1575</b>	<b>2296</b>	<b>3871</b>	<b>28656</b>	<b>81.82</b>
<b>Total</b>	<b>630485</b>	<b>212448</b>	<b>98053</b>	<b>88708</b>	<b>17277</b>	<b>31386</b>	<b>17220</b>	<b>33688</b>	<b>50908</b>	<b>498780</b>	<b>79.11</b>