

FAMILY PLANNING MONTHLY LOGISTICS REPORT

June 2017



**Management Information System (MIS)
Directorate General of Family Planning (DGFP)**

6, Kawran Bazar, Dhaka1215

Email: dirmisfp@gmail.com, dirlsdgfp@gmail.com

www.dgfpmis.org, www.dgfplmis.org

Government of the People's Republic of Bangladesh
Directorate General of Family Planning
Management Information System (MIS)
6, Kawran Bazar, Dhaka- 1215
www.dgfp.gov.bd


Memo No. - DGFP/MIS/09(Report)/04/2017/507

Date: 01 August' 2017.

Sub: Family Planning Monthly Logistics Report for the Month of June' 2017.

Family Planning Monthly Logistics Report for the Month of June' 2017 is sent herewith for your kind information & necessary action. This report is prepared on the basis of Form-7 submitted by Warehouses and Form-7B submitted by Upazila Family Planning Offices by using WIMS & UIMS operational tools. It provides useful information on monthly distribution and stock balance of all the major contraceptives & DDS Kits of Warehouse/Upazila Stores. A summary of important events happened during reporting month included in this report. For more information you are requested to visit at www.scmpbd.org web site.

Comments and suggestions for improvement of this report will be highly appreciated.


01.08.2017
(Suleman Khan)

Joint Secretary (ME&FW Division)
and
Director & Line Director (MIS)
Phone: 9146262
Mail: dirmisfp@gmail.com

Memo No. - DGFP/MIS/09(Report)/04/2017/507/1(204)

Date: 01 August' 2017.

Copy of the report forwarded to:

1. Secretary, Medical Education & Family Welfare Division (ME&FW Division), Bangladesh Secretariat, Dhaka.
2. Additional Secretary (Admin), (ME&FW Division), Bangladesh Secretariat, Dhaka.
3. Joint Secretary (Development), (ME&FW Division), Bangladesh Secretariat, Dhaka.
4. Joint Chief (Planning), Health Service Division, Bangladesh Secretariat, Dhaka
5. Joint Chief (Population & Planning wing), Planning commission, Sher-e-Bangla Nagar, Dhaka.
6. Joint Chief (Planning), Program Management and Monitoring Unit (PMMU), Azimpur, Dhaka-1205.
7. Deputy Chief (Planning), (ME&FW Division), Bangladesh Secretariat, Dhaka.
8. P.S. to the Honorable Minister, Ministry of Health and Family Welfare, Bangladesh Secretariat, Dhaka, for kind information of the Honorable Minister.
9. P.S. to the Honorable State Minister, Ministry of Health and Family Welfare, Bangladesh Secretariat, Dhaka, for kind information of the Honorable State Minister.
10. Director Administration, Directorate General of Family Planning, 6 Kawran Bazar, Dhaka 1215.
11. Director Logistics & Supply and Line Director (Procurement, Storage & Supply Management), Directorate General of Family Planning, 6 Kawran Bazar, Dhaka 1215.

12. Director Finance & Line Director (Family Planning Field Service Delivery), Directorate General of Family Planning, 6 Kawran Bazar, Dhaka 1215.
13. Director (IEM) & Line Director (Information, Education and Communication), Directorate General of Family Planning, 6 Kawran Bazar, Dhaka 1215.
14. Director Planning & Line Director (Planning Monitoring and Evaluation), Directorate General of Family Planning, 6 Kawran Bazar, Dhaka 1215.
15. Line Director (Maternal, Child, Reproductive and Adolescent Health), Directorate General of Family Planning, 6 Kawran Bazar, Dhaka 1215.
16. Line Director (Clinical Contraception Services Delivery Program), Directorate General of Family Planning, 6 Kawran Bazar, Dhaka 1215.
17. Divisional Director, Family Planning, Dhaka / Chittagong / Rajshahi / Khulna / Sylhet / Barisal / Rangpur Division.
18. Deputy Chief (FW)/ (Health), Ministry of Health & Family Welfare, Bangladesh Secretariat, Dhaka.
19. Additional Director (Drugs and Stores), Directorate General of Family Planning, Central Warehouse, Mohakhali, Dhaka.
20. Deputy Director, Family Planning, ----- District (You are requested to take appropriate measures to ensure timely online submission of Form 7B report from upazilas.
21. Supply Officer, Family Planning, ----- CWH/RWHs.
22. Country Project Director, SIAPS/MSH, House: 3, Road: No. 23B, Gulshan-1, Dhaka-1212.
23. Country Director, the World Bank, E-32, Agargaon, Sher-e-Banala Nagar, Dhaka-1207.
24. Team Leader, Population & Health Team, USAID, Madani Avenue, Baridhara, Dhaka.
25. Country Representative, UNFPA, IDB Bhaban, Agargaon, Sher-E-Bangla Nagar, Dhaka.
26. Managing Director, SMC, SMC Tower, 33 Banani C/A, Dhaka-1213.
27. Documentation Center, IEM Unit, Directorate General of Family Planning, 6 Kawran Bazar, Dhaka.
28. PA to Director General, Directorate General of Family Planning, 6, Kawran Bazar, Dhaka 1215.
29. Office copy, MIS, DGFP, 6 Kawran Bazar, Dhaka -1215.
30. Concerned Organization.


(Ajoy Ratan Barua)
Deputy Director (MIS)

Table Of Contents

	Page
1. DGFP Stock Status Report	1-2
2. National Receipts Quantity by Product by Month	3
3. National Level Contraceptive Summary Report	4
4. Stock Status Report at Different Levels	5
5. Contraceptive Stock Status by Product at Upazila Store and Field	6-10
6. Contraceptive Stock Status by Product at Regional Warehouses/Upazila	11-31
7. Month-wise Consumption Trend	32-34
8. Report on Upazila and Warehouse Having Stock Out in last month	35

1. DGFP Stock Status Report

		DGFP STOCK STATUS REPORT (For Contraceptives) June 2017																													
Year ?		2017												2018												2019					
Month ?		7	8	9	10	11	12	1	2	3	4	5	6	7	8	9	10	11	12	1	2	3	4	5	6						
Min.-Max. ?														Min						Max											
Product ?																															
Condom		CS (91.23m) - 07 months																													
*AMC = 11.7m		2016-17: GoB (Rev):73m, Goods received																													
Pill		CS (73.67m) - 09 months																													
*AMC = 8.06m		2016-17: 69m, Goods received																													
IUD		CS (0.162m) - 08 months																													
*AMC = 18,289		CS (4.19m) - 04 months																													
Injectables		2017-18: 5m= 4 months																													
*AMC = 1.03m		2017-18 : GoB (Rev) : 5m																													
Implant		CS (0.27m) - 7 months												2016-17: 0.2m = 7 months																	
*AMC = 35,000		2016-17(Pool Fund) : 0.2m- Goods received;2016-17 : GoB(Rev)-0.2m; L/C Opened																													
		<p>The loss of medicines & contraceptives due to fire incident at Central Warehouse of the DGFP at Mohakhali, Dhaka are in the process of replenishment through the procurement of 2017-18.</p>																													
		<p>*AMC is calculated based on past 6-months consumption</p> <p>Data Sources: DGFP/L&S unit, DGFP LMIS web site - http://scmpbd.org/ Central Warehouse WIMS data and Approved DGFP Procurement Plan</p>																													
		<p>Legend:</p> <ul style="list-style-type: none"> Current Stock To be received Planned for FY 2017-18 AMC = Average Monthly Consumption BER = Bid Evaluation Report CCGP = Cabinet Committee on Govt Purchase CS = Current Stock NOA = Notification of Award NO = No Objection TEC = Tender Evaluation Committee ICB = International Competitive Bidding NCT = National Competitive Tendering 																													
		Page 1																													

DGFP STOCK STATUS NOTES
(For Contraceptives)
Month: June 2017

CONDOM – Current national stock is 91.23 million pieces and this stock can be used up to January 2018.

PILL – Current national stock of Oral Contraceptive Pill is 73.67 million cycles which will go up to March 2018.

IUD – Current national stock is 0.162 million sets and this stock can be used up to February 2018.

INJECTABLES – Current stock of 4.19 million vials and that can be used up to September 2017.

- Planned for 2017-18: (GoB-Rev) 5million vials and that can be used up to January 2018.

IMPLANT – Current stock is 0.27 million sets and this can be used up to December 2017.

- Planned for 2016-17: (GoB-Rev) 0.2m sets, L/C opened, awaiting receipt.

The loss of medicines & contraceptives due to fire incident at Central Warehouse of the DGFP at Mohakhali, Dhaka are in the process of replenishment through the procurement of 2017-18.
--

You can also download the previous reports from <http://www.scmpbd.org/>

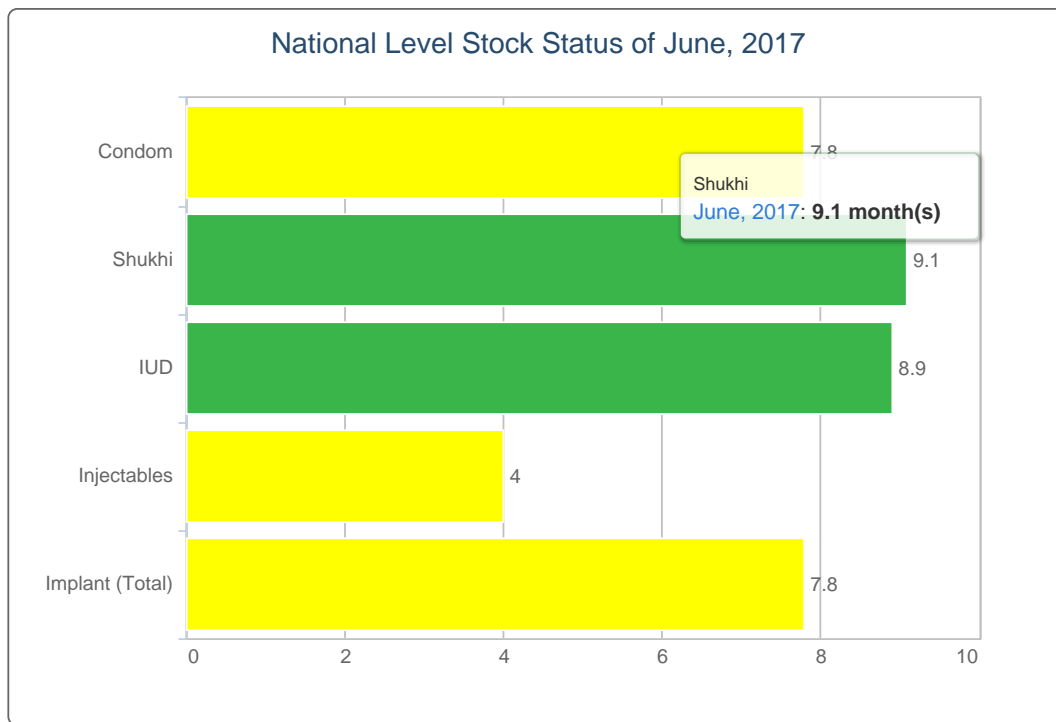
2. National Receipts Quantity by Product by Month

Contraceptive Received Report

Month: June, 2017

Item	Supplier	Receiver	Date Receipts	Qty
Injectables	UNFPA	Dhaka CWH	30/06/17	299,997
Total				299,997

3. National Level Contraceptive Summary Report

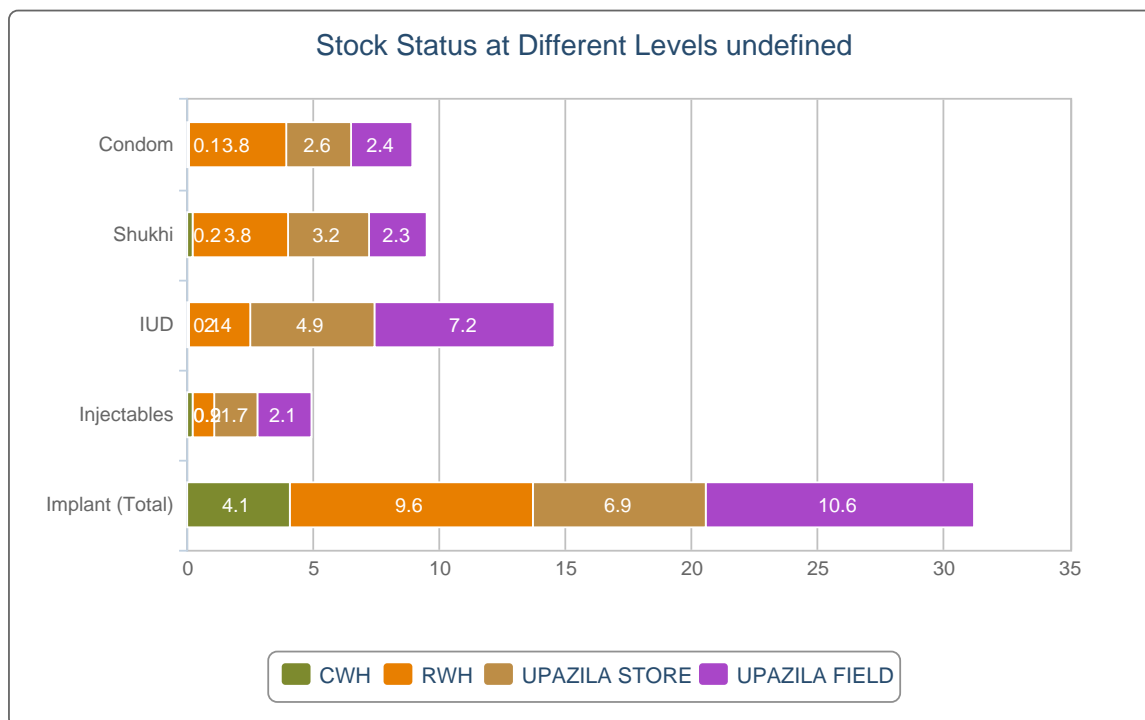


■ MOS less than 4.0
 ■ MOS 4.0 - 7.9
 ■ MOS 8.0 and above
 MOS = Month of Stock

National Level Stock Status of June, 2017

SL	Name of Products	Reported Consumption	Reported Closing Balance	Average Monthly Consumption	MOS
1	Condom	10,315,572	91,232,992	11,763,064	7.8
2	Shukhi	7,646,470	73,677,553	8,064,893	9.1
3	IUD	11,178	162,764	18,289	8.9
4	Injectables	869,692	4,194,937	1,037,183	4.0
5	Implant (Total)	8,733	272,362	35,000	7.8

4. Stock Status Report at Different Levels

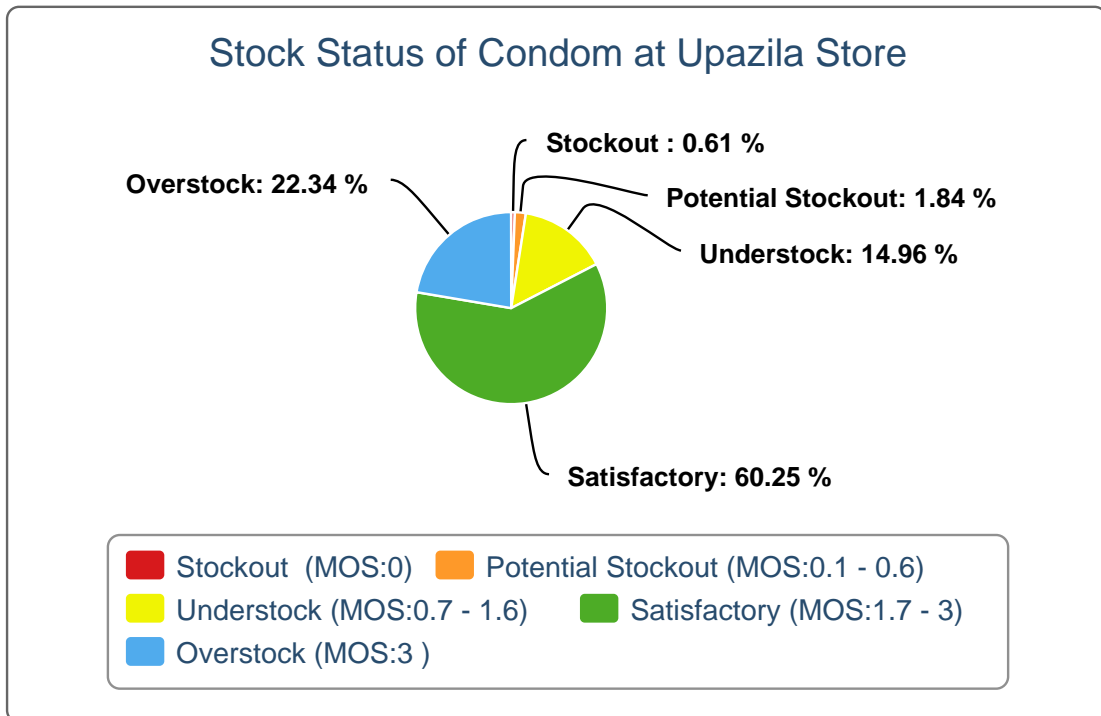


Stock Status at Different Levels June, 2017

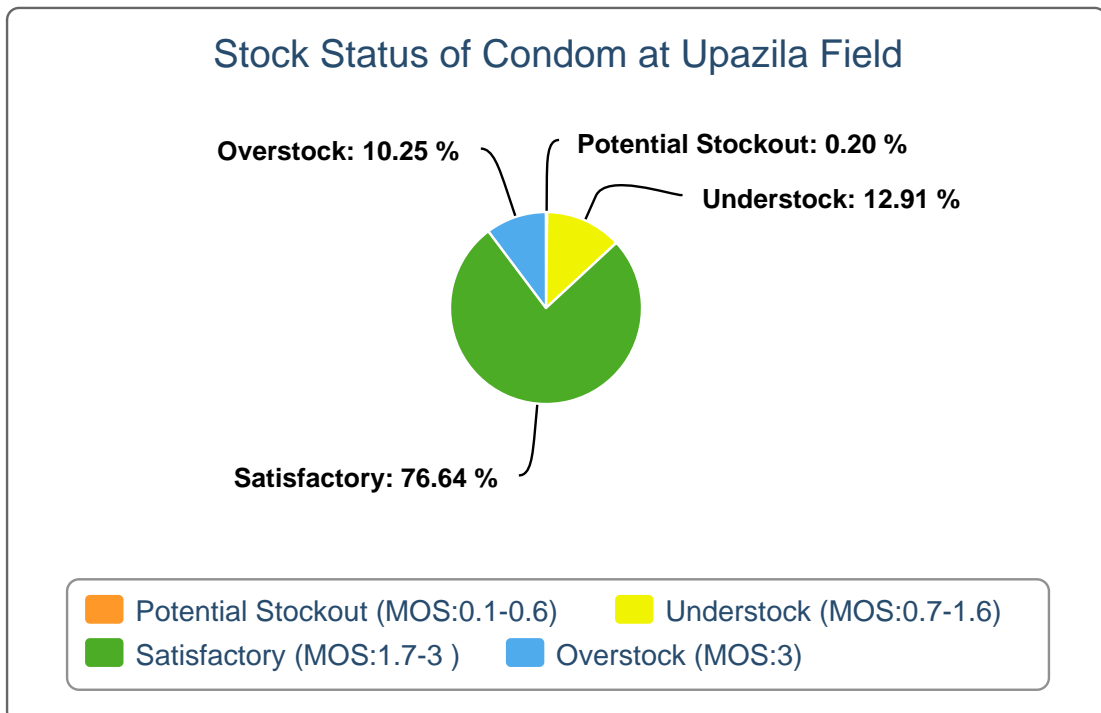
Products	Avg. Consump. of Last 6 Months	CWH Level	MOS	RWH Level	MOS	Upazila Level	MOS	Field Level	MOS	National Level	MOS
Condom	11,763,064	684,400	0.1	38,991,800	3.3	27,306,668	2.3	24,250,124	2.1	91,232,992	7.8
Shukhi	8,064,893	1,878,720	0.2	29,128,320	3.6	24,803,412	3.1	17,867,101	2.2	73,677,553	9.1
IUD	18,289	750	0	26,972	1.5	54,533	3	80,509	4.4	162,764	8.9
Injectables	1,037,183	142,997	0.1	773,900	0.7	1,445,823	1.4	1,832,217	1.8	4,194,937	4
Implant (Total)	35,000	36,184	1	83,479	2.4	60,014	1.7	92,685	2.6	272,362	7.8

5. Contraceptive Stock Status by Product at Upazila Store and Field

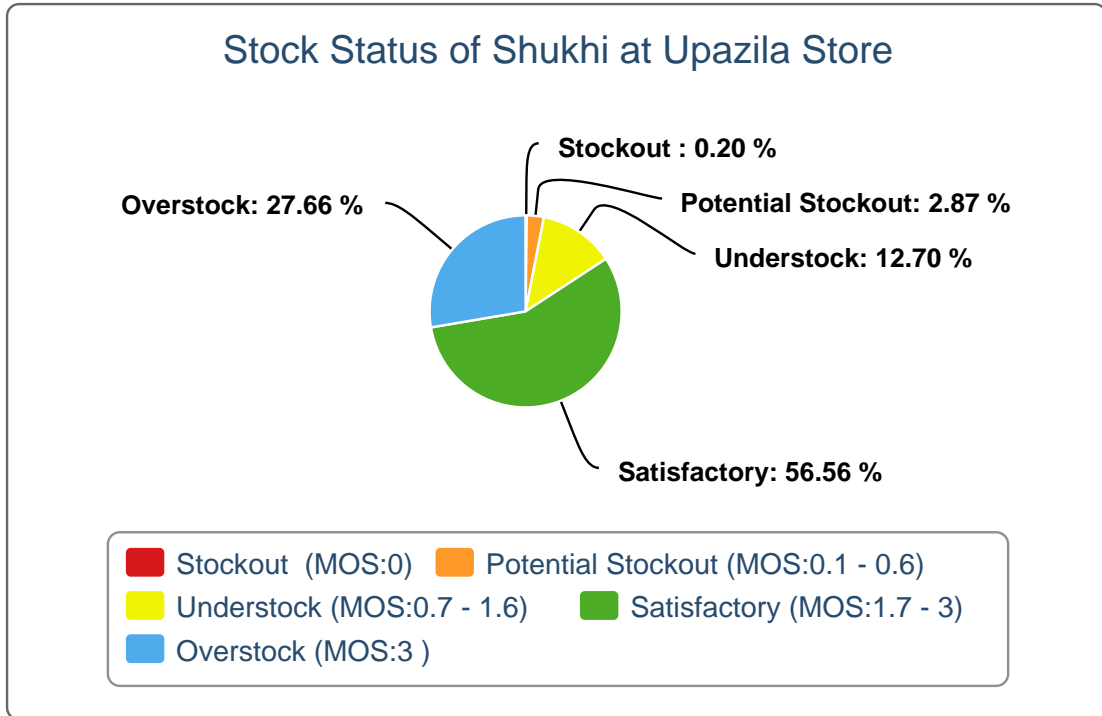
5(a).



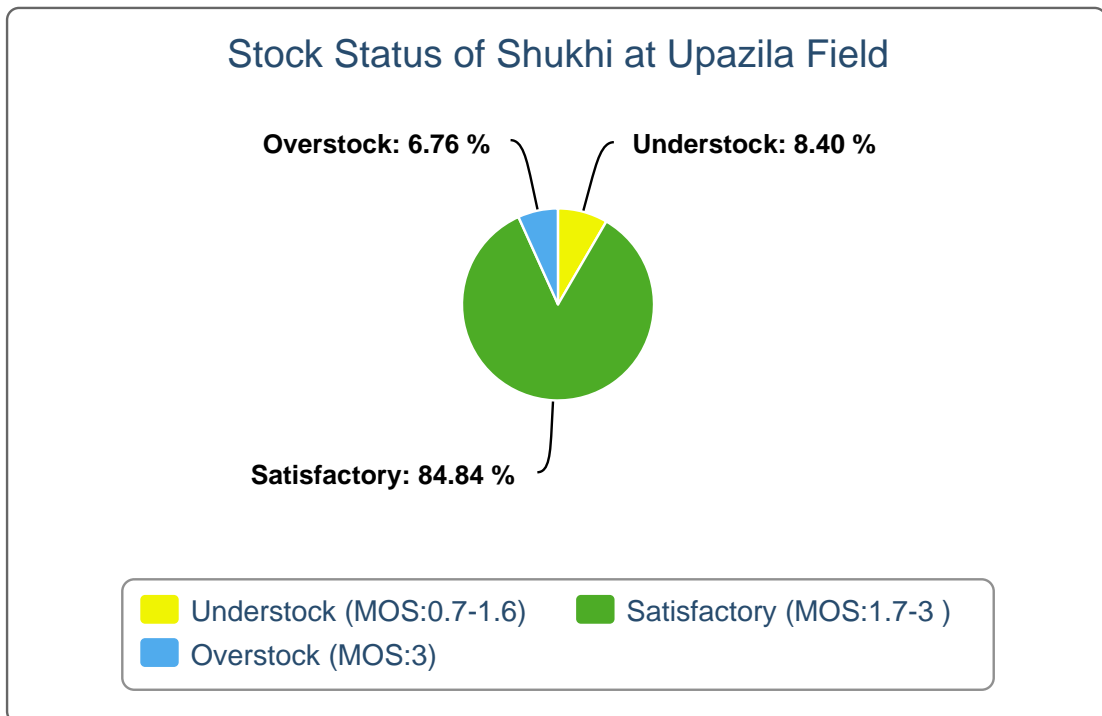
5(b).



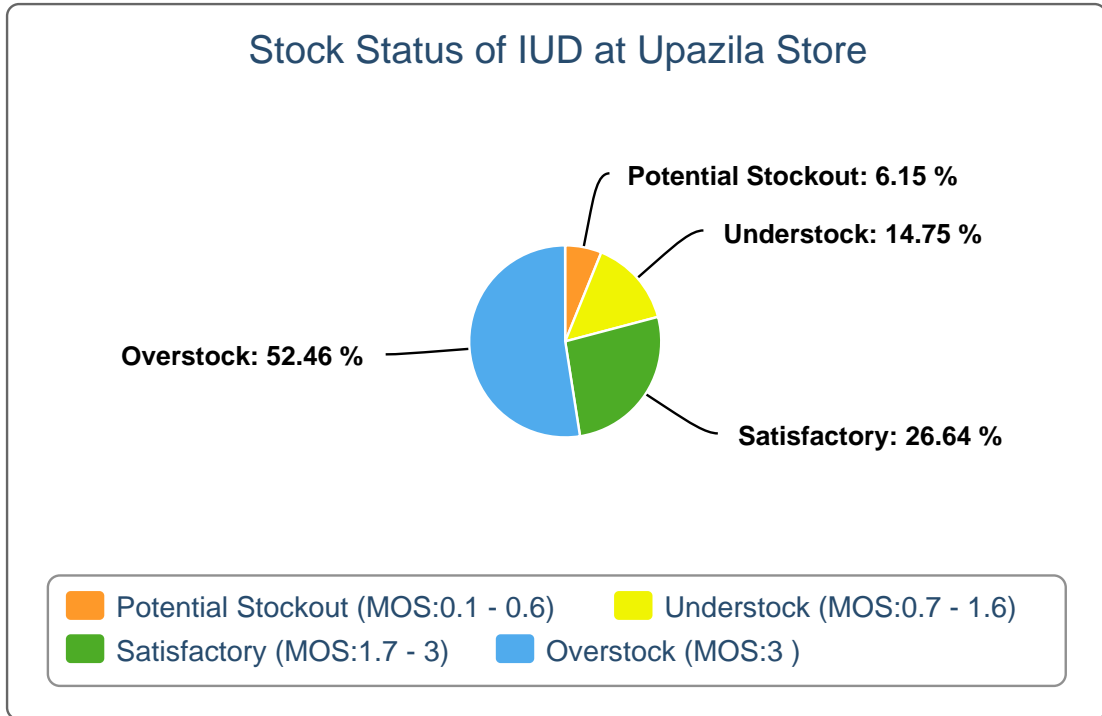
5(c).



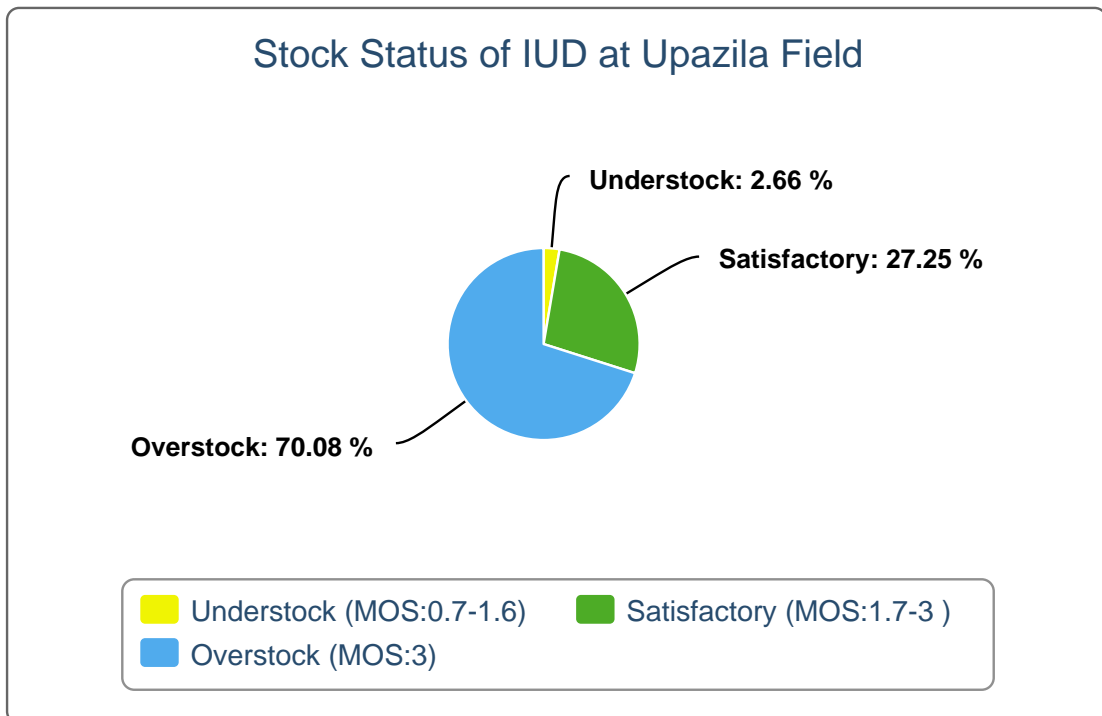
5(d).



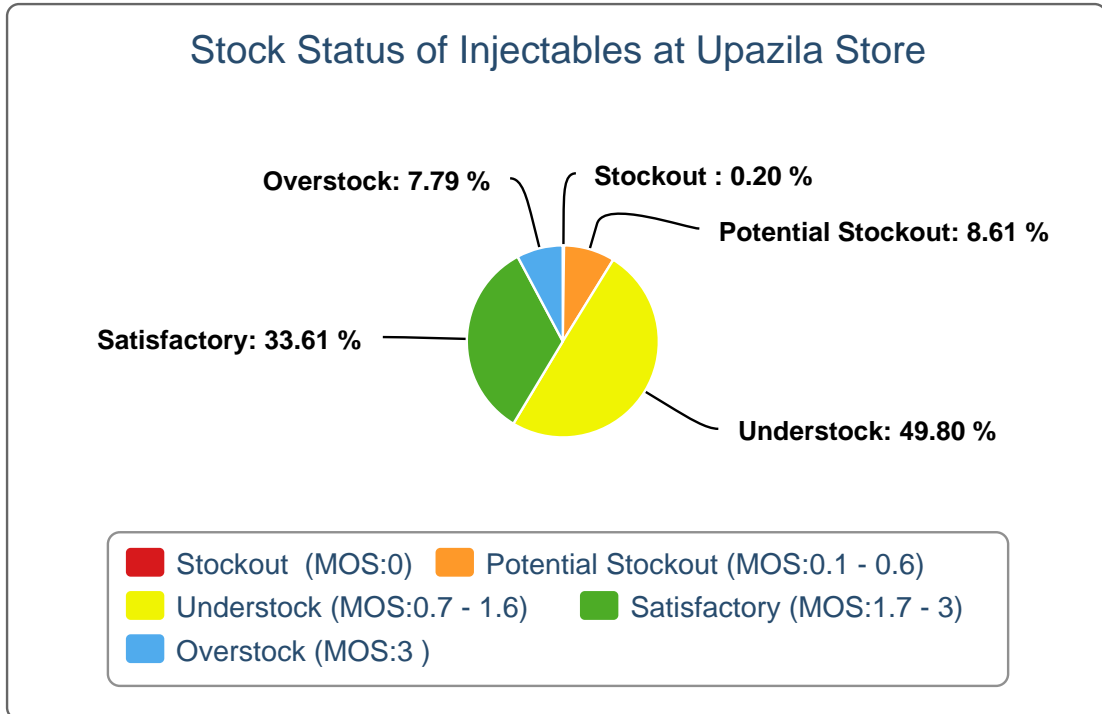
5(e).



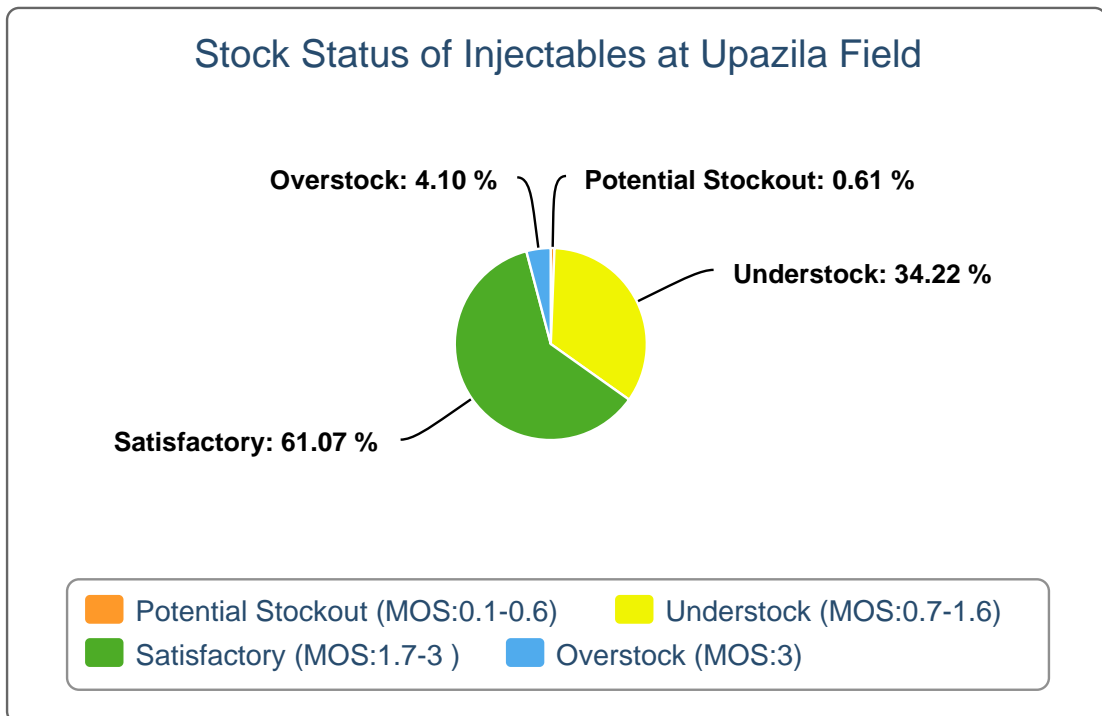
5(f).



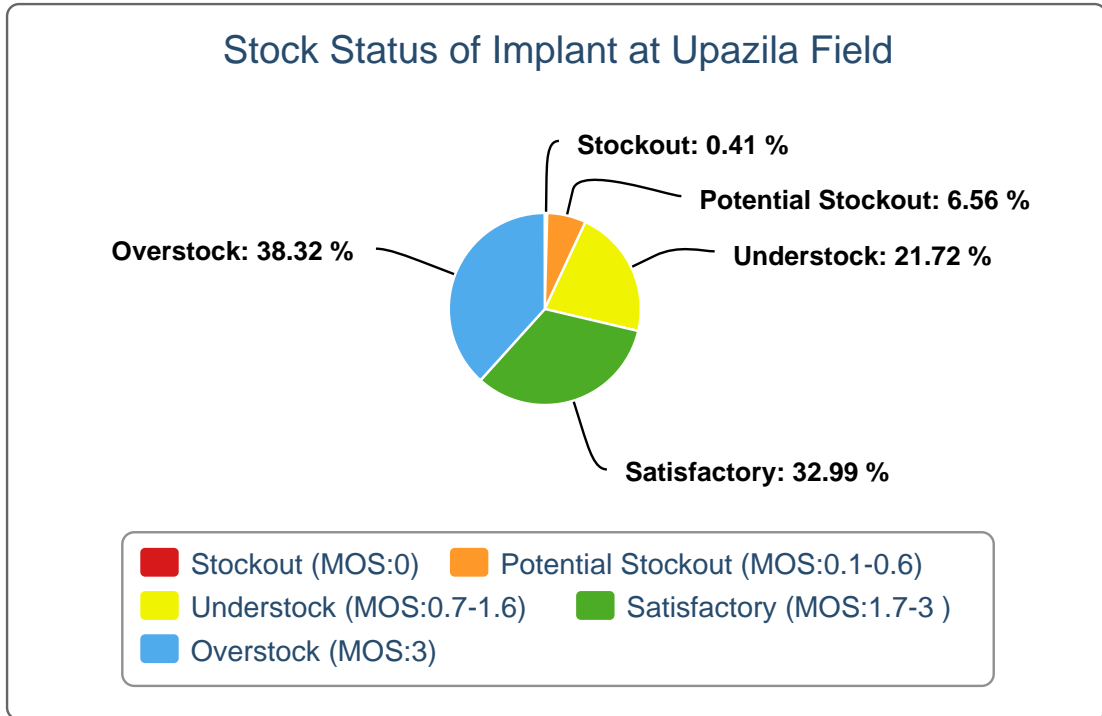
5(g).



5(h).



5(i).



6(a). Contraceptive Stock Status by Product at Regional Warehouses

SL	WH Name	Condom			Shukhi			IUD			Injectables			Implant		
		CBL	AMD	MOS	CBL	AMD	MOS	CBL	AMD	MOS	CBL	AMD	MOS	CBL	AMD	MOS
1	Bandarbon RWH	155,400	31,746	4.9	129,600	22,657	5.7	500	73	6.8	15,000	3,273	4.6	1,188	170	7.0
2	Bhola RWH	363,600	143,785	2.5	396,000	97,445	4.1	1,050	357	2.9	62,000	41,379	1.5	1,584	594	2.7
3	Bogra RWH	3,034,200	603,471	5.0	7,319,520	440,300	16.6	650	809	0.8	18,200	38,119	0.5	10,368	2,339	4.4
4	Chittagong RWH	11,987,800	603,654	19.9	6,445,440	389,462	16.5	150	1,545	0.1	37,200	63,952	0.6	26,918	2,605	10.3
5	Comilla RWH	28,200	823,346	0.0	790,560	428,598	1.8	1,850	1,411	1.3	59,000	77,243	0.8	3,006	1,789	1.7
6	Dhaka CWH	684,400	1,905,468	0.4	1,878,720	980,222	1.9	750	2,871	0.3	142,997	120,788	1.2	36,184	3,679	9.8
7	Dinajpur RWH	384,000	223,228	1.7	1,056,960	353,025	3.0	1,450	652	2.2	28,500	41,604	0.7	316	2,379	0.1
8	Faridpur RWH	1,458,000	732,015	2.0	550,080	497,089	1.1	2,300	1,272	1.8	24,200	51,342	0.5	3,096	2,654	1.2
9	Jamalpur RWH	255,600	427,827	0.6	764,640	282,832	2.7	400	587	0.7	46,900	37,233	1.3	1,694	1,264	1.3
10	Jessore RWH	1,287,000	522,182	2.5	969,120	350,678	2.8	1,500	777	1.9	31,100	52,145	0.6	720	1,570	0.5
11	Khulna RWH	15,820,000	759,724	20.8	2,589,120	467,610	5.5	3,500	987	3.5	28,900	48,209	0.6	10,120	1,563	6.5
12	Kushtia RWH	402,000	358,337	1.1	807,840	192,080	4.2	1,781	297	6.0	46,700	39,680	1.2	1,551	736	2.1
13	Mymensingh RWH	594,000	852,765	0.7	1,149,120	860,815	1.3	3,050	957	3.2	69,500	57,956	1.2	3,560	2,944	1.2
14	Noakhali RWH	69,000	368,146	0.2	678,240	203,126	3.3	200	857	0.2	25,800	44,930	0.6	2,858	1,304	2.2
15	Pabna RWH	162,000	592,398	0.3	1,306,080	387,769	3.4	100	1,045	0.1	41,500	51,373	0.8	2,218	976	2.3
16	Patuakhali RWH	969,000	127,016	7.6	1,041,120	152,545	6.8	1,300	371	3.5	59,000	27,739	2.1	4,314	874	4.9
17	Rajshahi RWH	453,000	773,628	0.6	671,040	338,521	2.0	1,491	563	2.6	55,200	42,750	1.3	1,800	1,525	1.2
18	Rangamati RWH	157,800	63,956	2.5	141,120	40,524	3.5	700	92	7.6	19,500	3,755	5.2	1,162	194	6.0
19	Rangpur RWH	535,200	645,088	0.8	1,118,880	824,465	1.4	2,350	1,512	1.6	33,200	112,257	0.3	3,456	3,094	1.1
20	Sylhet RWH	737,400	790,791	0.9	869,760	435,429	2.0	1,700	729	2.3	33,500	52,600	0.6	2,038	1,603	1.3
21	Tangail RWH	138,600	414,493	0.3	334,080	319,701	1.0	950	525	1.8	39,000	28,856	1.4	1,512	1,144	1.3

6(b). Contraceptive Stock Status by Product at Upazila

SL	Warehouse Name	Upazila Name	Condom			Shukhi			IUD			Injectables			Implant		
			CBL	AMD	MOS	CBL	AMD	MOS	CBL	AMD	MOS	CBL	AMD	MOS	CBL	AMD	MOS
1	Bandarbon RWH	Alikadam	7,500	2,693	2.8	5,355	2,167	2.5	70	5	14.0	1,671	804	2.1	64	25	2.6
2	Bandarbon RWH	Bandarban Sadar	11,000	4,414	2.5	7,825	4,233	1.8	191	25	7.6	2,201	677	3.3	161	16	10.1
3	Bandarbon RWH	Lama	12,500	6,685	1.9	2,670	5,409	0.5	126	20	6.3	1,596	692	2.3	56	36	1.6
4	Bandarbon RWH	Naikhongchhari	13,500	8,219	1.6	8,790	5,497	1.6	108	6	18.0	2,448	703	3.5	70	9	7.8
5	Bandarbon RWH	Rowangchhari	10,600	2,086	5.1	8,590	1,865	4.6	183	3	61.0	1,578	185	8.5	55	18	3.1
6	Bandarbon RWH	Ruma	34,500	5,202	6.6	16,995	1,618	10.5	256	6	42.7	2,215	103	21.5	52	20	2.6
7	Bandarbon RWH	Thanchi	4,600	2,447	1.9	8,635	1,868	4.6	89	8	11.1	1,138	109	10.4	50	46	1.1
8	Bhola RWH	Bhola Sadar	42,700	15,395	2.8	28,950	12,383	2.3	286	79	3.6	12,190	5,718	2.1	161	237	0.7
9	Bhola RWH	Burhanuddin	17,700	6,469	2.7	18,465	9,402	2.0	67	26	2.6	5,021	2,211	2.3	288	58	5.0
10	Bhola RWH	Char Fasson	70,190	40,590	1.7	37,548	18,986	2.0	145	87	1.7	16,396	9,036	1.8	256	86	3.0
11	Bhola RWH	Daulat Khan	29,400	13,643	2.2	17,665	8,775	2.0	70	16	4.4	7,900	3,803	2.1	208	18	11.6
12	Bhola RWH	Hizla	24,400	9,701	2.5	14,092	6,644	2.1	85	17	5.0	6,066	2,036	3.0	454	17	26.7
13	Bhola RWH	Lalmohan	44,900	18,408	2.4	36,480	13,722	2.7	200	57	3.5	16,400	6,669	2.5	144	55	2.6
14	Bhola RWH	Manpura	12,552	4,784	2.6	7,053	2,779	2.5	60	10	6.0	4,085	1,808	2.3	94	37	2.5
15	Bhola RWH	Mehendiganj	47,500	17,029	2.8	21,985	13,146	1.7	100	32	3.1	10,562	5,036	2.1	216	48	4.5
16	Bhola RWH	Muladi	32,900	8,520	3.9	21,765	6,161	3.5	76	18	4.2	5,880	1,649	3.6	288	11	26.2
17	Bhola RWH	Tazumuddin	22,300	9,246	2.4	11,320	5,447	2.1	60	15	4.0	7,100	3,413	2.1	216	27	8.0
18	Bogra RWH	Adamdighi	53,700	14,278	3.8	38,280	8,881	4.3	70	27	2.6	1,187	549	2.2	0	50	0.0
19	Bogra RWH	Akkelpur	10,600	5,893	1.8	8,650	6,556	1.3	70	14	5.0	493	588	0.8	0	59	0.0
20	Bogra RWH	Atrai	19,300	16,861	1.1	15,680	15,863	1.0	158	11	14.4	890	569	1.6	144	41	3.5
21	Bogra RWH	Badalgachhi	0	15,949	0.0	0	13,156	0.0	153	18	8.5	250	2,111	0.1	288	45	6.4
22	Bogra RWH	Bogra Sadar	65,000	78,665	0.8	6,435	17,927	0.4	110	96	1.1	3,476	3,101	1.1	59	219	0.3
23	Bogra RWH	Dhamoirhat	20,984	10,886	1.9	350,453	10,124	34.6	255	13	19.6	1,739	1,246	1.4	288	28	10.3
24	Bogra RWH	Dhunat	36,900	24,315	1.5	24,170	17,624	1.4	66	25	2.6	2,705	2,045	1.3	0	101	0.0
25	Bogra RWH	Dhupchanchia	22,300	7,649	2.9	21,360	8,703	2.5	49	16	3.1	1,342	850	1.6	0	114	0.0

SL	Warehouse Name	Upazila Name	Condom			Shukhi			IUD			Injectables			Implant		
			CBL	AMD	MOS	CBL	AMD	MOS	CBL	AMD	MOS	CBL	AMD	MOS	CBL	AMD	MOS
26	Bogra RWH	Gabtali	31,200	40,421	0.8	10,215	19,220	0.5	82	11	7.5	1,868	3,037	0.6	0	121	0.0
27	Bogra RWH	Ghoraghat	29,100	6,914	4.2	9,900	7,733	1.3	40	26	1.5	1,022	429	2.4	144	32	4.5
28	Bogra RWH	Hakimpur	17,224	7,465	2.3	21,813	5,663	3.9	39	11	3.5	672	465	1.4	216	33	6.5
29	Bogra RWH	Joypurhat Sadar	33,300	32,444	1.0	18,585	18,873	1.0	125	77	1.6	2,525	1,997	1.3	158	118	1.3
30	Bogra RWH	Kahaloo	600	16,512	0.0	3,945	11,949	0.3	11	28	0.4	505	866	0.6	0	117	0.0
31	Bogra RWH	Kalai	20,400	8,644	2.4	285,720	9,175	31.1	73	14	5.2	1,101	606	1.8	0	40	0.0
32	Bogra RWH	Khetlal	10,500	7,678	1.4	6,225	5,491	1.1	76	12	6.3	487	300	1.6	216	36	6.0
33	Bogra RWH	Mahadebpur	20,500	17,193	1.2	21,105	20,241	1.0	95	26	3.7	2,079	1,119	1.9	0	99	0.0
34	Bogra RWH	Manda	16,500	21,371	0.8	44,640	35,362	1.3	185	103	1.8	3,170	2,218	1.4	10	138	0.1
35	Bogra RWH	Nandigram	8,900	10,247	0.9	3,570	14,412	0.2	93	8	11.6	141	377	0.4	0	39	0.0
36	Bogra RWH	Naogaon Sadar	7,700	37,105	0.2	29,605	22,813	1.3	104	47	2.2	1,124	1,812	0.6	0	88	0.0
37	Bogra RWH	Niamatpur	15,800	12,763	1.2	13,580	14,943	0.9	148	15	9.9	528	1,011	0.5	0	50	0.0
38	Bogra RWH	Panchbibi	30,600	16,040	1.9	13,725	9,835	1.4	57	28	2.0	698	674	1.0	48	97	0.5
39	Bogra RWH	Patnitala	34,826	9,219	3.8	86,132	9,420	9.1	72	20	3.6	488	555	0.9	216	67	3.2
40	Bogra RWH	Porsha	16,152	13,007	1.2	13,185	11,979	1.1	61	8	7.6	1,029	493	2.1	72	18	4.0
41	Bogra RWH	Raninagar	30,900	17,091	1.8	16,560	16,157	1.0	150	11	13.6	957	752	1.3	432	43	10.0
42	Bogra RWH	Sapahar	17,900	10,754	1.7	16,065	12,224	1.3	38	6	6.3	924	944	1.0	288	36	8.0
43	Bogra RWH	Sariakandi	24,360	13,450	1.8	10,125	9,867	1.0	173	25	6.9	2,448	1,287	1.9	0	114	0.0
44	Bogra RWH	Shajahanpur	55,700	47,321	1.2	6,015	18,261	0.3	12	25	0.5	484	1,247	0.4	0	94	0.0
45	Bogra RWH	Sherpur	12,300	32,347	0.4	5,056	21,918	0.2	57	21	2.7	4,311	1,837	2.3	0	125	0.0
46	Bogra RWH	Shibganj	27,000	30,455	0.9	26,790	26,274	1.0	100	27	3.7	3,700	3,764	1.0	0	94	0.0
47	Bogra RWH	Sonatola	25,200	20,534	1.2	20,070	19,656	1.0	180	40	4.5	1,654	1,270	1.3	0	83	0.0
48	Chittagong RWH	Anowara	34,400	14,991	2.3	74,595	13,167	5.7	37	34	1.1	1,121	1,003	1.1	100	52	1.9
49	Chittagong RWH	Banshkhali	41,000	26,595	1.5	48,390	17,498	2.8	51	29	1.8	2,449	2,646	0.9	100	73	1.4
50	Chittagong RWH	Boalkhali	22,400	9,505	2.4	22,794	12,261	1.9	48	35	1.4	1,710	547	3.1	280	41	6.8

SL	Warehouse Name	Upazila Name	Condom			Shukhi			IUD			Injectables			Implant		
			CBL	AMD	MOS	CBL	AMD	MOS	CBL	AMD	MOS	CBL	AMD	MOS	CBL	AMD	MOS
51	Chittagong RWH	Chakaria	46,000	20,843	2.2	36,870	17,119	2.2	28	81	0.3	5,648	4,122	1.4	228	178	1.3
52	Chittagong RWH	Chandanaish	33,800	12,114	2.8	20,805	11,346	1.8	117	44	2.7	1,055	957	1.1	20	72	0.3
53	Chittagong RWH	Cox's Bazar Sadar	62,400	29,218	2.1	36,585	18,120	2.0	157	71	2.2	3,510	3,833	0.9	354	191	1.9
54	Chittagong RWH	Dighinala	27,000	11,892	2.3	19,170	8,426	2.3	32	8	4.0	2,495	1,142	2.2	100	21	4.8
55	Chittagong RWH	Double Mooring	146,100	75,285	1.9	36,285	17,192	2.1	120	162	0.7	10,759	5,923	1.8	650	288	2.3
56	Chittagong RWH	Fatikchhari	69,300	32,090	2.2	53,500	20,479	2.6	81	56	1.4	4,340	2,959	1.5	300	148	2.0
57	Chittagong RWH	Hathazari	79,600	40,249	2.0	38,010	19,381	2.0	81	39	2.1	2,956	1,429	2.1	144	64	2.3
58	Chittagong RWH	Khagrachhari Sadar	23,000	7,620	3.0	13,035	6,838	1.9	100	63	1.6	2,379	853	2.8	40	27	1.5
59	Chittagong RWH	Kutubdia	16,600	4,833	3.4	14,820	5,304	2.8	55	14	3.9	5,600	1,539	3.6	372	70	5.3
60	Chittagong RWH	Lakshmichhari	11,900	1,944	6.1	10,995	2,546	4.3	58	10	5.8	489	100	4.9	20	7	2.9
61	Chittagong RWH	Lohagara	69,000	10,715	6.4	21,765	10,048	2.2	72	25	2.9	3,367	1,531	2.2	0	70	0.0
62	Chittagong RWH	Mahalchhari	13,000	4,301	3.0	8,910	4,325	2.1	28	8	3.5	701	464	1.5	0	7	0.0
63	Chittagong RWH	Maheshkhali	18,300	8,398	2.2	26,460	18,576	1.4	197	63	3.1	2,935	2,929	1.0	300	86	3.5
64	Chittagong RWH	Manikchhari	13,900	1,769	7.9	9,210	2,131	4.3	50	2	25.0	952	578	1.6	33	13	2.5
65	Chittagong RWH	Matiranga	19,400	9,662	2.0	9,630	7,598	1.3	4	15	0.3	1,075	1,111	1.0	30	37	0.8
66	Chittagong RWH	Mirsharai	39,599	19,173	2.1	33,180	16,476	2.0	112	70	1.6	2,321	2,762	0.8	400	73	5.5
67	Chittagong RWH	Panchhari	12,400	4,414	2.8	7,155	5,403	1.3	40	3	13.3	650	349	1.9	50	6	8.3
68	Chittagong RWH	Panchlaish	77,400	62,477	1.2	25,520	12,593	2.0	507	139	3.6	3,816	4,492	0.8	378	221	1.7
69	Chittagong RWH	Patiya	54,500	24,880	2.2	82,155	21,691	3.8	65	144	0.5	3,170	2,520	1.3	70	159	0.4
70	Chittagong RWH	Pekua	18,000	5,215	3.5	12,105	6,491	1.9	25	10	2.5	1,041	2,002	0.5	250	76	3.3
71	Chittagong RWH	Ramgarh	13,850	3,877	3.6	9,834	3,983	2.5	39	6	6.5	623	231	2.7	38	8	4.8
72	Chittagong RWH	Ramu	30,300	13,609	2.2	26,715	12,992	2.1	46	30	1.5	6,975	3,559	2.0	250	75	3.3
73	Chittagong RWH	Rangunia	65,800	29,326	2.2	30,360	14,254	2.1	20	77	0.3	2,037	1,867	1.1	200	83	2.4
74	Chittagong RWH	Raozan	35,100	31,369	1.1	19,725	15,705	1.3	82	81	1.0	1,689	1,439	1.2	0	76	0.0
75	Chittagong RWH	Sandwip	41,566	9,781	4.2	33,675	11,690	2.9	249	41	6.1	5,104	1,897	2.7	72	63	1.1

SL	Warehouse Name	Upazila Name	Condom			Shukhi			IUD			Injectables			Implant		
			CBL	AMD	MOS	CBL	AMD	MOS	CBL	AMD	MOS	CBL	AMD	MOS	CBL	AMD	MOS
76	Chittagong RWH	Satkania	36,000	12,365	2.9	26,687	11,895	2.2	75	49	1.5	2,615	1,115	2.3	100	77	1.3
77	Chittagong RWH	Sitakunda	52,800	28,778	1.8	41,360	16,734	2.5	187	76	2.5	4,395	2,057	2.1	128	82	1.6
78	Chittagong RWH	Teknaf	46,180	30,040	1.5	40,947	21,246	1.9	90	39	2.3	3,912	4,938	0.8	711	86	8.3
79	Chittagong RWH	Ukhia	19,400	6,326	3.1	12,810	5,954	2.2	20	21	1.0	1,040	1,058	1.0	400	75	5.3
80	Comilla RWH	Akhaura	100,100	10,201	9.8	56,490	6,199	9.1	191	13	14.7	146	988	0.1	100	26	3.8
81	Comilla RWH	Ashuganj	53,600	17,045	3.1	17,490	7,278	2.4	202	19	10.6	87	1,208	0.1	286	30	9.5
82	Comilla RWH	Banchhampur	204,500	22,876	8.9	68,940	10,801	6.4	268	55	4.9	2,699	2,772	1.0	150	65	2.3
83	Comilla RWH	Barura	64,300	37,082	1.7	130,515	22,095	5.9	286	44	6.5	1,726	3,413	0.5	200	57	3.5
84	Comilla RWH	Bijoyagar	89,800	21,082	4.3	33,915	10,681	3.2	36	16	2.3	2,396	1,825	1.3	0	26	0.0
85	Comilla RWH	Brahman Para	58,900	10,876	5.4	36,705	9,048	4.1	121	20	6.1	1,192	924	1.3	150	21	7.1
86	Comilla RWH	Brahmanbaria Sadar	69,100	59,799	1.2	71,205	15,874	4.5	351	85	4.1	4,026	3,366	1.2	128	81	1.6
87	Comilla RWH	Burichang	109,400	46,622	2.3	48,105	22,839	2.1	243	89	2.7	1,543	2,544	0.6	272	98	2.8
88	Comilla RWH	Chandina	290,789	26,264	11.1	97,820	14,837	6.6	200	40	5.0	3,212	2,517	1.3	20	20	1.0
89	Comilla RWH	Chandpur Sadar	23,200	18,578	1.2	59,760	14,918	4.0	143	92	1.6	2,377	2,804	0.8	200	112	1.8
90	Comilla RWH	Chauddagam	135,200	22,183	6.1	73,275	21,015	3.5	648	48	13.5	6,681	4,109	1.6	100	75	1.3
91	Comilla RWH	Comilla Adarsha Sadar	193,800	57,442	3.4	30,135	19,342	1.6	210	109	1.9	5,538	3,672	1.5	48	128	0.4
92	Comilla RWH	Comilla Sadar Dakshin	95,000	25,331	3.8	28,285	19,794	1.4	338	40	8.5	2,114	3,191	0.7	260	47	5.5
93	Comilla RWH	Daudkandi	153,700	23,609	6.5	97,610	11,700	8.3	324	78	4.2	5,301	2,331	2.3	200	31	6.5
94	Comilla RWH	Debidwar	202,500	24,801	8.2	86,730	20,630	4.2	297	120	2.5	4,510	3,379	1.3	200	33	6.1
95	Comilla RWH	Faridganj	130,900	22,014	5.9	71,205	14,116	5.0	333	39	8.5	4,137	2,600	1.6	250	95	2.6
96	Comilla RWH	Haim Char	9,600	3,519	2.7	20,070	4,863	4.1	94	7	13.4	1,462	754	1.9	25	18	1.4
97	Comilla RWH	Hajiganj	90,000	11,766	7.6	94,830	10,324	9.2	488	22	22.2	5,755	2,242	2.6	200	62	3.2
98	Comilla RWH	Homna	36,300	26,624	1.4	63,030	8,228	7.7	115	26	4.4	1,151	1,609	0.7	150	10	15.0
99	Comilla RWH	Kachua	280,800	23,381	12.0	111,960	14,824	7.6	295	42	7.0	1,096	3,710	0.3	50	68	0.7
100	Comilla RWH	Kasba	143,000	40,675	3.5	109,770	16,860	6.5	306	29	10.6	2,379	1,458	1.6	100	53	1.9

SL	Warehouse Name	Upazila Name	Condom			Shukhi			IUD			Injectables			Implant		
			CBL	AMD	MOS	CBL	AMD	MOS	CBL	AMD	MOS	CBL	AMD	MOS	CBL	AMD	MOS
101	Comilla RWH	Laksam	40,649	18,350	2.2	39,197	9,050	4.3	135	49	2.8	2,257	1,996	1.1	200	37	5.4
102	Comilla RWH	Manoharganj	113,300	15,168	7.5	28,905	8,334	3.5	169	16	10.6	1,303	1,442	0.9	200	40	5.0
103	Comilla RWH	Matlab Dakshin	160,300	13,799	11.6	57,807	7,421	7.8	515	24	21.5	2,415	2,599	0.9	554	57	9.7
104	Comilla RWH	Matlab Uttar	98,800	18,856	5.2	70,035	13,083	5.4	277	45	6.2	5,784	1,944	3.0	200	81	2.5
105	Comilla RWH	Meghna	96,800	6,365	15.2	26,920	4,653	5.8	34	11	3.1	700	947	0.7	105	7	15.0
106	Comilla RWH	Muradnagar	374,700	56,417	6.6	107,880	24,719	4.4	25	69	0.4	1,180	4,420	0.3	243	78	3.1
107	Comilla RWH	Nabinagar	345,900	50,669	6.8	96,075	17,454	5.5	476	25	19.0	10,178	2,959	3.4	400	56	7.1
108	Comilla RWH	Nangalkot	51,400	30,246	1.7	42,810	11,215	3.8	246	43	5.7	2,026	2,625	0.8	200	86	2.3
109	Comilla RWH	Nasirnagar	119,400	19,328	6.2	66,315	12,999	5.1	105	24	4.4	2,561	1,527	1.7	172	71	2.4
110	Comilla RWH	Sarail	189,900	27,021	7.0	99,765	10,501	9.5	130	35	3.7	1,822	1,806	1.0	150	65	2.3
111	Comilla RWH	Shahrasti	56,600	4,146	13.7	34,245	8,162	4.2	130	18	7.2	2,138	2,221	1.0	180	43	4.2
112	Comilla RWH	Titas	78,000	11,211	7.0	59,878	4,741	12.6	106	19	5.6	3,438	1,341	2.6	110	12	9.2
113	Dhaka CWH	Araihazar	109,600	15,809	6.9	58,736	22,046	2.7	240	56	4.3	1,690	3,045	0.6	150	92	1.6
114	Dhaka CWH	Bandar	78,100	53,297	1.5	35,105	18,664	1.9	101	65	1.6	3,844	2,427	1.6	40	74	0.5
115	Dhaka CWH	Belabo	34,500	14,152	2.4	24,690	12,261	2.0	97	14	6.9	1,536	1,459	1.1	300	53	5.7
116	Dhaka CWH	Daulatpur	33,000	13,796	2.4	30,180	11,735	2.6	50	22	2.3	1,531	1,093	1.4	200	51	3.9
117	Dhaka CWH	Dhamrai	64,200	33,137	1.9	64,803	27,820	2.3	82	126	0.7	1,487	1,826	0.8	0	116	0.0
118	Dhaka CWH	Dohar	42,152	14,873	2.8	20,283	8,698	2.3	248	21	11.8	19	776	0.0	372	50	7.4
119	Dhaka CWH	Gazaria	24,300	7,260	3.3	18,355	6,034	3.0	150	8	18.8	1,565	573	2.7	100	17	5.9
120	Dhaka CWH	Gazipur Sadar	92,700	85,147	1.1	48,090	39,841	1.2	192	134	1.4	3,740	3,484	1.1	0	160	0.0
121	Dhaka CWH	Ghior	66,300	24,035	2.8	85,855	10,965	7.8	25	32	0.8	1,073	1,121	1.0	200	70	2.9
122	Dhaka CWH	Harirampur	36,200	14,296	2.5	47,340	6,157	7.7	64	12	5.3	846	727	1.2	300	40	7.5
123	Dhaka CWH	Kaliakair	58,600	21,914	2.7	40,710	20,529	2.0	12	22	0.5	1,335	669	2.0	294	42	7.0
124	Dhaka CWH	Kaliganj	89,500	40,500	2.2	50,175	18,947	2.6	40	49	0.8	3,017	1,204	2.5	200	35	5.7
125	Dhaka CWH	Kapasia	148,200	23,719	6.2	41,060	18,391	2.2	70	29	2.4	551	978	0.6	300	34	8.8

SL	Warehouse Name	Upazila Name	Condom			Shukhi			IUD			Injectables			Implant		
			CBL	AMD	MOS	CBL	AMD	MOS	CBL	AMD	MOS	CBL	AMD	MOS	CBL	AMD	MOS
126	Dhaka CWH	Keraniganj	128,758	55,033	2.3	80,209	32,656	2.5	300	140	2.1	6,434	4,471	1.4	300	177	1.7
127	Dhaka CWH	Lohajang	62,700	22,087	2.8	30,000	11,264	2.7	40	16	2.5	970	1,078	0.9	52	70	0.7
128	Dhaka CWH	Manikganj Sadar	88,000	46,707	1.9	36,735	16,973	2.2	77	50	1.5	2,935	2,564	1.1	0	123	0.0
129	Dhaka CWH	Manohardi	68,200	29,411	2.3	356,158	15,506	23.0	98	72	1.4	3,000	2,497	1.2	200	18	11.1
130	Dhaka CWH	Mirpur	6,200	228,843	0.0	60,645	54,775	1.1	212	457	0.5	5,300	12,766	0.4	420	370	1.1
131	Dhaka CWH	Munshiganj Sadar	76,600	36,287	2.1	41,700	18,275	2.3	75	32	2.3	731	1,965	0.4	200	91	2.2
132	Dhaka CWH	Narayanganj Sadar	223,300	161,563	1.4	101,145	63,063	1.6	303	183	1.7	7,922	10,774	0.7	480	239	2.0
133	Dhaka CWH	Narsingdi Sadar	130,735	103,597	1.3	195,124	71,666	2.7	149	87	1.7	1,852	10,540	0.2	1,262	135	9.3
134	Dhaka CWH	Nawabganj	48,000	22,984	2.1	39,921	13,631	2.9	28	28	1.0	1,045	809	1.3	216	51	4.2
135	Dhaka CWH	Palash	27,500	10,726	2.6	25,155	12,550	2.0	21	22	1.0	525	1,351	0.4	0	35	0.0
136	Dhaka CWH	Roypura	153,800	69,785	2.2	46,155	21,962	2.1	375	79	4.7	4,972	4,591	1.1	779	21	37.1
137	Dhaka CWH	Rupganj	169,777	39,314	4.3	101,260	34,387	2.9	89	61	1.5	462	3,456	0.1	0	112	0.0
138	Dhaka CWH	Saturia	35,200	9,462	3.7	28,950	8,454	3.4	36	32	1.1	1,414	785	1.8	200	46	4.3
139	Dhaka CWH	Savar	63,200	88,366	0.7	173,970	37,008	4.7	162	86	1.9	1,666	3,480	0.5	200	100	2.0
140	Dhaka CWH	Serajdikhan	68,700	28,738	2.4	46,015	20,962	2.2	133	45	3.0	2,381	1,833	1.3	300	37	8.1
141	Dhaka CWH	Shibalaya	42,636	16,041	2.7	51,648	8,519	6.1	28	22	1.3	1,227	1,396	0.9	336	46	7.3
142	Dhaka CWH	Shibpur	54,900	33,366	1.6	30,600	21,997	1.4	116	86	1.3	2,548	2,947	0.9	0	113	0.0
143	Dhaka CWH	Singair	63,400	29,763	2.1	43,525	15,116	2.9	88	28	3.1	2,053	1,155	1.8	200	76	2.6
144	Dhaka CWH	Sonargaon	125,400	30,563	4.1	28,845	24,959	1.2	116	54	2.1	8,134	3,264	2.5	0	95	0.0
145	Dhaka CWH	Sreenagar	95,380	43,824	2.2	383,860	24,201	15.9	17	28	0.6	1,957	1,802	1.1	0	82	0.0
146	Dhaka CWH	Sreepur	171,500	49,197	3.5	144,072	30,532	4.7	80	44	1.8	2,366	2,661	0.9	300	75	4.0
147	Dhaka CWH	Tejgaon	168,700	314,365	0.5	397,095	173,654	2.3	195	509	0.4	19,585	22,728	0.9	134	518	0.3
148	Dhaka CWH	Tongi	149,600	59,524	2.5	47,205	17,025	2.8	185	110	1.7	4,285	2,004	2.1	627	175	3.6
149	Dhaka CWH	Tongibari	78,400	13,987	5.6	37,845	8,999	4.2	102	10	10.2	814	489	1.7	200	40	5.0
150	Dinajpur RWH	Atwari	17,700	8,583	2.1	29,117	12,069	2.4	13	25	0.5	1,783	1,217	1.5	100	47	2.1

SL	Warehouse Name	Upazila Name	Condom			Shukhi			IUD			Injectables			Implant		
			CBL	AMD	MOS	CBL	AMD	MOS	CBL	AMD	MOS	CBL	AMD	MOS	CBL	AMD	MOS
151	Dinajpur RWH	Baliadangi	10,500	4,515	2.3	35,760	12,269	2.9	116	6	19.3	3,446	2,762	1.2	0	39	0.0
152	Dinajpur RWH	Biral	15,300	11,753	1.3	29,145	16,763	1.7	46	24	1.9	2,192	1,484	1.5	0	84	0.0
153	Dinajpur RWH	Birampur	19,200	6,909	2.8	55,485	7,406	7.5	47	19	2.5	1,596	375	4.3	200	42	4.8
154	Dinajpur RWH	Birganj	18,100	9,835	1.8	43,680	24,519	1.8	51	50	1.0	3,011	1,794	1.7	0	206	0.0
155	Dinajpur RWH	Bochaganj	12,500	6,811	1.8	21,657	13,425	1.6	93	37	2.5	1,536	785	2.0	0	115	0.0
156	Dinajpur RWH	Boda	6,100	9,532	0.6	10,515	21,524	0.5	27	26	1.0	3,166	2,470	1.3	0	149	0.0
157	Dinajpur RWH	Chirirbandar	18,300	7,125	2.6	39,750	16,082	2.5	53	29	1.8	2,313	1,367	1.7	0	98	0.0
158	Dinajpur RWH	Debiganj	29,400	13,581	2.2	58,710	28,306	2.1	27	58	0.5	4,091	3,676	1.1	0	74	0.0
159	Dinajpur RWH	Dinajpur Sadar	66,300	36,243	1.8	35,190	25,844	1.4	150	73	2.1	6,118	4,512	1.4	50	365	0.1
160	Dinajpur RWH	Fulbari	19,800	5,226	3.8	60,450	7,507	8.1	60	35	1.7	692	343	2.0	10	55	0.2
161	Dinajpur RWH	Haripur	11,200	5,254	2.1	19,530	9,712	2.0	55	6	9.2	1,261	1,507	0.8	0	22	0.0
162	Dinajpur RWH	Kaharole	9,900	3,402	2.9	34,134	8,837	3.9	17	26	0.7	1,464	795	1.8	300	95	3.2
163	Dinajpur RWH	Khansama	14,400	5,317	2.7	30,480	14,285	2.1	12	21	0.6	1,536	1,354	1.1	110	118	0.9
164	Dinajpur RWH	Nawabganj	21,200	10,851	2.0	41,040	15,544	2.6	63	17	3.7	2,572	1,472	1.7	0	91	0.0
165	Dinajpur RWH	Panchagarh Sadar	14,500	14,081	1.0	12,810	20,048	0.6	61	38	1.6	3,210	2,799	1.1	0	86	0.0
166	Dinajpur RWH	Parbatipur	52,400	23,051	2.3	55,313	24,815	2.2	333	41	8.1	3,949	2,904	1.4	138	130	1.1
167	Dinajpur RWH	Pirganj	15,100	7,049	2.1	24,990	14,472	1.7	37	19	1.9	2,159	1,921	1.1	200	70	2.9
168	Dinajpur RWH	Ranisankail	10,900	4,964	2.2	26,115	14,466	1.8	59	12	4.9	1,913	1,554	1.2	0	73	0.0
169	Dinajpur RWH	Tentulia	11,400	7,805	1.5	12,987	11,876	1.1	34	27	1.3	1,307	702	1.9	100	37	2.7
170	Dinajpur RWH	Thakurgaon Sadar	58,400	21,341	2.7	82,800	33,256	2.5	139	63	2.2	8,740	5,811	1.5	0	383	0.0
171	Faridpur RWH	Agailjhara	21,610	9,988	2.2	18,772	9,905	1.9	147	13	11.3	1,001	651	1.5	72	54	1.3
172	Faridpur RWH	Alfadanga	37,320	21,882	1.7	12,744	7,175	1.8	183	20	9.2	1,400	848	1.7	72	43	1.7
173	Faridpur RWH	Babuganj	8,800	5,062	1.7	16,050	7,529	2.1	54	38	1.4	718	757	0.9	0	75	0.0
174	Faridpur RWH	Baliakandi	49,200	26,533	1.9	29,685	14,879	2.0	101	47	2.1	2,121	1,350	1.6	0	95	0.0
175	Faridpur RWH	Banari Para	14,300	6,608	2.2	17,222	8,881	1.9	16	19	0.8	859	714	1.2	72	72	1.0

SL	Warehouse Name	Upazila Name	Condom			Shukhi			IUD			Injectables			Implant		
			CBL	AMD	MOS	CBL	AMD	MOS	CBL	AMD	MOS	CBL	AMD	MOS	CBL	AMD	MOS
176	Faridpur RWH	Barisal Sadar (kotwali)	77,500	31,721	2.4	42,840	19,130	2.2	98	64	1.5	5,497	3,271	1.7	44	103	0.4
177	Faridpur RWH	Bhanga	46,800	23,240	2.0	28,915	15,240	1.9	45	47	1.0	1,648	915	1.8	72	55	1.3
178	Faridpur RWH	Bhedarganj	30,500	13,627	2.2	22,470	9,701	2.3	95	34	2.8	2,135	1,892	1.1	0	37	0.0
179	Faridpur RWH	Boalmari	91,000	35,108	2.6	48,955	15,939	3.1	65	22	3.0	3,176	1,628	2.0	0	82	0.0
180	Faridpur RWH	Char Bhadrasan	16,800	9,437	1.8	12,384	2,934	4.2	75	9	8.3	224	260	0.9	0	32	0.0
181	Faridpur RWH	Damudya	15,800	7,942	2.0	12,640	5,170	2.4	61	17	3.6	731	563	1.3	0	20	0.0
182	Faridpur RWH	Faridpur Sadar	118,900	57,335	2.1	43,425	21,489	2.0	55	55	1.0	3,220	3,139	1.0	360	194	1.9
183	Faridpur RWH	Gaurnadi	19,800	9,297	2.1	20,590	10,510	2.0	41	17	2.4	2,045	1,007	2.0	202	23	8.8
184	Faridpur RWH	Goalanda	79,900	31,810	2.5	12,750	6,831	1.9	180	9	20.0	2,689	1,692	1.6	144	62	2.3
185	Faridpur RWH	Gopalganj Sadar	89,836	37,573	2.4	42,157	17,939	2.4	86	57	1.5	1,795	1,279	1.4	288	46	6.3
186	Faridpur RWH	Gosairhat	31,100	13,825	2.2	21,635	9,716	2.2	114	57	2.0	1,223	1,066	1.1	144	20	7.2
187	Faridpur RWH	Jhalokati Sadar	23,400	11,310	2.1	20,250	9,806	2.1	68	17	4.0	1,004	1,001	1.0	72	101	0.7
188	Faridpur RWH	Kalkini	69,800	12,404	5.6	31,980	14,228	2.2	228	25	9.1	1,445	1,581	0.9	0	94	0.0
189	Faridpur RWH	Kashiani	62,200	33,185	1.9	34,910	19,009	1.8	122	21	5.8	1,607	1,443	1.1	144	15	9.6
190	Faridpur RWH	Kotalipara	25,200	10,971	2.3	35,655	16,928	2.1	60	10	6.0	852	803	1.1	50	47	1.1
191	Faridpur RWH	Madaripur Sadar	43,300	21,132	2.0	43,800	22,586	1.9	165	113	1.5	8,005	3,981	2.0	288	141	2.0
192	Faridpur RWH	Madhukhali	32,900	15,842	2.1	32,760	17,003	1.9	89	42	2.1	1,708	1,523	1.1	72	72	1.0
193	Faridpur RWH	Muksudpur	69,400	34,009	2.0	60,202	27,752	2.2	98	38	2.6	2,128	2,197	1.0	0	113	0.0
194	Faridpur RWH	Nagarkanda	42,300	21,436	2.0	24,715	12,322	2.0	75	28	2.7	722	676	1.1	0	59	0.0
195	Faridpur RWH	Naria	56,800	9,483	6.0	13,310	12,406	1.1	71	23	3.1	2,458	921	2.7	144	40	3.6
196	Faridpur RWH	Nesarabad (swarupkati)	21,300	10,811	2.0	24,240	12,568	1.9	87	34	2.6	1,210	1,089	1.1	0	62	0.0
197	Faridpur RWH	Pangsha	77,600	37,843	2.1	54,950	25,386	2.2	80	43	1.9	2,768	2,751	1.0	504	174	2.9
198	Faridpur RWH	Rajbari Sadar	62,900	32,767	1.9	32,970	16,904	2.0	167	126	1.3	2,775	2,582	1.1	0	265	0.0
199	Faridpur RWH	Rajoir	27,400	17,985	1.5	12,600	15,963	0.8	224	20	11.2	720	1,589	0.5	0	44	0.0
200	Faridpur RWH	Sadarpur	21,200	16,529	1.3	39,641	8,282	4.8	132	14	9.4	1,020	746	1.4	0	43	0.0

SL	Warehouse Name	Upazila Name	Condom			Shukhi			IUD			Injectables			Implant		
			CBL	AMD	MOS	CBL	AMD	MOS	CBL	AMD	MOS	CBL	AMD	MOS	CBL	AMD	MOS
201	Faridpur RWH	Saltha	24,500	11,965	2.0	18,990	8,972	2.1	63	53	1.2	1,366	671	2.0	144	39	3.7
202	Faridpur RWH	Shariatpur Sadar	30,100	13,903	2.2	18,896	8,919	2.1	86	43	2.0	1,424	1,087	1.3	144	46	3.1
203	Faridpur RWH	Shib Char	57,000	33,330	1.7	42,480	27,704	1.5	100	40	2.5	2,600	2,963	0.9	0	128	0.0
204	Faridpur RWH	Tungipara	23,200	15,260	1.5	25,995	11,771	2.2	59	7	8.4	881	662	1.3	0	14	0.0
205	Faridpur RWH	Wazirpur	28,100	14,819	1.9	38,025	15,728	2.4	66	12	5.5	1,554	1,076	1.4	216	75	2.9
206	Faridpur RWH	Zanjira	34,700	16,043	2.2	25,125	9,884	2.5	49	38	1.3	1,724	968	1.8	144	69	2.1
207	Jamalpur RWH	Bakshiganj	39,100	18,117	2.2	31,380	12,113	2.6	105	38	2.8	1,595	848	1.9	288	73	3.9
208	Jamalpur RWH	Char Rajibpur	92,900	37,554	2.5	17,242	7,327	2.4	75	4	18.8	1,553	1,294	1.2	0	22	0.0
209	Jamalpur RWH	Dewanganj	63,500	28,972	2.2	37,215	16,602	2.2	61	32	1.9	5,175	3,409	1.5	232	114	2.0
210	Jamalpur RWH	Islampur	83,100	44,236	1.9	52,444	25,788	2.0	77	75	1.0	5,320	2,664	2.0	304	146	2.1
211	Jamalpur RWH	Jamalpur Sadar	118,100	59,667	2.0	92,488	44,658	2.1	189	110	1.7	6,641	5,517	1.2	360	165	2.2
212	Jamalpur RWH	Jhenaigati	31,000	14,510	2.1	34,875	16,966	2.1	50	18	2.8	1,817	1,336	1.4	216	48	4.5
213	Jamalpur RWH	Madarganj	48,100	24,143	2.0	28,725	17,226	1.7	100	56	1.8	2,150	1,173	1.8	388	82	4.7
214	Jamalpur RWH	Melandaha	62,000	27,838	2.2	175,320	20,672	8.5	150	44	3.4	2,950	2,863	1.0	200	68	2.9
215	Jamalpur RWH	Nakla	100,600	10,881	9.2	60,140	12,019	5.0	72	17	4.2	2,378	1,377	1.7	154	117	1.3
216	Jamalpur RWH	Nalitabari	49,200	24,279	2.0	40,515	20,134	2.0	86	12	7.2	3,643	1,526	2.4	288	117	2.5
217	Jamalpur RWH	Raumari	91,700	37,491	2.4	26,265	12,880	2.0	22	25	0.9	2,712	2,536	1.1	360	34	10.6
218	Jamalpur RWH	Sarishabari	67,400	33,392	2.0	45,245	23,226	1.9	94	64	1.5	3,436	2,052	1.7	0	66	0.0
219	Jamalpur RWH	Sherpur Sadar	116,000	48,415	2.4	70,865	37,280	1.9	169	81	2.1	9,390	8,892	1.1	360	138	2.6
220	Jamalpur RWH	Sreebardi	77,900	18,332	4.2	47,070	15,941	3.0	124	11	11.3	3,650	1,746	2.1	300	74	4.1
221	Jessore RWH	Abhaynagar	52,500	23,531	2.2	25,335	11,971	2.1	95	35	2.7	4,870	2,834	1.7	0	71	0.0
222	Jessore RWH	Bagher Para	69,100	32,447	2.1	30,490	15,090	2.0	137	52	2.6	3,992	1,895	2.1	144	87	1.7
223	Jessore RWH	Chaugachha	107,900	21,642	5.0	67,050	12,310	5.4	89	13	6.8	9,690	1,589	6.1	144	55	2.6
224	Jessore RWH	Harinakunda	22,200	8,082	2.7	15,010	14,960	1.0	65	21	3.1	1,255	1,038	1.2	0	89	0.0
225	Jessore RWH	Jessore Sadar	184,900	93,535	2.0	89,955	47,008	1.9	305	92	3.3	16,003	9,182	1.7	188	191	1.0

SL	Warehouse Name	Upazila Name	Condom			Shukhi			IUD			Injectables			Implant		
			CBL	AMD	MOS	CBL	AMD	MOS	CBL	AMD	MOS	CBL	AMD	MOS	CBL	AMD	MOS
226	Jessore RWH	Jhenaidah Sadar	72,500	33,989	2.1	50,450	23,576	2.1	177	99	1.8	6,390	3,460	1.8	426	99	4.3
227	Jessore RWH	Jhikargachha	48,500	19,451	2.5	31,365	11,479	2.7	100	38	2.6	3,000	2,485	1.2	10	80	0.1
228	Jessore RWH	Kalia	120,200	18,023	6.7	54,955	10,961	5.0	70	15	4.7	2,050	671	3.1	216	25	8.6
229	Jessore RWH	Kaliganj	48,800	21,570	2.3	33,330	17,124	1.9	125	15	8.3	3,251	1,350	2.4	144	29	5.0
230	Jessore RWH	Keshabpur	67,000	16,105	4.2	39,105	12,469	3.1	277	14	19.8	4,446	2,786	1.6	216	71	3.0
231	Jessore RWH	Kotchandpur	25,800	6,674	3.9	21,390	5,599	3.8	95	10	9.5	1,300	1,026	1.3	72	26	2.8
232	Jessore RWH	Lohagara	31,400	20,549	1.5	1,860	11,091	0.2	140	26	5.4	1,000	1,482	0.7	216	55	3.9
233	Jessore RWH	Magura Sadar	76,000	28,075	2.7	70,606	27,596	2.6	233	43	5.4	7,925	3,257	2.4	144	110	1.3
234	Jessore RWH	Maheshpur	42,200	24,615	1.7	25,640	14,860	1.7	50	49	1.0	3,500	3,543	1.0	0	68	0.0
235	Jessore RWH	Manirampur	106,100	34,942	3.0	100,440	22,703	4.4	265	110	2.4	12,035	6,014	2.0	288	74	3.9
236	Jessore RWH	Mohammadpur	27,600	5,530	5.0	24,470	9,351	2.6	254	13	19.5	2,038	860	2.4	0	72	0.0
237	Jessore RWH	Narail Sadar	104,000	31,970	3.3	50,119	20,904	2.4	354	18	19.7	6,266	2,062	3.0	216	50	4.3
238	Jessore RWH	Shailkupa	62,000	31,011	2.0	52,530	25,417	2.1	59	43	1.4	4,233	1,684	2.5	0	143	0.0
239	Jessore RWH	Shalikhha	43,300	5,849	7.4	16,905	8,043	2.1	58	18	3.2	1,316	645	2.0	0	42	0.0
240	Jessore RWH	Sharsha	72,600	33,378	2.2	35,865	17,516	2.0	166	45	3.7	7,430	3,435	2.2	216	73	3.0
241	Jessore RWH	Sreepur	24,500	11,214	2.2	13,995	10,650	1.3	48	8	6.0	1,057	847	1.2	0	60	0.0
242	Khulna RWH	Assasuni	55,600	17,729	3.1	57,840	21,466	2.7	46	14	3.3	1,717	1,613	1.1	0	42	0.0
243	Khulna RWH	Bagerhat Sadar	56,600	28,314	2.0	39,000	19,110	2.0	151	57	2.6	4,047	2,005	2.0	72	57	1.3
244	Khulna RWH	Batiaghata	58,400	16,785	3.5	40,950	13,598	3.0	113	18	6.3	2,015	850	2.4	144	46	3.1
245	Khulna RWH	Bhandaria	34,200	12,238	2.8	18,045	7,072	2.6	112	20	5.6	1,680	1,032	1.6	40	37	1.1
246	Khulna RWH	Chitalmari	46,300	19,452	2.4	24,375	10,739	2.3	128	4	32.0	2,605	1,096	2.4	0	26	0.0
247	Khulna RWH	Dacope	65,000	7,427	8.8	33,225	10,630	3.1	120	6	20.0	1,285	707	1.8	72	59	1.2
248	Khulna RWH	Daulatpur	179,900	75,040	2.4	51,615	17,568	2.9	120	50	2.4	10,700	5,448	2.0	0	130	0.0
249	Khulna RWH	Debhata	34,700	11,523	3.0	19,590	7,674	2.6	73	6	12.2	1,161	503	2.3	0	23	0.0
250	Khulna RWH	Dumuria	77,700	28,852	2.7	51,790	19,772	2.6	82	51	1.6	4,127	2,340	1.8	288	119	2.4

SL	Warehouse Name	Upazila Name	Condom			Shukhi			IUD			Injectables			Implant		
			CBL	AMD	MOS	CBL	AMD	MOS	CBL	AMD	MOS	CBL	AMD	MOS	CBL	AMD	MOS
251	Khulna RWH	Fakirhat	30,900	11,260	2.7	29,175	7,736	3.8	113	9	12.6	1,061	772	1.4	0	51	0.0
252	Khulna RWH	Kachua	35,500	12,630	2.8	17,325	7,528	2.3	113	10	11.3	1,096	699	1.6	42	22	1.9
253	Khulna RWH	Kalaroa	56,000	26,970	2.1	24,765	10,312	2.4	74	10	7.4	2,399	1,730	1.4	10	38	0.3
254	Khulna RWH	Kaliganj	72,500	24,346	3.0	45,705	20,367	2.2	70	13	5.4	2,528	1,461	1.7	72	50	1.4
255	Khulna RWH	Kanthalia	16,300	7,072	2.3	14,250	4,990	2.9	68	6	11.3	1,318	690	1.9	64	21	3.0
256	Khulna RWH	Kawkhali	11,300	4,469	2.5	10,025	3,934	2.5	15	27	0.6	745	413	1.8	72	19	3.8
257	Khulna RWH	Khulna Sadar	268,800	129,595	2.1	109,576	40,604	2.7	298	122	2.4	12,511	4,703	2.7	380	130	2.9
258	Khulna RWH	Koyra	33,000	12,919	2.6	41,685	18,324	2.3	41	16	2.6	942	546	1.7	0	35	0.0
259	Khulna RWH	Mathbaria	66,100	14,758	4.5	49,095	16,908	2.9	103	60	1.7	3,250	1,523	2.1	72	38	1.9
260	Khulna RWH	Mollahat	33,800	11,376	3.0	28,140	10,852	2.6	74	9	8.2	1,110	501	2.2	0	11	0.0
261	Khulna RWH	Mongla	45,700	25,889	1.8	28,080	12,554	2.2	67	26	2.6	3,790	1,452	2.6	30	19	1.6
262	Khulna RWH	Morrelganj	161,200	25,991	6.2	112,510	24,745	4.5	204	33	6.2	3,819	1,951	2.0	116	26	4.5
263	Khulna RWH	Nazirpur	30,300	14,586	2.1	26,190	11,439	2.3	70	22	3.2	1,765	1,257	1.4	72	39	1.8
264	Khulna RWH	Paikgachha	40,900	12,241	3.3	59,040	18,563	3.2	75	21	3.6	2,250	1,125	2.0	0	42	0.0
265	Khulna RWH	Phultala	53,200	20,773	2.6	22,845	7,632	3.0	54	74	0.7	2,180	1,066	2.0	0	44	0.0
266	Khulna RWH	Pirojpur Sadar	31,200	12,403	2.5	20,880	9,118	2.3	71	63	1.1	1,765	1,030	1.7	72	52	1.4
267	Khulna RWH	Rajapur	21,400	8,671	2.5	18,900	5,080	3.7	95	9	10.6	1,227	626	2.0	72	23	3.1
268	Khulna RWH	Rampal	74,600	16,363	4.6	50,800	10,200	5.0	84	16	5.3	1,536	511	3.0	0	25	0.0
269	Khulna RWH	Rupsa	43,400	12,808	3.4	20,830	8,221	2.5	115	47	2.4	1,236	554	2.2	0	61	0.0
270	Khulna RWH	Sarankhola	61,800	14,297	4.3	34,275	11,741	2.9	136	12	11.3	1,970	1,532	1.3	92	16	5.8
271	Khulna RWH	Satkhira Sadar	116,400	62,420	1.9	51,310	22,849	2.2	193	33	5.8	7,596	4,308	1.8	0	76	0.0
272	Khulna RWH	Shyamnagar	79,100	22,241	3.6	74,895	25,098	3.0	35	22	1.6	2,606	1,057	2.5	288	77	3.7
273	Khulna RWH	Tala	32,100	16,683	1.9	43,785	17,665	2.5	152	49	3.1	4,459	2,137	2.1	0	64	0.0
274	Khulna RWH	Terokhada	80,700	17,334	4.7	44,835	9,153	4.9	54	12	4.5	1,490	364	4.1	0	30	0.0
275	Khulna RWH	Zianagar	10,700	4,269	2.5	9,490	4,368	2.2	20	40	0.5	859	607	1.4	144	15	9.6

SL	Warehouse Name	Upazila Name	Condom			Shukhi			IUD			Injectables			Implant		
			CBL	AMD	MOS	CBL	AMD	MOS	CBL	AMD	MOS	CBL	AMD	MOS	CBL	AMD	MOS
276	Kushtia RWH	Alamdanga	45,000	19,203	2.3	37,080	17,665	2.1	80	28	2.9	6,000	3,099	1.9	72	114	0.6
277	Kushtia RWH	Bheramara	36,700	22,642	1.6	18,990	10,025	1.9	17	9	1.9	3,108	1,927	1.6	77	17	4.5
278	Kushtia RWH	Chuadanga Sadar	102,500	37,529	2.7	31,365	15,075	2.1	102	49	2.1	4,962	3,825	1.3	72	61	1.2
279	Kushtia RWH	Damurhuda	48,600	18,256	2.7	27,570	12,532	2.2	86	26	3.3	4,770	3,083	1.5	72	53	1.4
280	Kushtia RWH	Daulatpur	67,200	37,443	1.8	37,275	21,596	1.7	26	10	2.6	4,725	4,330	1.1	0	39	0.0
281	Kushtia RWH	Gangni	39,200	32,035	1.2	30,030	18,247	1.6	74	20	3.7	7,386	5,437	1.4	15	38	0.4
282	Kushtia RWH	Jiban Nagar	38,800	16,468	2.4	24,750	10,993	2.3	63	30	2.1	3,703	2,055	1.8	0	70	0.0
283	Kushtia RWH	Khoksa	33,200	15,771	2.1	16,645	7,980	2.1	2	6	0.3	997	501	2.0	0	28	0.0
284	Kushtia RWH	Kumarkhali	50,580	31,674	1.6	44,137	14,310	3.1	37	17	2.2	4,691	2,862	1.6	0	54	0.0
285	Kushtia RWH	Kushtia Sadar	83,300	54,896	1.5	43,095	29,998	1.4	57	56	1.0	7,182	5,209	1.4	339	156	2.2
286	Kushtia RWH	Meherpur Sadar	52,200	32,247	1.6	24,585	12,021	2.0	32	31	1.0	4,289	3,293	1.3	22	49	0.4
287	Kushtia RWH	Mirpur	39,300	31,163	1.3	28,755	18,128	1.6	26	12	2.2	3,356	2,646	1.3	0	37	0.0
288	Kushtia RWH	Mujib Nagar	22,400	9,010	2.5	8,340	3,510	2.4	19	3	6.3	1,433	1,413	1.0	0	20	0.0
289	Mymensingh RWH	Atpara	27,200	8,504	3.2	34,090	11,241	3.0	38	6	6.3	1,435	734	2.0	4	84	0.0
290	Mymensingh RWH	Austagram	25,800	17,192	1.5	23,772	10,335	2.3	45	22	2.0	1,610	1,261	1.3	134	30	4.5
291	Mymensingh RWH	Bajitpur	39,600	18,394	2.2	36,015	15,507	2.3	80	12	6.7	1,491	899	1.7	0	39	0.0
292	Mymensingh RWH	Barhatta	29,600	14,090	2.1	30,060	11,172	2.7	20	12	1.7	1,864	1,476	1.3	2	123	0.0
293	Mymensingh RWH	Bhairab	81,040	34,602	2.3	42,480	20,839	2.0	75	32	2.3	1,654	2,044	0.8	72	79	0.9
294	Mymensingh RWH	Bhaluka	63,200	31,477	2.0	68,760	32,025	2.1	134	64	2.1	3,098	1,895	1.6	388	83	4.7
295	Mymensingh RWH	Dharampasha	39,300	21,104	1.9	36,675	18,462	2.0	35	11	3.2	1,650	1,838	0.9	0	94	0.0
296	Mymensingh RWH	Dhobaura	47,300	21,793	2.2	40,515	15,198	2.7	25	8	3.1	1,800	1,465	1.2	89	62	1.4
297	Mymensingh RWH	Durgapur	44,600	20,504	2.2	43,984	16,763	2.6	54	19	2.8	4,068	2,225	1.8	246	77	3.2
298	Mymensingh RWH	Fulbaria	37,200	21,738	1.7	76,860	41,226	1.9	59	37	1.6	2,132	1,487	1.4	0	27	0.0
299	Mymensingh RWH	Gaffargaon	75,840	51,647	1.5	59,551	37,186	1.6	103	14	7.4	2,454	2,338	1.0	216	41	5.3
300	Mymensingh RWH	Gauripur	47,300	20,795	2.3	50,295	22,612	2.2	44	41	1.1	3,309	1,848	1.8	216	76	2.8

SL	Warehouse Name	Upazila Name	Condom			Shukhi			IUD			Injectables			Implant		
			CBL	AMD	MOS	CBL	AMD	MOS	CBL	AMD	MOS	CBL	AMD	MOS	CBL	AMD	MOS
301	Mymensingh RWH	Haluaghat	46,100	21,848	2.1	60,270	27,403	2.2	174	16	10.9	2,181	1,691	1.3	128	62	2.1
302	Mymensingh RWH	Hossainpur	38,500	15,950	2.4	36,900	17,695	2.1	109	22	5.0	2,875	1,367	2.1	72	81	0.9
303	Mymensingh RWH	Ishwarganj	33,700	19,255	1.8	71,050	43,701	1.6	47	6	7.8	1,941	1,807	1.1	460	51	9.0
304	Mymensingh RWH	Itna	29,600	18,460	1.6	36,285	17,872	2.0	60	14	4.3	1,339	689	1.9	0	32	0.0
305	Mymensingh RWH	Kalmakanda	64,200	27,956	2.3	37,365	25,294	1.5	58	7	8.3	3,090	1,361	2.3	216	70	3.1
306	Mymensingh RWH	Karimganj	38,100	19,274	2.0	45,555	20,644	2.2	68	30	2.3	1,563	1,248	1.3	0	88	0.0
307	Mymensingh RWH	Katiadi	46,900	35,548	1.3	46,238	19,534	2.4	80	36	2.2	3,090	1,975	1.6	72	85	0.8
308	Mymensingh RWH	Kendua	35,800	16,190	2.2	53,745	23,823	2.3	162	31	5.2	1,973	1,301	1.5	18	82	0.2
309	Mymensingh RWH	Khaliajuri	14,200	6,158	2.3	15,060	5,601	2.7	19	4	4.8	1,240	496	2.5	360	62	5.8
310	Mymensingh RWH	Kishoreganj Sadar	66,800	45,366	1.5	50,134	30,668	1.6	134	67	2.0	2,608	2,486	1.0	100	107	0.9
311	Mymensingh RWH	Kuliar Char	40,200	17,815	2.3	33,440	14,417	2.3	75	19	3.9	1,942	1,273	1.5	226	58	3.9
312	Mymensingh RWH	Madan	24,760	13,173	1.9	35,297	14,681	2.4	24	4	6.0	1,438	698	2.1	72	40	1.8
313	Mymensingh RWH	Mithamain	31,400	12,545	2.5	21,075	7,949	2.7	7	10	0.7	347	234	1.5	0	21	0.0
314	Mymensingh RWH	Mohanganj	30,000	11,324	2.6	44,870	17,207	2.6	60	27	2.2	2,399	936	2.6	0	107	0.0
315	Mymensingh RWH	Muktagachha	62,712	28,048	2.2	97,915	37,308	2.6	39	8	4.9	2,596	1,987	1.3	144	64	2.3
316	Mymensingh RWH	Mymensingh Sadar	128,500	81,947	1.6	91,035	57,708	1.6	359	173	2.1	2,833	4,152	0.7	144	411	0.4
317	Mymensingh RWH	Nandail	33,800	14,670	2.3	85,485	51,362	1.7	98	37	2.6	3,059	2,429	1.3	384	27	14.2
318	Mymensingh RWH	Netrakona Sadar	68,700	28,519	2.4	69,555	24,063	2.9	141	9	15.7	4,109	2,743	1.5	72	115	0.6
319	Mymensingh RWH	Nikli	39,200	17,930	2.2	23,876	9,113	2.6	30	17	1.8	1,336	805	1.7	0	37	0.0
320	Mymensingh RWH	Pakundia	34,000	21,323	1.6	35,550	17,741	2.0	74	25	3.0	1,742	1,426	1.2	216	53	4.1
321	Mymensingh RWH	Phulpur	53,000	26,748	2.0	100,375	45,443	2.2	63	64	1.0	2,065	2,103	1.0	455	196	2.3
322	Mymensingh RWH	Purbadhala	40,900	17,786	2.3	58,245	24,485	2.4	63	11	5.7	2,465	2,398	1.0	144	111	1.3
323	Mymensingh RWH	Tarail	45,450	21,790	2.1	38,040	13,409	2.8	47	19	2.5	1,967	852	2.3	0	93	0.0
324	Mymensingh RWH	Trishal	60,000	31,302	1.9	60,615	41,128	1.5	30	23	1.3	1,500	1,989	0.8	320	76	4.2
325	Noakhali RWH	Begumganj	25,444	29,962	0.8	9,424	15,504	0.6	9	89	0.1	568	2,272	0.3	0	78	0.0

SL	Warehouse Name	Upazila Name	Condom			Shukhi			IUD			Injectables			Implant		
			CBL	AMD	MOS	CBL	AMD	MOS	CBL	AMD	MOS	CBL	AMD	MOS	CBL	AMD	MOS
326	Noakhali RWH	Chatkhil	48,200	5,226	9.2	33,765	4,873	6.9	2	18	0.1	1,445	883	1.6	0	25	0.0
327	Noakhali RWH	Chhagalnaiya	77,400	10,891	7.1	44,160	9,064	4.9	14	22	0.6	2,447	1,251	2.0	120	23	5.2
328	Noakhali RWH	Companiganj	31,800	14,099	2.3	17,421	7,976	2.2	51	28	1.8	1,197	1,676	0.7	100	20	5.0
329	Noakhali RWH	Daganbhuiyan	32,400	19,580	1.7	14,895	8,001	1.9	57	30	1.9	2,665	1,289	2.1	80	38	2.1
330	Noakhali RWH	Feni Sadar	31,800	58,553	0.5	15,864	20,598	0.8	14	179	0.1	2,548	4,130	0.6	106	127	0.8
331	Noakhali RWH	Fulgazi	18,700	11,580	1.6	22,140	6,264	3.5	9	18	0.5	743	812	0.9	45	11	4.1
332	Noakhali RWH	Hatiya	1,700	19,818	0.1	4,095	15,557	0.3	79	36	2.2	829	2,767	0.3	100	194	0.5
333	Noakhali RWH	Kabirhat	21,700	12,761	1.7	14,475	7,765	1.9	80	19	4.2	1,900	1,581	1.2	10	77	0.1
334	Noakhali RWH	Kamalnagar	12,000	14,376	0.8	138,879	7,221	19.2	19	32	0.6	2,454	3,142	0.8	0	76	0.0
335	Noakhali RWH	Lakshmipur Sadar	40,900	18,769	2.2	30,234	16,181	1.9	50	120	0.4	4,221	5,521	0.8	300	213	1.4
336	Noakhali RWH	Noakhali Sadar	6,700	43,703	0.2	8,085	17,786	0.5	140	57	2.5	2,076	3,965	0.5	0	56	0.0
337	Noakhali RWH	Parshuram	34,300	14,890	2.3	47,399	5,612	8.4	8	15	0.5	380	952	0.4	20	38	0.5
338	Noakhali RWH	Ramganj	15,900	9,070	1.8	12,835	5,796	2.2	10	32	0.3	1,621	1,654	1.0	0	74	0.0
339	Noakhali RWH	Ramgati	40,457	9,527	4.2	204,073	8,481	24.1	117	24	4.9	3,703	3,775	1.0	200	46	4.3
340	Noakhali RWH	Roypur	51,500	4,894	10.5	164,835	9,662	17.1	31	58	0.5	1,120	1,787	0.6	200	65	3.1
341	Noakhali RWH	Senbagh	19,400	16,704	1.2	100,980	10,138	10.0	119	21	5.7	1,931	1,390	1.4	50	44	1.1
342	Noakhali RWH	Sonagazi	30,800	17,302	1.8	330,720	10,223	32.4	10	34	0.3	900	2,710	0.3	10	28	0.4
343	Noakhali RWH	Sonaimuri	26,800	9,740	2.8	129,015	7,153	18.0	3	18	0.2	2,354	1,529	1.5	60	40	1.5
344	Noakhali RWH	Subarnachar	35,600	26,701	1.3	9,350	9,271	1.0	115	7	16.4	3,830	1,844	2.1	0	31	0.0
345	Pabna RWH	Atgharia	26,400	11,213	2.4	27,375	10,942	2.5	70	14	5.0	801	557	1.4	100	35	2.9
346	Pabna RWH	Belkuchi	101,100	50,414	2.0	54,725	26,700	2.0	68	32	2.1	2,137	2,245	1.0	100	47	2.1
347	Pabna RWH	Bera	23,800	12,663	1.9	22,395	13,376	1.7	114	74	1.5	1,696	1,437	1.2	20	35	0.6
348	Pabna RWH	Bhangura	31,900	10,207	3.1	29,825	8,374	3.6	46	24	1.9	846	213	4.0	50	20	2.5
349	Pabna RWH	Chatmohar	66,000	32,879	2.0	67,665	26,019	2.6	55	46	1.2	1,426	1,131	1.3	100	44	2.3
350	Pabna RWH	Faridpur	16,000	7,298	2.2	12,570	5,474	2.3	14	30	0.5	1,060	1,170	0.9	100	32	3.1

SL	Warehouse Name	Upazila Name	Condom			Shukhi			IUD			Injectables			Implant		
			CBL	AMD	MOS	CBL	AMD	MOS	CBL	AMD	MOS	CBL	AMD	MOS	CBL	AMD	MOS
351	Pabna RWH	Ishwardi	68,500	35,666	1.9	58,766	18,592	3.2	83	44	1.9	2,535	2,505	1.0	0	77	0.0
352	Pabna RWH	Kamarkhanda	18,300	9,365	2.0	28,000	8,412	3.3	112	17	6.6	1,343	1,184	1.1	100	33	3.0
353	Pabna RWH	Kazipur	41,580	36,588	1.1	37,980	17,299	2.2	89	46	1.9	3,750	2,378	1.6	100	63	1.6
354	Pabna RWH	Pabna Sadar	111,200	92,156	1.2	72,690	66,051	1.1	250	135	1.9	5,100	9,525	0.5	100	86	1.2
355	Pabna RWH	Royganj	52,600	27,431	1.9	51,840	18,925	2.7	65	46	1.4	2,800	2,701	1.0	0	57	0.0
356	Pabna RWH	Santhia	67,400	33,522	2.0	48,945	30,072	1.6	77	38	2.0	8,000	5,134	1.6	150	67	2.2
357	Pabna RWH	Shahjadpur	179,800	68,045	2.6	99,555	33,430	3.0	323	184	1.8	17,565	8,391	2.1	200	155	1.3
358	Pabna RWH	Sirajganj Sadar	120,000	46,298	2.6	47,190	26,626	1.8	120	62	1.9	6,144	4,033	1.5	200	83	2.4
359	Pabna RWH	Sujanagar	64,200	20,287	3.2	56,760	15,575	3.6	187	79	2.4	5,312	2,645	2.0	50	28	1.8
360	Pabna RWH	Tarash	36,600	16,431	2.2	31,080	17,073	1.8	61	46	1.3	1,049	1,098	1.0	0	56	0.0
361	Pabna RWH	Ullah Para	152,000	81,935	1.9	90,165	44,829	2.0	112	128	0.9	5,100	5,026	1.0	100	58	1.7
362	Patuakhali RWH	Amtali	26,000	9,370	2.8	37,575	17,351	2.2	76	16	4.8	2,226	1,954	1.1	100	136	0.7
363	Patuakhali RWH	Bakerganj	45,200	20,203	2.2	31,695	15,748	2.0	154	25	6.2	2,965	2,307	1.3	250	76	3.3
364	Patuakhali RWH	Bamna	8,700	2,425	3.6	8,220	3,886	2.1	80	13	6.2	498	190	2.6	200	53	3.8
365	Patuakhali RWH	Barguna Sadar	27,000	10,658	2.5	31,995	13,649	2.3	230	61	3.8	9,325	3,959	2.4	350	119	2.9
366	Patuakhali RWH	Bauphal	28,500	11,397	2.5	41,760	17,492	2.4	80	46	1.7	2,250	2,388	0.9	400	45	8.9
367	Patuakhali RWH	Betagi	24,500	3,276	7.5	16,080	4,636	3.5	50	21	2.4	960	783	1.2	200	20	10.0
368	Patuakhali RWH	Dashmina	8,000	3,479	2.3	10,140	5,497	1.8	43	9	4.8	1,070	911	1.2	200	45	4.4
369	Patuakhali RWH	Dumki	12,100	3,748	3.2	6,840	3,175	2.2	82	8	10.3	449	448	1.0	300	16	18.8
370	Patuakhali RWH	Galachipa	26,000	9,080	2.9	44,274	21,113	2.1	67	11	6.1	9,150	4,072	2.2	50	61	0.8
371	Patuakhali RWH	Kalapara	26,600	11,270	2.4	30,675	15,857	1.9	72	41	1.8	3,359	3,564	0.9	200	63	3.2
372	Patuakhali RWH	Mirzaganj	26,400	7,902	3.3	22,670	6,856	3.3	60	7	8.6	1,209	592	2.0	200	43	4.7
373	Patuakhali RWH	Nalchity	17,100	7,251	2.4	15,030	7,062	2.1	77	21	3.7	1,724	1,525	1.1	300	50	6.0
374	Patuakhali RWH	Patharghata	15,000	5,195	2.9	14,880	6,849	2.2	120	17	7.1	3,055	1,311	2.3	200	55	3.6
375	Patuakhali RWH	Patuakhali Sadar	47,400	21,762	2.2	28,155	13,374	2.1	215	75	2.9	6,190	3,735	1.7	150	92	1.6

SL	Warehouse Name	Upazila Name	Condom			Shukhi			IUD			Injectables			Implant		
			CBL	AMD	MOS	CBL	AMD	MOS	CBL	AMD	MOS	CBL	AMD	MOS	CBL	AMD	MOS
376	Rajshahi RWH	Bagatipara	8,000	15,400	0.5	179,145	7,628	23.5	63	9	7.0	1,340	430	3.1	0	54	0.0
377	Rajshahi RWH	Bagha	70,900	29,802	2.4	21,210	10,660	2.0	38	11	3.5	3,290	1,720	1.9	0	54	0.0
378	Rajshahi RWH	Baghmara	154,600	51,641	3.0	77,220	33,528	2.3	228	46	5.0	6,376	2,816	2.3	250	83	3.0
379	Rajshahi RWH	Baraigram	85,900	36,302	2.4	60,940	20,211	3.0	115	45	2.6	6,002	2,899	2.1	0	87	0.0
380	Rajshahi RWH	Bholahat	22,900	7,649	3.0	16,095	5,415	3.0	42	5	8.4	1,090	872	1.3	0	25	0.0
381	Rajshahi RWH	Boalia	397,500	170,777	2.3	8,100	11,334	0.7	98	63	1.6	4,059	3,647	1.1	0	130	0.0
382	Rajshahi RWH	Chapai Nababganj Sadar	69,100	46,173	1.5	32,825	21,224	1.5	200	55	3.6	7,580	4,246	1.8	0	56	0.0
383	Rajshahi RWH	Charghat	52,400	21,455	2.4	183,885	13,468	13.7	45	13	3.5	2,710	987	2.7	0	65	0.0
384	Rajshahi RWH	Durgapur	53,400	21,099	2.5	209,610	9,666	21.7	80	9	8.9	1,366	708	1.9	0	25	0.0
385	Rajshahi RWH	Godagari	61,700	36,652	1.7	206,685	17,983	11.5	65	25	2.6	6,012	3,068	2.0	0	33	0.0
386	Rajshahi RWH	Gomastapur	59,200	25,175	2.4	30,600	15,492	2.0	64	16	4.0	2,489	1,464	1.7	0	59	0.0
387	Rajshahi RWH	Gurudaspur	71,400	31,996	2.2	70,331	18,727	3.8	74	13	5.7	1,500	1,644	0.9	0	77	0.0
388	Rajshahi RWH	Lalpur	60,700	27,046	2.2	211,995	19,635	10.8	71	21	3.4	3,817	2,039	1.9	0	84	0.0
389	Rajshahi RWH	Mohanpur	59,000	20,049	2.9	85,095	12,527	6.8	58	8	7.3	5,179	2,092	2.5	0	51	0.0
390	Rajshahi RWH	Nachole	29,700	11,284	2.6	14,310	6,092	2.3	66	3	22.0	2,100	1,229	1.7	0	28	0.0
391	Rajshahi RWH	Natore Sadar	102,949	48,189	2.1	43,973	20,879	2.1	335	110	3.0	4,771	1,679	2.8	500	141	3.5
392	Rajshahi RWH	Paba	121,470	45,706	2.7	41,169	14,896	2.8	129	8	16.1	10,133	3,581	2.8	0	65	0.0
393	Rajshahi RWH	Puthia	75,800	28,621	2.6	30,780	13,531	2.3	46	10	4.6	2,935	1,480	2.0	0	45	0.0
394	Rajshahi RWH	Shibganj	86,400	40,414	2.1	58,830	24,074	2.4	110	35	3.1	8,587	2,371	3.6	0	61	0.0
395	Rajshahi RWH	Singra	78,546	41,985	1.9	139,675	27,319	5.1	97	36	2.7	3,428	2,579	1.3	300	131	2.3
396	Rajshahi RWH	Tanore	34,800	16,213	2.1	188,595	14,232	13.3	85	22	3.9	2,538	1,199	2.1	0	171	0.0
397	Rangamati RWH	Baghaichhari	35,400	10,808	3.3	2,505	7,135	0.4	44	6	7.3	1,821	524	3.5	55	13	4.2
398	Rangamati RWH	Barkal	13,800	5,123	2.7	15,645	3,205	4.9	55	4	13.8	1,719	402	4.3	0	0	0.0
399	Rangamati RWH	Belai Chhari	45,899	2,581	17.8	14,760	2,703	5.5	84	3	28.0	891	124	7.2	0	4	0.0
400	Rangamati RWH	Jurai Chhari	23,000	2,660	8.6	13,185	2,033	6.5	26	3	8.7	717	147	4.9	0	0	0.0

SL	Warehouse Name	Upazila Name	Condom			Shukhi			IUD			Injectables			Implant		
			CBL	AMD	MOS	CBL	AMD	MOS	CBL	AMD	MOS	CBL	AMD	MOS	CBL	AMD	MOS
401	Rangamati RWH	Kaptai	29,700	6,119	4.9	18,780	2,985	6.3	38	2	19.0	2,304	410	5.6	14	43	0.3
402	Rangamati RWH	Kawkhali (betbunia)	26,800	5,578	4.8	4,440	3,307	1.3	175	9	19.4	186	625	0.3	30	14	2.1
403	Rangamati RWH	Langadu	8,200	13,578	0.6	9,855	6,280	1.6	177	12	14.8	2,154	461	4.7	21	34	0.6
404	Rangamati RWH	Naniarchar	13,400	5,663	2.4	10,182	4,557	2.2	49	2	24.5	697	220	3.2	61	9	6.8
405	Rangamati RWH	Rajasthali	29,200	1,614	18.1	4,860	1,569	3.1	64	1	64.0	948	97	9.8	32	24	1.3
406	Rangamati RWH	Rangamati Sadar	42,000	10,232	4.1	18,745	6,750	2.8	298	50	6.0	3,932	745	5.3	170	53	3.2
407	Rangpur RWH	Aditmari	41,500	17,481	2.4	31,619	15,686	2.0	200	62	3.2	1,845	2,647	0.7	0	95	0.0
408	Rangpur RWH	Badarganj	104,700	12,800	8.2	224,075	27,454	8.2	130	28	4.6	4,728	2,770	1.7	0	87	0.0
409	Rangpur RWH	Bhurungamari	42,400	29,084	1.5	64,150	30,660	2.1	67	21	3.2	2,278	3,177	0.7	0	89	0.0
410	Rangpur RWH	Chilmari	19,500	10,351	1.9	46,810	15,813	3.0	41	26	1.6	510	1,059	0.5	144	55	2.6
411	Rangpur RWH	Dimla	22,500	6,462	3.5	62,430	22,462	2.8	80	24	3.3	2,191	2,987	0.7	256	44	5.8
412	Rangpur RWH	Domar	15,700	9,365	1.7	172,250	17,833	9.7	39	18	2.2	2,384	2,600	0.9	0	102	0.0
413	Rangpur RWH	Fulchhari	23,500	22,355	1.1	18,300	12,125	1.5	100	32	3.1	669	2,927	0.2	0	34	0.0
414	Rangpur RWH	Gaibandha Sadar	117,100	32,523	3.6	74,280	35,205	2.1	278	140	2.0	4,053	5,879	0.7	0	354	0.0
415	Rangpur RWH	Gangachara	56,300	12,585	4.5	193,755	22,723	8.5	108	28	3.9	3,835	4,500	0.9	0	92	0.0
416	Rangpur RWH	Gobindaganj	77,899	56,710	1.4	178,360	39,809	4.5	143	45	3.2	3,438	4,312	0.8	0	87	0.0
417	Rangpur RWH	Hatibandha	75,800	13,213	5.7	164,520	16,989	9.7	145	31	4.7	2,006	2,467	0.8	0	97	0.0
418	Rangpur RWH	Jaldhaka	38,400	15,640	2.5	98,940	27,022	3.7	98	34	2.9	4,543	3,912	1.2	100	103	1.0
419	Rangpur RWH	Kaliganj	18,700	8,801	2.1	136,920	15,392	8.9	161	41	3.9	1,905	1,979	1.0	0	56	0.0
420	Rangpur RWH	Kaunia	32,500	14,338	2.3	28,230	14,034	2.0	80	31	2.6	3,367	2,780	1.2	0	164	0.0
421	Rangpur RWH	Kishoreganj	20,000	5,617	3.6	43,065	16,790	2.6	138	27	5.1	790	1,614	0.5	360	89	4.0
422	Rangpur RWH	Kurigram Sadar	36,800	14,683	2.5	38,683	22,334	1.7	137	48	2.9	3,603	3,621	1.0	0	90	0.0
423	Rangpur RWH	Lalmonirhat Sadar	45,000	15,467	2.9	38,515	18,691	2.1	124	17	7.3	1,791	4,648	0.4	0	77	0.0
424	Rangpur RWH	Mitha Pukur	59,100	29,029	2.0	73,140	34,621	2.1	69	23	3.0	5,067	4,264	1.2	216	71	3.0
425	Rangpur RWH	Nageshwari	38,400	15,878	2.4	140,873	43,756	3.2	104	36	2.9	2,662	5,017	0.5	216	51	4.2

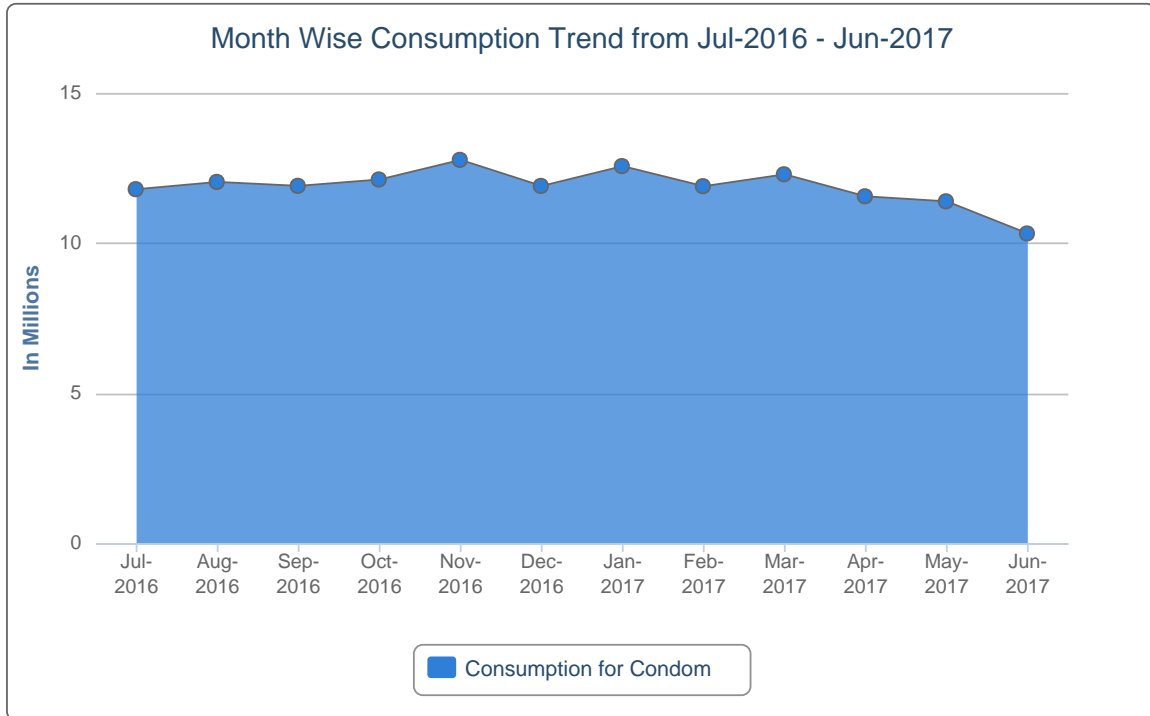
SL	Warehouse Name	Upazila Name	Condom			Shukhi			IUD			Injectables			Implant		
			CBL	AMD	MOS	CBL	AMD	MOS	CBL	AMD	MOS	CBL	AMD	MOS	CBL	AMD	MOS
426	Rangpur RWH	Nilphamari Sadar	28,800	16,081	1.8	37,485	37,820	1.0	151	72	2.1	3,314	4,127	0.8	0	58	0.0
427	Rangpur RWH	Palashbari	23,800	9,518	2.5	35,295	20,354	1.7	96	29	3.3	3,213	2,575	1.2	0	64	0.0
428	Rangpur RWH	Patgram	13,500	7,777	1.7	133,590	15,266	8.8	85	15	5.7	1,421	1,830	0.8	0	51	0.0
429	Rangpur RWH	Phulbari	24,900	4,871	5.1	31,800	14,652	2.2	83	57	1.5	1,035	2,681	0.4	0	49	0.0
430	Rangpur RWH	Pirgachha	32,100	23,594	1.4	48,110	27,516	1.7	162	86	1.9	4,325	3,744	1.2	0	92	0.0
431	Rangpur RWH	Pirganj	178,000	32,297	5.5	216,285	37,736	5.7	180	68	2.6	4,500	4,361	1.0	0	82	0.0
432	Rangpur RWH	Rajarhat	41,600	16,705	2.5	45,735	17,832	2.6	150	40	3.8	1,727	3,429	0.5	0	50	0.0
433	Rangpur RWH	Rangpur Sadar	84,700	43,004	2.0	75,250	34,970	2.2	263	98	2.7	4,350	6,136	0.7	0	237	0.0
434	Rangpur RWH	Sadullapur	83,700	34,430	2.4	54,395	26,081	2.1	129	77	1.7	3,912	4,052	1.0	144	57	2.5
435	Rangpur RWH	Saghata	36,700	10,946	3.4	37,440	23,051	1.6	131	36	3.6	1,170	1,584	0.7	144	48	3.0
436	Rangpur RWH	Saidpur	70,200	32,565	2.2	35,775	16,125	2.2	81	25	3.2	1,870	2,092	0.9	0	36	0.0
437	Rangpur RWH	Sundarganj	141,000	40,721	3.5	89,171	45,483	2.0	518	147	3.5	6,023	6,639	0.9	0	269	0.0
438	Rangpur RWH	Taraganj	29,800	7,846	3.8	23,212	11,718	2.0	47	12	3.9	245	1,316	0.2	0	104	0.0
439	Rangpur RWH	Ulipur	54,300	22,351	2.4	75,150	46,462	1.6	96	38	2.5	3,328	4,531	0.7	144	60	2.4
440	Sylhet RWH	Ajmiriganj	6,200	3,727	1.7	18,855	5,631	3.3	173	3	57.7	809	246	3.3	200	8	25.0
441	Sylhet RWH	Bahubal	33,600	10,949	3.1	33,166	7,799	4.3	189	4	47.3	1,266	598	2.1	50	27	1.9
442	Sylhet RWH	Balaganj	60,100	43,791	1.4	51,990	14,427	3.6	117	10	11.7	3,627	2,466	1.5	160	55	2.9
443	Sylhet RWH	Baniachong	41,150	14,260	2.9	29,885	12,506	2.4	174	3	58.0	1,604	880	1.8	4	26	0.2
444	Sylhet RWH	Barlekha	30,300	10,627	2.9	23,010	8,360	2.8	198	18	11.0	2,165	694	3.1	144	45	3.2
445	Sylhet RWH	Beani Bazar	50,462	23,732	2.1	18,618	7,049	2.6	185	15	12.3	2,282	671	3.4	227	18	12.6
446	Sylhet RWH	Bishwambarpur	18,600	6,668	2.8	22,955	6,985	3.3	94	4	23.5	1,073	556	1.9	176	10	17.6
447	Sylhet RWH	Bishwanath	37,000	9,417	3.9	26,299	4,044	6.5	94	15	6.3	1,407	480	2.9	32	52	0.6
448	Sylhet RWH	Chhatak	54,300	19,397	2.8	44,845	11,573	3.9	194	58	3.3	1,753	611	2.9	210	16	13.1
449	Sylhet RWH	Chunarughat	29,530	10,319	2.9	47,175	15,661	3.0	169	6	28.2	1,743	1,304	1.3	144	25	5.8
450	Sylhet RWH	Companiganj	38,800	18,811	2.1	37,365	8,475	4.4	84	5	16.8	1,818	1,515	1.2	20	37	0.5

SL	Warehouse Name	Upazila Name	Condom			Shukhi			IUD			Injectables			Implant		
			CBL	AMD	MOS	CBL	AMD	MOS	CBL	AMD	MOS	CBL	AMD	MOS	CBL	AMD	MOS
451	Sylhet RWH	Dakshin Sunamganj	35,700	11,789	3.0	15,420	7,037	2.2	159	9	17.7	1,474	761	1.9	120	23	5.2
452	Sylhet RWH	Dakshin Surma	65,100	48,232	1.3	29,970	15,214	2.0	40	9	4.4	2,416	1,514	1.6	100	20	5.0
453	Sylhet RWH	Derai	64,900	35,585	1.8	33,252	13,040	2.6	150	32	4.7	897	1,095	0.8	375	49	7.7
454	Sylhet RWH	Dowarabazar	37,100	14,300	2.6	29,212	11,688	2.5	92	6	15.3	2,304	1,155	2.0	234	44	5.3
455	Sylhet RWH	Fenchuganj	24,200	8,486	2.9	12,750	3,566	3.6	69	8	8.6	733	350	2.1	100	12	8.3
456	Sylhet RWH	Golapganj	71,100	37,333	1.9	25,065	9,694	2.6	114	21	5.4	5,136	746	6.9	100	68	1.5
457	Sylhet RWH	Gowainghat	51,700	26,890	1.9	26,355	11,606	2.3	97	17	5.7	1,890	3,082	0.6	6	38	0.2
458	Sylhet RWH	Habiganj Sadar	40,680	20,935	1.9	30,335	14,711	2.1	79	56	1.4	2,257	1,725	1.3	0	59	0.0
459	Sylhet RWH	Jagannathpur	59,100	16,693	3.5	36,585	8,270	4.4	125	18	6.9	1,660	473	3.5	213	40	5.3
460	Sylhet RWH	Jaintiapur	51,669	24,013	2.2	23,718	7,442	3.2	109	13	8.4	1,712	2,149	0.8	120	25	4.8
461	Sylhet RWH	Jamalganj	35,600	15,097	2.4	27,420	11,507	2.4	154	5	30.8	1,473	1,406	1.0	136	21	6.5
462	Sylhet RWH	Juri	11,500	10,025	1.1	13,490	6,610	2.0	140	25	5.6	1,075	546	2.0	164	21	7.8
463	Sylhet RWH	Kamalganj	44,800	18,057	2.5	49,845	16,235	3.1	135	31	4.4	2,940	1,501	2.0	144	50	2.9
464	Sylhet RWH	Kanaighat	54,100	43,498	1.2	23,706	14,041	1.7	110	13	8.5	3,033	2,556	1.2	150	31	4.8
465	Sylhet RWH	Kulaura	31,600	12,426	2.5	28,700	11,117	2.6	142	10	14.2	1,780	2,874	0.6	50	28	1.8
466	Sylhet RWH	Lakhai	23,600	6,507	3.6	24,705	7,239	3.4	99	2	49.5	1,683	381	4.4	124	21	5.9
467	Sylhet RWH	Madhabpur	40,900	18,346	2.2	34,485	20,613	1.7	128	12	10.7	1,564	1,002	1.6	236	54	4.4
468	Sylhet RWH	Maulvibazar Sadar	41,100	13,478	3.0	35,905	10,798	3.3	87	35	2.5	2,400	1,121	2.1	200	52	3.8
469	Sylhet RWH	Nabiganj	24,000	8,466	2.8	35,565	12,017	3.0	100	19	5.3	3,400	577	5.9	110	47	2.3
470	Sylhet RWH	Rajnagar	36,680	10,201	3.6	29,800	9,700	3.1	123	22	5.6	2,600	1,505	1.7	94	37	2.5
471	Sylhet RWH	Sreemangal	47,700	19,692	2.4	35,460	15,407	2.3	135	27	5.0	2,175	1,681	1.3	128	79	1.6
472	Sylhet RWH	Sulla	18,100	12,092	1.5	29,640	5,258	5.6	108	5	21.6	1,016	443	2.3	150	23	6.5
473	Sylhet RWH	Sunamganj Sadar	48,780	18,998	2.6	24,593	10,316	2.4	184	20	9.2	2,752	1,535	1.8	250	72	3.5
474	Sylhet RWH	Sylhet Sadar	87,900	99,768	0.9	65,915	55,618	1.2	403	161	2.5	9,820	10,278	1.0	426	257	1.7
475	Sylhet RWH	Tahirpur	38,900	18,540	2.1	27,645	12,540	2.2	214	6	35.7	1,305	482	2.7	181	63	2.9

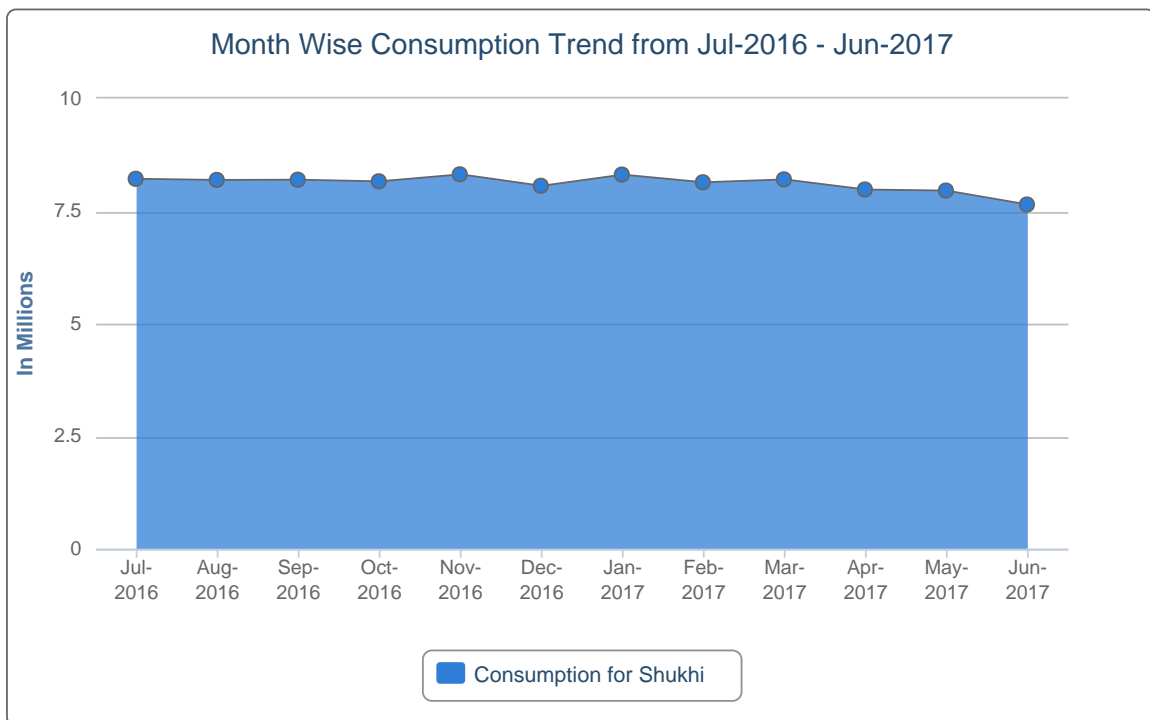
SL	Warehouse Name	Upazila Name	Condom			Shukhi			IUD			Injectables			Implant		
			CBL	AMD	MOS	CBL	AMD	MOS	CBL	AMD	MOS	CBL	AMD	MOS	CBL	AMD	MOS
476	Sylhet RWH	Zakiganj	64,660	49,646	1.3	23,256	11,635	2.0	173	6	28.8	2,108	1,641	1.3	10	50	0.2
477	Tangail RWH	Basail	114,360	25,982	4.4	405,292	13,638	29.7	103	32	3.2	5,598	1,247	4.5	0	103	0.0
478	Tangail RWH	Bhuapur	115,000	27,716	4.1	285,963	20,223	14.1	84	41	2.0	3,356	1,693	2.0	144	99	1.5
479	Tangail RWH	Chauhali	10,846	15,232	0.7	36,532	7,258	5.0	104	18	5.8	4,983	976	5.1	140	24	5.8
480	Tangail RWH	Delduar	161,600	36,155	4.5	248,385	21,238	11.7	40	34	1.2	6,150	1,060	5.8	72	67	1.1
481	Tangail RWH	Ghatail	41,000	58,981	0.7	187,455	39,862	4.7	170	26	6.5	5,450	3,705	1.5	0	122	0.0
482	Tangail RWH	Gopalpur	229,200	22,105	10.4	223,095	17,499	12.7	247	36	6.9	5,104	2,014	2.5	72	74	1.0
483	Tangail RWH	Kalihati	127,900	50,928	2.5	128,810	46,490	2.8	60	73	0.8	13,025	7,443	1.7	144	108	1.3
484	Tangail RWH	Madhupur	113,200	27,844	4.1	169,785	37,040	4.6	88	31	2.8	7,042	2,944	2.4	72	90	0.8
485	Tangail RWH	Mirzapur	34,700	31,013	1.1	27,120	31,735	0.9	216	48	4.5	4,477	1,172	3.8	144	82	1.8
486	Tangail RWH	Nagarpur	51,800	32,078	1.6	42,705	27,203	1.6	45	55	0.8	1,805	2,247	0.8	0	89	0.0
487	Tangail RWH	Sakhipur	34,900	26,276	1.3	25,503	29,470	0.9	38	46	0.8	3,763	1,066	3.5	0	65	0.0
488	Tangail RWH	Tangail Sadar	43,000	60,183	0.7	123,705	28,045	4.4	69	85	0.8	3,935	3,289	1.2	72	221	0.3

7. Month-wise Consumption Trend

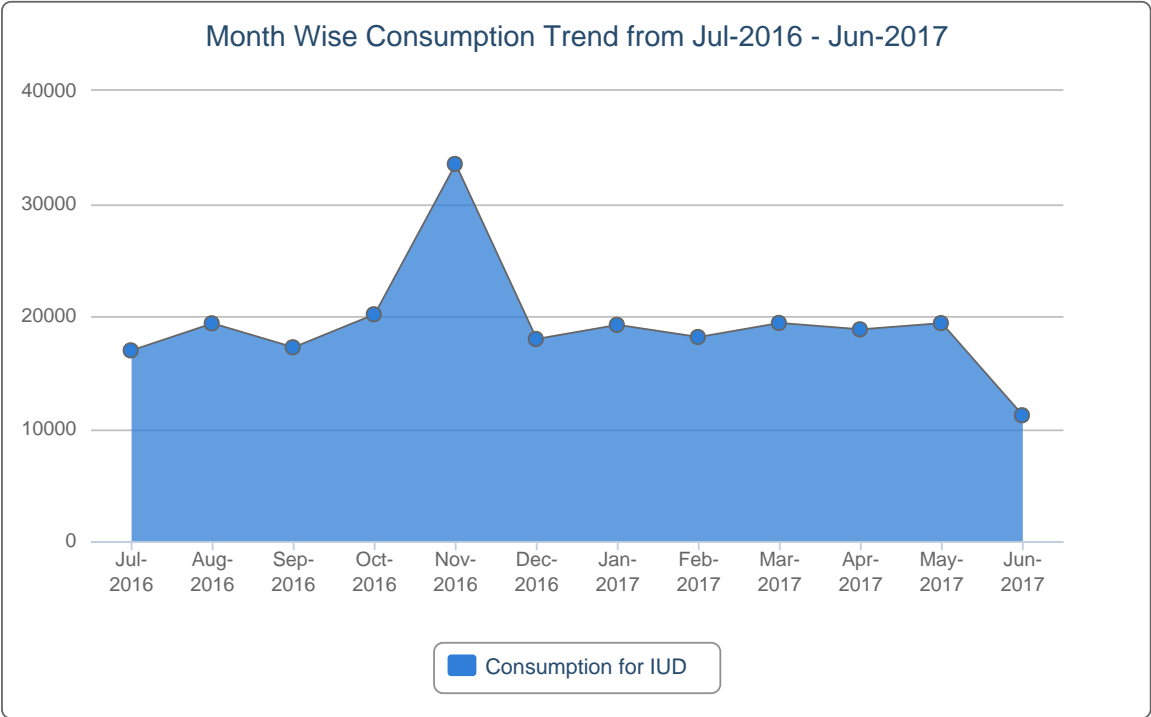
7(a).



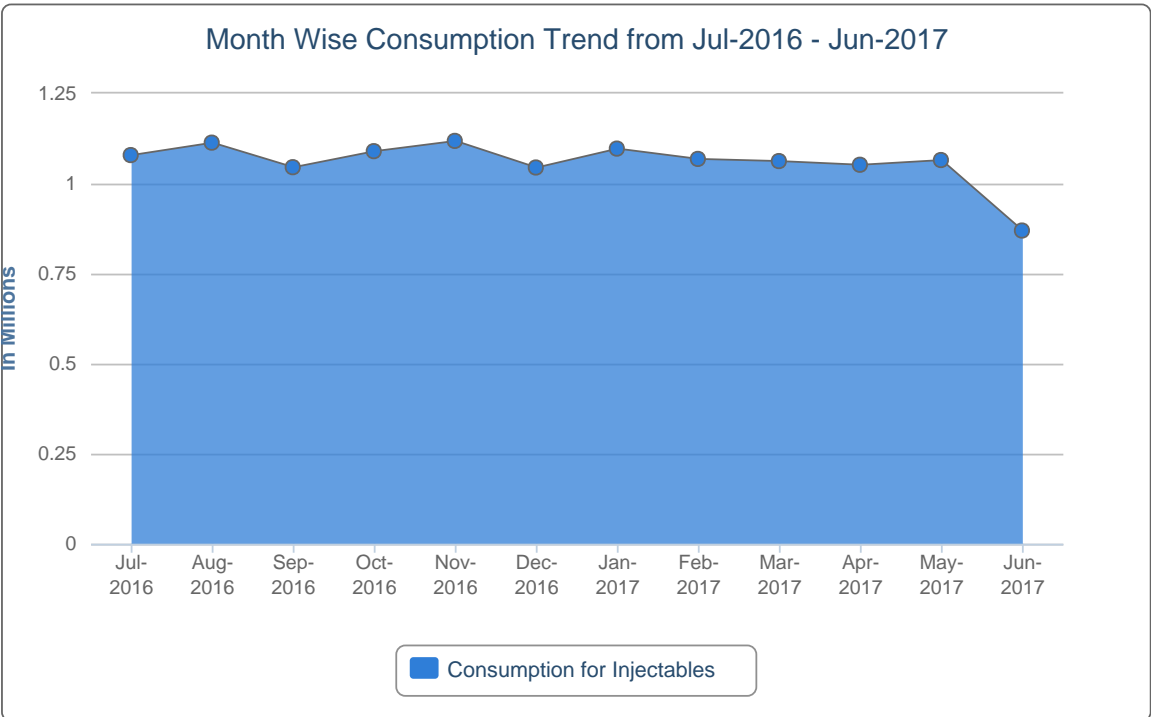
7(b).



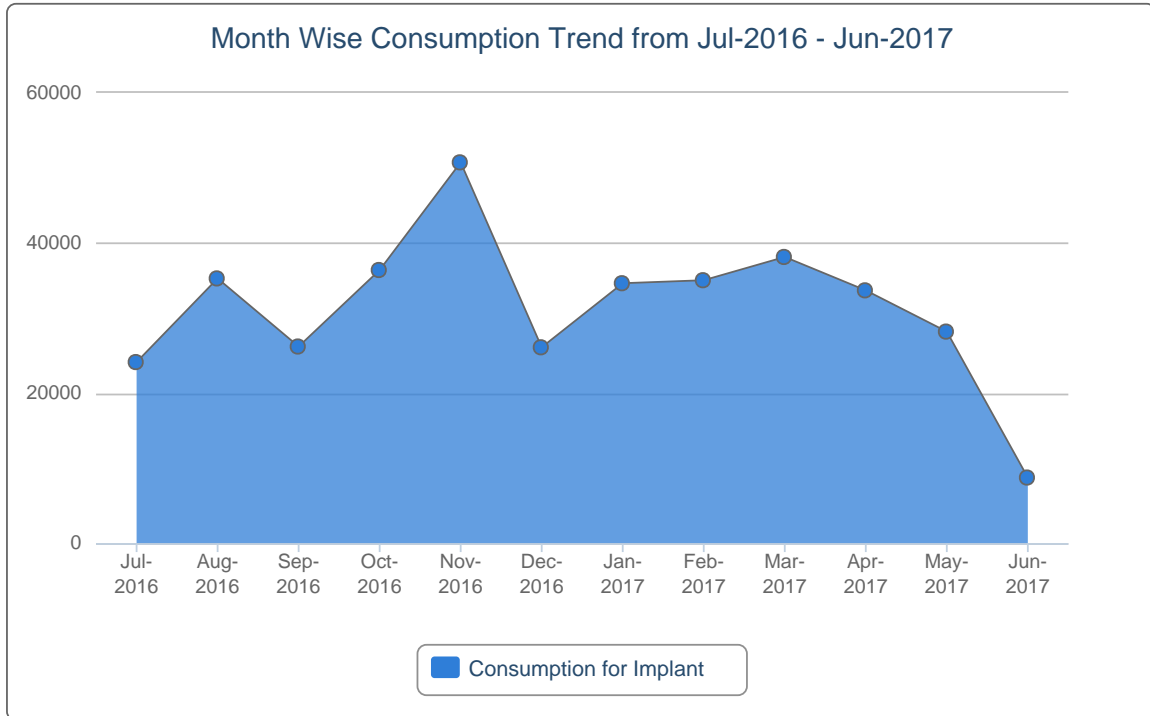
7(c).



7(d).



7(e).



8. Report on Upazila and Warehouse Having Stock Out in last month

SL	Products Name	No of Stockout WH	% of Stockout WH	No of Stockout Upazila Store	% of Stockout Upazila Store	No of Stockout Upazila Field	% of Stockout Upazila Field
1	Condom	0	0%	1	0%	0	0%
2	Shukhi	0	0%	1	0%	0	0%
3	IUD	0	0%	0	0%	0	0%
4	Injectables	0	0%	0	0%	0	0%
5	Implant (Total)	0	0%	-	-	2	0%

List of Stock Out Warehouses

SL	Commodity	Warehouse	Phone
<i>No StockOut in Warehouse</i>			

List of StockOut Upazilas

SL	Commodity	Warehouse	District	Upazila	Phone
1	Condom	Bogra RWH	Naogaon	Badalgachhi, Naogaon	
2	Shukhi	Bogra RWH	Naogaon	Badalgachhi, Naogaon	
3	Implant (Total)	Rangamati RWH	Rangamati	Barkal, Rangamati	
4	Implant (Total)	Rangamati RWH	Rangamati	Jurai Chhari, Rangamati	



This report is generated with the financial support of USAID and the technical assistance from Systems for Improved Access to Pharmaceuticals and Services (SIAPS), implemented by Management Sciences for Health-MSH.

If you need more information, please visit at <http://www.dgfplmis.org>