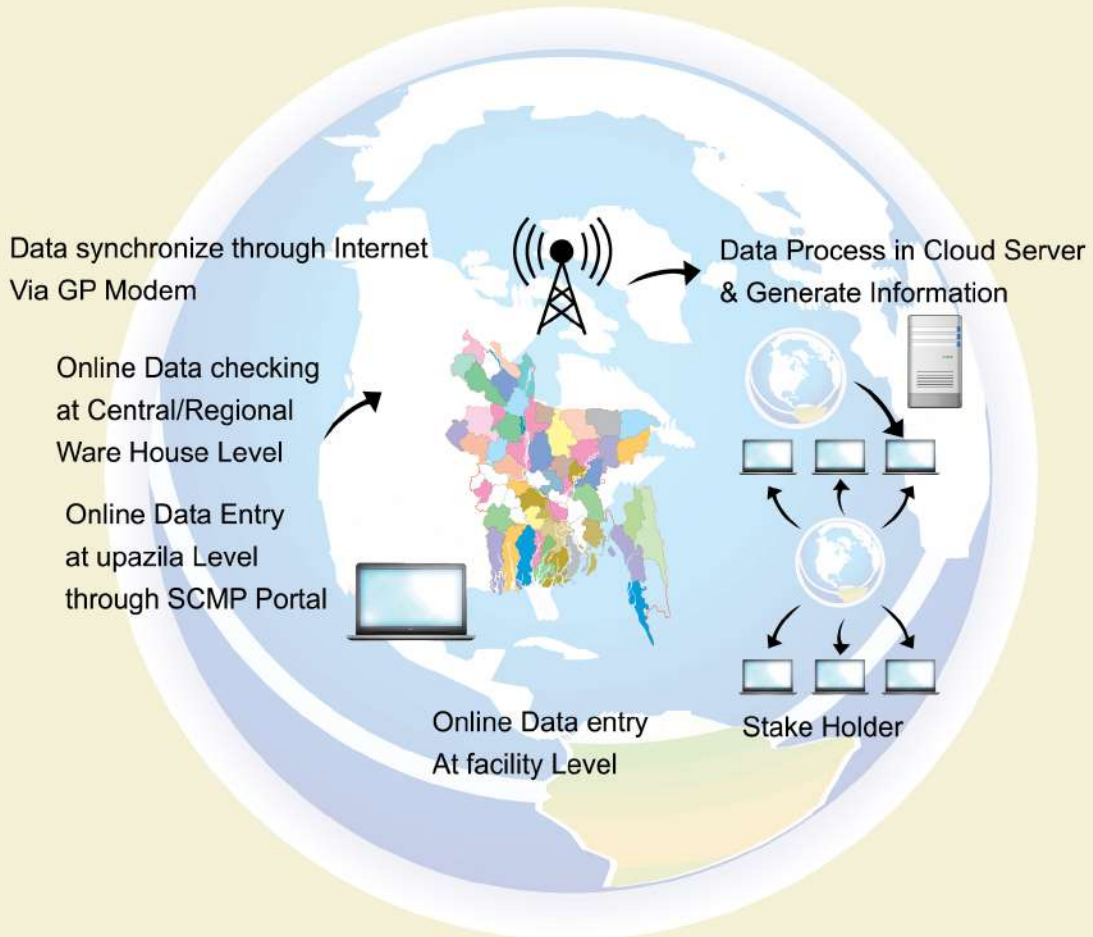




মুজিববর্ষে স্বাস্থ্য খাত
এগিয়ে যাবে অনেক ধাপ

FAMILY PLANNING MONTHLY LOGISTICS REPORT January 2020

Logistics Management Information System (LMIS) Data Flow System



Management Information System (MIS)
Directorate General of Family Planning (DGFP)

Government of the People's Republic of Bangladesh
Medical Education and Family Welfare Division
Directorate General of Family Planning
Management Information System (MIS)
6, Kawran Bazar, Dhaka- 1215
www.dgfp.gov.bd


Memo No. 59.11.00000.402.16.002.19-75

Date: 18 March, 2020.

Sub: Family Planning Monthly Logistics Report for the Month of January, 2020.

Family Planning Monthly Logistics Report for the Month of January'2020 is sent herewith for your kind information & necessary action. This report is prepared on the basis of Form-7 submitted by Warehouses and Form-7B submitted by Upazila Family Planning Offices by using WIMS & UIMS operational tools. It provides useful information on monthly distribution and stock balance of all the major contraceptives & DDS Kits of Warehouse/Upazila Stores. A summary of important events happened during reporting month has been included in this report. For more information you are requested to visit at www.scmpbd.org web site.

Comments and suggestions for improvement of this report will be highly appreciated.


(Manoj Kumar Roy)
Joint Secretary (MEFW Division)
and
Director & Line Director (MIS)
Phone: 55012352
Mail: dirmis@dgfp.gov.bd

Memo No. 59.11.00000.402.16.002.19-75.1(202)

Date: 18 March, 2020.

Copy of the report forwarded to:

1. Secretary, Medical Education & Family Welfare Division, Ministry of Health & Family Welfare, Bangladesh Secretariat, Dhaka.
2. Additional Secretary (Admin), Medical Education & Family Welfare Division, Ministry of Health & Family Welfare, Bangladesh Secretariat, Dhaka.
3. Director (Administration), Directorate General of Family Planning, 6 Kawran Bazar, Dhaka 1215.
4. Joint Secretary (Development), Medical Education & Family Welfare Division, Ministry of Health & Family Welfare, Bangladesh Secretariat, Dhaka.
5. Director (Logistics & Supply) and Line Director (Procurement, Storage & Supply Management), Directorate General of Family Planning, 6 Kawran Bazar, Dhaka 1215.
6. Director & Line Director (MIS), Directorate General of Family Planning, 6 Kawran Bazar, Dhaka.
7. Director Finance & Line Director (Family Planning Field Service Delivery), Directorate General of Family Planning, 6 Kawran Bazar, Dhaka 1215.
8. Director (IEM) & Line Director (Information, Education and Communication), Directorate General of Family Planning, 6 Kawran Bazar, Dhaka 1215.

9. Director (Planning) & Line Director (Planning Monitoring and Evaluation), Directorate General of Family Planning, 6 Kawran Bazar, Dhaka 1215.
10. Director (MCH-Services) & Line Director (MCRAH), Directorate General of Family Planning, 6 Kawran Bazar, Dhaka 1215.
11. Line Director (CCSDP, Directorate General of Family Planning, 6 Kawran Bazar, Dhaka 1215.
12. Director (Audit), Directorate General of Family Planning, 6 Kawran Bazar, Dhaka 1215.
13. Divisional Director, Family Planning, Dhaka / Chittagong / Rajshahi / Khulna / Sylhet / Barisal/ Rangpur/ Mymensingh Division.
14. Joint Chief (Planning), Health Service Division, Ministry of Health & Family Welfare, Bangladesh Secretariat, Dhaka
15. Joint Chief (Population & Planning wing), Planning commission, Sher-e-Bangla Nagar, Dhaka.
16. Joint Chief (Planning), Program Management and Monitoring Unit (PMMU), Azimpur, Dhaka-1205.
17. Superintendent, Maternal & Child Health Training Institute (MCHTI), Azimpur, Dhaka.
18. Director, Mohammadpur Fertility Services & Training Centre (MFSTC), Mohammadpur, Dhaka.
19. Director, Maternal & Child Health Training Institute (MCHTI), Lalkuthi, Mirpur, Dhaka.
20. P.S. to the Honorable Minister, Ministry of Health and Family Welfare, Bangladesh Secretariat, Dhaka, for kind information of the Honorable Minister.
21. Deputy Chief (Planning), Medical Education & Family Welfare Division, Ministry of Health & Family Welfare, Bangladesh Secretariat, Dhaka.
22. Additional Director (Drugs and Stores), Directorate General of Family Planning, Central Warehouse, Mohakhali, Dhaka.
23. Deputy Director, Family Planning, ----- District (You are requested to take appropriate measures to ensure timely online submission of Form 7B report from upazilas).
24. Regional/District Consultant, FPCS-QIT, District Family Planning Office, ----- District.
25. Central/Regional Supply Officer, Family Planning, ----- CWH/RWHs.
26. Assistant Maintenance Engineer, MIS Unit, DGFP (Requested to upload this report to DGFP website).
27. Country Project Director, SIAPS/MSH, House: 3, Road: No. 23B, Gulshan-1, Dhaka-1212.
28. Country Director, the World Bank, E-32, Agargaon, Sher-e-Bangla Nagar, Dhaka-1207.
29. Team Leader, Population & Health Team, USAID, Madani Avenue, Baridhara, Dhaka.
30. Country Representative, UNFPA, IDB Bhaban, Agargaon, Sher-E-Bangla Nagar, Dhaka.
31. Managing Director, SMC, SMC Tower, 33 Banani C/A, Dhaka-1213.
32. Documentation Center, IEM Unit, Directorate General of Family Planning, 6 Kawran Bazar, Dhaka.
33. Responsible person of Dispatch Section, MIS Unit, DGFP (Requested to distribute the published 'Family Planning Monthly Logistics Report' to concerned Person/Office/Organization).
34. PA to Director General, Directorate General of Family Planning, 6 Kawran Bazar, Dhaka 1215.
35. Concerned Organization/Person.

Ratan
15.02.2020

(Ajoy Ratan Barua)
Deputy Director (MIS)

Table Of Contents

	Page
1. DGFP Stock Status Report	1-2
2. National Receipts Quantity by Product by Month	3
3. National Level Contraceptive Summary Report	4
4. Stock Status Report at Different Levels	5
5. Contraceptive Stock Status by Product at Upazila Store and Field	6-10
6. Contraceptive Stock Status by Product at Regional Warehouses/Upazila	11-31
7. Month-wise Consumption Trend	32-34
8. Report on Upazila and Warehouse Having Stock Out in last month	35

1. DGFP Stock Status Report

Year →	2020												2021												2022								
	2	3	4	5	6	7	8	9	10	11	12	1	2	3	4	5	6	7	8	9	10	11	12	1	2	3	4	5	6	7	8	9	
Min.-Max. →	Min						Max																										
Product ↓	CS - 56.30m : 5.9 MOS																																
Condom	5.9 MOS						152.58m = 16.0 MOS																										
*AMC = 9.52m													FY 2019-20: 175.75m (23.17m received)																				
	CS (61.77m) : 9.0 MOS																																
Pill (Total)	9.0 MOS						4m						74m = 10.8 MOS																				
*AMC = 6.84m													FY 2019-20: 50m (2nd Generation)-RPA, 25m (3rd Generation)-RPA21m & Rev. 4m - Revised Plan																				
	CS (0.434m): 25.6 MOS																								APON : 3m (GOB-RPA) & 1m (GOB-Rev): (1m received)								
IUD	25.6 MOS (February 2022)																								0.3m = 17.4 MOS →								
*AMC = 16,975																									2018-19: 0.3m Yet to receive.								
	CS (11.88m): 13.2 MOS																																
Injectables	13.2 MOS						13.25m = 15.0 MOS																										
*AMC = 0.897m													FY 2019-20: 13.25m (RPA - 13.25m)																				
	CS-(0.470m) - 11.6 MOS												FY 2019-20: 0.3m																				
Implant	11.6 MOS						0.3m = 7.2 MOS																										
*AMC = 40,724																																	
	Pill (Total): 2nd & 3rd generation Shukhi and APON																								Legend: Current Stock (CS): Less than 3 MOS Current Stock (CS): MOS 3.0 to Less than 6 MOS Current Stock (CS): MOS 6 and above Planned for FY 2019-20 Procurement completed, yet to be received Donation AMC = Average Monthly Consumption								
	*AMC is calculated based on past 6-months consumption																																
	Data Sources: DGFP/L&S unit, DGFP LMIS web site - https://scmpbd.org/																																
	Central Warehouse WIMS data and Approved DGFP Procurement Plan																																
	National min-max stock level is 6 & 10 MOS																																

DGFP STOCK STATUS NOTES
(For Contraceptives)
Month: January 2020

CONDOM – Current national stock is 56.30 million pieces and this stock can be used up to July 2020.

- 2019-2020: GoB (Rev.) – 175.75 million pcs: DGFP received 23.17 million as of 31st January 2020. Rest 152.58 million is scheduled to deliver to DGFP from February 2020 and onward. But in December 2019 DGFP rejected 16.94 million condom supplied by EDCL due to not mentioning the expiry date on the strip.

PILL – Current national stock of Oral Contraceptive Pill is 61.77 million cycles which will go up to October 2020.

- 2019-2020: GoB (Rev.) – 4 million cycles (3rd generation): Goods provisionally received on 29-12-2019, waiting for final receive.
- 2019-2020: GoB (Rev.) – 1 million cycles (POP), contract signed on 21-10-2019 , Goods (1 million cycles) received on 04/12/2019.
- 2019-2020: GoB (RPA) – 100 million cycles (2nd generation): Revised plan is 50 million. DG – DGFP approved and sent to MOHFW for final approval.
- 2019-2020: GoB (RPA) – 10 million cycles (3rd generation) IFT published on 08/11/2019. Tender evaluation completed on 31/12/2019. Tender re-evaluated on 21-01-2020.
- 2019-2020: GoB (RPA) – 3 million cycles (POP) IFT published on 08/11/2019. Tender evaluation completed on 31/12/2019. Tender re-evaluated on 22-01-2020.

IUD – Current national stock is 0.434 million pcs and this stock can be used up to February 2022.

- Status of 2018-2019 procurement: 0.3 million sets – Contract signed on 20.03.2019. Goods not yet been received.

INJECTABLES – Current stock of 11.88 million vials and that can be used up to February 2021.

- 2019-2020: GoB (Rev.) – 4.23 million vials: DGFP received the full quantity on 11th November 2019.
- 2019-2020: GoB (RPA) – 13.25 million vials, Tender evaluation completed on 31/12/2019. Tender re- evaluated on 21-01-2020.

IMPLANT – Current stock is 0.470 million sets and this can be used up to December 2020.

- 2019-2020: GoB (RPA) -150,000 sets: IFT Published on 11/11/2019, time extended to 29/12/2019.
- 2019-2020: GoB (Dev.) – 150,000 sets: IFT Published on 11/11/2019, time extended to 29/12/2019.
- IFT will be re-published for single rod and two rod separately, according to decision of MOHFW.

You can also download the previous reports from <http://www.scmpbd.org>

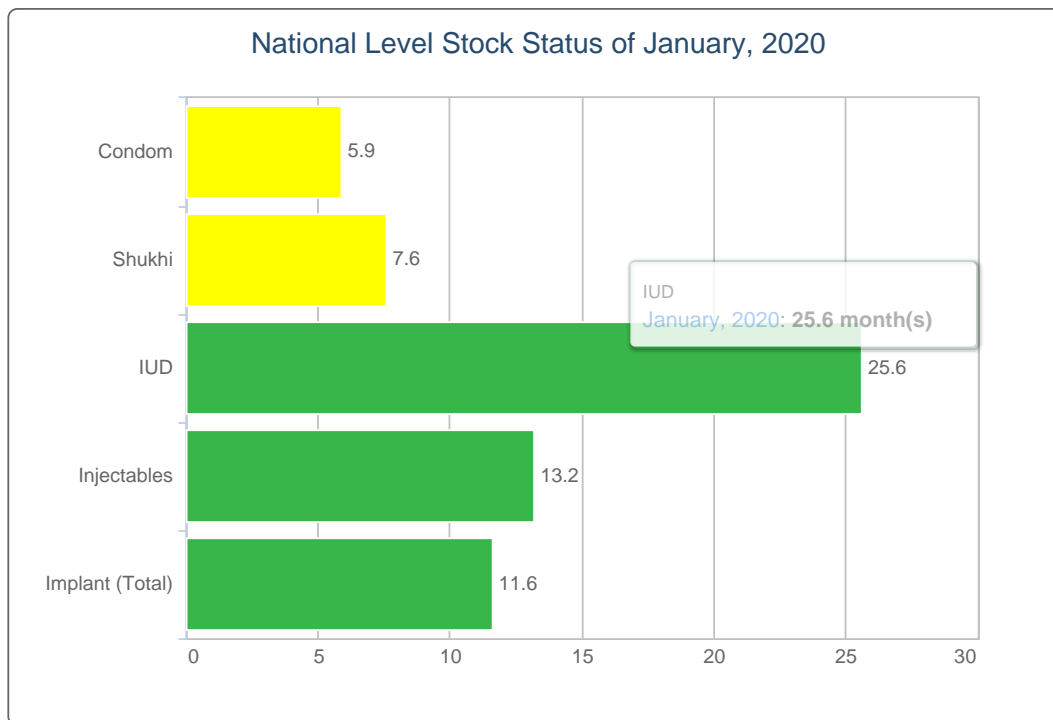
2. National Receipts Quantity by Product by Month

Contraceptive Received Report

Month: January, 2020

Item	Supplier	Receiver	Date Receipts	Qty
ESSENTIAL DRUGS CO. LTD.	Bogura RWH	31/01/20	9,252,000	
KHULNA ESSENTIAL LATEX PLANT (KELP)	Mymensingh RWH	31/01/20	1,800,000	
			Total	11,052,000

3. National Level Contraceptive Summary Report

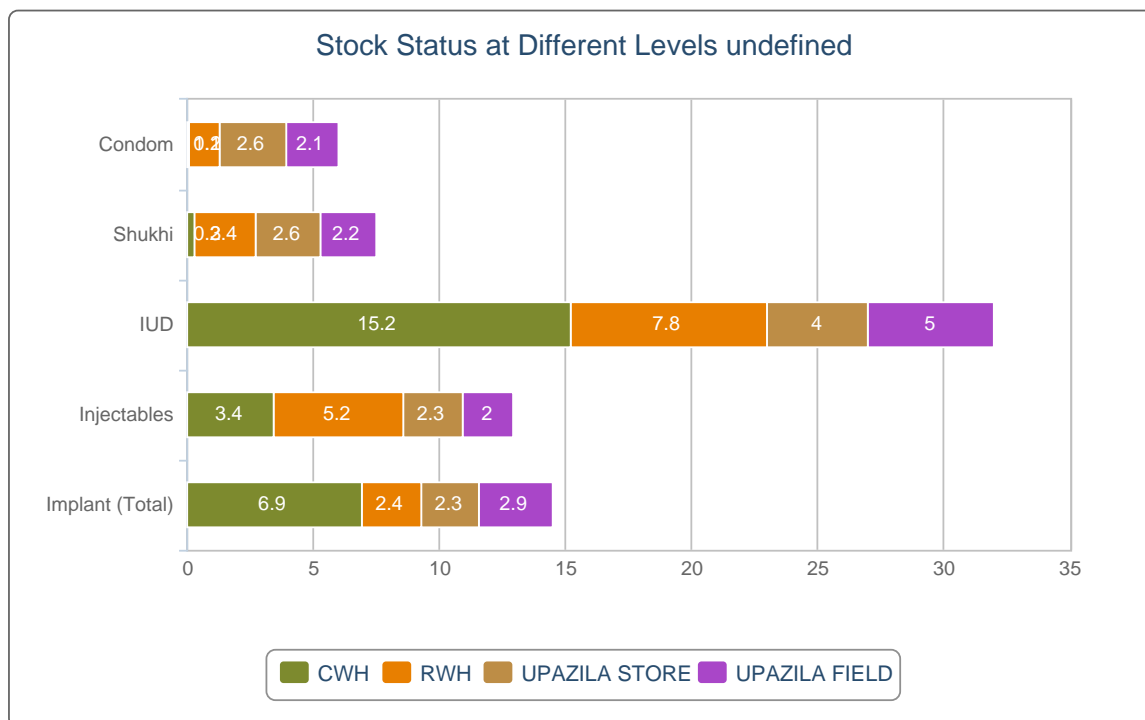


■ MOS less than 4.0
 ■ MOS 4.0 - 7.9
 ■ MOS 8.0 and above
 MOS = Month of Stock

National Level Stock Status of January, 2020

SL	Name of Products	Reported Consumption	Reported Closing Balance	Average Monthly Consumption	MOS
1	Condom	9,410,399	56,316,063	9,526,451	5.9
2	Shukhi	6,681,303	50,105,290	6,583,664	7.6
3	IUD	13,638	435,028	16,972	25.6
4	Injectables	913,291	11,884,177	897,040	13.2
5	Implant (Total)	32,357	470,622	40,725	11.6

4. Stock Status Report at Different Levels

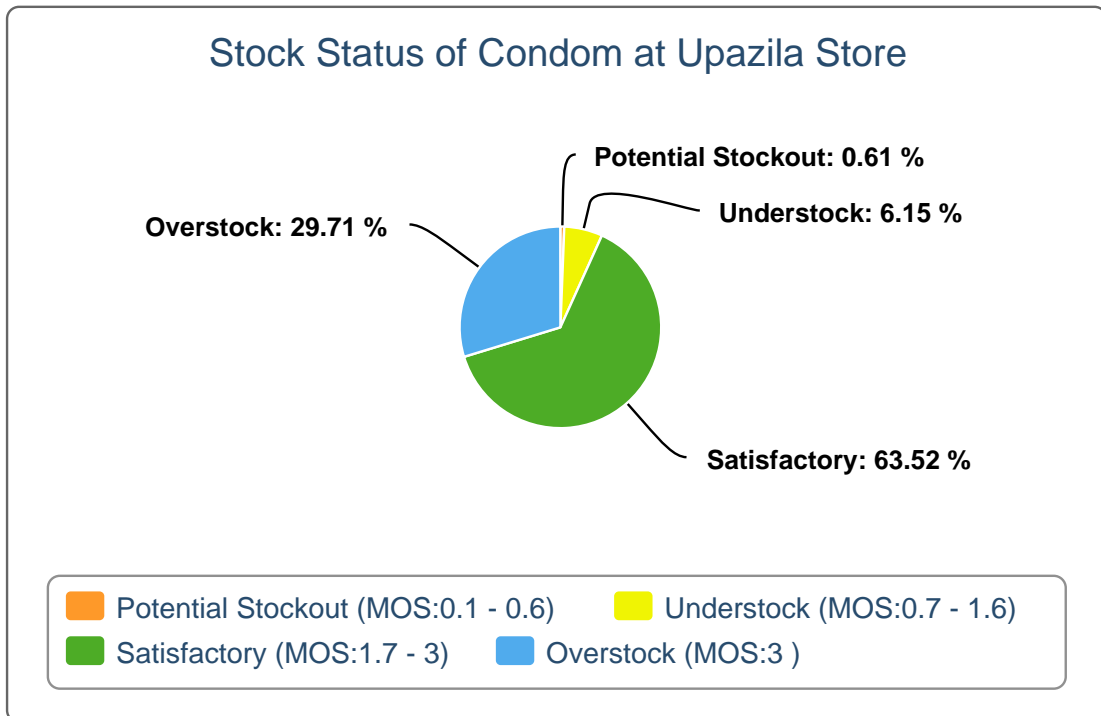


Stock Status at Different Levels January, 2020

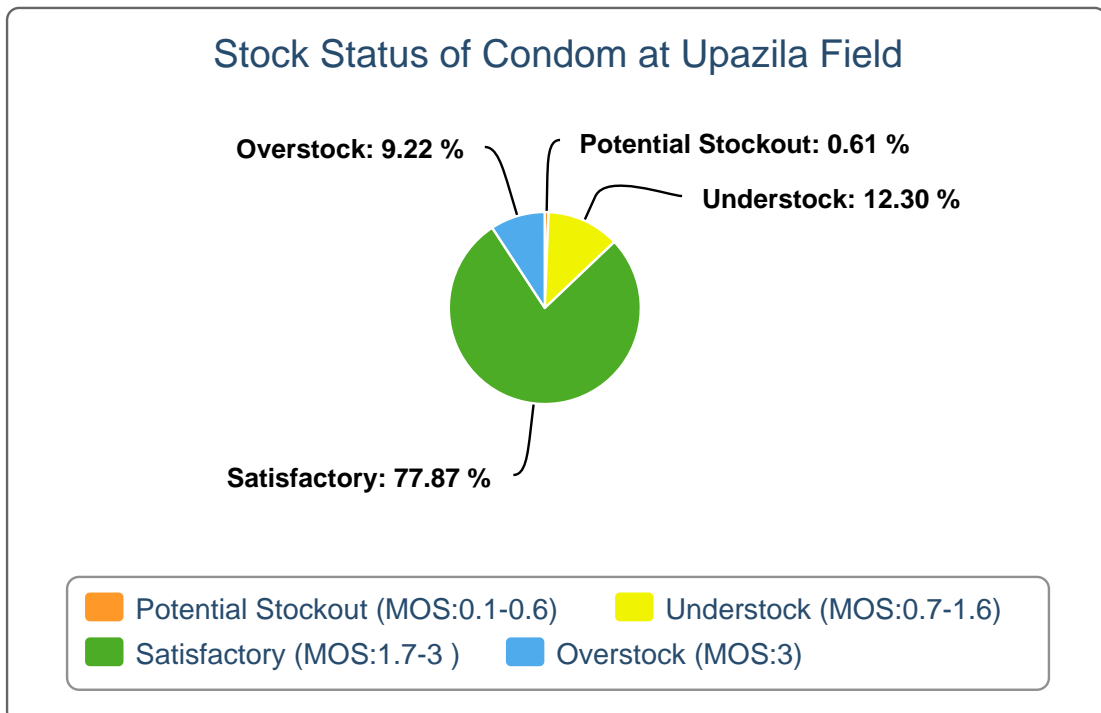
Products	Avg. Consump. of Last 6 Months	CWH Level	MOS	RWH Level	MOS	Upazila Level	MOS	Field Level	MOS	National Level	MOS
Condom	9,526,451	517,300	0.1	11,439,000	1.2	24,518,182	2.6	19,841,581	2.1	56,316,063	5.9
Shukhi	6,583,664	2,026,704	0.3	15,853,211	2.4	17,626,645	2.7	14,598,730	2.2	50,105,290	7.6
IUD	16,972	207,250	12.2	105,793	6.2	54,340	3.2	67,645	4	435,028	25.6
Injectables	897,040	3,141,481	3.5	4,750,900	5.3	2,131,811	2.4	1,859,985	2.1	11,884,177	13.2
Implant (Total)	40,725	222,193	5.5	79,224	1.9	75,449	1.9	93,756	2.3	470,622	11.6

5. Contraceptive Stock Status by Product at Upazila Store and Field

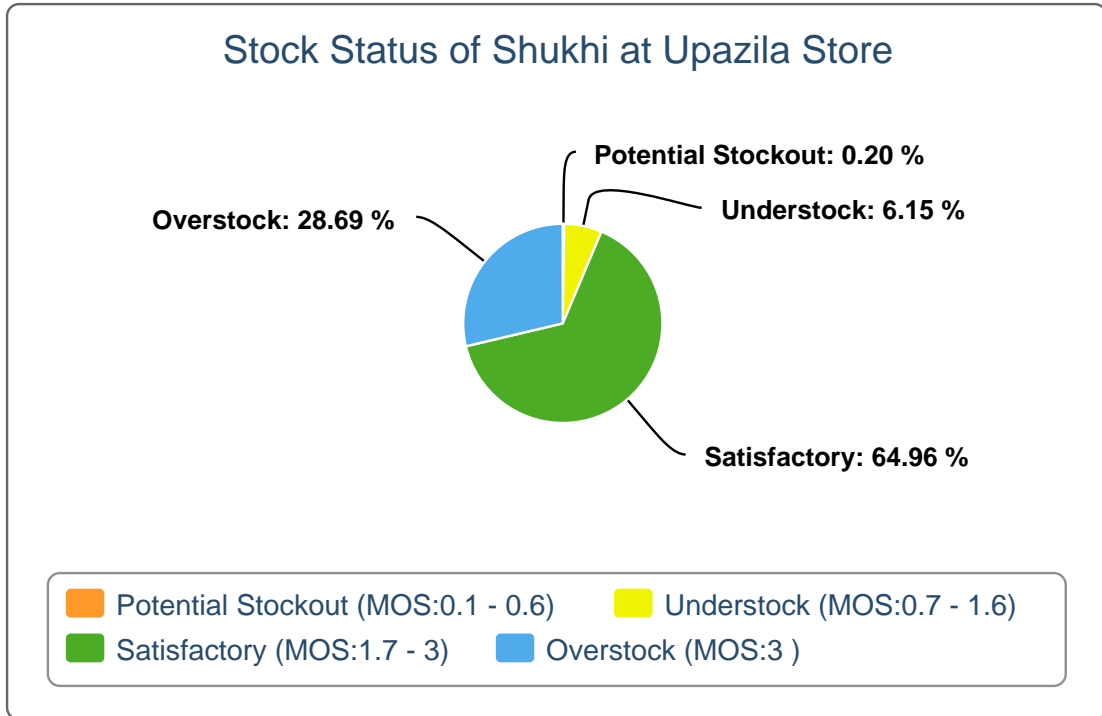
5(a).



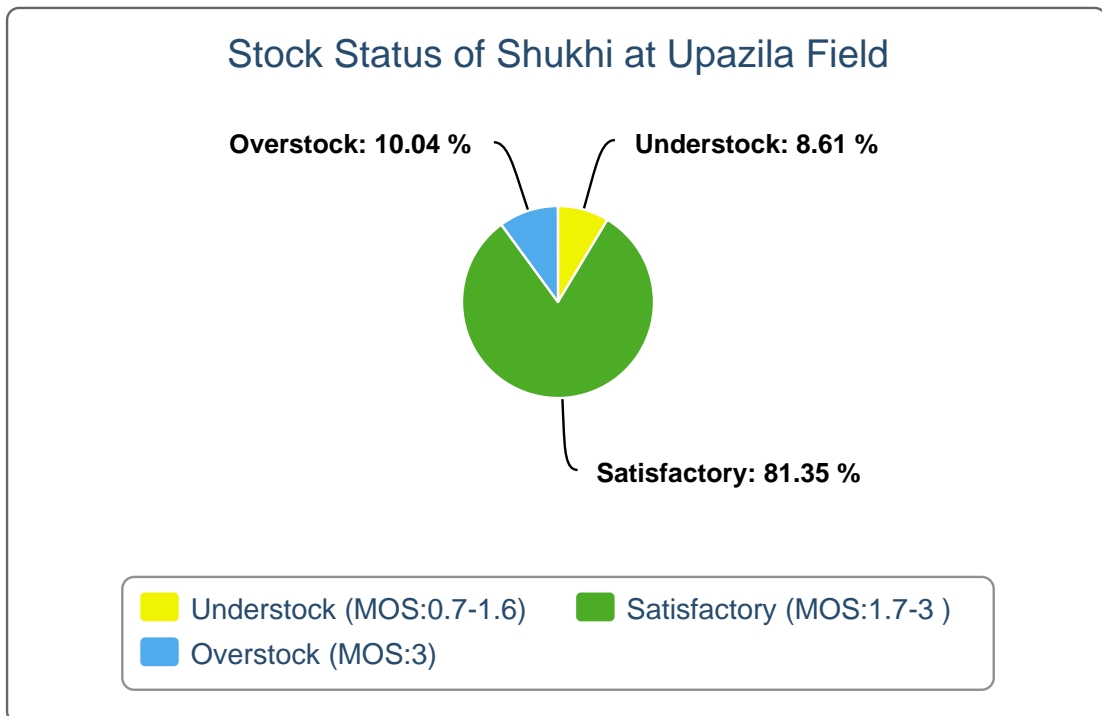
5(b).



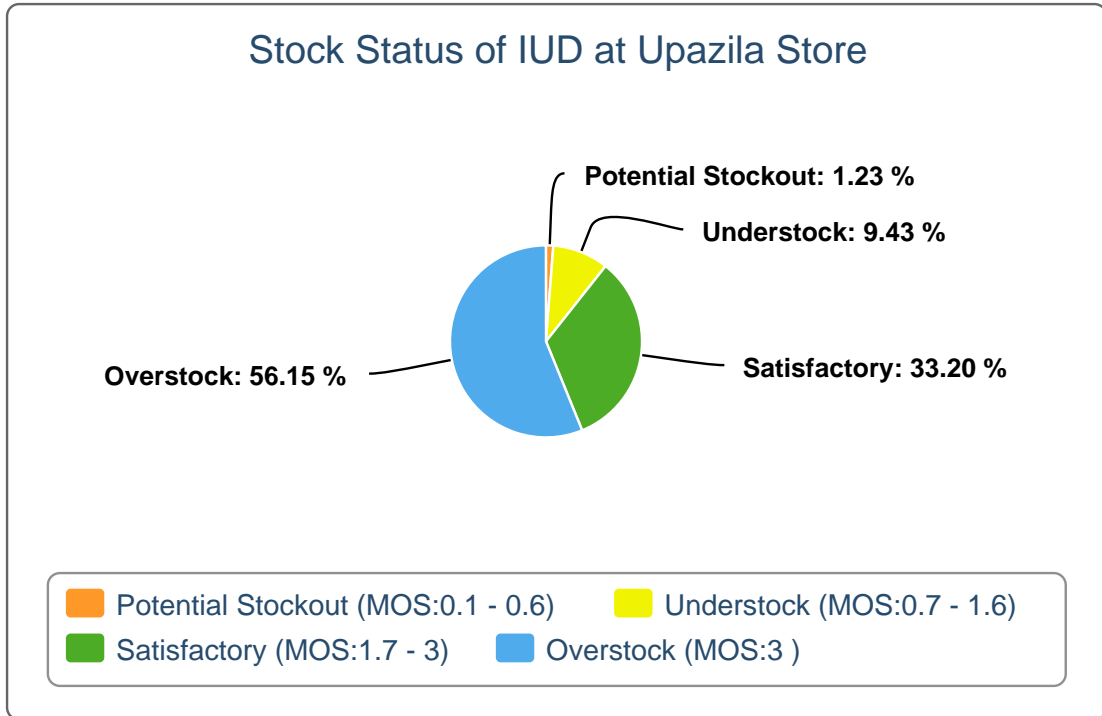
5(c).



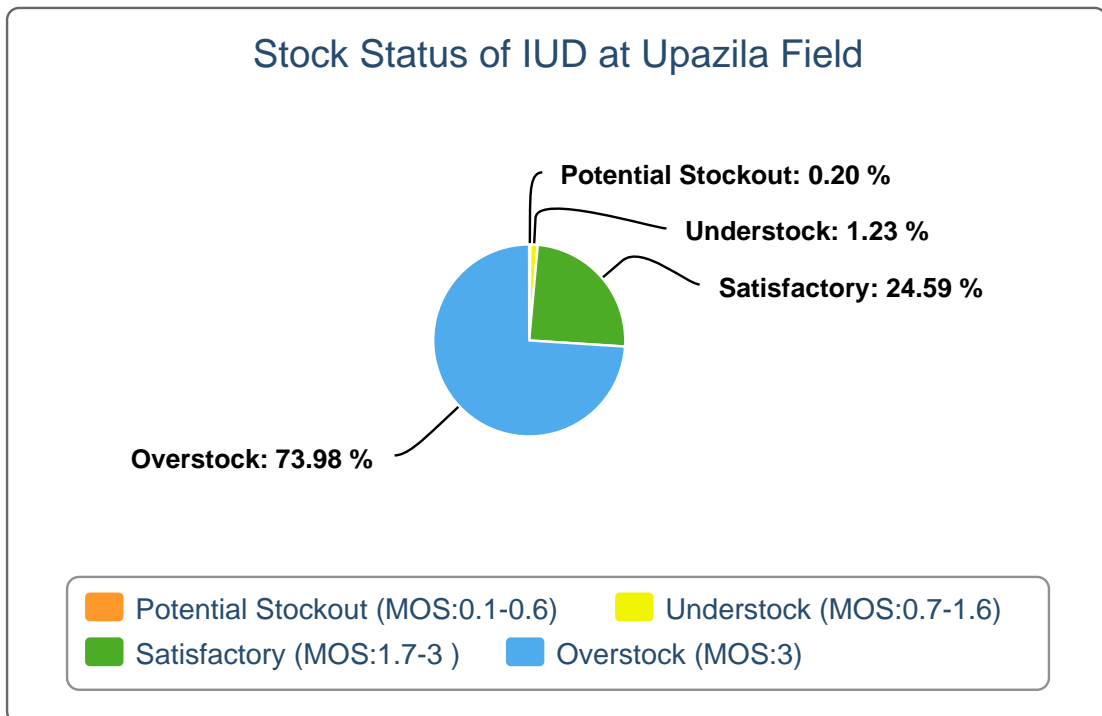
5(d).



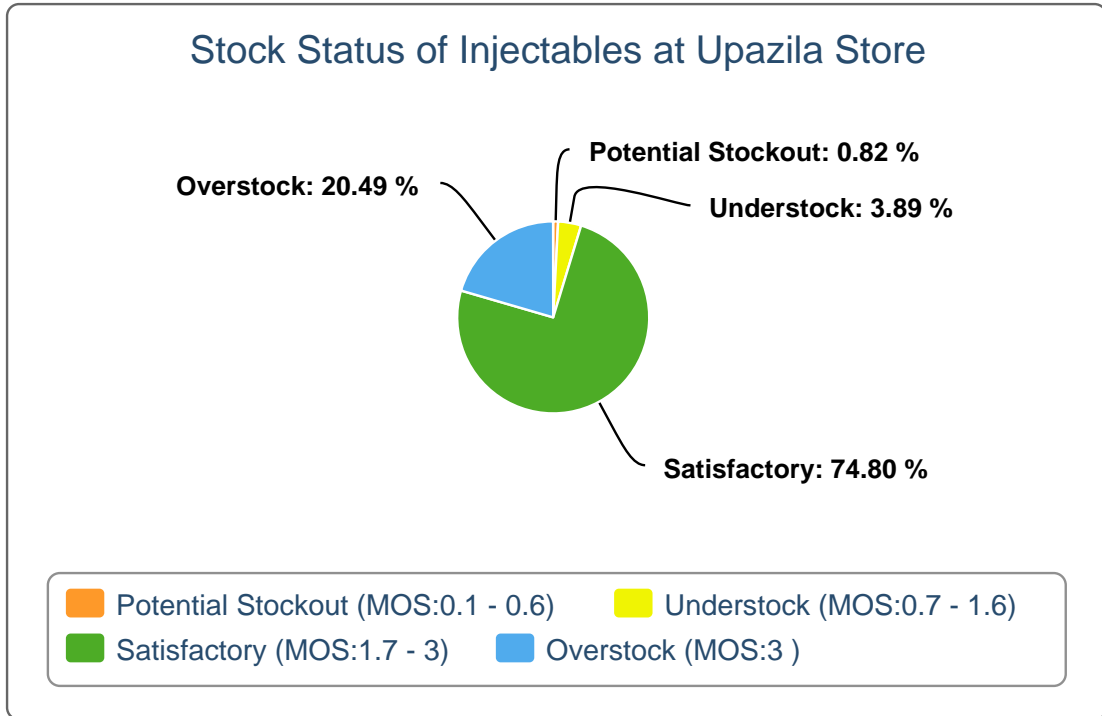
5(e).



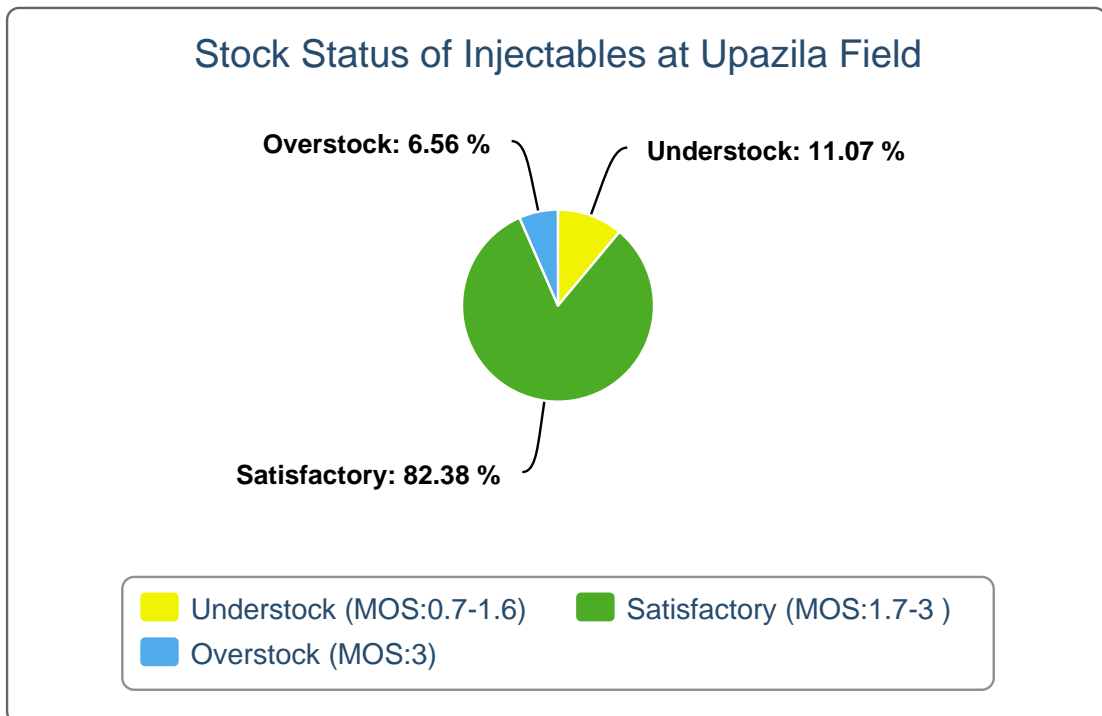
5(f).



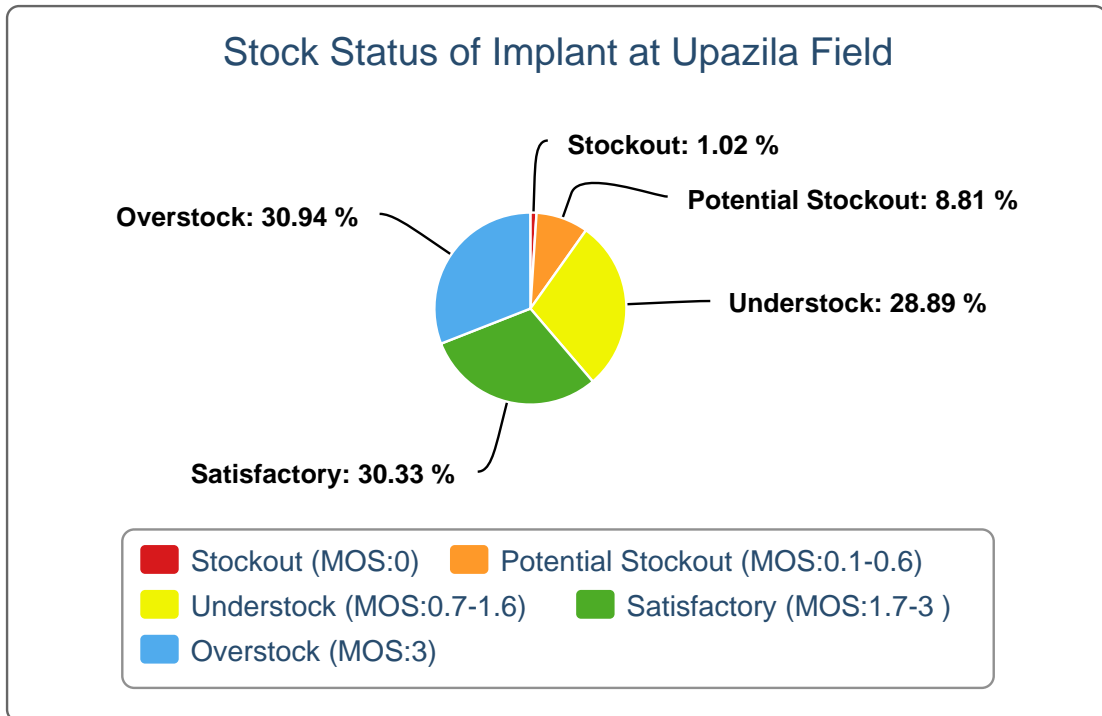
5(g).



5(h).



5(i).



6(a). Contraceptive Stock Status by Product at Regional Warehouses

SL	WH Name	Condom			Shukhi			IUD			Injectables			Implant		
		CBL	AMD	MOS	CBL	AMD	MOS	CBL	AMD	MOS	CBL	AMD	MOS	CBL	AMD	MOS
1	Bandarban RWH	86,400	38,990	2.2	119,520	20,247	5.9	447	148	3.0	18,000	3,000	6.0	1,000	268	3.7
2	Bhola RWH	223,200	100,592	2.2	293,760	81,793	3.6	3,050	257	11.9	101,000	38,785	2.6	4,600	621	7.4
3	Bogura RWH	550,800	565,189	1.0	331,600	372,033	0.9	9,550	721	13.2	48,400	32,173	1.5	1,500	2,854	0.5
4	Chattogram RWH	119,000	503,597	0.2	3,784,001	324,197	11.7	19,730	1,648	12.0	1,495,900	53,666	27.9	20,970	3,107	6.7
5	Cumilla RWH	486,000	524,954	0.9	679,680	344,818	2.0	5,150	1,583	3.3	252,000	64,185	3.9	6,118	2,598	2.4
6	Dhaka CWH	517,300	1,420,321	0.4	2,026,704	758,288	2.7	207,250	2,180	95.1	3,141,481	98,109	32.0	222,193	3,407	65.2
7	Dinajpur RWH	633,600	202,974	3.1	417,600	283,874	1.5	4,050	515	7.9	74,000	35,342	2.1	2,950	2,256	1.3
8	Faridpur RWH	925,200	654,022	1.4	843,840	387,458	2.2	4,500	1,284	3.5	134,000	44,982	3.0	550	3,140	0.2
9	Jamalpur RWH	421,200	330,584	1.3	341,280	242,701	1.4	6,830	352	19.4	48,000	30,208	1.6	7,100	1,310	5.4
10	Jashore RWH	691,200	473,818	1.5	560,160	272,541	2.1	3,900	593	6.6	92,600	41,260	2.2	3,550	1,773	2.0
11	Khulna RWH	3,421,600	644,043	5.3	4,112,810	397,477	10.3	3,500	924	3.8	1,511,500	42,994	35.2	1,200	1,894	0.6
12	Kushtia RWH	388,800	305,464	1.3	374,400	154,302	2.4	586	218	2.7	81,400	32,776	2.5	1,150	818	1.4
13	Mymensingh RWH	1,015,200	695,815	1.5	780,480	731,596	1.1	6,550	1,101	5.9	70,000	55,361	1.3	2,100	3,450	0.6
14	Noakhali RWH	442,800	269,647	1.6	385,920	162,533	2.4	5,375	755	7.1	147,400	40,259	3.7	4,136	1,657	2.5
15	Pabna RWH	450,000	518,788	0.9	349,920	332,418	1.1	3,200	815	3.9	118,600	45,713	2.6	1,950	1,150	1.7
16	Patuakhali RWH	205,200	120,830	1.7	203,040	146,262	1.4	7,350	431	17.1	89,600	25,497	3.5	3,500	1,675	2.1
17	Rajshahi RWH	54,000	643,875	0.1	459,360	285,724	1.6	3,900	500	7.8	58,800	33,386	1.8	3,200	1,641	2.0
18	Rangamati RWH	108,000	45,656	2.4	60,480	34,728	1.7	425	124	3.4	14,000	3,287	4.3	1,250	247	5.1
19	Rangpur RWH	320,400	556,949	0.6	547,200	627,912	0.9	6,600	1,553	4.2	211,000	101,468	2.1	3,650	3,521	1.0
20	Sylhet RWH	766,800	587,243	1.3	613,440	356,010	1.7	6,900	792	8.7	118,700	49,440	2.4	5,150	2,337	2.2
21	Tangail RWH	129,600	323,100	0.4	594,720	266,752	2.2	4,200	478	8.8	66,000	25,149	2.6	3,600	1,001	3.6

6(b). Contraceptive Stock Status by Product at Upazila

SL	Warehouse Name	Upazila Name	Condom			Shukhi			IUD			Injectables			Implant		
			CBL	AMD	MOS	CBL	AMD	MOS	CBL	AMD	MOS	CBL	AMD	MOS	CBL	AMD	MOS
1	Bandarban RWH	Alikadam	21,600	10,943	2.0	5,922	2,802	2.1	51	19	2.7	2,139	501	4.3	152	56	2.7
2	Bandarban RWH	Bandarban Sadar	9,028	4,116	2.2	8,240	3,920	2.1	63	33	1.9	2,379	611	3.9	137	64	2.1
3	Bandarban RWH	Lama	14,604	5,918	2.5	10,575	4,371	2.4	71	50	1.4	1,873	721	2.6	214	63	3.4
4	Bandarban RWH	Naikhongchhari	16,620	8,213	2.0	5,505	3,988	1.4	4	13	0.3	1,406	732	1.9	35	13	2.7
5	Bandarban RWH	Rowangchhari	10,788	2,040	5.3	3,345	2,073	1.6	3	7	0.4	353	143	2.5	97	31	3.1
6	Bandarban RWH	Ruma	13,124	5,241	2.5	4,641	1,454	3.2	9	13	0.7	464	128	3.6	55	17	3.2
7	Bandarban RWH	Thanchi	8,652	2,519	3.4	4,095	1,639	2.5	50	13	3.8	1,033	164	6.3	120	24	5.0
8	Bhola RWH	Bhola Sadar	23,808	12,574	1.9	17,853	9,807	1.8	159	81	2.0	10,599	5,071	2.1	391	174	2.2
9	Bhola RWH	Burhanuddin	12,718	4,636	2.7	16,410	7,575	2.2	106	23	4.6	4,220	1,508	2.8	330	68	4.9
10	Bhola RWH	Char Fasson	43,000	21,967	2.0	33,600	15,826	2.1	78	37	2.1	17,073	8,977	1.9	142	105	1.4
11	Bhola RWH	Daulat Khan	20,000	6,106	3.3	15,735	6,855	2.3	53	12	4.4	8,600	3,876	2.2	80	36	2.2
12	Bhola RWH	Hizla	15,260	7,580	2.0	11,760	5,319	2.2	63	16	3.9	3,643	1,478	2.5	330	23	14.3
13	Bhola RWH	Lalmohan	53,210	16,522	3.2	28,665	12,761	2.2	78	32	2.4	13,810	6,602	2.1	100	83	1.2
14	Bhola RWH	Manpura	9,400	4,054	2.3	5,287	2,347	2.3	9	5	1.8	4,200	1,838	2.3	19	36	0.5
15	Bhola RWH	Mehendiganj	31,788	13,036	2.4	22,440	10,043	2.2	70	29	2.4	9,638	4,597	2.1	200	25	8.0
16	Bhola RWH	Muladi	17,472	8,594	2.0	16,093	6,977	2.3	54	12	4.5	3,844	1,800	2.1	100	32	3.1
17	Bhola RWH	Tazumuddin	21,488	5,523	3.9	20,355	4,283	4.8	50	10	5.0	6,420	3,038	2.1	42	39	1.1
18	Bogura RWH	Adamdighi	42,000	10,480	4.0	21,240	5,808	3.7	67	27	2.5	1,312	308	4.3	100	67	1.5
19	Bogura RWH	Akkelpur	33,600	5,993	5.6	11,295	5,629	2.0	101	14	7.2	2,137	441	4.8	300	81	3.7
20	Bogura RWH	Atrai	39,500	12,678	3.1	30,910	11,392	2.7	157	10	15.7	2,086	481	4.3	150	53	2.8
21	Bogura RWH	Badalgachhi	70,484	13,947	5.1	30,765	13,332	2.3	40	9	4.4	4,600	1,579	2.9	200	57	3.5
22	Bogura RWH	Bogura Sadar	88,140	67,382	1.3	10,535	12,684	0.8	9	88	0.1	3,257	1,893	1.7	62	242	0.3
23	Bogura RWH	Dhamoirhat	66,282	11,683	5.7	53,025	9,574	5.5	114	14	8.1	6,140	1,158	5.3	250	25	10.0
24	Bogura RWH	Dhunat	69,700	32,022	2.2	37,520	18,502	2.0	70	23	3.0	4,298	1,986	2.2	200	127	1.6
25	Bogura RWH	Dhupchanchia	34,800	8,929	3.9	26,655	7,703	3.5	74	19	3.9	2,591	776	3.3	200	122	1.6

SL	Warehouse Name	Upazila Name	Condom			Shukhi			IUD			Injectables			Implant		
			CBL	AMD	MOS	CBL	AMD	MOS	CBL	AMD	MOS	CBL	AMD	MOS	CBL	AMD	MOS
26	Bogura RWH	Gabtali	93,456	36,805	2.5	35,385	18,013	2.0	59	13	4.5	6,168	2,575	2.4	200	122	1.6
27	Bogura RWH	Ghoraghat	20,700	5,653	3.7	9,495	5,820	1.6	4	16	0.3	559	352	1.6	50	72	0.7
28	Bogura RWH	Hakimpur	900	7,375	0.1	7,461	3,551	2.1	58	11	5.3	501	246	2.0	0	48	0.0
29	Bogura RWH	Joypurhat Sadar	57,112	22,402	2.5	20,490	11,525	1.8	140	43	3.3	3,117	927	3.4	450	222	2.0
30	Bogura RWH	Kahaloo	47,544	17,974	2.6	24,405	10,675	2.3	79	35	2.3	2,048	939	2.2	200	144	1.4
31	Bogura RWH	Kalai	43,880	7,382	5.9	43,100	8,236	5.2	120	14	8.6	2,655	501	5.3	300	79	3.8
32	Bogura RWH	Khetlal	45,308	8,391	5.4	31,695	4,734	6.7	26	12	2.2	1,879	257	7.3	200	83	2.4
33	Bogura RWH	Mahadebpur	113,556	15,908	7.1	98,820	15,523	6.4	80	15	5.3	6,762	893	7.6	20	59	0.3
34	Bogura RWH	Manda	88,900	23,466	3.8	75,600	29,594	2.6	278	80	3.5	8,644	1,939	4.5	60	89	0.7
35	Bogura RWH	Nandigram	30,500	9,757	3.1	25,710	11,120	2.3	15	5	3.0	1,210	416	2.9	100	47	2.1
36	Bogura RWH	Naogaon Sadar	153,932	25,422	6.1	74,490	17,451	4.3	211	24	8.8	9,673	1,407	6.9	304	104	2.9
37	Bogura RWH	Niamatpur	125,880	17,659	7.1	82,350	14,906	5.5	108	19	5.7	5,514	908	6.1	250	67	3.7
38	Bogura RWH	Panchbibi	16,253	14,809	1.1	8,898	8,968	1.0	27	19	1.4	230	774	0.3	102	155	0.7
39	Bogura RWH	Patnitala	48,900	13,594	3.6	40,247	10,318	3.9	34	14	2.4	2,693	582	4.6	252	60	4.2
40	Bogura RWH	Porsha	49,320	10,376	4.8	40,785	8,618	4.7	41	15	2.7	2,129	499	4.3	50	27	1.9
41	Bogura RWH	Raninagar	52,108	13,427	3.9	33,270	12,112	2.7	145	8	18.1	2,519	506	5.0	50	35	1.4
42	Bogura RWH	Sapahar	58,358	10,668	5.5	40,877	10,011	4.1	22	10	2.2	4,261	1,021	4.2	100	40	2.5
43	Bogura RWH	Sariakandi	43,140	13,347	3.2	28,125	8,212	3.4	83	34	2.4	2,510	1,169	2.1	200	154	1.3
44	Bogura RWH	Shajahanpur	67,088	47,234	1.4	35,600	17,261	2.1	105	32	3.3	4,565	1,180	3.9	50	129	0.4
45	Bogura RWH	Sherpur	78,300	34,742	2.3	40,500	18,781	2.2	103	25	4.1	4,546	1,783	2.5	0	114	0.0
46	Bogura RWH	Shibganj	34,400	24,256	1.4	22,740	22,860	1.0	50	14	3.6	3,900	3,526	1.1	50	109	0.5
47	Bogura RWH	Sonatola	51,200	21,428	2.4	41,955	19,120	2.2	130	59	2.2	2,594	1,151	2.3	100	121	0.8
48	Chattogram RWH	Anowara	27,600	11,151	2.5	23,025	10,343	2.2	70	32	2.2	2,160	950	2.3	200	50	4.0
49	Chattogram RWH	Banshkhali	34,728	14,088	2.5	27,750	12,200	2.3	266	38	7.0	5,216	2,208	2.4	402	212	1.9
50	Chattogram RWH	Boalkhali	19,028	10,071	1.9	21,689	10,428	2.1	53	34	1.6	1,170	516	2.3	100	45	2.2

SL	Warehouse Name	Upazila Name	Condom			Shukhi			IUD			Injectables			Implant		
			CBL	AMD	MOS	CBL	AMD	MOS	CBL	AMD	MOS	CBL	AMD	MOS	CBL	AMD	MOS
51	Chattogram RWH	Chakaria	34,056	18,374	1.9	27,130	14,752	1.8	184	71	2.6	7,605	3,621	2.1	420	152	2.8
52	Chattogram RWH	Chandanaish	17,700	9,447	1.9	17,790	8,000	2.2	109	41	2.7	1,797	853	2.1	1	58	0.0
53	Chattogram RWH	Cox's Bazar Sadar	65,212	29,341	2.2	38,655	17,361	2.2	136	62	2.2	5,806	3,169	1.8	615	111	5.5
54	Chattogram RWH	Dighinala	19,836	8,321	2.4	17,415	8,332	2.1	64	24	2.7	2,045	972	2.1	200	53	3.8
55	Chattogram RWH	Double Mooring	88,836	59,189	1.5	27,030	13,346	2.0	473	247	1.9	9,208	4,234	2.2	372	261	1.4
56	Chattogram RWH	Fatikchhari	57,600	25,494	2.3	32,120	17,230	1.9	93	37	2.5	4,878	2,308	2.1	50	189	0.3
57	Chattogram RWH	Hathazari	65,757	32,577	2.0	33,415	16,822	2.0	205	36	5.7	2,479	1,274	1.9	100	65	1.5
58	Chattogram RWH	Khagrachhari Sadar	12,392	6,485	1.9	12,375	6,052	2.0	80	65	1.2	1,512	747	2.0	80	21	3.8
59	Chattogram RWH	Kutubdia	18,408	2,791	6.6	20,040	3,337	6.0	106	16	6.6	5,500	1,077	5.1	300	170	1.8
60	Chattogram RWH	Lakshmichhari	17,352	1,518	11.4	11,580	2,314	5.0	62	10	6.2	294	106	2.8	100	15	6.7
61	Chattogram RWH	Lohagara	17,362	7,403	2.3	17,205	8,213	2.1	198	21	9.4	2,834	1,418	2.0	150	39	3.8
62	Chattogram RWH	Mahalchhari	12,908	3,312	3.9	11,550	4,218	2.7	68	8	8.5	713	300	2.4	20	46	0.4
63	Chattogram RWH	Maheshkhali	16,596	8,439	2.0	33,665	16,628	2.0	100	46	2.2	5,786	3,022	1.9	500	93	5.4
64	Chattogram RWH	Manikchhari	6,896	1,402	4.9	5,010	1,867	2.7	75	4	18.8	1,256	509	2.5	120	16	7.5
65	Chattogram RWH	Matiranga	16,000	7,394	2.2	16,075	7,395	2.2	135	33	4.1	2,021	908	2.2	302	89	3.4
66	Chattogram RWH	Mirsharai	34,860	14,572	2.4	30,559	13,823	2.2	140	63	2.2	4,541	2,188	2.1	400	80	5.0
67	Chattogram RWH	Panchhari	11,344	4,023	2.8	9,645	4,464	2.2	42	10	4.2	452	212	2.1	150	29	5.2
68	Chattogram RWH	Panchlaish	50,584	47,610	1.1	17,910	10,334	1.7	300	163	1.8	6,262	3,190	2.0	219	140	1.6
69	Chattogram RWH	Patiya	46,900	22,409	2.1	39,075	18,980	2.1	290	168	1.7	4,310	2,184	2.0	120	162	0.7
70	Chattogram RWH	Pekua	22,800	7,415	3.1	14,325	6,673	2.1	90	23	3.9	4,871	2,296	2.1	400	78	5.1
71	Chattogram RWH	Ramgarh	9,664	3,967	2.4	10,815	4,470	2.4	27	5	5.4	614	271	2.3	95	41	2.3
72	Chattogram RWH	Ramu	18,396	8,504	2.2	13,725	6,890	2.0	97	35	2.8	4,612	2,346	2.0	350	99	3.5
73	Chattogram RWH	Rangunia	55,312	21,681	2.6	29,910	13,224	2.3	152	70	2.2	3,428	1,677	2.0	300	58	5.2
74	Chattogram RWH	Raozan	41,014	17,720	2.3	23,745	11,961	2.0	120	71	1.7	2,509	1,337	1.9	400	154	2.6
75	Chattogram RWH	Sandwip	43,822	9,069	4.8	44,310	11,019	4.0	199	42	4.7	9,531	1,141	8.4	150	99	1.5

SL	Warehouse Name	Upazila Name	Condom			Shukhi			IUD			Injectables			Implant		
			CBL	AMD	MOS	CBL	AMD	MOS	CBL	AMD	MOS	CBL	AMD	MOS	CBL	AMD	MOS
76	Chattogram RWH	Satkania	30,560	13,273	2.3	21,555	10,044	2.1	148	30	4.9	1,834	884	2.1	250	85	2.9
77	Chattogram RWH	Sitakunda	41,912	20,725	2.0	28,140	13,420	2.1	160	61	2.6	3,697	1,794	2.1	100	66	1.5
78	Chattogram RWH	Teknaf	59,752	30,415	2.0	28,700	14,346	2.0	98	51	1.9	8,904	4,555	2.0	50	108	0.5
79	Chattogram RWH	Ukhia	71,004	25,417	2.8	12,505	5,711	2.2	299	31	9.6	6,693	1,399	4.8	550	223	2.5
80	Cumilla RWH	Akhaura	39,200	7,310	5.4	35,376	5,132	6.9	150	12	12.5	2,757	734	3.8	60	30	2.0
81	Cumilla RWH	Ashuganj	88,332	15,370	5.7	37,180	6,566	5.7	216	26	8.3	4,873	828	5.9	200	53	3.8
82	Cumilla RWH	Banchhampur	114,300	16,509	6.9	61,095	8,860	6.9	163	32	5.1	6,574	1,983	3.3	400	196	2.0
83	Cumilla RWH	Barura	51,540	18,693	2.8	31,925	17,567	1.8	227	56	4.1	4,340	3,002	1.4	300	52	5.8
84	Cumilla RWH	Bijoyagar	82,308	14,863	5.5	47,956	9,613	5.0	149	23	6.5	3,293	1,624	2.0	200	49	4.1
85	Cumilla RWH	Brahman Para	47,064	6,784	6.9	36,055	7,410	4.9	109	24	4.5	2,384	688	3.5	100	46	2.2
86	Cumilla RWH	Brahmanbaria Sadar	159,020	23,708	6.7	94,335	9,682	9.7	235	60	3.9	4,227	2,283	1.9	20	113	0.2
87	Cumilla RWH	Burichang	88,100	24,797	3.6	44,815	14,751	3.0	212	68	3.1	5,811	1,930	3.0	250	99	2.5
88	Cumilla RWH	Chandina	95,924	16,509	5.8	47,000	14,472	3.2	114	50	2.3	5,239	2,690	1.9	200	44	4.5
89	Cumilla RWH	Chandpur Sadar	81,200	15,087	5.4	50,980	13,058	3.9	313	117	2.7	5,776	2,576	2.2	400	148	2.7
90	Cumilla RWH	Chauddagam	88,652	17,850	5.0	46,875	14,879	3.2	314	37	8.5	4,354	3,444	1.3	100	46	2.2
91	Cumilla RWH	Cumilla Adarsha Sadar	67,600	39,341	1.7	37,960	16,548	2.3	100	133	0.8	4,028	3,104	1.3	232	171	1.4
92	Cumilla RWH	Cumilla Sadar Dakshin	74,000	18,226	4.1	27,435	15,634	1.8	240	49	4.9	2,201	2,843	0.8	190	58	3.3
93	Cumilla RWH	Daudkandi	94,428	10,956	8.6	40,395	8,736	4.6	237	70	3.4	3,829	1,679	2.3	100	39	2.6
94	Cumilla RWH	Debidwar	158,400	18,964	8.4	47,495	15,186	3.1	96	129	0.7	5,378	2,901	1.9	200	53	3.8
95	Cumilla RWH	Faridganj	120,800	11,642	10.4	58,920	10,278	5.7	220	69	3.2	5,935	2,703	2.2	100	196	0.5
96	Cumilla RWH	Haim Char	25,000	2,852	8.8	18,675	3,932	4.7	91	6	15.2	2,416	453	5.3	100	34	2.9
97	Cumilla RWH	Hajiganj	84,400	7,386	11.4	65,400	10,101	6.5	268	42	6.4	5,781	1,956	3.0	300	95	3.2
98	Cumilla RWH	Homna	101,396	14,125	7.2	57,255	6,788	8.4	227	36	6.3	3,604	1,219	3.0	222	36	6.2
99	Cumilla RWH	Kachua	138,928	14,622	9.5	63,975	12,042	5.3	256	52	4.9	1,565	3,665	0.4	200	75	2.7
100	Cumilla RWH	Kasba	89,300	20,709	4.3	51,090	12,665	4.0	88	28	3.1	2,608	1,216	2.1	100	72	1.4

SL	Warehouse Name	Upazila Name	Condom			Shukhi			IUD			Injectables			Implant		
			CBL	AMD	MOS	CBL	AMD	MOS	CBL	AMD	MOS	CBL	AMD	MOS	CBL	AMD	MOS
101	Cumilla RWH	Laksam	77,100	12,074	6.4	41,520	8,390	4.9	98	45	2.2	4,326	1,702	2.5	160	51	3.1
102	Cumilla RWH	Manoharganj	66,900	9,859	6.8	45,045	7,771	5.8	124	13	9.5	2,894	1,170	2.5	100	35	2.9
103	Cumilla RWH	Matlab Dakshin	83,900	13,857	6.1	48,837	6,752	7.2	324	35	9.3	4,207	1,779	2.4	115	59	1.9
104	Cumilla RWH	Matlab Uttar	76,300	17,582	4.3	44,230	10,533	4.2	139	63	2.2	3,856	1,512	2.6	150	113	1.3
105	Cumilla RWH	Meghna	50,750	5,353	9.5	39,705	3,902	10.2	80	18	4.4	2,655	834	3.2	145	71	2.0
106	Cumilla RWH	Muradnagar	87,108	36,987	2.4	47,970	17,991	2.7	165	93	1.8	4,191	3,058	1.4	300	84	3.6
107	Cumilla RWH	Nabinagar	136,244	25,692	5.3	64,530	14,313	4.5	117	16	7.3	4,914	1,853	2.7	200	103	1.9
108	Cumilla RWH	Nangalkot	82,400	22,005	3.7	47,295	9,981	4.7	268	44	6.1	4,994	2,514	2.0	200	84	2.4
109	Cumilla RWH	Nasirnagar	81,552	14,508	5.6	36,490	11,354	3.2	170	35	4.9	3,231	1,153	2.8	100	81	1.2
110	Cumilla RWH	Sarail	97,000	16,558	5.9	52,695	9,544	5.5	125	30	4.2	4,484	1,686	2.7	300	108	2.8
111	Cumilla RWH	Shahrasti	29,800	4,123	7.2	44,445	6,238	7.1	169	23	7.3	3,841	1,951	2.0	100	61	1.6
112	Cumilla RWH	Titas	83,952	10,053	8.4	44,070	4,149	10.6	130	49	2.7	2,651	1,452	1.8	217	43	5.0
113	Dhaka CWH	Araihazar	25,200	13,810	1.8	34,575	21,217	1.6	140	44	3.2	4,610	2,284	2.0	200	108	1.9
114	Dhaka CWH	Bandar	86,868	42,031	2.1	34,990	16,997	2.1	40	34	1.2	4,221	2,276	1.9	270	77	3.5
115	Dhaka CWH	Belabo	27,972	11,929	2.3	21,090	10,135	2.1	76	21	3.6	2,166	1,059	2.0	200	73	2.7
116	Dhaka CWH	Daulatpur	26,668	12,527	2.1	19,755	9,546	2.1	127	10	12.7	1,933	995	1.9	310	74	4.2
117	Dhaka CWH	Dhamrai	37,500	26,993	1.4	29,041	22,679	1.3	171	129	1.3	3,420	1,567	2.2	100	72	1.4
118	Dhaka CWH	Dohar	43,940	13,058	3.4	16,068	6,822	2.4	80	20	4.0	1,831	601	3.0	50	53	0.9
119	Dhaka CWH	Gazaria	20,644	8,742	2.4	19,590	7,853	2.5	114	12	9.5	1,298	562	2.3	171	34	5.0
120	Dhaka CWH	Gazipur Sadar	65,956	48,117	1.4	42,120	21,748	1.9	183	42	4.4	4,062	1,918	2.1	0	84	0.0
121	Dhaka CWH	Ghior	42,084	20,275	2.1	19,755	9,537	2.1	155	13	11.9	2,066	997	2.1	200	41	4.9
122	Dhaka CWH	Harirampur	41,244	18,163	2.3	13,095	5,874	2.2	181	10	18.1	864	424	2.0	20	66	0.3
123	Dhaka CWH	Kaliakair	48,344	25,402	1.9	38,510	19,631	2.0	124	24	5.2	1,583	793	2.0	0	63	0.0
124	Dhaka CWH	Kaliganj	55,472	26,003	2.1	26,880	15,147	1.8	216	13	16.6	2,602	1,278	2.0	300	32	9.4
125	Dhaka CWH	Kapasia	40,608	17,641	2.3	26,520	12,437	2.1	85	13	6.5	1,395	683	2.0	100	65	1.5

SL	Warehouse Name	Upazila Name	Condom			Shukhi			IUD			Injectables			Implant		
			CBL	AMD	MOS	CBL	AMD	MOS	CBL	AMD	MOS	CBL	AMD	MOS	CBL	AMD	MOS
126	Dhaka CWH	Keraniganj	61,468	46,812	1.3	37,440	25,603	1.5	151	93	1.6	5,100	2,998	1.7	256	144	1.8
127	Dhaka CWH	Lohajang	30,248	11,436	2.6	18,405	6,480	2.8	82	18	4.6	2,212	816	2.7	100	49	2.0
128	Dhaka CWH	Manikganj Sadar	57,300	44,483	1.3	32,640	16,157	2.0	189	30	6.3	3,329	1,779	1.9	400	128	3.1
129	Dhaka CWH	Manohardi	47,600	23,904	2.0	21,795	11,845	1.8	102	42	2.4	4,790	2,126	2.3	0	53	0.0
130	Dhaka CWH	Mirpur	99,600	149,399	0.7	56,145	31,383	1.8	545	295	1.8	17,796	8,631	2.1	150	354	0.4
131	Dhaka CWH	Munshiganj Sadar	62,726	29,701	2.1	36,942	17,871	2.1	75	31	2.4	3,469	1,667	2.1	100	74	1.4
132	Dhaka CWH	Narayanganj Sadar	118,976	90,722	1.3	66,270	49,830	1.3	176	83	2.1	11,580	8,423	1.4	130	189	0.7
133	Dhaka CWH	Narsingdi Sadar	129,391	71,019	1.8	65,823	64,455	1.0	22	108	0.2	15,803	10,731	1.5	30	140	0.2
134	Dhaka CWH	Nawabganj	31,280	23,183	1.3	15,306	12,266	1.2	45	24	1.9	845	943	0.9	400	56	7.1
135	Dhaka CWH	Palash	27,000	11,164	2.4	23,205	10,530	2.2	10	22	0.5	2,333	1,209	1.9	0	50	0.0
136	Dhaka CWH	Roypura	109,512	53,648	2.0	75,585	21,760	3.5	206	89	2.3	18,311	7,319	2.5	528	42	12.6
137	Dhaka CWH	Rupganj	81,676	38,013	2.1	65,485	32,309	2.0	166	52	3.2	6,279	3,159	2.0	0	88	0.0
138	Dhaka CWH	Saturia	13,100	9,929	1.3	15,315	7,960	1.9	130	21	6.2	987	702	1.4	100	63	1.6
139	Dhaka CWH	Savar	34,240	78,804	0.4	20,926	31,354	0.7	176	128	1.4	8,180	3,934	2.1	300	142	2.1
140	Dhaka CWH	Serajdikhan	39,524	17,508	2.3	36,120	16,206	2.2	81	37	2.2	3,120	1,453	2.1	200	54	3.7
141	Dhaka CWH	Shibalaya	26,400	17,600	1.5	17,790	8,675	2.1	77	15	5.1	3,245	1,501	2.2	200	63	3.2
142	Dhaka CWH	Shibpur	45,312	21,911	2.1	30,855	15,308	2.0	129	29	4.4	3,839	1,819	2.1	0	71	0.0
143	Dhaka CWH	Singair	52,580	26,946	2.0	28,040	13,587	2.1	38	19	2.0	1,839	913	2.0	10	82	0.1
144	Dhaka CWH	Sonargaon	61,780	29,533	2.1	44,445	21,337	2.1	203	56	3.6	5,848	2,855	2.0	100	73	1.4
145	Dhaka CWH	Sreenagar	72,856	32,641	2.2	35,870	16,717	2.1	100	34	2.9	3,647	1,464	2.5	400	47	8.5
146	Dhaka CWH	Sreepur	57,860	32,089	1.8	38,385	26,020	1.5	100	29	3.4	3,790	1,921	2.0	200	94	2.1
147	Dhaka CWH	Tejgaon	495,000	237,960	2.1	433,800	103,638	4.2	975	478	2.0	29,900	15,103	2.0	260	397	0.7
148	Dhaka CWH	Tongi	65,998	25,634	2.6	22,650	8,151	2.8	125	54	2.3	3,975	754	5.3	180	87	2.1
149	Dhaka CWH	Tongibari	25,972	11,591	2.2	19,665	9,223	2.1	85	8	10.6	902	452	2.0	300	25	12.0
150	Dinajpur RWH	Atwari	37,892	4,934	7.7	51,827	8,764	5.9	84	12	7.0	2,533	1,053	2.4	100	34	2.9

SL	Warehouse Name	Upazila Name	Condom			Shukhi			IUD			Injectables			Implant		
			CBL	AMD	MOS	CBL	AMD	MOS	CBL	AMD	MOS	CBL	AMD	MOS	CBL	AMD	MOS
151	Dinajpur RWH	Baliadangi	29,152	5,056	5.8	58,590	8,454	6.9	68	12	5.7	4,646	1,903	2.4	0	33	0.0
152	Dinajpur RWH	Biral	29,526	8,945	3.3	66,525	10,834	6.1	53	23	2.3	2,148	1,060	2.0	10	102	0.1
153	Dinajpur RWH	Birampur	16,500	6,180	2.7	57,660	5,774	10.0	34	14	2.4	949	277	3.4	100	60	1.7
154	Dinajpur RWH	Birganj	31,044	10,753	2.9	57,060	19,989	2.9	100	51	2.0	4,413	1,655	2.7	300	240	1.3
155	Dinajpur RWH	Bochaganj	22,258	6,119	3.6	50,595	8,989	5.6	108	33	3.3	1,507	610	2.5	100	125	0.8
156	Dinajpur RWH	Boda	28,300	10,296	2.7	38,940	18,402	2.1	82	15	5.5	6,469	2,535	2.6	0	120	0.0
157	Dinajpur RWH	Chirirbandar	22,140	7,827	2.8	42,135	14,340	2.9	98	17	5.8	2,637	1,144	2.3	100	158	0.6
158	Dinajpur RWH	Debiganj	48,800	11,533	4.2	64,440	24,012	2.7	66	30	2.2	8,648	3,700	2.3	0	87	0.0
159	Dinajpur RWH	Dinajpur Sadar	54,600	26,088	2.1	65,400	19,693	3.3	139	46	3.0	6,557	2,767	2.4	50	304	0.2
160	Dinajpur RWH	Fulbari	20,496	5,559	3.7	51,360	5,412	9.5	36	17	2.1	1,150	246	4.7	100	74	1.4
161	Dinajpur RWH	Haripur	27,200	10,610	2.6	31,155	10,612	2.9	32	10	3.2	2,983	1,536	1.9	0	19	0.0
162	Dinajpur RWH	Kaharole	19,500	3,709	5.3	41,690	9,292	4.5	53	26	2.0	1,408	638	2.2	0	120	0.0
163	Dinajpur RWH	Khansama	37,932	4,226	9.0	50,793	12,842	4.0	29	24	1.2	2,337	1,148	2.0	100	116	0.9
164	Dinajpur RWH	Nawabganj	25,900	8,983	2.9	41,190	11,730	3.5	83	9	9.2	2,485	1,211	2.1	0	77	0.0
165	Dinajpur RWH	Panchagarh Sadar	21,356	10,153	2.1	29,682	14,852	2.0	51	18	2.8	4,222	2,096	2.0	0	93	0.0
166	Dinajpur RWH	Parbatipur	41,220	20,602	2.0	37,853	18,561	2.0	65	54	1.2	5,451	2,236	2.4	400	181	2.2
167	Dinajpur RWH	Pirganj	39,972	8,098	4.9	75,261	11,903	6.3	68	28	2.4	10,421	2,151	4.8	300	76	3.9
168	Dinajpur RWH	Ranisankail	20,440	5,108	4.0	54,435	12,860	4.2	50	12	4.2	2,931	1,079	2.7	0	50	0.0
169	Dinajpur RWH	Tentulia	12,796	6,274	2.0	12,210	8,068	1.5	16	14	1.1	1,578	659	2.4	150	23	6.5
170	Dinajpur RWH	Thakurgaon Sadar	46,000	21,921	2.1	93,600	28,491	3.3	105	50	2.1	12,267	5,638	2.2	0	164	0.0
171	Faridpur RWH	Agailjhara	27,826	6,677	4.2	22,647	7,428	3.0	52	14	3.7	2,509	648	3.9	250	44	5.7
172	Faridpur RWH	Alfadanga	92,100	11,418	8.1	7,605	3,625	2.1	25	11	2.3	1,726	552	3.1	100	59	1.7
173	Faridpur RWH	Babuganj	20,800	5,729	3.6	22,320	6,315	3.5	106	24	4.4	2,417	625	3.9	50	42	1.2
174	Faridpur RWH	Baliakandi	61,050	24,761	2.5	31,548	11,914	2.6	162	32	5.1	5,286	1,297	4.1	150	70	2.1
175	Faridpur RWH	Banari Para	23,140	6,124	3.8	37,530	7,343	5.1	68	10	6.8	2,641	572	4.6	250	70	3.6

SL	Warehouse Name	Upazila Name	Condom			Shukhi			IUD			Injectables			Implant		
			CBL	AMD	MOS	CBL	AMD	MOS	CBL	AMD	MOS	CBL	AMD	MOS	CBL	AMD	MOS
176	Faridpur RWH	Barishal Sadar (kotwali)	74,016	27,427	2.7	63,570	15,054	4.2	245	79	3.1	8,126	3,317	2.4	196	167	1.2
177	Faridpur RWH	Bhanga	66,780	25,639	2.6	35,232	13,816	2.6	186	93	2.0	3,181	803	4.0	350	124	2.8
178	Faridpur RWH	Bhedarganj	59,620	10,256	5.8	33,165	7,855	4.2	100	32	3.1	6,525	1,561	4.2	100	73	1.4
179	Faridpur RWH	Boalmari	70,476	17,990	3.9	40,350	12,745	3.2	114	24	4.8	4,056	1,343	3.0	50	120	0.4
180	Faridpur RWH	Char Bhadrasan	16,992	5,887	2.9	4,059	1,357	3.0	63	16	3.9	986	152	6.5	50	32	1.6
181	Faridpur RWH	Damudya	18,312	5,253	3.5	14,205	3,228	4.4	65	16	4.1	1,223	366	3.3	50	16	3.1
182	Faridpur RWH	Faridpur Sadar	116,947	50,383	2.3	31,110	16,263	1.9	181	75	2.4	6,895	2,824	2.4	293	217	1.4
183	Faridpur RWH	Gaurnadi	27,340	9,421	2.9	30,750	10,034	3.1	78	21	3.7	3,759	1,089	3.5	0	51	0.0
184	Faridpur RWH	Goalanda	132,204	39,804	3.3	21,915	5,698	3.8	63	8	7.9	3,575	1,262	2.8	100	67	1.5
185	Faridpur RWH	Gopalganj Sadar	108,023	34,841	3.1	37,477	14,946	2.5	105	60	1.8	4,077	1,276	3.2	350	127	2.8
186	Faridpur RWH	Gosairhat	48,460	10,794	4.5	26,780	7,328	3.7	171	47	3.6	3,759	1,051	3.6	150	18	8.3
187	Faridpur RWH	Jhalokati Sadar	27,000	9,058	3.0	15,555	7,597	2.0	44	21	2.1	3,016	848	3.6	200	90	2.2
188	Faridpur RWH	Kalkini	44,300	16,493	2.7	23,445	12,439	1.9	104	35	3.0	2,733	1,292	2.1	322	102	3.2
189	Faridpur RWH	Kashiani	94,468	22,050	4.3	43,490	12,476	3.5	21	14	1.5	4,595	1,036	4.4	100	59	1.7
190	Faridpur RWH	Kotalipara	29,300	11,446	2.6	36,060	15,358	2.3	44	13	3.4	1,900	714	2.7	50	71	0.7
191	Faridpur RWH	Madaripur Sadar	70,736	21,977	3.2	31,645	19,188	1.6	209	97	2.2	13,479	4,451	3.0	250	144	1.7
192	Faridpur RWH	Madhukhali	44,240	15,165	2.9	35,025	12,708	2.8	186	54	3.4	4,102	1,350	3.0	300	107	2.8
193	Faridpur RWH	Muksudpur	119,011	25,496	4.7	49,936	21,283	2.3	101	24	4.2	5,167	1,811	2.9	100	79	1.3
194	Faridpur RWH	Nagarkanda	44,604	16,299	2.7	35,265	9,889	3.6	187	45	4.2	3,043	594	5.1	100	96	1.0
195	Faridpur RWH	Naria	42,528	11,254	3.8	24,015	9,218	2.6	39	16	2.4	4,106	819	5.0	173	50	3.5
196	Faridpur RWH	Nesarabad (swarupkati)	47,668	18,527	2.6	32,310	12,784	2.5	91	28	3.3	3,885	1,213	3.2	400	98	4.1
197	Faridpur RWH	Pangsha	148,600	37,953	3.9	78,315	20,356	3.8	156	30	5.2	10,358	2,345	4.4	500	168	3.0
198	Faridpur RWH	Rajbari Sadar	133,628	44,174	3.0	45,705	13,271	3.4	350	129	2.7	8,369	2,308	3.6	30	227	0.1
199	Faridpur RWH	Rajoir	48,760	14,303	3.4	33,111	12,960	2.6	56	12	4.7	3,664	1,320	2.8	150	53	2.8
200	Faridpur RWH	Sadarpur	40,844	16,666	2.5	27,975	6,991	4.0	145	34	4.3	2,493	573	4.4	233	61	3.8

SL	Warehouse Name	Upazila Name	Condom			Shukhi			IUD			Injectables			Implant		
			CBL	AMD	MOS	CBL	AMD	MOS	CBL	AMD	MOS	CBL	AMD	MOS	CBL	AMD	MOS
201	Faridpur RWH	Saltha	55,512	11,454	4.8	31,050	7,956	3.9	88	21	4.2	2,916	622	4.7	300	52	5.8
202	Faridpur RWH	Shariatpur Sadar	25,376	11,057	2.3	16,995	7,366	2.3	218	55	4.0	2,338	778	3.0	0	79	0.0
203	Faridpur RWH	Shib Char	71,848	22,475	3.2	42,870	15,568	2.8	106	44	2.4	6,841	2,065	3.3	144	89	1.6
204	Faridpur RWH	Tungipara	41,376	9,441	4.4	33,885	6,063	5.6	40	10	4.0	2,937	498	5.9	122	46	2.7
205	Faridpur RWH	Wazirpur	36,024	9,704	3.7	34,005	11,075	3.1	90	17	5.3	2,902	821	3.5	172	105	1.6
206	Faridpur RWH	Zanjira	62,440	16,626	3.8	26,920	7,963	3.4	122	23	5.3	2,860	786	3.6	212	67	3.2
207	Jamalpur RWH	Bakshiganj	46,800	23,923	2.0	22,660	10,085	2.2	44	13	3.4	2,942	984	3.0	110	88	1.3
208	Jamalpur RWH	Char Rajibpur	39,900	18,647	2.1	13,082	5,230	2.5	24	2	12.0	3,035	1,188	2.6	125	28	4.5
209	Jamalpur RWH	Dewanganj	48,980	23,158	2.1	29,445	14,447	2.0	68	18	3.8	4,900	2,750	1.8	180	124	1.5
210	Jamalpur RWH	Islampur	60,072	29,887	2.0	42,274	21,389	2.0	155	49	3.2	3,494	1,759	2.0	200	97	2.1
211	Jamalpur RWH	Jamalpur Sadar	71,888	42,456	1.7	74,155	36,729	2.0	117	56	2.1	8,597	4,508	1.9	56	153	0.4
212	Jamalpur RWH	Jhenaigati	28,380	14,514	2.0	35,440	16,048	2.2	101	13	7.8	3,054	1,496	2.0	200	52	3.8
213	Jamalpur RWH	Madarganj	50,000	14,591	3.4	41,760	12,538	3.3	140	45	3.1	2,470	887	2.8	100	105	1.0
214	Jamalpur RWH	Melandaha	54,600	26,510	2.1	39,960	19,388	2.1	100	29	3.4	5,100	2,499	2.0	200	92	2.2
215	Jamalpur RWH	Nakla	27,816	11,596	2.4	38,620	11,966	3.2	93	16	5.8	3,240	1,345	2.4	201	95	2.1
216	Jamalpur RWH	Nalitabari	37,408	21,624	1.7	37,605	17,429	2.2	89	14	6.4	2,856	1,554	1.8	100	78	1.3
217	Jamalpur RWH	Raumari	42,600	19,949	2.1	22,680	10,152	2.2	35	14	2.5	3,977	1,728	2.3	0	31	0.0
218	Jamalpur RWH	Sarishabari	87,724	30,574	2.9	47,665	18,458	2.6	161	47	3.4	4,314	1,912	2.3	250	91	2.7
219	Jamalpur RWH	Sherpur Sadar	80,000	35,954	2.2	73,245	33,745	2.2	116	27	4.3	14,700	6,586	2.2	200	165	1.2
220	Jamalpur RWH	Sreebardi	36,162	17,201	2.1	25,680	15,097	1.7	29	9	3.2	2,713	1,012	2.7	250	111	2.3
221	Jashore RWH	Abhaynagar	36,492	20,004	1.8	19,140	9,773	2.0	70	21	3.3	4,540	2,132	2.1	200	75	2.7
222	Jashore RWH	Bagher Para	45,320	19,014	2.4	20,655	11,197	1.8	133	33	4.0	2,976	1,580	1.9	422	89	4.7
223	Jashore RWH	Chaugachha	44,300	21,486	2.1	16,620	9,665	1.7	104	23	4.5	2,110	1,013	2.1	449	57	7.9
224	Jashore RWH	Harinakunda	26,244	9,711	2.7	20,580	11,052	1.9	151	12	12.6	1,701	865	2.0	350	70	5.0
225	Jashore RWH	Jashore Sadar	177,600	84,424	2.1	73,680	44,090	1.7	183	70	2.6	14,059	6,609	2.1	330	200	1.7

SL	Warehouse Name	Upazila Name	Condom			Shukhi			IUD			Injectables			Implant		
			CBL	AMD	MOS	CBL	AMD	MOS	CBL	AMD	MOS	CBL	AMD	MOS	CBL	AMD	MOS
226	Jashore RWH	Jhenaidah Sadar	48,755	24,588	2.0	27,570	14,697	1.9	179	56	3.2	4,400	2,161	2.0	300	99	3.0
227	Jashore RWH	Jhikargachha	37,700	21,503	1.8	18,960	10,142	1.9	110	26	4.2	3,800	1,772	2.1	2	46	0.0
228	Jashore RWH	Kalia	42,400	19,077	2.2	18,705	9,137	2.0	45	13	3.5	2,097	650	3.2	788	36	21.9
229	Jashore RWH	Kaliganj	50,700	19,770	2.6	23,550	11,289	2.1	33	15	2.2	2,513	919	2.7	52	76	0.7
230	Jashore RWH	Keshabpur	32,600	15,525	2.1	19,470	9,540	2.0	108	20	5.4	3,208	1,797	1.8	154	73	2.1
231	Jashore RWH	Kotchandpur	21,600	8,509	2.5	10,140	5,244	1.9	65	8	8.1	1,600	629	2.5	300	43	7.0
232	Jashore RWH	Lohagara	37,644	18,182	2.1	20,820	9,697	2.1	153	42	3.6	2,915	1,400	2.1	800	60	13.3
233	Jashore RWH	Magura Sadar	51,888	28,064	1.8	28,195	18,681	1.5	210	66	3.2	6,049	3,007	2.0	72	143	0.5
234	Jashore RWH	Maheshpur	43,168	17,641	2.4	26,260	9,470	2.8	115	33	3.5	6,700	2,770	2.4	72	69	1.0
235	Jashore RWH	Manirampur	55,600	29,374	1.9	32,895	17,037	1.9	91	26	3.5	11,828	5,804	2.0	372	122	3.0
236	Jashore RWH	Mohammadpur	15,412	8,817	1.7	15,169	8,905	1.7	23	16	1.4	1,637	827	2.0	50	62	0.8
237	Jashore RWH	Narail Sadar	63,457	27,385	2.3	22,040	15,826	1.4	95	29	3.3	4,309	1,806	2.4	200	102	2.0
238	Jashore RWH	Shailkupa	60,588	26,440	2.3	25,500	17,012	1.5	103	20	5.2	3,563	1,558	2.3	150	124	1.2
239	Jashore RWH	Shalikhha	17,004	6,815	2.5	14,910	7,472	2.0	102	13	7.8	1,288	588	2.2	300	56	5.4
240	Jashore RWH	Sharsha	71,356	34,144	2.1	26,325	13,582	1.9	36	27	1.3	5,128	2,451	2.1	100	98	1.0
241	Jashore RWH	Sreepur	29,916	13,345	2.2	18,975	9,033	2.1	37	24	1.5	2,438	922	2.6	372	73	5.1
242	Khulna RWH	Assasuni	78,900	17,451	4.5	58,575	22,102	2.7	53	8	6.6	3,535	1,457	2.4	0	58	0.0
243	Khulna RWH	Bagerhat Sadar	42,688	21,522	2.0	28,845	13,207	2.2	106	17	6.2	3,620	1,216	3.0	100	72	1.4
244	Khulna RWH	Batiaghata	41,100	14,651	2.8	29,700	10,861	2.7	53	11	4.8	2,245	855	2.6	80	51	1.6
245	Khulna RWH	Bhandaria	43,564	11,754	3.7	30,255	7,252	4.2	146	24	6.1	2,992	1,063	2.8	200	51	3.9
246	Khulna RWH	Chitalmari	43,000	21,869	2.0	40,920	10,956	3.7	39	4	9.8	3,224	1,345	2.4	100	34	2.9
247	Khulna RWH	Dacope	33,452	8,162	4.1	27,270	8,470	3.2	50	10	5.0	1,392	554	2.5	200	92	2.2
248	Khulna RWH	Daulatpur	189,600	51,025	3.7	70,035	13,853	5.1	110	27	4.1	9,000	3,037	3.0	0	81	0.0
249	Khulna RWH	Debhata	31,800	13,065	2.4	24,660	6,720	3.7	28	6	4.7	1,715	449	3.8	80	20	4.0
250	Khulna RWH	Dumuria	135,700	30,400	4.5	96,420	19,839	4.9	341	54	6.3	7,423	2,293	3.2	300	188	1.6

SL	Warehouse Name	Upazila Name	Condom			Shukhi			IUD			Injectables			Implant		
			CBL	AMD	MOS	CBL	AMD	MOS	CBL	AMD	MOS	CBL	AMD	MOS	CBL	AMD	MOS
251	Khulna RWH	Fakirhat	36,200	9,621	3.8	30,705	5,877	5.2	45	7	6.4	1,466	584	2.5	0	33	0.0
252	Khulna RWH	Indurkani	20,636	4,216	4.9	13,485	4,459	3.0	50	11	4.5	1,000	567	1.8	30	37	0.8
253	Khulna RWH	Kachua	13,484	7,628	1.8	16,875	6,105	2.8	45	9	5.0	1,775	587	3.0	100	36	2.8
254	Khulna RWH	Kalaroa	95,520	26,937	3.5	36,240	9,105	4.0	63	6	10.5	3,085	1,187	2.6	30	37	0.8
255	Khulna RWH	Kaliganj	69,300	25,456	2.7	63,315	18,112	3.5	103	11	9.4	3,923	1,403	2.8	100	46	2.2
256	Khulna RWH	Kanthalia	36,873	4,268	8.6	28,005	4,665	6.0	46	7	6.6	1,965	753	2.6	100	20	5.0
257	Khulna RWH	Kawkhali	19,100	5,090	3.8	21,380	3,675	5.8	30	19	1.6	920	360	2.6	150	25	6.0
258	Khulna RWH	Khulna Sadar	195,020	98,380	2.0	65,100	29,595	2.2	505	267	1.9	11,055	6,003	1.8	109	61	1.8
259	Khulna RWH	Koyra	51,300	13,640	3.8	65,130	16,825	3.9	67	16	4.2	2,127	699	3.0	200	87	2.3
260	Khulna RWH	Mathbaria	99,060	16,102	6.2	72,600	17,437	4.2	132	31	4.3	5,013	1,758	2.9	0	60	0.0
261	Khulna RWH	Mollahat	21,336	10,906	2.0	22,725	9,216	2.5	36	8	4.5	1,507	509	3.0	100	48	2.1
262	Khulna RWH	Mongla	56,216	13,381	4.2	40,560	7,331	5.5	73	21	3.5	2,791	722	3.9	0	42	0.0
263	Khulna RWH	Morrelganj	122,420	16,174	7.6	103,875	20,749	5.0	283	64	4.4	7,241	1,728	4.2	50	82	0.6
264	Khulna RWH	Nazirpur	41,604	14,446	2.9	28,890	10,661	2.7	50	30	1.7	3,050	1,280	2.4	100	50	2.0
265	Khulna RWH	Paikgachha	44,100	13,994	3.2	42,480	15,958	2.7	83	16	5.2	3,070	1,001	3.1	0	69	0.0
266	Khulna RWH	Phultala	52,800	15,406	3.4	26,280	4,990	5.3	115	33	3.5	2,820	776	3.6	100	61	1.6
267	Khulna RWH	Pirojpur Sadar	42,700	9,263	4.6	35,280	7,227	4.9	103	45	2.3	3,083	900	3.4	150	79	1.9
268	Khulna RWH	Rajapur	32,164	6,410	5.0	19,455	4,321	4.5	34	5	6.8	1,493	607	2.5	25	10	2.5
269	Khulna RWH	Rampal	51,000	14,899	3.4	43,455	10,076	4.3	53	16	3.3	1,780	371	4.8	0	33	0.0
270	Khulna RWH	Rupsa	21,000	14,711	1.4	22,610	9,342	2.4	79	28	2.8	1,258	424	3.0	100	66	1.5
271	Khulna RWH	Sarankhola	41,000	11,767	3.5	38,900	7,380	5.3	90	5	18.0	4,564	1,351	3.4	0	28	0.0
272	Khulna RWH	Satkhira Sadar	116,400	46,776	2.5	31,495	18,860	1.7	57	32	1.8	9,608	3,865	2.5	50	75	0.7
273	Khulna RWH	Shyamnagar	77,452	18,966	4.1	62,370	18,860	3.3	64	12	5.3	2,917	806	3.6	0	55	0.0
274	Khulna RWH	Tala	39,064	19,100	2.0	28,545	15,700	1.8	153	52	2.9	5,483	2,099	2.6	100	64	1.6
275	Khulna RWH	Terokhada	46,800	16,607	2.8	34,995	7,691	4.6	32	12	2.7	870	385	2.3	70	43	1.6

SL	Warehouse Name	Upazila Name	Condom			Shukhi			IUD			Injectables			Implant		
			CBL	AMD	MOS	CBL	AMD	MOS	CBL	AMD	MOS	CBL	AMD	MOS	CBL	AMD	MOS
276	Kushtia RWH	Alamdanga	41,979	17,969	2.3	30,997	14,932	2.1	54	22	2.5	4,850	2,375	2.0	300	91	3.3
277	Kushtia RWH	Bheramara	47,600	18,586	2.6	18,315	7,970	2.3	67	7	9.6	3,432	1,317	2.6	10	43	0.2
278	Kushtia RWH	Chuadanga Sadar	63,000	28,699	2.2	23,475	11,223	2.1	52	39	1.3	6,819	3,250	2.1	300	75	4.0
279	Kushtia RWH	Damurhuda	44,376	20,102	2.2	22,575	10,966	2.1	25	18	1.4	7,552	3,506	2.2	0	93	0.0
280	Kushtia RWH	Daulatpur	79,500	40,385	2.0	45,750	21,294	2.1	13	5	2.6	7,970	3,595	2.2	100	38	2.6
281	Kushtia RWH	Gangni	57,996	24,845	2.3	23,880	9,982	2.4	43	17	2.5	7,811	4,200	1.9	52	39	1.3
282	Kushtia RWH	Jiban Nagar	20,900	9,115	2.3	15,780	7,854	2.0	90	26	3.5	3,760	1,797	2.1	100	90	1.1
283	Kushtia RWH	Khoksa	31,468	15,977	2.0	16,815	7,795	2.2	50	12	4.2	480	237	2.0	100	24	4.2
284	Kushtia RWH	Kumarkhali	54,800	26,821	2.0	26,143	13,779	1.9	37	10	3.7	4,828	2,352	2.1	200	69	2.9
285	Kushtia RWH	Kushtia Sadar	94,700	43,834	2.2	52,205	23,520	2.2	56	41	1.4	9,414	4,421	2.1	190	139	1.4
286	Kushtia RWH	Meherpur Sadar	53,020	24,500	2.2	16,095	7,693	2.1	57	12	4.8	5,810	2,622	2.2	120	38	3.2
287	Kushtia RWH	Mirpur	53,100	26,598	2.0	32,135	14,741	2.2	11	5	2.2	4,445	2,095	2.1	100	60	1.7
288	Kushtia RWH	Mujib Nagar	19,588	8,033	2.4	6,405	2,553	2.5	13	4	3.3	2,179	1,009	2.2	0	19	0.0
289	Mymensingh RWH	Atpara	16,600	7,370	2.3	13,910	8,719	1.6	85	7	12.1	1,074	734	1.5	372	76	4.9
290	Mymensingh RWH	Austagram	34,700	15,551	2.2	21,720	11,483	1.9	160	27	5.9	2,445	1,354	1.8	200	33	6.1
291	Mymensingh RWH	Bajitpur	36,172	17,459	2.1	31,875	13,342	2.4	35	25	1.4	1,606	823	2.0	200	55	3.6
292	Mymensingh RWH	Barhatta	28,392	11,186	2.5	31,745	13,485	2.4	121	5	24.2	2,673	1,404	1.9	5	55	0.1
293	Mymensingh RWH	Bhairab	47,700	26,853	1.8	35,310	20,006	1.8	217	38	5.7	3,809	1,759	2.2	300	113	2.7
294	Mymensingh RWH	Bhaluka	20,100	31,529	0.6	69,380	29,480	2.4	82	48	1.7	3,839	1,771	2.2	200	94	2.1
295	Mymensingh RWH	Dharampasha	48,412	22,067	2.2	42,975	17,771	2.4	62	15	4.1	3,740	1,924	1.9	200	187	1.1
296	Mymensingh RWH	Dhobaura	35,400	13,279	2.7	42,675	13,131	3.2	105	6	17.5	2,850	1,319	2.2	150	25	6.0
297	Mymensingh RWH	Durgapur	49,100	22,119	2.2	39,255	16,781	2.3	16	20	0.8	4,916	2,476	2.0	250	60	4.2
298	Mymensingh RWH	Fulbaria	54,020	22,437	2.4	78,990	36,684	2.2	136	49	2.8	2,838	1,524	1.9	200	57	3.5
299	Mymensingh RWH	Gaffargaon	56,712	36,236	1.6	47,655	22,382	2.1	133	28	4.8	4,435	2,217	2.0	100	109	0.9
300	Mymensingh RWH	Gauripur	35,000	15,500	2.3	37,920	21,493	1.8	73	21	3.5	4,067	1,937	2.1	0	67	0.0

SL	Warehouse Name	Upazila Name	Condom			Shukhi			IUD			Injectables			Implant		
			CBL	AMD	MOS	CBL	AMD	MOS	CBL	AMD	MOS	CBL	AMD	MOS	CBL	AMD	MOS
301	Mymensingh RWH	Haluaghat	36,200	17,145	2.1	41,775	21,255	2.0	75	36	2.1	4,060	1,808	2.2	200	66	3.0
302	Mymensingh RWH	Hossainpur	31,600	12,745	2.5	38,050	12,488	3.0	132	24	5.5	2,298	982	2.3	100	63	1.6
303	Mymensingh RWH	Ishwarganj	39,240	17,241	2.3	67,681	38,352	1.8	62	14	4.4	3,970	1,946	2.0	100	64	1.6
304	Mymensingh RWH	Itna	36,404	15,624	2.3	35,115	16,426	2.1	141	13	10.8	1,246	630	2.0	50	62	0.8
305	Mymensingh RWH	Kalmakanda	45,000	20,096	2.2	46,140	20,287	2.3	40	13	3.1	2,311	1,182	2.0	240	71	3.4
306	Mymensingh RWH	Karimganj	37,116	15,803	2.3	36,270	17,319	2.1	110	21	5.2	2,537	1,231	2.1	200	159	1.3
307	Mymensingh RWH	Katiadi	42,324	20,539	2.1	36,155	17,728	2.0	88	53	1.7	3,495	1,731	2.0	62	102	0.6
308	Mymensingh RWH	Kendua	28,868	16,855	1.7	41,565	23,244	1.8	110	24	4.6	2,718	1,272	2.1	26	103	0.3
309	Mymensingh RWH	Khaliajuri	10,344	7,647	1.4	17,405	6,349	2.7	74	2	37.0	894	424	2.1	300	48	6.3
310	Mymensingh RWH	Kishoreganj Sadar	55,264	27,948	2.0	44,775	22,269	2.0	366	145	2.5	4,628	2,207	2.1	330	157	2.1
311	Mymensingh RWH	Kuliar Char	46,000	19,832	2.3	26,130	10,759	2.4	100	20	5.0	2,414	1,094	2.2	200	78	2.6
312	Mymensingh RWH	Madan	26,499	11,834	2.2	23,145	10,618	2.2	80	12	6.7	1,462	652	2.2	110	65	1.7
313	Mymensingh RWH	Mithamain	19,304	8,775	2.2	20,490	7,542	2.7	73	17	4.3	469	250	1.9	72	39	1.8
314	Mymensingh RWH	Mohanganj	25,600	9,518	2.7	31,785	12,746	2.5	94	12	7.8	2,323	988	2.4	300	87	3.4
315	Mymensingh RWH	Muktagachha	55,200	24,798	2.2	59,430	28,099	2.1	227	23	9.9	3,603	1,971	1.8	50	108	0.5
316	Mymensingh RWH	Mymensingh Sadar	144,200	62,772	2.3	98,265	47,363	2.1	343	117	2.9	7,288	3,547	2.1	350	287	1.2
317	Mymensingh RWH	Nandail	37,315	14,739	2.5	61,595	36,773	1.7	211	31	6.8	4,890	2,340	2.1	200	83	2.4
318	Mymensingh RWH	Netrakona Sadar	43,919	19,396	2.3	48,250	24,434	2.0	116	6	19.3	5,029	2,562	2.0	0	173	0.0
319	Mymensingh RWH	Nikli	32,168	13,812	2.3	20,970	8,314	2.5	100	37	2.7	1,981	888	2.2	122	113	1.1
320	Mymensingh RWH	Pakundia	46,524	18,177	2.6	44,865	16,461	2.7	115	35	3.3	2,733	1,256	2.2	200	89	2.2
321	Mymensingh RWH	Phulpur	41,400	18,228	2.3	64,090	39,680	1.6	247	83	3.0	4,085	2,341	1.7	250	202	1.2
322	Mymensingh RWH	Purbadhala	40,700	14,505	2.8	43,170	18,732	2.3	86	7	12.3	4,493	2,056	2.2	100	127	0.8
323	Mymensingh RWH	Tarail	40,040	17,627	2.3	36,030	13,524	2.7	22	29	0.8	1,892	922	2.1	200	64	3.1
324	Mymensingh RWH	Trishal	52,020	28,573	1.8	76,500	36,077	2.1	89	38	2.3	4,061	1,839	2.2	0	109	0.0
325	Noakhali RWH	Begumganj	23,900	21,760	1.1	12,285	12,435	1.0	88	89	1.0	1,066	2,012	0.5	10	138	0.1

SL	Warehouse Name	Upazila Name	Condom			Shukhi			IUD			Injectables			Implant		
			CBL	AMD	MOS	CBL	AMD	MOS	CBL	AMD	MOS	CBL	AMD	MOS	CBL	AMD	MOS
326	Noakhali RWH	Chatkhil	19,788	4,048	4.9	18,404	4,070	4.5	77	34	2.3	1,569	680	2.3	110	43	2.6
327	Noakhali RWH	Chhagalnaiya	21,700	9,751	2.2	11,160	5,746	1.9	68	19	3.6	1,891	908	2.1	100	42	2.4
328	Noakhali RWH	Companiganj	26,212	12,939	2.0	16,080	7,057	2.3	34	14	2.4	2,804	1,340	2.1	210	63	3.3
329	Noakhali RWH	Daganbhuiyan	27,872	13,600	2.0	11,895	5,444	2.2	44	23	1.9	1,969	943	2.1	50	41	1.2
330	Noakhali RWH	Feni Sadar	56,100	43,132	1.3	30,064	16,459	1.8	237	134	1.8	7,500	3,747	2.0	380	138	2.8
331	Noakhali RWH	Fulgazi	18,956	9,439	2.0	10,545	4,130	2.6	94	21	4.5	1,250	559	2.2	250	34	7.4
332	Noakhali RWH	Hatiya	77,136	18,955	4.1	47,749	15,104	3.2	304	40	7.6	9,260	2,859	3.2	350	153	2.3
333	Noakhali RWH	Kabirhat	23,694	9,559	2.5	15,930	7,892	2.0	28	19	1.5	2,803	1,381	2.0	105	64	1.6
334	Noakhali RWH	Kamalnagar	14,712	6,978	2.1	16,119	5,870	2.7	102	29	3.5	6,964	3,424	2.0	105	109	1.0
335	Noakhali RWH	Lakshmipur Sadar	28,126	14,818	1.9	13,650	12,360	1.1	90	71	1.3	8,579	5,181	1.7	300	106	2.8
336	Noakhali RWH	Noakhali Sadar	41,700	24,874	1.7	21,435	12,465	1.7	144	87	1.7	5,224	3,487	1.5	0	137	0.0
337	Noakhali RWH	Parshuram	31,928	13,224	2.4	9,795	4,343	2.3	99	20	5.0	1,381	632	2.2	100	55	1.8
338	Noakhali RWH	Ramganj	20,900	6,714	3.1	18,335	3,791	4.8	40	14	2.9	3,148	1,497	2.1	100	39	2.6
339	Noakhali RWH	Ramgati	11,617	4,505	2.6	9,853	6,010	1.6	48	12	4.0	6,902	3,476	2.0	200	128	1.6
340	Noakhali RWH	Roypur	10,088	3,584	2.8	18,825	7,056	2.7	96	41	2.3	2,747	1,324	2.1	0	49	0.0
341	Noakhali RWH	Senbagh	21,600	11,077	1.9	23,075	7,061	3.3	15	23	0.7	2,059	1,136	1.8	0	60	0.0
342	Noakhali RWH	Sonagazi	31,220	17,693	1.8	22,515	10,158	2.2	55	33	1.7	5,200	2,551	2.0	100	57	1.8
343	Noakhali RWH	Sonaimuri	20,100	8,976	2.2	11,640	5,595	2.1	39	14	2.8	3,069	1,513	2.0	60	69	0.9
344	Noakhali RWH	Subarnachar	28,700	14,021	2.0	21,000	9,487	2.2	65	18	3.6	3,565	1,609	2.2	0	132	0.0
345	Pabna RWH	Atgharia	49,096	8,500	5.8	43,020	8,711	4.9	170	11	15.5	5,239	498	10.5	200	32	6.3
346	Pabna RWH	Belkuchi	143,300	46,662	3.1	127,230	22,406	5.7	243	23	10.6	12,187	1,888	6.5	200	40	5.0
347	Pabna RWH	Bera	80,600	11,072	7.3	59,955	12,321	4.9	378	69	5.5	9,714	1,402	6.9	105	54	1.9
348	Pabna RWH	Bhangura	52,624	9,420	5.6	79,080	5,563	14.2	195	10	19.5	3,895	179	21.8	110	27	4.1
349	Pabna RWH	Chatmohar	75,436	33,837	2.2	94,515	23,796	4.0	460	28	16.4	10,882	1,234	8.8	200	63	3.2
350	Pabna RWH	Faridpur	54,532	8,403	6.5	54,480	5,983	9.1	179	17	10.5	8,832	1,034	8.5	100	35	2.9

SL	Warehouse Name	Upazila Name	Condom			Shukhi			IUD			Injectables			Implant		
			CBL	AMD	MOS	CBL	AMD	MOS	CBL	AMD	MOS	CBL	AMD	MOS	CBL	AMD	MOS
351	Pabna RWH	Ishwardi	116,916	29,914	3.9	122,520	16,435	7.5	269	19	14.2	12,966	1,489	8.7	200	100	2.0
352	Pabna RWH	Kamarkhanda	76,564	13,615	5.6	66,225	8,651	7.7	181	20	9.1	7,771	1,127	6.9	150	23	6.5
353	Pabna RWH	Kazipur	147,400	37,537	3.9	125,050	15,618	8.0	180	73	2.5	23,130	2,470	9.4	250	116	2.2
354	Pabna RWH	Pabna Sadar	76,944	64,813	1.2	52,485	43,056	1.2	185	124	1.5	1,000	8,901	0.1	150	120	1.3
355	Pabna RWH	Royganj	85,300	18,806	4.5	100,080	22,973	4.4	190	35	5.4	8,399	2,373	3.5	150	18	8.3
356	Pabna RWH	Santhia	88,400	25,063	3.5	52,200	20,626	2.5	202	22	9.2	14,300	3,496	4.1	105	54	1.9
357	Pabna RWH	Shahjadpur	118,616	57,149	2.1	140,415	27,873	5.0	696	102	6.8	18,141	6,422	2.8	410	248	1.7
358	Pabna RWH	Sirajganj Sadar	98,300	41,193	2.4	93,960	24,524	3.8	370	58	6.4	17,300	4,029	4.3	150	46	3.3
359	Pabna RWH	Sujanagar	140,772	23,560	6.0	105,285	12,532	8.4	322	34	9.5	13,357	2,724	4.9	100	70	1.4
360	Pabna RWH	Tarash	119,464	16,221	7.4	99,480	16,298	6.1	381	42	9.1	4,312	1,202	3.6	200	50	4.0
361	Pabna RWH	Ullah Para	91,100	73,023	1.2	85,500	45,052	1.9	544	128	4.3	17,465	5,245	3.3	500	54	9.3
362	Patuakhali RWH	Amtali	22,568	10,926	2.1	31,335	15,811	2.0	142	17	8.4	3,937	1,788	2.2	300	194	1.5
363	Patuakhali RWH	Bakerganj	61,596	16,059	3.8	44,160	14,074	3.1	171	31	5.5	4,410	1,927	2.3	300	92	3.3
364	Patuakhali RWH	Bamna	10,500	3,382	3.1	9,870	4,201	2.3	58	18	3.2	503	189	2.7	100	80	1.3
365	Patuakhali RWH	Barguna Sadar	18,900	10,048	1.9	22,590	13,299	1.7	210	37	5.7	6,862	3,844	1.8	150	127	1.2
366	Patuakhali RWH	Bauphal	22,200	10,888	2.0	31,680	15,347	2.1	110	64	1.7	3,650	2,145	1.7	0	144	0.0
367	Patuakhali RWH	Betagi	11,400	5,240	2.2	13,200	5,308	2.5	65	21	3.1	1,330	667	2.0	200	47	4.3
368	Patuakhali RWH	Dashmina	7,090	3,917	1.8	10,920	5,775	1.9	75	32	2.3	1,626	964	1.7	150	122	1.2
369	Patuakhali RWH	Dumki	7,344	3,376	2.2	7,170	2,718	2.6	40	8	5.0	977	396	2.5	100	32	3.1
370	Patuakhali RWH	Galachipa	22,968	12,310	1.9	35,490	20,982	1.7	102	39	2.6	7,802	4,038	1.9	50	323	0.2
371	Patuakhali RWH	Kalapara	19,852	8,967	2.2	25,650	14,240	1.8	140	18	7.8	6,959	2,917	2.4	150	57	2.6
372	Patuakhali RWH	Mirzaganj	14,200	6,527	2.2	12,720	6,200	2.1	46	5	9.2	1,321	618	2.1	150	44	3.4
373	Patuakhali RWH	Nalchity	17,064	6,774	2.5	13,395	6,545	2.0	84	19	4.4	2,995	1,410	2.1	210	49	4.3
374	Patuakhali RWH	Patharghata	14,548	6,990	2.1	16,580	8,142	2.0	54	26	2.1	2,862	1,363	2.1	100	132	0.8
375	Patuakhali RWH	Patuakhali Sadar	31,884	15,426	2.1	25,529	13,620	1.9	160	96	1.7	6,450	3,231	2.0	230	232	1.0

SL	Warehouse Name	Upazila Name	Condom			Shukhi			IUD			Injectables			Implant		
			CBL	AMD	MOS	CBL	AMD	MOS	CBL	AMD	MOS	CBL	AMD	MOS	CBL	AMD	MOS
376	Rajshahi RWH	Bagatipara	32,508	18,835	1.7	12,630	7,085	1.8	21	9	2.3	740	360	2.1	100	72	1.4
377	Rajshahi RWH	Bagha	54,300	25,820	2.1	47,595	9,179	5.2	96	7	13.7	2,942	1,437	2.0	50	42	1.2
378	Rajshahi RWH	Baghmara	98,800	45,015	2.2	59,175	26,947	2.2	112	59	1.9	3,752	1,970	1.9	288	60	4.8
379	Rajshahi RWH	Baraigram	52,800	25,373	2.1	28,440	14,201	2.0	60	35	1.7	3,952	2,129	1.9	20	95	0.2
380	Rajshahi RWH	Bholahat	21,160	9,099	2.3	9,600	4,691	2.0	60	5	12.0	1,279	615	2.1	50	36	1.4
381	Rajshahi RWH	Boalia	70,200	44,901	1.6	52,590	4,918	10.7	117	61	1.9	7,815	1,654	4.7	450	168	2.7
382	Rajshahi RWH	Chapai Nababganj Sadar	79,200	51,377	1.5	37,770	18,394	2.1	165	76	2.2	6,820	3,288	2.1	50	66	0.8
383	Rajshahi RWH	Charghat	48,900	24,318	2.0	27,150	11,915	2.3	86	20	4.3	1,300	612	2.1	30	77	0.4
384	Rajshahi RWH	Durgapur	44,692	19,922	2.2	21,405	8,303	2.6	43	10	4.3	1,106	483	2.3	0	52	0.0
385	Rajshahi RWH	Godagari	116,100	41,034	2.8	39,945	16,645	2.4	39	17	2.3	5,323	2,930	1.8	100	65	1.5
386	Rajshahi RWH	Gomastapur	46,200	28,549	1.6	26,670	13,105	2.0	78	16	4.9	2,387	1,107	2.2	4	44	0.1
387	Rajshahi RWH	Gurudaspur	75,952	31,978	2.4	42,405	17,615	2.4	21	16	1.3	2,989	1,275	2.3	300	99	3.0
388	Rajshahi RWH	Lalpur	47,824	22,634	2.1	31,110	16,849	1.8	63	23	2.7	3,209	1,660	1.9	15	62	0.2
389	Rajshahi RWH	Mohanpur	36,214	16,523	2.2	18,795	10,464	1.8	31	8	3.9	3,809	2,005	1.9	150	47	3.2
390	Rajshahi RWH	Nachole	25,800	11,786	2.2	44,670	5,959	7.5	29	4	7.3	2,150	928	2.3	110	34	3.2
391	Rajshahi RWH	Natore Sadar	86,756	39,891	2.2	34,226	16,108	2.1	130	50	2.6	2,791	1,360	2.1	100	168	0.6
392	Rajshahi RWH	Paba	91,100	45,986	2.0	34,152	12,812	2.7	54	5	10.8	5,165	3,253	1.6	220	60	3.7
393	Rajshahi RWH	Puthia	61,942	29,394	2.1	27,900	12,188	2.3	34	11	3.1	2,569	1,131	2.3	0	40	0.0
394	Rajshahi RWH	Shibganj	96,600	50,153	1.9	42,405	21,595	2.0	110	21	5.2	4,568	2,200	2.1	100	61	1.6
395	Rajshahi RWH	Singra	90,096	42,245	2.1	64,965	23,017	2.8	80	33	2.4	3,778	2,076	1.8	300	147	2.0
396	Rajshahi RWH	Tanore	40,740	19,042	2.1	35,040	13,734	2.6	55	14	3.9	2,203	913	2.4	500	146	3.4
397	Rangamati RWH	Baghaichhari	5,640	8,041	0.7	14,825	5,794	2.6	58	4	14.5	1,821	317	5.7	110	22	5.0
398	Rangamati RWH	Barkal	11,300	3,892	2.9	6,135	3,212	1.9	12	3	4.0	1,780	381	4.7	72	8	9.0
399	Rangamati RWH	Belai Chhari	16,533	1,596	10.4	19,483	2,351	8.3	25	3	8.3	1,093	132	8.3	70	17	4.1
400	Rangamati RWH	Jurai Chhari	21,804	2,215	9.8	19,530	1,757	11.1	55	3	18.3	763	144	5.3	100	13	7.7

SL	Warehouse Name	Upazila Name	Condom			Shukhi			IUD			Injectables			Implant		
			CBL	AMD	MOS	CBL	AMD	MOS	CBL	AMD	MOS	CBL	AMD	MOS	CBL	AMD	MOS
401	Rangamati RWH	Kaptai	25,500	5,569	4.6	17,760	3,065	5.8	56	2	28.0	2,373	395	6.0	150	28	5.4
402	Rangamati RWH	Kawkhali (betbunia)	9,496	3,548	2.7	4,065	2,827	1.4	14	6	2.3	1,487	512	2.9	92	25	3.7
403	Rangamati RWH	Langadu	15,084	5,484	2.8	7,605	4,014	1.9	49	9	5.4	806	406	2.0	137	38	3.6
404	Rangamati RWH	Naniarchar	9,600	4,611	2.1	11,020	4,108	2.7	41	4	10.3	813	217	3.7	51	19	2.7
405	Rangamati RWH	Rajsthali	10,108	1,192	8.5	9,030	1,658	5.4	70	2	35.0	713	86	8.3	110	14	7.9
406	Rangamati RWH	Rangamati Sadar	23,728	9,508	2.5	15,945	5,942	2.7	171	88	1.9	2,322	697	3.3	100	63	1.6
407	Rangpur RWH	Aditmari	31,600	13,683	2.3	25,830	13,857	1.9	168	98	1.7	7,463	3,163	2.4	0	125	0.0
408	Rangpur RWH	Badarganj	45,096	11,676	3.9	37,101	19,614	1.9	97	56	1.7	6,200	3,136	2.0	50	68	0.7
409	Rangpur RWH	Bhurungamari	53,232	20,021	2.7	39,990	15,119	2.6	31	42	0.7	7,391	3,282	2.3	200	66	3.0
410	Rangpur RWH	Chilmari	29,924	14,674	2.0	22,900	12,087	1.9	59	24	2.5	2,121	1,063	2.0	50	51	1.0
411	Rangpur RWH	Dimla	16,736	7,940	2.1	37,140	20,437	1.8	110	65	1.7	3,915	2,047	1.9	250	121	2.1
412	Rangpur RWH	Domar	18,000	7,551	2.4	28,605	14,241	2.0	74	41	1.8	4,949	2,203	2.2	5	79	0.1
413	Rangpur RWH	Fulchhari	45,200	21,514	2.1	20,375	9,900	2.1	65	33	2.0	5,727	2,734	2.1	100	54	1.9
414	Rangpur RWH	Gaibandha Sadar	44,398	20,862	2.1	51,584	25,920	2.0	126	45	2.8	9,193	4,365	2.1	350	211	1.7
415	Rangpur RWH	Gangachara	30,736	14,757	2.1	31,991	16,720	1.9	96	56	1.7	9,338	4,580	2.0	0	122	0.0
416	Rangpur RWH	Gobindaganj	114,084	54,053	2.1	109,850	34,824	3.2	59	24	2.5	8,335	4,192	2.0	264	92	2.9
417	Rangpur RWH	Hatibandha	23,644	10,387	2.3	47,535	13,075	3.6	99	42	2.4	4,370	2,189	2.0	0	99	0.0
418	Rangpur RWH	Jaldhaka	33,780	15,008	2.3	45,505	22,789	2.0	100	60	1.7	7,859	3,881	2.0	100	122	0.8
419	Rangpur RWH	Kaliganj	27,804	6,971	4.0	38,610	12,519	3.1	58	50	1.2	3,357	1,705	2.0	250	87	2.9
420	Rangpur RWH	Kaunia	28,600	13,912	2.1	23,070	10,619	2.2	31	14	2.2	5,168	2,811	1.8	150	73	2.1
421	Rangpur RWH	Kishoreganj	7,900	5,911	1.3	31,880	16,257	2.0	86	55	1.6	3,375	1,512	2.2	0	104	0.0
422	Rangpur RWH	Kurigram Sadar	24,840	13,061	1.9	27,015	14,492	1.9	73	45	1.6	6,426	2,958	2.2	300	122	2.5
423	Rangpur RWH	Lalmonirhat Sadar	28,040	12,415	2.3	26,220	14,828	1.8	31	22	1.4	7,082	3,406	2.1	0	152	0.0
424	Rangpur RWH	Mitha Pukur	76,800	26,514	2.9	106,455	24,362	4.4	83	15	5.5	8,763	3,260	2.7	0	97	0.0
425	Rangpur RWH	Nageshwari	32,900	14,316	2.3	43,200	24,624	1.8	50	40	1.3	10,023	4,568	2.2	0	94	0.0

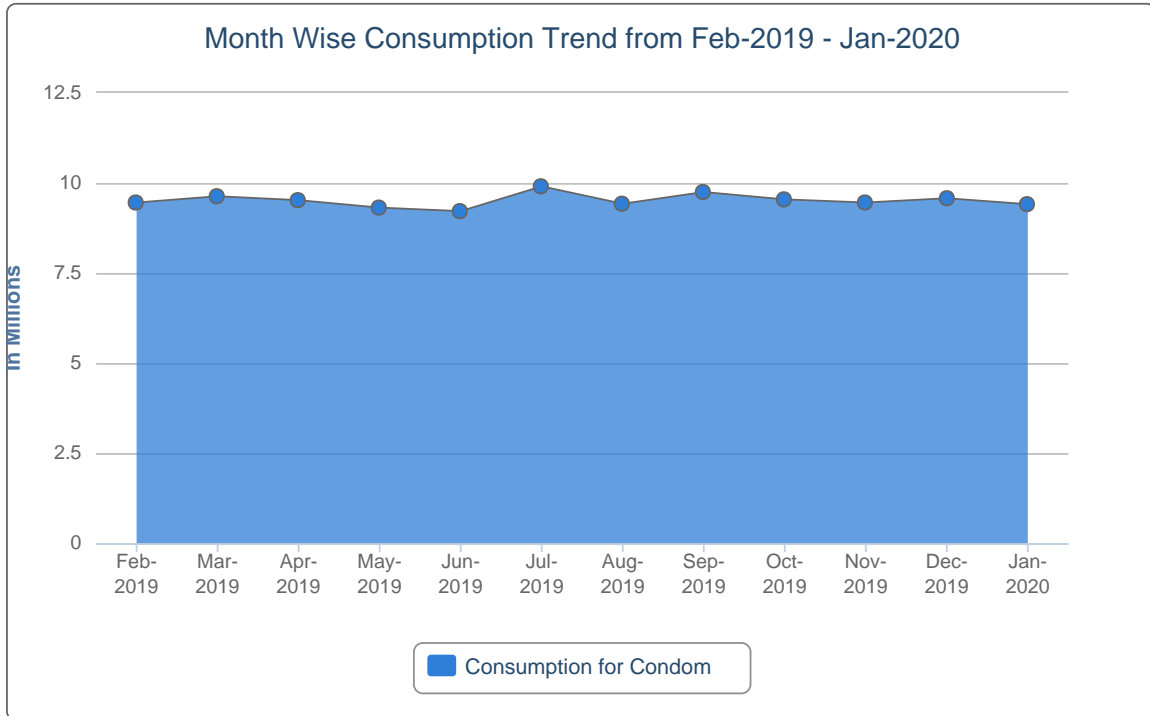
SL	Warehouse Name	Upazila Name	Condom			Shukhi			IUD			Injectables			Implant		
			CBL	AMD	MOS	CBL	AMD	MOS	CBL	AMD	MOS	CBL	AMD	MOS	CBL	AMD	MOS
426	Rangpur RWH	Nilphamari Sadar	31,064	13,114	2.4	63,046	30,591	2.1	201	71	2.8	8,163	3,690	2.2	50	109	0.5
427	Rangpur RWH	Palashbari	18,448	8,224	2.2	18,919	15,246	1.2	47	15	3.1	4,814	2,323	2.1	0	99	0.0
428	Rangpur RWH	Patgram	15,940	7,671	2.1	26,135	13,439	1.9	50	19	2.6	4,118	1,926	2.1	100	37	2.7
429	Rangpur RWH	Phulbari	15,900	6,875	2.3	26,435	12,579	2.1	203	92	2.2	6,086	2,873	2.1	250	69	3.6
430	Rangpur RWH	Pirgachha	42,800	20,744	2.1	48,360	23,860	2.0	160	73	2.2	6,950	3,590	1.9	200	97	2.1
431	Rangpur RWH	Pirganj	77,900	21,397	3.6	120,195	28,114	4.3	165	65	2.5	5,600	2,809	2.0	300	120	2.5
432	Rangpur RWH	Rajarhat	60,200	13,559	4.4	33,190	13,618	2.4	102	53	1.9	6,068	2,503	2.4	0	70	0.0
433	Rangpur RWH	Rangpur Sadar	56,700	32,147	1.8	68,485	26,782	2.6	234	78	3.0	10,615	4,858	2.2	630	269	2.3
434	Rangpur RWH	Sadullapur	68,240	34,598	2.0	43,650	22,590	1.9	73	62	1.2	8,201	4,178	2.0	4	79	0.1
435	Rangpur RWH	Saghata	21,700	10,675	2.0	39,690	19,703	2.0	80	30	2.7	3,690	1,503	2.5	100	79	1.3
436	Rangpur RWH	Saidpur	33,908	16,100	2.1	20,895	10,069	2.1	98	23	4.3	3,729	1,584	2.4	0	77	0.0
437	Rangpur RWH	Sundarganj	80,364	35,756	2.2	84,326	42,978	2.0	175	110	1.6	15,530	7,886	2.0	50	273	0.2
438	Rangpur RWH	Taraganj	22,562	7,560	3.0	16,330	8,962	1.8	26	11	2.4	2,576	1,136	2.3	0	127	0.0
439	Rangpur RWH	Ulipur	43,424	23,303	1.9	31,775	23,097	1.4	18	24	0.8	7,628	3,554	2.1	0	77	0.0
440	Sylhet RWH	Ajmiriganj	10,134	3,957	2.6	10,440	5,647	1.8	23	5	4.6	658	338	1.9	100	49	2.0
441	Sylhet RWH	Bahubal	10,452	6,318	1.7	9,887	5,895	1.7	14	8	1.8	746	459	1.6	104	35	3.0
442	Sylhet RWH	Balaganj	74,400	36,400	2.0	33,030	12,418	2.7	29	18	1.6	4,098	1,960	2.1	151	72	2.1
443	Sylhet RWH	Baniachong	35,305	10,854	3.3	13,500	13,800	1.0	66	5	13.2	1,200	913	1.3	7	120	0.1
444	Sylhet RWH	Barlekha	14,504	7,318	2.0	15,840	6,657	2.4	5	6	0.8	1,121	498	2.3	100	42	2.4
445	Sylhet RWH	Beani Bazar	44,000	18,489	2.4	13,885	5,886	2.4	37	11	3.4	940	572	1.6	105	24	4.4
446	Sylhet RWH	Bishwambarpur	13,930	6,015	2.3	15,630	7,289	2.1	23	5	4.6	1,116	605	1.8	174	29	6.0
447	Sylhet RWH	Bishwanath	23,408	9,453	2.5	13,584	4,074	3.3	28	11	2.5	895	461	1.9	22	40	0.6
448	Sylhet RWH	Chhatak	34,400	14,359	2.4	21,750	9,920	2.2	180	69	2.6	1,774	799	2.2	101	36	2.8
449	Sylhet RWH	Chunarughat	24,650	8,989	2.7	860	13,464	0.1	13	4	3.3	2,068	1,033	2.0	1	35	0.0
450	Sylhet RWH	Companiganj	32,664	13,789	2.4	16,530	7,370	2.2	8	3	2.7	2,799	1,406	2.0	51	42	1.2

SL	Warehouse Name	Upazila Name	Condom			Shukhi			IUD			Injectables			Implant		
			CBL	AMD	MOS	CBL	AMD	MOS	CBL	AMD	MOS	CBL	AMD	MOS	CBL	AMD	MOS
451	Sylhet RWH	Dakshin Sunamganj	20,100	9,471	2.1	15,135	7,354	2.1	21	9	2.3	1,257	663	1.9	160	65	2.5
452	Sylhet RWH	Dakshin Surma	84,300	41,191	2.0	28,080	10,831	2.6	34	5	6.8	3,015	1,284	2.3	85	22	3.9
453	Sylhet RWH	Derai	53,704	26,267	2.0	26,397	10,964	2.4	54	22	2.5	1,811	972	1.9	170	66	2.6
454	Sylhet RWH	Dowarabazar	23,360	11,661	2.0	18,515	10,535	1.8	39	5	7.8	1,475	859	1.7	146	129	1.1
455	Sylhet RWH	Fenchuganj	15,100	6,669	2.3	10,035	3,453	2.9	58	18	3.2	700	282	2.5	75	20	3.8
456	Sylhet RWH	Golapganj	50,396	25,501	2.0	16,635	6,587	2.5	58	22	2.6	1,524	666	2.3	105	54	1.9
457	Sylhet RWH	Gowainghat	44,600	21,011	2.1	20,895	10,402	2.0	25	13	1.9	6,160	2,985	2.1	100	101	1.0
458	Sylhet RWH	Habiganj Sadar	36,600	17,673	2.1	24,840	16,032	1.5	225	95	2.4	2,831	1,529	1.9	0	57	0.0
459	Sylhet RWH	Jagannathpur	31,208	11,926	2.6	20,465	6,842	3.0	33	17	1.9	1,078	356	3.0	10	70	0.1
460	Sylhet RWH	Jaintiapur	43,800	19,197	2.3	24,660	7,972	3.1	46	23	2.0	4,777	2,487	1.9	159	25	6.4
461	Sylhet RWH	Jamalganj	24,892	11,823	2.1	21,600	9,878	2.2	52	5	10.4	2,617	1,230	2.1	100	36	2.8
462	Sylhet RWH	Juri	17,400	7,503	2.3	13,230	5,124	2.6	48	23	2.1	1,114	392	2.8	205	62	3.3
463	Sylhet RWH	Kamalganj	29,000	12,528	2.3	23,025	9,247	2.5	110	52	2.1	1,850	882	2.1	120	38	3.2
464	Sylhet RWH	Kanaighat	49,728	27,224	1.8	23,505	13,839	1.7	39	16	2.4	5,168	2,616	2.0	60	41	1.5
465	Sylhet RWH	Kulaura	28,420	11,972	2.4	22,315	10,348	2.2	24	7	3.4	5,788	2,303	2.5	100	41	2.4
466	Sylhet RWH	Lakhai	12,180	6,032	2.0	12,900	7,054	1.8	68	11	6.2	751	416	1.8	50	78	0.6
467	Sylhet RWH	Madhabpur	17,800	9,496	1.9	30,030	14,530	2.1	10	5	2.0	1,584	833	1.9	55	37	1.5
468	Sylhet RWH	Maulvibazar Sadar	29,496	12,221	2.4	21,330	9,530	2.2	178	84	2.1	1,985	941	2.1	30	59	0.5
469	Sylhet RWH	Nabiganj	19,000	8,735	2.2	20,100	10,586	1.9	14	10	1.4	1,173	459	2.6	150	56	2.7
470	Sylhet RWH	Rajnagar	21,300	9,742	2.2	20,645	10,050	2.1	35	16	2.2	1,688	1,240	1.4	150	52	2.9
471	Sylhet RWH	Sreemangal	29,700	14,174	2.1	23,190	11,216	2.1	40	27	1.5	2,828	1,312	2.2	0	101	0.0
472	Sylhet RWH	Sulla	24,000	8,968	2.7	21,960	5,721	3.8	19	2	9.5	1,075	389	2.8	50	40	1.3
473	Sylhet RWH	Sunamganj Sadar	27,532	12,837	2.1	21,854	8,218	2.7	66	33	2.0	3,101	1,223	2.5	115	96	1.2
474	Sylhet RWH	Sylhet Sadar	144,200	67,877	2.1	51,830	26,260	2.0	201	111	1.8	24,423	11,856	2.1	200	315	0.6
475	Sylhet RWH	Tahirpur	31,644	16,671	1.9	21,855	10,986	2.0	25	7	3.6	4,170	934	4.5	300	61	4.9

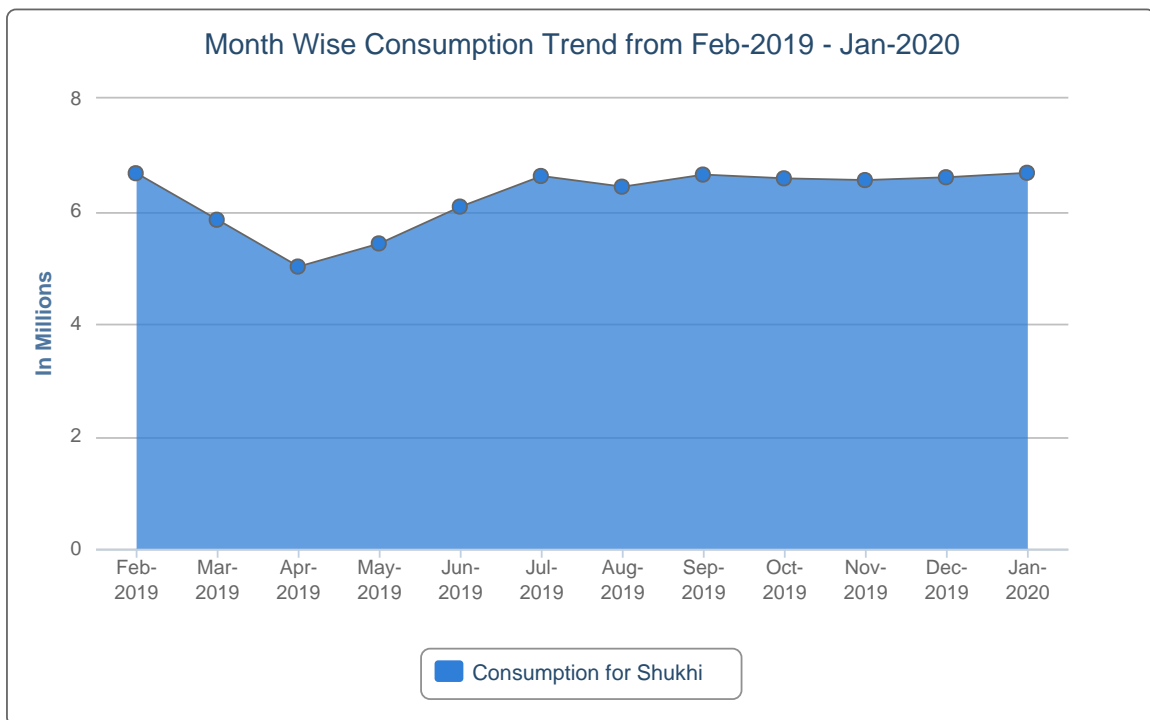
SL	Warehouse Name	Upazila Name	Condom			Shukhi			IUD			Injectables			Implant		
			CBL	AMD	MOS	CBL	AMD	MOS	CBL	AMD	MOS	CBL	AMD	MOS	CBL	AMD	MOS
476	Sylhet RWH	Zakiganj	47,684	22,932	2.1	24,051	10,031	2.4	38	9	4.2	3,009	1,287	2.3	160	91	1.8
477	Tangail RWH	Basail	66,960	21,174	3.2	29,767	12,955	2.3	104	29	3.6	4,504	1,151	3.9	300	100	3.0
478	Tangail RWH	Bhuapur	82,032	23,155	3.5	59,658	18,026	3.3	90	40	2.3	4,504	1,635	2.8	0	88	0.0
479	Tangail RWH	Chauhali	35,400	14,446	2.5	23,760	7,797	3.0	50	14	3.6	1,490	1,179	1.3	401	34	11.8
480	Tangail RWH	Delduar	42,600	17,614	2.4	49,992	17,860	2.8	200	27	7.4	2,930	1,281	2.3	150	56	2.7
481	Tangail RWH	Ghatail	102,360	39,731	2.6	80,760	41,257	2.0	180	30	6.0	7,550	3,759	2.0	100	110	0.9
482	Tangail RWH	Gopalpur	67,474	18,833	3.6	58,365	14,843	3.9	164	30	5.5	6,109	1,745	3.5	0	61	0.0
483	Tangail RWH	Kalihati	94,300	29,187	3.2	59,265	29,275	2.0	407	70	5.8	7,897	3,470	2.3	310	62	5.0
484	Tangail RWH	Madhupur	108,300	30,389	3.6	53,475	29,629	1.8	104	23	4.5	8,719	3,160	2.8	500	82	6.1
485	Tangail RWH	Mirzapur	43,520	27,077	1.6	47,340	25,534	1.9	207	47	4.4	3,910	1,251	3.1	200	65	3.1
486	Tangail RWH	Nagarpur	53,136	33,812	1.6	55,155	22,834	2.4	135	83	1.6	4,609	2,329	2.0	100	128	0.8
487	Tangail RWH	Sakhipur	34,668	24,612	1.4	45,225	23,246	1.9	40	32	1.3	4,434	1,047	4.2	500	34	14.7
488	Tangail RWH	Tangail Sadar	75,600	43,070	1.8	104,880	23,496	4.5	137	53	2.6	8,138	3,142	2.6	50	181	0.3

7. Month-wise Consumption Trend

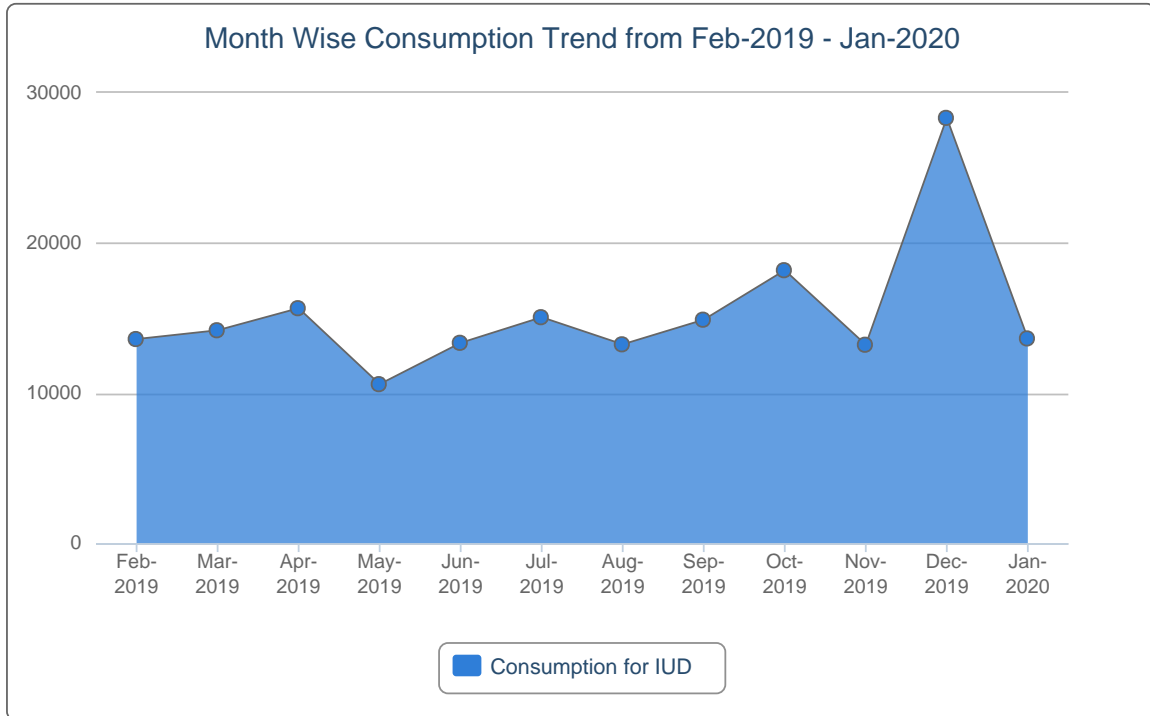
7(a).



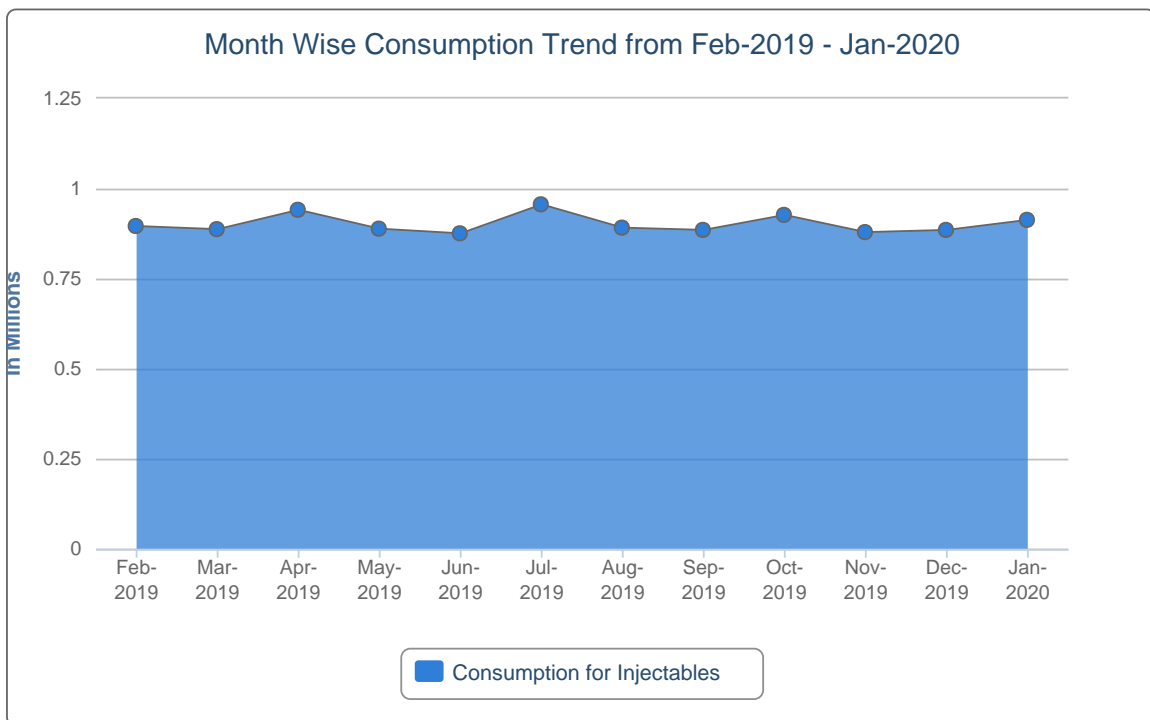
7(b).



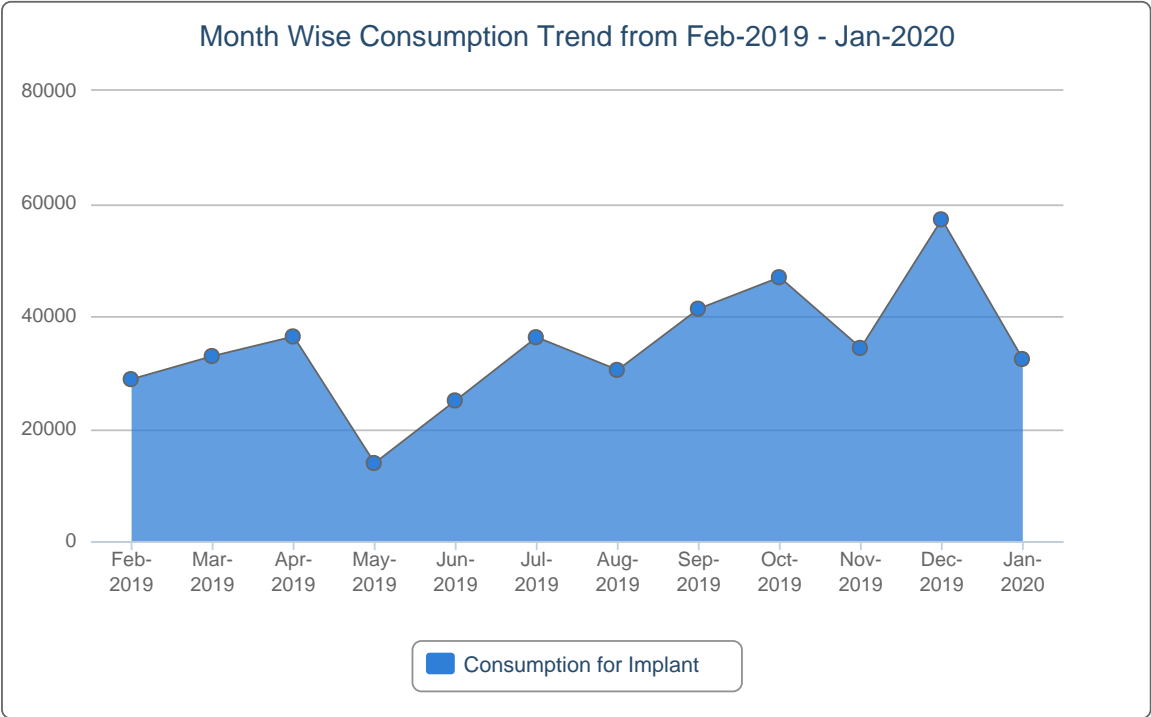
7(c).



7(d).



7(e).



8. Report on Upazila and Warehouse Having Stock Out in last month

SL	Products Name	No of Stockout WH	% of Stockout WH	No of Stockout Upazila Store	% of Stockout Upazila Store	No of Stockout Upazila Field	% of Stockout Upazila Field
1	Condom	0	0%	0	0%	0	0%
2	Shukhi	0	0%	0	0%	0	0%
3	IUD	0	0%	0	0%	0	0%
4	Injectables	0	0%	0	0%	0	0%
5	Implant (Total)	0	0%	-	-	0	0%

List of Stock Out Warehouses

SL	Commodity	Warehouse	Phone
<i>No StockOut in Warehouse</i>			

List of StockOut Upazilas

SL	Commodity	Warehouse	District	Upazila	Phone
<i>No Stockout in Upazila</i>					

ছেলে হোক, মেয়ে হোক
দু'টি সন্তানই যথেষ্ট



Management Information System (MIS)
Directorate General of Family Planning (DGFP)
6, Kawran Bazar, Dhaka-1215
Email: dirmis@dgfp.gov.bd, dirls@dgfp.gov.bd
www.dgfp.gov.bd, www.scmpbd.org

If you need more information, please visit at <https://www.scmpbd.org>