

FAMILY PLANNING MONTHLY LOGISTICS REPORT

November 2019



Management Information System (MIS)
Directorate General of Family Planning (DGFP)
6, Kawran Bazar, Dhaka- 1215
Email: dirmis@dgfp.gov.bd, dirls@dgfp.gov.bd
www.dgfp.gov.bd, www.scmpbd.org

Government of the People's Republic of Bangladesh
Directorate General of Family Planning
Management Information System (MIS)
6, Kawran Bazar, Dhaka- 1215
www.dgfp.gov.bd

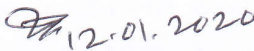
Memo No. 59.11.00000.402.16.002.19-05

Date: 12 January, 2020.

Sub: Family Planning Monthly Logistics Report for the Month of November, 2019.

Family Planning Monthly Logistics Report for the Month of November'2019 is sent herewith for your kind information & necessary action. This report is prepared on the basis of Form-7 submitted by Warehouses and Form-7B submitted by Upazila Family Planning Offices by using WIMS & UIMS operational tools. It provides useful information on monthly distribution and stock balance of all the major contraceptives & DDS Kits of Warehouse/Upazila Stores. A summary of important events happened during reporting month has been included in this report. For more information you are requested to visit at www.scmpbd.org web site.

Comments and suggestions for improvement of this report will be highly appreciated.


(Manoj Kumar Roy)
Joint Secretary (MEFW Division)
And
Director & Line Director (MIS)
Phone: 55012352
Mail: dirmis@dgfp.gov.bd

Memo No. 59.11.00000.402.16.002.19-05

Date: 12 January, 2020.

Copy of the report forwarded to:

1. Secretary, Medical Education & Family Welfare Division, Ministry of Health & Family Welfare, Bangladesh Secretariat, Dhaka.
2. Additional Secretary (Admin), Medical Education & Family Welfare Division, Ministry of Health & Family Welfare, Bangladesh Secretariat, Dhaka.
3. Director (Administration), Directorate General of Family Planning, 6 Kawran Bazar, Dhaka 1215.
4. Joint Secretary (Development), Medical Education & Family Welfare Division, Ministry of Health & Family Welfare, Bangladesh Secretariat, Dhaka.
5. Director (Logistics & Supply) and Line Director (Procurement, Storage & Supply Management), Directorate General of Family Planning, 6 Kawran Bazar, Dhaka 1215.
6. Director & Line Director (MIS), Directorate General of Family Planning, 6 Kawran Bazar, Dhaka.
7. Director Finance & Line Director (Family Planning Field Service Delivery), Directorate General of Family Planning, 6 Kawran Bazar, Dhaka 1215.
8. Director (IEM) & Line Director (Information, Education and Communication), Directorate General of Family Planning, 6 Kawran Bazar, Dhaka 1215.

9. Director (Planning) & Line Director (Planning Monitoring and Evaluation), Directorate General of Family Planning, 6 Kawran Bazar, Dhaka 1215.
10. Director (MCH-Services) & Line Director (MCRAH), Directorate General of Family Planning, 6 Kawran Bazar, Dhaka 1215.
11. Line Director (CCSDP, Directorate General of Family Planning, 6 Kawran Bazar, Dhaka 1215.
12. Director (Audit), Directorate General of Family Planning, 6 Kawran Bazar, Dhaka 1215.
13. Divisional Director, Family Planning, Dhaka / Chittagong / Rajshahi / Khulna / Sylhet / Barisal/ Rangpur/ Mymensingh Division.
14. Joint Chief (Planning), Health Service Division, Ministry of Health & Family Welfare, Bangladesh Secretariat, Dhaka
15. Joint Chief (Population & Planning wing), Planning commission, Sher-e-Bangla Nagar, Dhaka.
16. Joint Chief (Planning), Program Management and Monitoring Unit (PMMU), Azimpur, Dhaka-1205.
17. Superintendent, Maternal & Child Health Training Institute (MCHTI), Azimpur, Dhaka.
18. Director, Mohammadpur Fertility Services & Training Centre (MFSTC), Mohammadpur, Dhaka.
19. Director, Maternal & Child Health Training Institute (MCHTI), Lalkuthi, Mirpur, Dhaka.
20. P.S. to the Honorable Minister, Ministry of Health and Family Welfare, Bangladesh Secretariat, Dhaka, for kind information of the Honorable Minister.
21. Deputy Chief (Planning), Medical Education & Family Welfare Division, Ministry of Health & Family Welfare, Bangladesh Secretariat, Dhaka.
22. Additional Director (Drugs and Stores), Directorate General of Family Planning, Central Warehouse, Mohakhali, Dhaka.
23. Deputy Director, Family Planning, ----- District (You are requested to take appropriate measures to ensure timely online submission of Form 7B report from upazilas).
24. Regional/District Consultant, FPCS-QIT, District Family Planning Office, ----- District.
25. Central/Regional Supply Officer, Family Planning, ----- CWH/RWHs.
26. Assistant Maintenance Engineer, MIS Unit, DGFP (Requested to upload this report to DGFP website).
27. Country Project Director, SIAPS/MSH, House: 3, Road: No. 23B, Gulshan-1, Dhaka-1212.
28. Country Director, the World Bank, E-32, Agargaon, Sher-e-Bangla Nagar, Dhaka-1207.
29. Team Leader, Population & Health Team, USAID, Madani Avenue, Baridhara, Dhaka.
30. Country Representative, UNFPA, IDB Bhaban, Agargaon, Sher-E-Bangla Nagar, Dhaka.
31. Managing Director, SMC, SMC Tower, 33 Banani C/A, Dhaka-1213.
32. Documentation Center, IEM Unit, Directorate General of Family Planning, 6 Kawran Bazar, Dhaka.
33. Responsible person of Dispatch Section, MIS Unit, DGFP (Requested to distribute the published 'Family Planning Monthly Logistics Report' to concerned Person/Office/Organization).
34. PA to Director General, Directorate General of Family Planning, 6 Kawran Bazar, Dhaka 1215.
35. Concerned Organization/Person.

Ajoy Ratan Barua
12.01.2026
(Ajoy Ratan Barua)
Deputy Director (MIS)

Table Of Contents

	Page
1. DGFP Stock Status Report	1-2
2. National Receipts Quantity by Product by Month	3
3. National Level Contraceptive Summary Report	4
4. Stock Status Report at Different Levels	5
5. Contraceptive Stock Status by Product at Upazila Store and Field	6-10
6. Contraceptive Stock Status by Product at Regional Warehouses/Upazila	11-31
7. Month-wise Consumption Trend	32-34
8. Report on Upazila and Warehouse Having Stock Out in last month	35

1. DGFP Stock Status Report

Year →	2019												2020												2021												2022						
	12	1	2	3	4	5	6	7	8	9	10	11	12	1	2	3	4	5	6	7	8	9	10	11	12	1	2	3	4	5	6	7											
Min.-Max. →						Min						Max																															
Product ↓	CS - 64.05m : 6.7 MOS																																										
Condom	6.7 MOS					163.63m = 17.0 MOS																																					
*AMC = 9.54m	FY 2019-20: 175.75m (12.12m received in November 2019)																																										
	CS (74.93m) : 11.1 MOS																																										
Pill (Total)	11.1 MOS					113m = 17.0 MOS																																					
*AMC = 6.74m	FY 2019-20: 100m (2nd Generation)-RPA, 14m (3rd Generation)-RPA10m & Rev. 4m																																										
	APON : 3m (GOB-RPA) & 1m (GOB-Rev)																																										
	CS (0.478m): 32.5 MOS																																										
IUD	32.5 MOS (August 2022)																																										
*AMC = 14,726	2018-19: 0.3m Yet to receive.																																										
	CS (13.66m): 15.1 MOS																																										
Injectables	15.1 MOS					13.25m = 15.0 MOS																																					
*AMC = 0.902m	FY 2019-20: 13.25m (RPA - 13.25m)																																										
	CS-(0.563m) - 15.7 MOS																																										
Implant	15.7 MOS					0.55m = 15.0 MOS																																					
*AMC = 35,957																																											
	<p>Pill (Total): 2nd & 3rd generation Shukhi and APON</p> <p>*AMC is calculated based on past 6-months consumption</p> <p>Data Sources: DGFP/L&S unit, DGFP LMIS web site - https://scmpbd.org/ Central Warehouse WIMS data and Approved DGFP Procurement Plan</p> <p>National min-max stock level is 6 & 10 MOS</p>																																										
	<p>Legend:</p> <ul style="list-style-type: none"> ■ Current Stock (CS): Less than 3 MOS ■ Current Stock (CS): MOS 3.0 to Less than 6 MOS ■ Current Stock (CS): MOS 6 and above ■ Planned for FY 2019-20 ■ Procurement completed, yet to be received ■ Donation AMC = Average Monthly Consumption 																																										

DGFP STOCK STATUS NOTES
(For Contraceptives)
Month: November 2019

CONDOM – Current national stock is 64.05 million pieces and this stock can be used up to June 2020.

- 2019-20: GoB (Rev.) – 175.75 million pcs: DGFP received 12.12 million in November 2019. Rest 163.63 million will be delivered to DGFP from December 2019 and onward.

PILL – Current national stock of Oral Contraceptive Pill is 74.93 million cycles which will go up to October 2020.

- 2019-20: GoB (Rev) – 4 million cycles (3rd generation): contract signed on 22-10-2019 Goods not yet been received ,
- 2019-20: GoB (Rev) – 1 million cycles (POP), contract signed on 21-10-2019 , Goods not yet been received
- 2019-20: GoB (RPA) – 100 million cycles (2nd generation): IFT published on 12/11/2019.
- 2019-20: GoB (RPA) – 10 million cycles (3rd generation) IFT published on 08/11/2019.
- 2019-20: GoB (RPA) – 3 million cycles (POP) IFT published on 08/11/2019.

IUD – Current national stock is 0.478 million pcs and this stock can be used up to August 2022.

- Status of 2018-19 procurement: 0.3 million sets – Contract signed on 20.03.2019. Goods not yet been received.

INJECTABLES – Current stock of 13.66 million vials and that can be used up to February 2021.

- 2019-20: GoB (Rev) – 4.23 million vials: DGFP received the full quantity on 11th November 2019
- 2019-20: GoB (RPA) – 13.25 million vials, IFT published on 08/11/2019

IMPLANT – Current stock is 0.563 million sets and this can be used up to March 2021.

- 2019-20: GoB (RPA) -150000 sets: IFT Published on 11/11/2019
- 2019-20: GoB (Dev) – 200000 sets: IFT Published on 11/11/2019
- 2019-20: GoB (Dev) - 200000 sets: IFT Published on 11/11/2019

You can also download the previous reports from <http://www.scmpbd.org/>

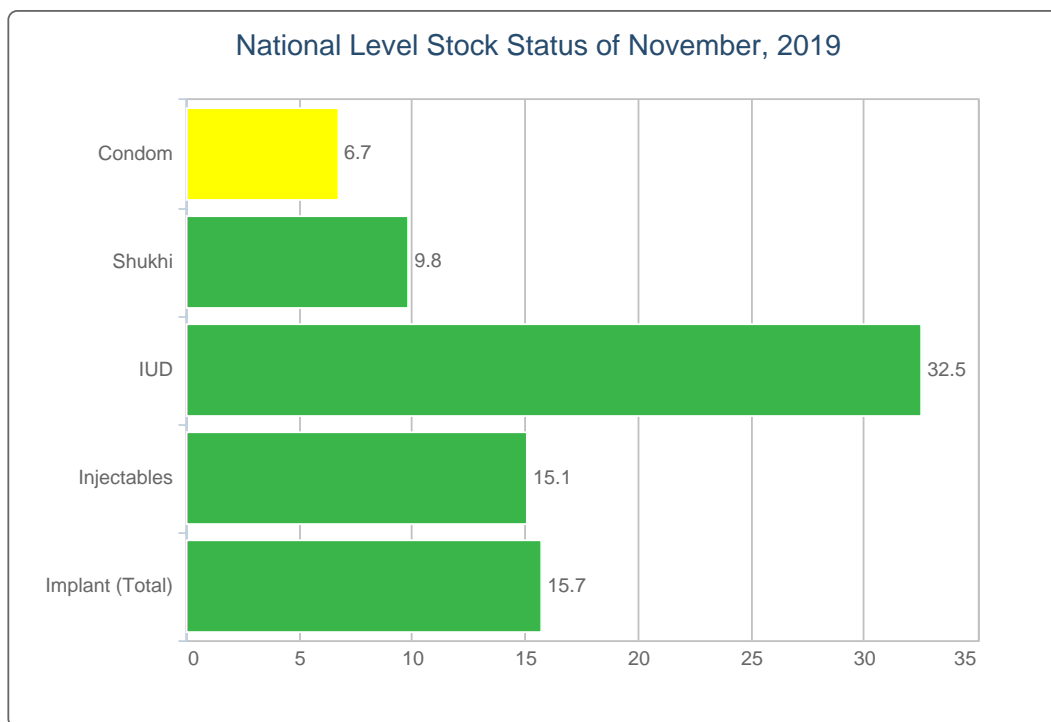
2. National Receipts Quantity by Product by Month

Contraceptive Received Report

Month: November, 2019

Item	Supplier	Receiver	Date Receipts	Qty
Condom	ESSENTIAL DRUGS CO. LTD.	Khulna RWH	30/11/19	6,476,400
	KHULNA ESSENTIAL LATEX PLANT (KELP)	Bogura RWH	30/11/19	5,652,000
Total				12,128,400
Injectables	TECHNO DRUGS Ltd	Dhaka CWH	30/11/19	4,230,000
Total				4,230,000

3. National Level Contraceptive Summary Report

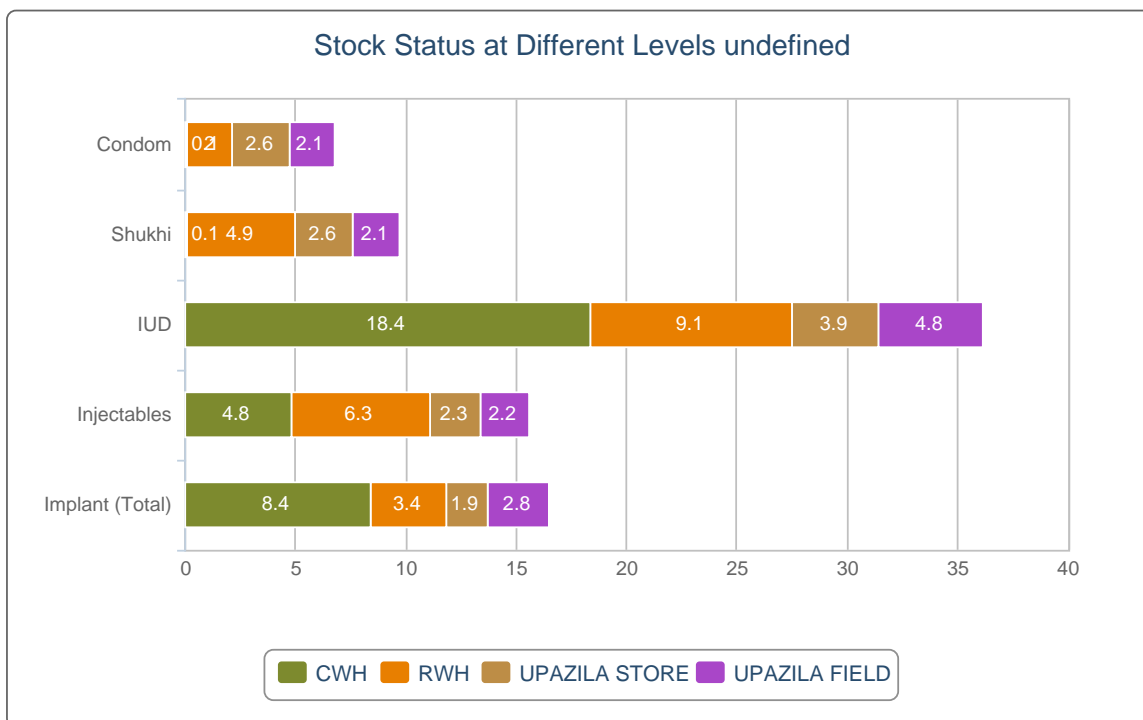


■ MOS less than 4.0
 ■ MOS 4.0 - 7.9
 ■ MOS 8.0 and above
 MOS = Month of Stock

National Level Stock Status of November, 2019

SL	Name of Products	Reported Consumption	Reported Closing Balance	Average Monthly Consumption	MOS
1	Condom	9,457,303	64,028,712	9,549,516	6.7
2	Shukhi	6,551,908	63,698,061	6,487,221	9.8
3	IUD	13,218	478,300	14,726	32.5
4	Injectables	879,227	13,658,489	902,623	15.1
5	Implant (Total)	34,330	563,404	35,957	15.7

4. Stock Status Report at Different Levels

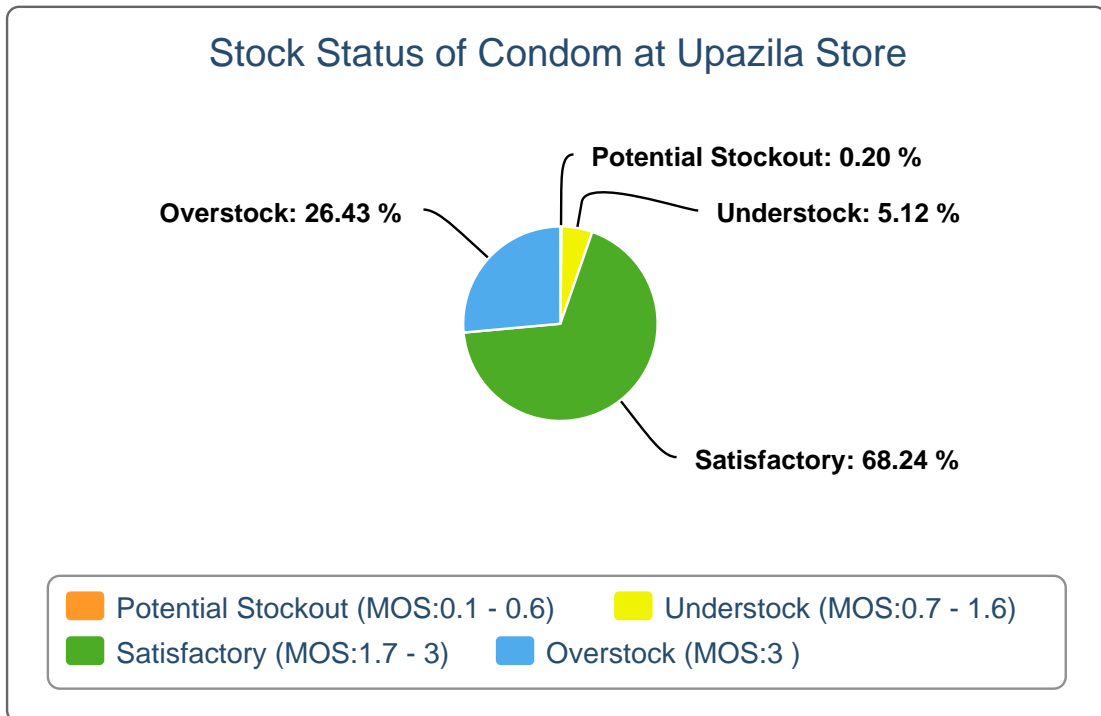


Stock Status at Different Levels November, 2019

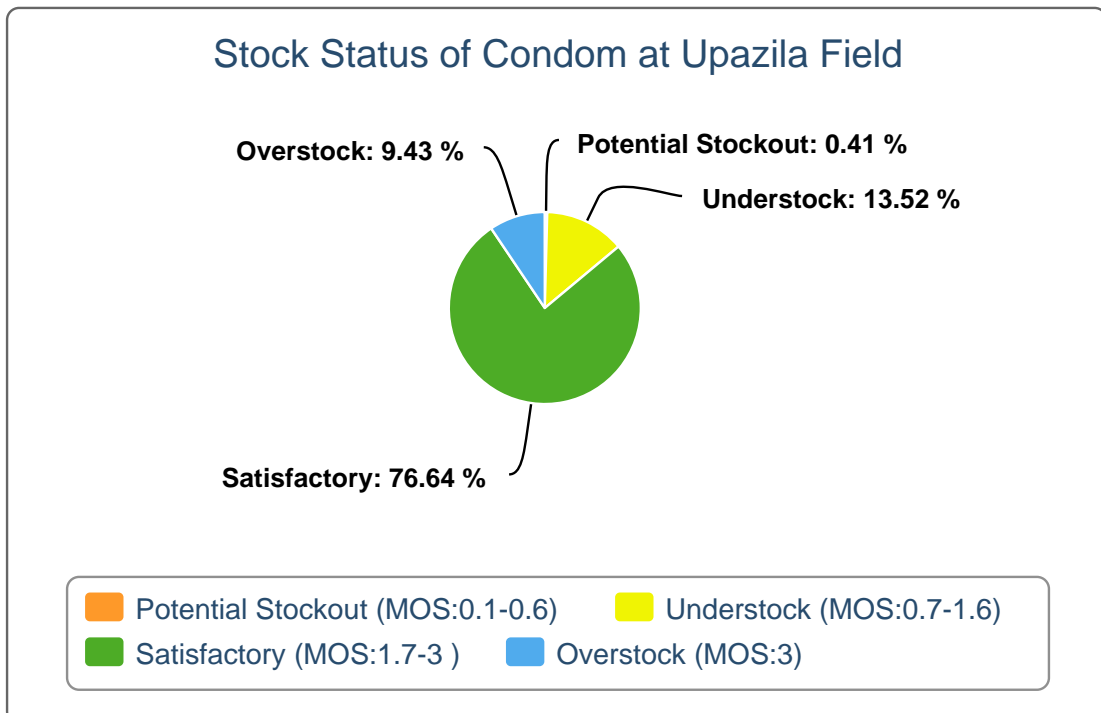
Products	Avg. Consump. of Last 6 Months	CWH Level	MOS	RWH Level	MOS	Upazila Level	MOS	Field Level	MOS	National Level	MOS
Condom	9,549,516	554,800	0.1	19,179,770	2	24,459,789	2.6	19,834,353	2.1	64,028,712	6.7
Shukhi	6,487,221	949,704	0.1	31,925,481	4.9	16,848,790	2.6	13,974,086	2.2	63,698,061	9.8
IUD	14,726	243,500	16.5	120,710	8.2	51,126	3.5	62,964	4.3	478,300	32.5
Injectables	902,623	4,219,685	4.7	5,536,300	6.1	2,007,959	2.2	1,894,545	2.1	13,658,489	15.1
Implant (Total)	35,957	287,300	8	115,138	3.2	65,531	1.8	95,435	2.7	563,404	15.7

5. Contraceptive Stock Status by Product at Upazila Store and Field

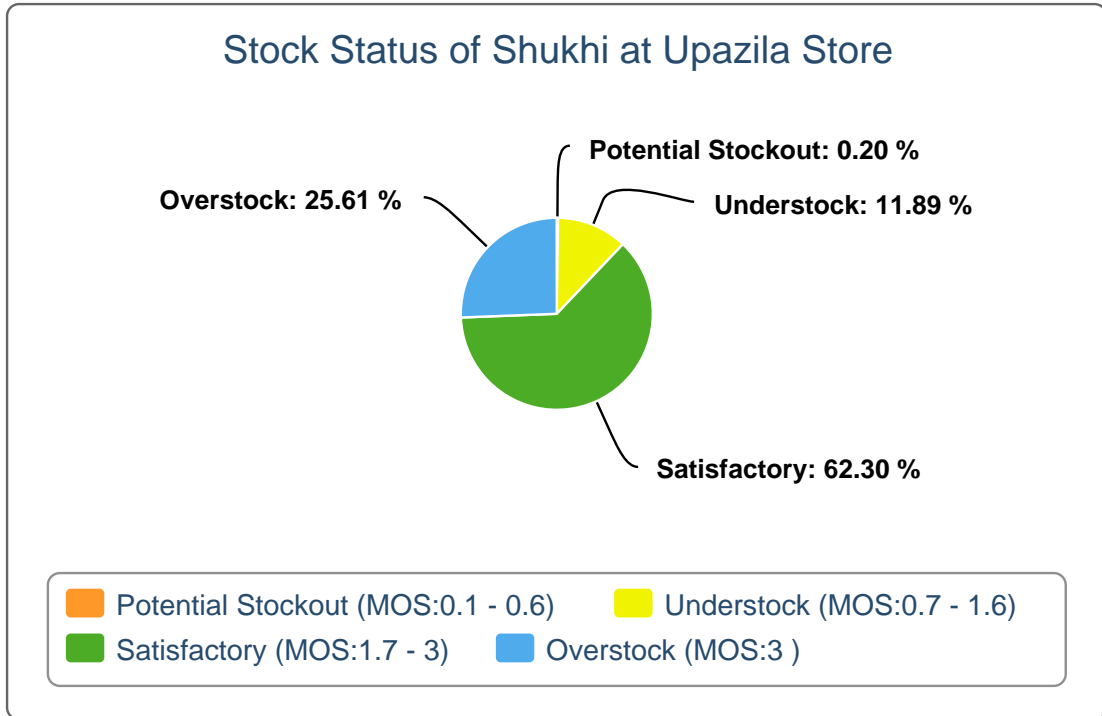
5(a).



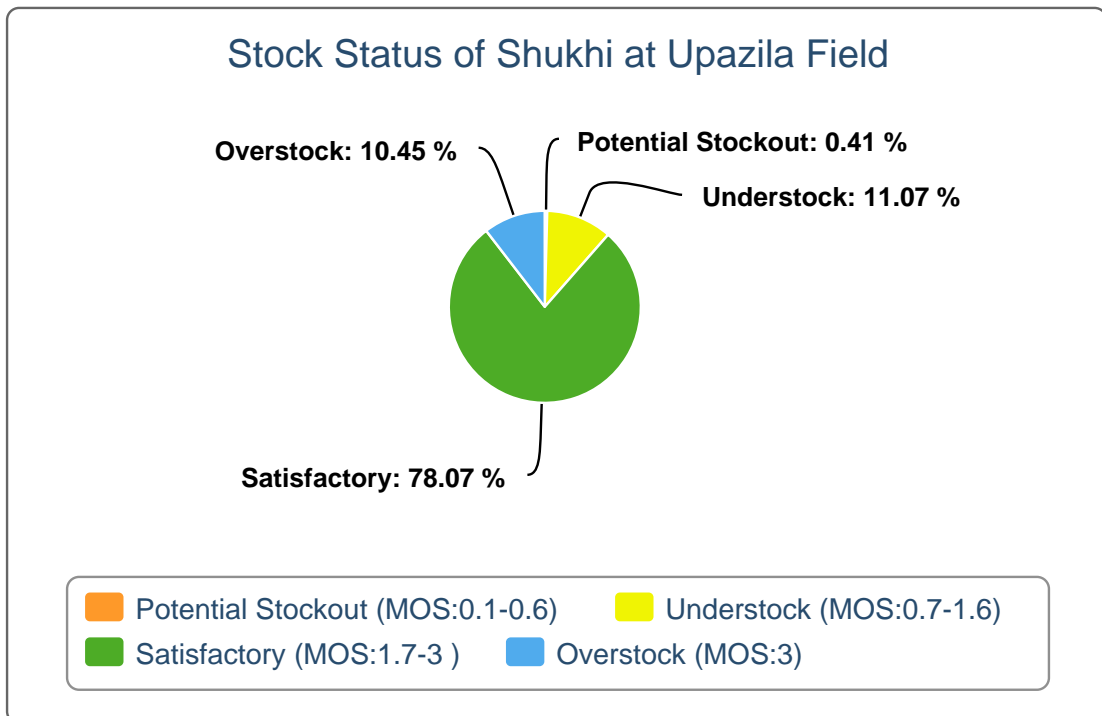
5(b).



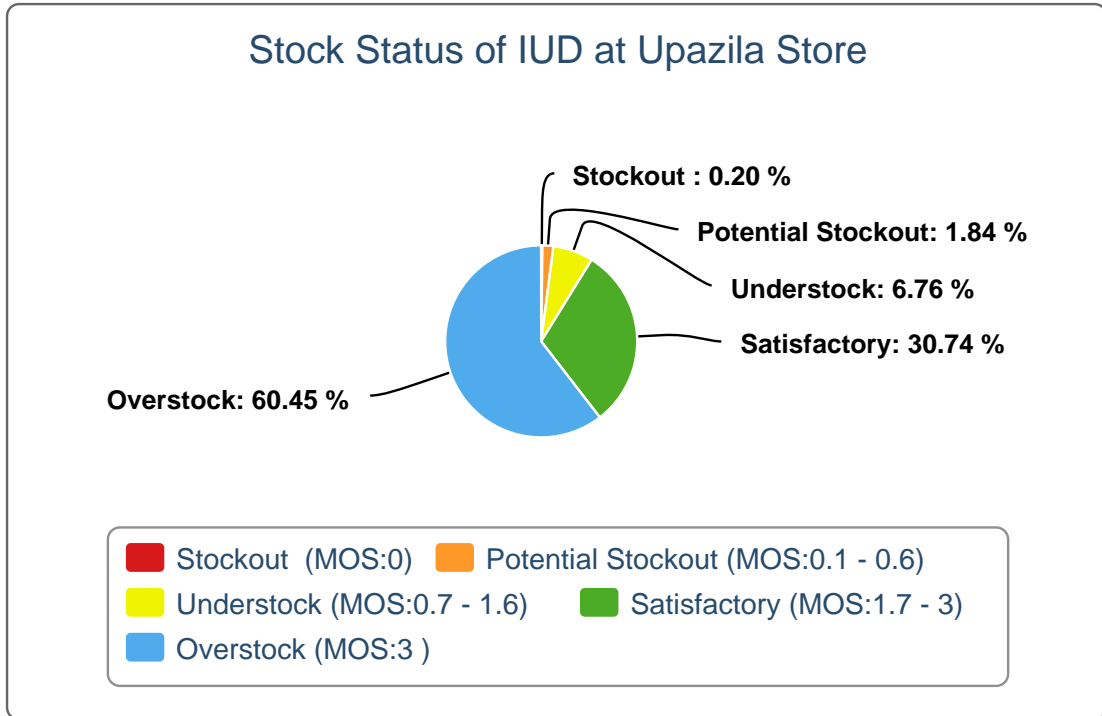
5(c).



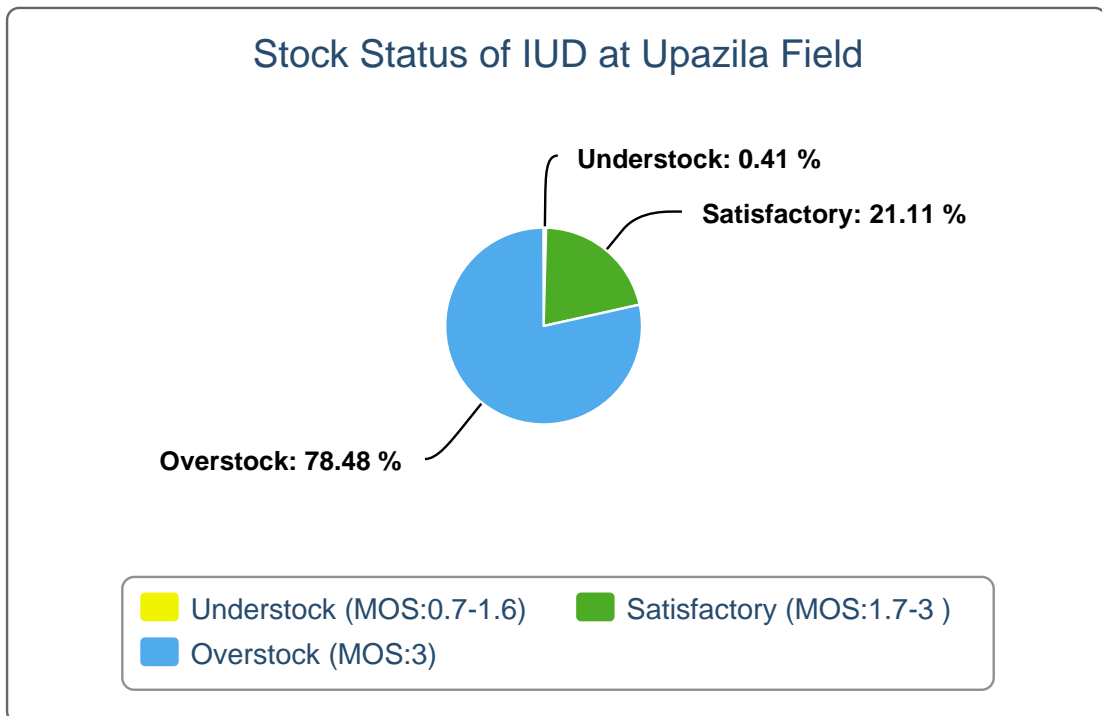
5(d).



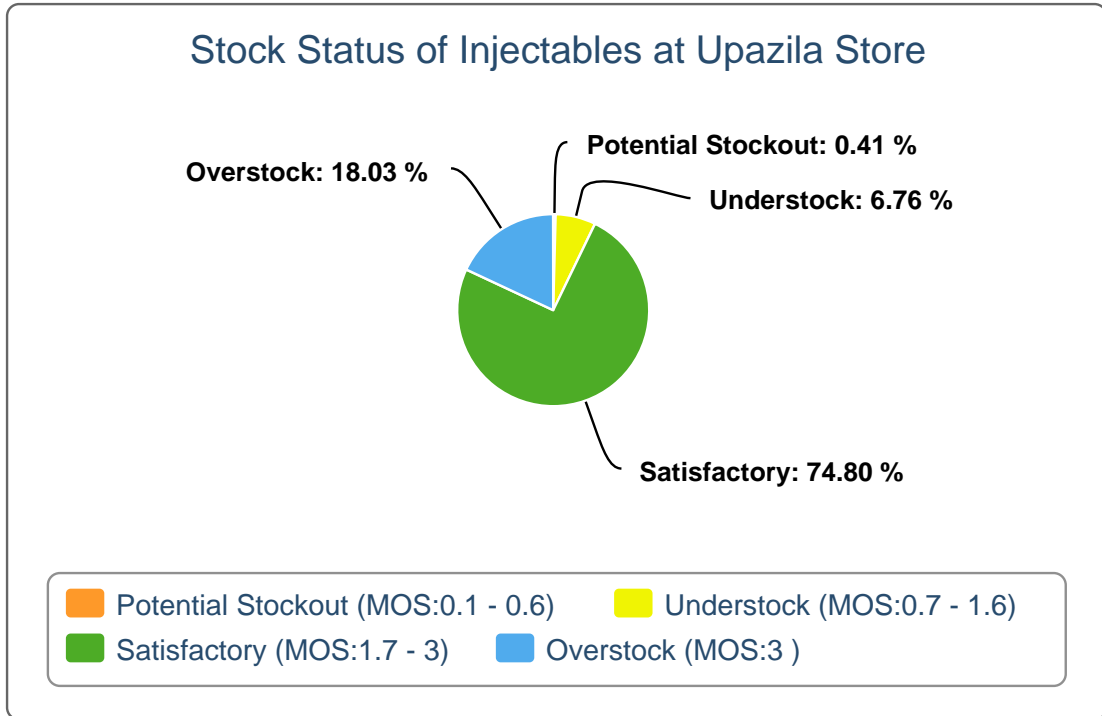
5(e).



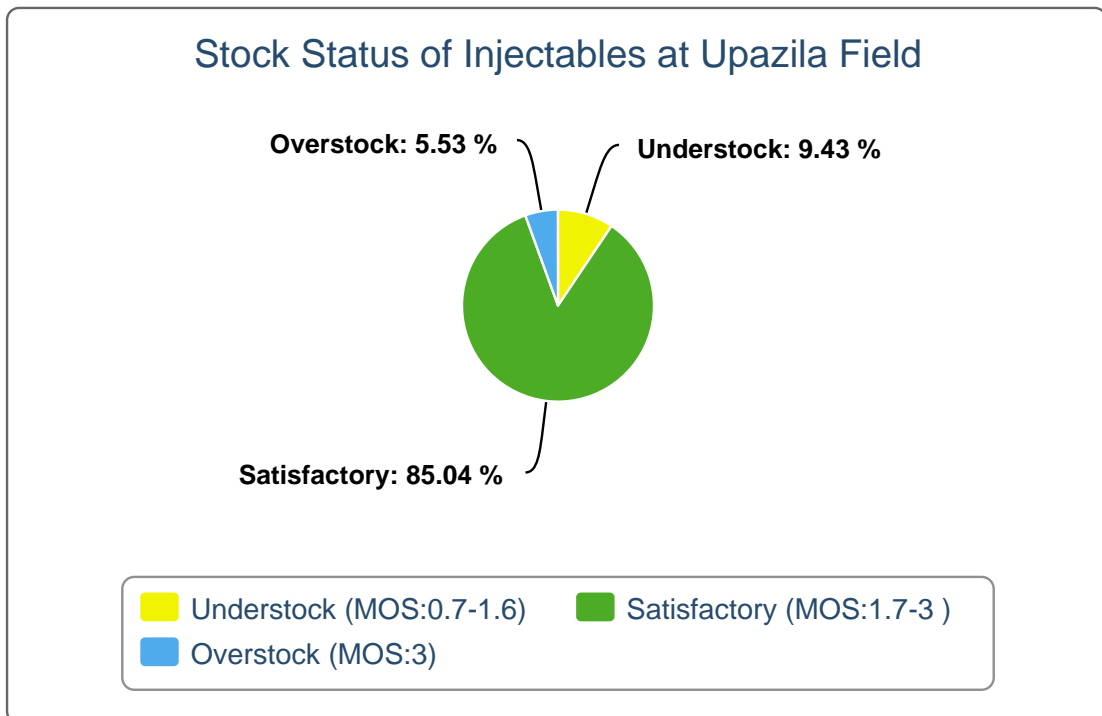
5(f).



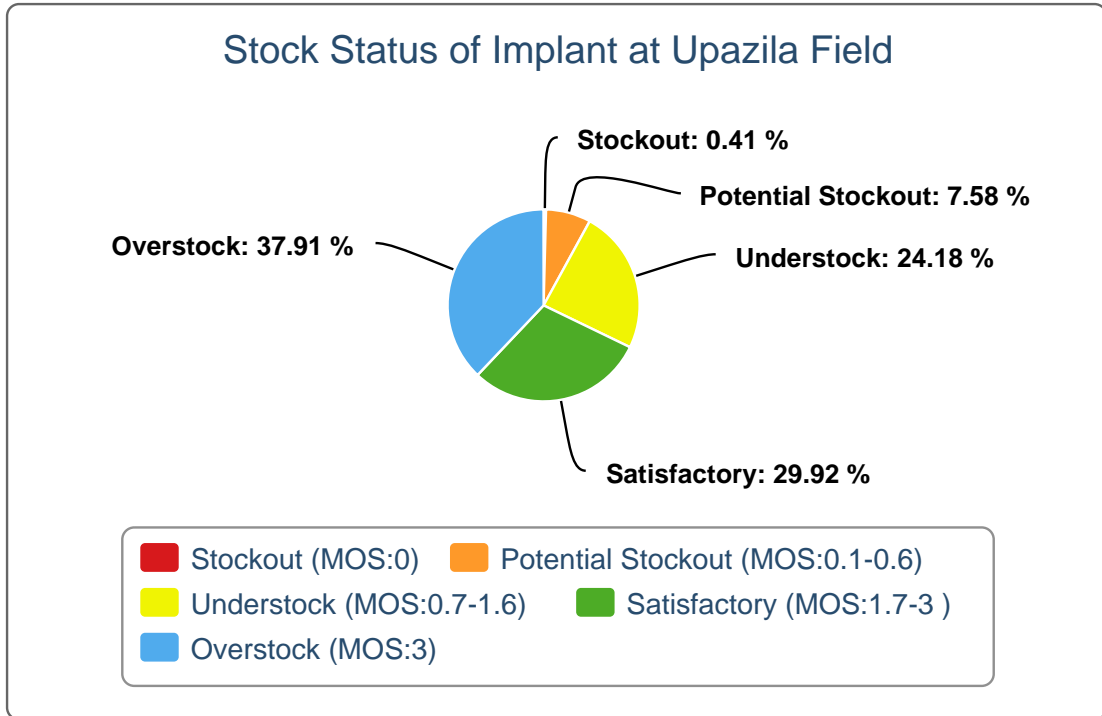
5(g).



5(h).



5(i).



6(a). Contraceptive Stock Status by Product at Regional Warehouses

SL	WH Name	Condom			Shukhi			IUD			Injectables			Implant		
		CBL	AMD	MOS	CBL	AMD	MOS	CBL	AMD	MOS	CBL	AMD	MOS	CBL	AMD	MOS
1	Bandarban RWH	79,200	39,108	2.0	66,240	20,177	3.3	325	112	2.9	13,000	2,870	4.5	488	239	2.0
2	Bhola RWH	453,600	100,443	4.5	315,360	81,573	3.9	3,700	223	16.6	80,000	38,184	2.1	2,920	506	5.8
3	Bogura RWH	3,415,970	564,409	6.1	1,602,110	369,031	4.3	11,450	610	18.8	240,900	32,661	7.4	12,004	2,673	4.5
4	Chattogram RWH	3,207,800	504,288	6.4	13,023,041	322,907	40.3	24,980	1,533	16.3	1,915,100	53,981	35.5	8,300	2,755	3.0
5	Cumilla RWH	608,400	527,872	1.2	403,200	344,854	1.2	3,950	1,355	2.9	179,000	64,381	2.8	14,413	2,222	6.5
6	Dhaka CWH	554,800	1,416,333	0.4	949,704	754,756	1.3	243,500	1,873	130.0	4,219,685	99,174	42.5	287,300	3,009	95.5
7	Dinajpur RWH	586,800	200,971	2.9	168,480	280,095	0.6	5,500	406	13.5	62,000	35,951	1.7	5,018	2,063	2.4
8	Faridpur RWH	943,200	677,205	1.4	671,040	385,573	1.7	8,550	1,074	8.0	127,000	45,717	2.8	7,900	2,660	3.0
9	Jamalpur RWH	133,200	325,832	0.4	408,960	241,734	1.7	8,083	315	25.7	103,000	30,913	3.3	10,600	1,094	9.7
10	Jashore RWH	424,800	478,433	0.9	424,800	257,619	1.6	5,300	458	11.6	119,900	42,215	2.8	6,626	1,383	4.8
11	Khulna RWH	5,135,200	643,769	8.0	10,319,210	394,212	26.2	6,875	806	8.5	1,821,000	43,321	42.0	5,454	1,733	3.1
12	Kushtia RWH	262,800	309,601	0.8	684,000	157,083	4.4	1,261	182	6.9	76,700	32,975	2.3	3,700	708	5.2
13	Mymensingh RWH	626,400	693,552	0.9	535,680	704,618	0.8	9,850	898	11.0	133,500	55,509	2.4	9,600	2,960	3.2
14	Noakhali RWH	316,800	272,296	1.2	463,680	163,426	2.8	2,325	677	3.4	133,000	40,460	3.3	6,685	1,531	4.4
15	Pabna RWH	486,000	509,551	1.0	656,640	327,694	2.0	900	726	1.2	68,000	45,217	1.5	1,950	1,003	1.9
16	Patuakhali RWH	277,200	119,615	2.3	135,360	141,169	1.0	4,350	339	12.8	113,600	25,582	4.4	1,300	1,373	0.9
17	Rajshahi RWH	86,400	646,549	0.1	627,840	284,466	2.2	5,511	480	11.5	126,500	33,550	3.8	4,800	1,506	3.2
18	Rangamati RWH	134,400	46,684	2.9	109,440	35,164	3.1	350	104	3.4	17,500	3,313	5.3	250	235	1.1
19	Rangpur RWH	846,000	561,021	1.5	524,160	604,016	0.9	6,025	1,379	4.4	103,000	102,514	1.0	6,858	3,223	2.1
20	Sylhet RWH	943,200	586,914	1.6	495,360	356,489	1.4	8,725	771	11.3	78,600	49,353	1.6	4,100	2,198	1.9
21	Tangail RWH	212,400	325,070	0.7	290,880	260,565	1.1	2,700	405	6.7	25,000	24,782	1.0	2,172	883	2.5

6(b). Contraceptive Stock Status by Product at Upazila

SL	Warehouse Name	Upazila Name	Condom			Shukhi			IUD			Injectables			Implant		
			CBL	AMD	MOS	CBL	AMD	MOS	CBL	AMD	MOS	CBL	AMD	MOS	CBL	AMD	MOS
1	Bandarban RWH	Alikadam	19,004	10,389	1.8	5,127	2,643	1.9	57	10	5.7	3,125	403	7.8	50	53	0.9
2	Bandarban RWH	Bandarban Sadar	7,040	4,204	1.7	4,385	3,806	1.2	14	26	0.5	1,650	594	2.8	20	59	0.3
3	Bandarban RWH	Lama	15,288	5,962	2.6	10,665	4,518	2.4	110	42	2.6	2,345	726	3.2	82	55	1.5
4	Bandarban RWH	Naikhongchhari	30,804	8,691	3.5	13,290	4,010	3.3	35	12	2.9	2,805	738	3.8	110	12	9.2
5	Bandarban RWH	Rowangchhari	14,976	2,112	7.1	7,845	2,137	3.7	24	5	4.8	674	137	4.9	49	26	1.9
6	Bandarban RWH	Ruma	22,376	5,309	4.2	7,341	1,475	5.0	22	6	3.7	797	117	6.8	45	11	4.1
7	Bandarban RWH	Thanchi	13,464	2,441	5.5	7,485	1,588	4.7	36	11	3.3	524	155	3.4	70	23	3.0
8	Bhola RWH	Bhola Sadar	24,660	12,152	2.0	18,993	9,216	2.1	165	75	2.2	10,077	4,969	2.0	119	136	0.9
9	Bhola RWH	Burhanuddin	11,566	4,512	2.6	16,860	7,569	2.2	95	17	5.6	4,010	1,518	2.6	22	59	0.4
10	Bhola RWH	Char Fasson	40,100	21,305	1.9	33,390	16,005	2.1	98	29	3.4	16,646	8,643	1.9	288	80	3.6
11	Bhola RWH	Daulat Khan	13,900	6,049	2.3	13,740	6,900	2.0	33	10	3.3	8,500	3,929	2.2	122	31	3.9
12	Bhola RWH	Hizla	16,364	7,561	2.2	11,385	5,220	2.2	52	15	3.5	3,749	1,443	2.6	30	21	1.4
13	Bhola RWH	Lalmohan	36,510	16,705	2.2	24,825	12,392	2.0	90	22	4.1	13,089	6,435	2.0	72	71	1.0
14	Bhola RWH	Manpura	9,800	4,059	2.4	5,497	2,333	2.4	20	5	4.0	5,095	1,923	2.6	39	30	1.3
15	Bhola RWH	Mehendiganj	33,200	13,626	2.4	23,445	10,257	2.3	83	29	2.9	9,825	4,590	2.1	72	16	4.5
16	Bhola RWH	Muladi	16,512	8,271	2.0	15,270	6,975	2.2	21	13	1.6	4,277	1,727	2.5	0	30	0.0
17	Bhola RWH	Tazumuddin	16,844	6,203	2.7	11,190	4,706	2.4	65	8	8.1	6,070	3,007	2.0	72	32	2.3
18	Bogura RWH	Adamdighi	25,400	10,832	2.3	17,475	5,927	2.9	99	28	3.5	985	307	3.2	0	60	0.0
19	Bogura RWH	Akkelpur	20,560	5,719	3.6	11,115	5,549	2.0	24	10	2.4	1,085	438	2.5	100	79	1.3
20	Bogura RWH	Atrai	52,700	12,778	4.1	37,615	11,424	3.3	170	10	17.0	1,081	473	2.3	50	51	1.0
21	Bogura RWH	Badalgachhi	38,792	14,168	2.7	28,200	13,463	2.1	45	9	5.0	3,961	1,596	2.5	100	45	2.2
22	Bogura RWH	Bogura Sadar	130,140	68,346	1.9	20,435	12,618	1.6	84	74	1.1	5,032	2,261	2.2	194	222	0.9
23	Bogura RWH	Dhamoirhat	34,554	10,933	3.2	40,365	9,193	4.4	98	15	6.5	3,310	1,075	3.1	150	27	5.6
24	Bogura RWH	Dhunat	61,200	31,918	1.9	38,015	18,733	2.0	59	18	3.3	3,690	2,042	1.8	0	119	0.0
25	Bogura RWH	Dhupchanchia	37,000	9,088	4.1	24,435	7,841	3.1	33	17	1.9	1,910	817	2.3	100	129	0.8

SL	Warehouse Name	Upazila Name	Condom			Shukhi			IUD			Injectables			Implant		
			CBL	AMD	MOS	CBL	AMD	MOS	CBL	AMD	MOS	CBL	AMD	MOS	CBL	AMD	MOS
26	Bogura RWH	Gabtali	91,260	38,456	2.4	28,560	17,027	1.7	73	11	6.6	4,938	2,606	1.9	0	117	0.0
27	Bogura RWH	Ghoraghat	26,268	5,737	4.6	12,795	5,880	2.2	38	16	2.4	1,177	361	3.3	10	75	0.1
28	Bogura RWH	Hakimpur	8,000	6,832	1.2	14,601	3,602	4.1	73	9	8.1	1,083	225	4.8	0	46	0.0
29	Bogura RWH	Joypurhat Sadar	59,476	22,010	2.7	28,635	11,524	2.5	170	35	4.9	2,200	951	2.3	750	214	3.5
30	Bogura RWH	Kahaloo	46,956	17,856	2.6	29,610	10,689	2.8	112	29	3.9	2,437	935	2.6	200	135	1.5
31	Bogura RWH	Kalai	22,472	7,408	3.0	24,360	8,300	2.9	58	12	4.8	1,110	504	2.2	150	68	2.2
32	Bogura RWH	Khetlal	25,736	8,478	3.0	15,540	4,772	3.3	23	9	2.6	878	258	3.4	200	58	3.4
33	Bogura RWH	Mahadebpur	68,500	15,451	4.4	38,325	15,339	2.5	61	14	4.4	3,117	877	3.6	120	65	1.8
34	Bogura RWH	Manda	78,000	23,480	3.3	66,960	29,485	2.3	53	63	0.8	4,421	2,010	2.2	60	83	0.7
35	Bogura RWH	Nandigram	23,700	10,070	2.4	22,410	11,454	2.0	25	4	6.3	700	418	1.7	100	42	2.4
36	Bogura RWH	Naogaon Sadar	75,440	24,325	3.1	39,825	17,076	2.3	152	22	6.9	5,321	1,431	3.7	4	103	0.0
37	Bogura RWH	Niamatpur	52,508	18,678	2.8	37,080	15,574	2.4	38	18	2.1	3,897	956	4.1	50	78	0.6
38	Bogura RWH	Panchbibi	30,029	14,529	2.1	13,488	9,154	1.5	37	10	3.7	1,182	746	1.6	152	127	1.2
39	Bogura RWH	Patnitala	34,800	13,571	2.6	25,772	10,103	2.6	55	13	4.2	1,958	568	3.4	322	65	5.0
40	Bogura RWH	Porsha	35,268	10,523	3.4	26,865	8,949	3.0	74	12	6.2	1,604	499	3.2	150	30	5.0
41	Bogura RWH	Raninagar	41,208	13,195	3.1	29,295	12,083	2.4	95	7	13.6	2,014	483	4.2	100	31	3.2
42	Bogura RWH	Sapahar	43,490	10,671	4.1	24,152	9,965	2.4	44	10	4.4	2,706	1,030	2.6	200	35	5.7
43	Bogura RWH	Sariakandi	33,276	13,524	2.5	22,050	8,359	2.6	72	27	2.7	2,263	1,169	1.9	0	140	0.0
44	Bogura RWH	Shajahanpur	103,998	46,280	2.2	49,130	17,332	2.8	35	29	1.2	3,668	1,139	3.2	0	119	0.0
45	Bogura RWH	Sherpur	70,800	34,597	2.0	40,785	18,731	2.2	44	23	1.9	3,732	1,762	2.1	150	106	1.4
46	Bogura RWH	Shibganj	59,900	23,859	2.5	37,140	21,571	1.7	26	10	2.6	7,500	3,552	2.1	0	100	0.0
47	Bogura RWH	Sonatola	38,860	21,097	1.8	22,875	17,314	1.3	90	46	2.0	2,682	1,172	2.3	200	104	1.9
48	Chattogram RWH	Anowara	30,600	11,711	2.6	22,140	10,713	2.1	162	33	4.9	2,173	1,000	2.2	200	46	4.3
49	Chattogram RWH	Banshkhali	36,072	15,076	2.4	25,065	12,343	2.0	243	40	6.1	4,826	2,284	2.1	402	210	1.9
50	Chattogram RWH	Boalkhali	25,924	9,470	2.7	18,299	10,033	1.8	87	32	2.7	1,527	520	2.9	72	43	1.7

SL	Warehouse Name	Upazila Name	Condom			Shukhi			IUD			Injectables			Implant		
			CBL	AMD	MOS	CBL	AMD	MOS	CBL	AMD	MOS	CBL	AMD	MOS	CBL	AMD	MOS
51	Chattogram RWH	Chakaria	38,352	18,216	2.1	29,980	14,533	2.1	285	58	4.9	7,384	3,633	2.0	420	100	4.2
52	Chattogram RWH	Chandanaish	22,800	9,015	2.5	15,285	7,936	1.9	237	39	6.1	1,748	866	2.0	110	49	2.2
53	Chattogram RWH	Cox's Bazar Sadar	72,976	30,135	2.4	39,360	17,912	2.2	214	41	5.2	6,171	3,144	2.0	735	93	7.9
54	Chattogram RWH	Dighinala	21,984	8,221	2.7	14,880	8,274	1.8	80	20	4.0	1,995	972	2.1	100	45	2.2
55	Chattogram RWH	Double Mooring	112,896	60,408	1.9	22,350	13,323	1.7	496	234	2.1	6,321	4,304	1.5	380	228	1.7
56	Chattogram RWH	Fatikchhari	48,900	25,361	1.9	31,955	16,863	1.9	70	35	2.0	4,623	2,344	2.0	50	176	0.3
57	Chattogram RWH	Hathazari	68,781	32,735	2.1	32,725	16,685	2.0	106	35	3.0	2,562	1,262	2.0	250	63	4.0
58	Chattogram RWH	Khagrachhari Sadar	18,460	5,994	3.1	20,960	5,962	3.5	150	56	2.7	1,641	741	2.2	110	25	4.4
59	Chattogram RWH	Kutubdia	23,544	2,875	8.2	25,905	3,551	7.3	148	15	9.9	7,410	1,124	6.6	264	135	2.0
60	Chattogram RWH	Lakshmichhari	12,108	1,812	6.7	6,900	2,551	2.7	30	10	3.0	259	100	2.6	65	16	4.1
61	Chattogram RWH	Lohagara	16,618	7,451	2.2	17,235	8,153	2.1	250	21	11.9	2,900	1,402	2.1	250	29	8.6
62	Chattogram RWH	Mahalchhari	11,732	3,412	3.4	4,065	4,269	1.0	86	8	10.8	828	312	2.7	72	32	2.3
63	Chattogram RWH	Maheshkhali	20,388	8,023	2.5	33,050	16,406	2.0	114	36	3.2	5,801	2,939	2.0	428	66	6.5
64	Chattogram RWH	Manikchhari	5,996	1,430	4.2	4,710	1,944	2.4	79	3	26.3	1,206	561	2.1	190	15	12.7
65	Chattogram RWH	Matiranga	17,100	7,633	2.2	14,860	7,504	2.0	100	25	4.0	1,821	914	2.0	352	85	4.1
66	Chattogram RWH	Mirsharai	44,832	15,026	3.0	45,694	14,241	3.2	115	65	1.8	4,886	2,244	2.2	200	82	2.4
67	Chattogram RWH	Panchhari	9,304	3,865	2.4	8,130	4,378	1.9	45	12	3.8	462	210	2.2	150	47	3.2
68	Chattogram RWH	Panchlaish	96,388	46,180	2.1	18,555	9,990	1.9	354	157	2.3	6,655	3,201	2.1	229	120	1.9
69	Chattogram RWH	Patiya	23,900	22,276	1.1	16,185	18,870	0.9	105	161	0.7	2,280	2,164	1.1	30	144	0.2
70	Chattogram RWH	Pekua	35,100	7,210	4.9	24,375	6,656	3.7	70	15	4.7	7,863	2,250	3.5	50	71	0.7
71	Chattogram RWH	Ramgarh	13,756	3,915	3.5	10,830	4,533	2.4	40	5	8.0	542	266	2.0	51	27	1.9
72	Chattogram RWH	Ramu	20,664	8,422	2.5	14,220	6,704	2.1	76	31	2.5	4,582	2,310	2.0	250	86	2.9
73	Chattogram RWH	Rangunia	50,356	22,205	2.3	29,055	13,287	2.2	97	73	1.3	3,511	1,669	2.1	300	59	5.1
74	Chattogram RWH	Raozan	49,644	18,365	2.7	27,990	12,140	2.3	118	58	2.0	3,084	1,361	2.3	300	136	2.2
75	Chattogram RWH	Sandwip	45,406	8,882	5.1	35,610	11,013	3.2	139	43	3.2	11,919	1,101	10.8	100	83	1.2

SL	Warehouse Name	Upazila Name	Condom			Shukhi			IUD			Injectables			Implant		
			CBL	AMD	MOS	CBL	AMD	MOS	CBL	AMD	MOS	CBL	AMD	MOS	CBL	AMD	MOS
76	Chattogram RWH	Satkania	34,604	13,486	2.6	20,895	10,170	2.1	205	28	7.3	1,786	886	2.0	250	88	2.8
77	Chattogram RWH	Sitakunda	41,572	20,225	2.1	27,105	13,282	2.0	171	70	2.4	3,353	1,799	1.9	100	71	1.4
78	Chattogram RWH	Teknaf	65,152	30,463	2.1	31,130	12,989	2.4	119	47	2.5	9,368	4,533	2.1	184	86	2.1
79	Chattogram RWH	Ukhia	69,580	24,790	2.8	12,295	5,699	2.2	146	27	5.4	3,543	1,565	2.3	300	199	1.5
80	Cumilla RWH	Akhaura	56,000	6,930	8.1	45,816	5,181	8.8	173	11	15.7	3,249	726	4.5	60	28	2.1
81	Cumilla RWH	Ashuganj	63,792	15,703	4.1	28,585	6,718	4.3	236	19	12.4	5,492	858	6.4	50	47	1.1
82	Cumilla RWH	Banchhampur	110,400	16,854	6.6	55,470	9,391	5.9	213	24	8.9	6,787	2,234	3.0	400	164	2.4
83	Cumilla RWH	Barura	65,040	19,672	3.3	19,805	17,672	1.1	183	48	3.8	2,119	3,062	0.7	105	53	2.0
84	Cumilla RWH	Bijoyagar	56,658	15,301	3.7	37,906	9,788	3.9	139	19	7.3	3,675	1,654	2.2	400	45	8.9
85	Cumilla RWH	Brahman Para	60,800	6,997	8.7	35,350	7,634	4.6	154	23	6.7	2,654	718	3.7	100	37	2.7
86	Cumilla RWH	Brahmanbaria Sadar	189,320	23,370	8.1	114,060	9,871	11.6	280	50	5.6	4,930	2,246	2.2	30	112	0.3
87	Cumilla RWH	Burichang	78,200	25,115	3.1	47,715	14,148	3.4	162	61	2.7	4,411	1,887	2.3	250	89	2.8
88	Cumilla RWH	Chandina	129,568	17,129	7.6	50,705	14,446	3.5	99	43	2.3	2,595	2,631	1.0	200	45	4.4
89	Cumilla RWH	Chandpur Sadar	94,300	15,167	6.2	42,610	13,127	3.2	304	100	3.0	5,693	2,545	2.2	300	119	2.5
90	Cumilla RWH	Chauddagam	70,088	17,496	4.0	37,065	14,416	2.6	457	30	15.2	4,376	3,411	1.3	50	37	1.4
91	Cumilla RWH	Cumilla Adarsha Sadar	89,200	38,437	2.3	42,690	16,753	2.5	366	116	3.2	5,318	3,079	1.7	132	157	0.8
92	Cumilla RWH	Cumilla Sadar Dakshin	81,400	17,279	4.7	38,310	15,155	2.5	200	44	4.5	4,757	2,768	1.7	140	60	2.3
93	Cumilla RWH	Daudkandi	116,500	11,324	10.3	58,350	8,923	6.5	193	61	3.2	3,042	1,703	1.8	100	31	3.2
94	Cumilla RWH	Debidwar	157,200	19,075	8.2	46,970	14,714	3.2	208	115	1.8	4,777	2,924	1.6	300	54	5.6
95	Cumilla RWH	Faridganj	142,900	12,180	11.7	78,420	10,196	7.7	245	52	4.7	5,260	2,667	2.0	250	155	1.6
96	Cumilla RWH	Haim Char	31,100	2,774	11.2	27,540	3,879	7.1	63	6	10.5	3,319	466	7.1	50	23	2.2
97	Cumilla RWH	Hajiganj	98,000	7,400	13.2	71,610	10,187	7.0	314	37	8.5	5,638	1,996	2.8	250	82	3.0
98	Cumilla RWH	Homna	130,592	14,603	8.9	70,215	6,902	10.2	258	34	7.6	5,047	1,239	4.1	322	27	11.9
99	Cumilla RWH	Kachua	149,836	14,559	10.3	66,165	12,142	5.4	290	50	5.8	1,575	3,572	0.4	100	53	1.9
100	Cumilla RWH	Kasba	130,200	21,487	6.1	52,785	13,021	4.1	131	23	5.7	3,195	1,206	2.6	100	63	1.6

SL	Warehouse Name	Upazila Name	Condom			Shukhi			IUD			Injectables			Implant		
			CBL	AMD	MOS	CBL	AMD	MOS	CBL	AMD	MOS	CBL	AMD	MOS	CBL	AMD	MOS
101	Cumilla RWH	Laksam	84,200	12,149	6.9	45,105	8,465	5.3	48	42	1.1	3,771	1,716	2.2	60	44	1.4
102	Cumilla RWH	Manoharganj	85,000	10,089	8.4	38,850	7,971	4.9	98	13	7.5	3,173	1,198	2.6	0	34	0.0
103	Cumilla RWH	Matlab Dakshin	122,200	13,960	8.8	64,332	6,665	9.7	259	33	7.8	3,774	1,767	2.1	115	39	2.9
104	Cumilla RWH	Matlab Uttar	114,200	16,318	7.0	56,695	10,905	5.2	138	42	3.3	4,757	1,518	3.1	50	68	0.7
105	Cumilla RWH	Meghna	61,850	5,475	11.3	47,610	4,021	11.8	101	13	7.8	2,425	843	2.9	200	65	3.1
106	Cumilla RWH	Muradnagar	103,800	38,282	2.7	41,220	17,410	2.4	43	82	0.5	4,121	3,114	1.3	100	74	1.4
107	Cumilla RWH	Nabinagar	154,928	24,873	6.2	58,755	13,583	4.3	97	12	8.1	2,100	1,936	1.1	0	95	0.0
108	Cumilla RWH	Nangalkot	92,100	22,090	4.2	44,265	10,276	4.3	208	37	5.6	6,591	2,500	2.6	0	75	0.0
109	Cumilla RWH	Nasirnagar	94,776	13,686	6.9	36,240	10,703	3.4	310	27	11.5	2,231	1,214	1.8	100	69	1.4
110	Cumilla RWH	Sarail	85,700	18,009	4.8	50,820	10,007	5.1	125	22	5.7	2,800	1,729	1.6	250	95	2.6
111	Cumilla RWH	Shahrasti	39,476	4,121	9.6	47,325	6,240	7.6	83	19	4.4	3,605	1,968	1.8	50	48	1.0
112	Cumilla RWH	Titas	87,564	9,968	8.8	49,425	4,344	11.4	95	47	2.0	3,776	1,286	2.9	167	35	4.8
113	Dhaka CWH	Araihazar	34,200	13,449	2.5	32,310	19,612	1.6	65	36	1.8	4,390	2,229	2.0	200	85	2.4
114	Dhaka CWH	Bandar	97,120	42,463	2.3	44,215	16,988	2.6	134	28	4.8	4,672	2,186	2.1	0	65	0.0
115	Dhaka CWH	Belabo	28,572	12,392	2.3	20,220	9,773	2.1	54	13	4.2	2,154	1,041	2.1	100	69	1.4
116	Dhaka CWH	Daulatpur	28,432	12,467	2.3	21,300	9,419	2.3	53	6	8.8	2,028	961	2.1	50	66	0.8
117	Dhaka CWH	Dhamrai	48,400	27,993	1.7	46,156	23,184	2.0	237	115	2.1	3,105	1,577	2.0	250	66	3.8
118	Dhaka CWH	Dohar	28,940	13,473	2.1	15,738	7,315	2.2	122	17	7.2	1,128	602	1.9	272	44	6.2
119	Dhaka CWH	Gazaria	18,280	8,525	2.1	19,140	7,823	2.4	49	9	5.4	1,242	569	2.2	81	27	3.0
120	Dhaka CWH	Gazipur Sadar	109,592	48,215	2.3	42,525	21,413	2.0	98	37	2.6	4,532	1,982	2.3	0	69	0.0
121	Dhaka CWH	Ghior	41,712	20,441	2.0	19,410	9,654	2.0	109	10	10.9	2,046	1,004	2.0	400	25	16.0
122	Dhaka CWH	Harirampur	32,896	17,465	1.9	13,995	5,929	2.4	93	11	8.5	834	418	2.0	250	57	4.4
123	Dhaka CWH	Kaliakair	52,292	24,406	2.1	36,170	18,794	1.9	80	21	3.8	1,492	771	1.9	200	55	3.6
124	Dhaka CWH	Kaliganj	58,580	26,698	2.2	30,420	14,339	2.1	144	15	9.6	2,473	1,272	1.9	310	22	14.1
125	Dhaka CWH	Kapasia	37,560	18,627	2.0	22,815	12,513	1.8	111	10	11.1	1,370	671	2.0	100	45	2.2

SL	Warehouse Name	Upazila Name	Condom			Shukhi			IUD			Injectables			Implant		
			CBL	AMD	MOS	CBL	AMD	MOS	CBL	AMD	MOS	CBL	AMD	MOS	CBL	AMD	MOS
126	Dhaka CWH	Keraniganj	76,768	46,812	1.6	43,470	25,644	1.7	186	74	2.5	6,196	2,884	2.1	500	111	4.5
127	Dhaka CWH	Lohajang	30,140	13,031	2.3	14,475	7,604	1.9	54	15	3.6	1,872	925	2.0	300	48	6.3
128	Dhaka CWH	Manikganj Sadar	70,800	43,541	1.6	33,090	16,770	2.0	73	30	2.4	3,795	1,743	2.2	652	122	5.3
129	Dhaka CWH	Manohardi	49,068	24,311	2.0	34,875	11,400	3.1	128	35	3.7	4,363	2,152	2.0	0	48	0.0
130	Dhaka CWH	Mirpur	265,200	143,697	1.8	77,475	33,026	2.3	625	249	2.5	24,003	9,437	2.5	350	304	1.2
131	Dhaka CWH	Munshiganj Sadar	55,346	29,499	1.9	34,167	17,720	1.9	76	26	2.9	3,096	1,645	1.9	200	65	3.1
132	Dhaka CWH	Narayanganj Sadar	71,648	89,983	0.8	98,010	49,209	2.0	243	81	3.0	16,549	8,492	1.9	110	173	0.6
133	Dhaka CWH	Narsingdi Sadar	114,911	64,707	1.8	78,043	54,855	1.4	32	96	0.3	14,063	9,414	1.5	0	117	0.0
134	Dhaka CWH	Nawabganj	47,900	23,423	2.0	26,691	12,325	2.2	130	19	6.8	1,753	946	1.9	400	46	8.7
135	Dhaka CWH	Palash	22,976	11,059	2.1	22,395	10,676	2.1	80	17	4.7	2,290	1,214	1.9	0	47	0.0
136	Dhaka CWH	Roypura	106,580	52,363	2.0	39,485	21,718	1.8	255	82	3.1	16,740	8,129	2.1	200	39	5.1
137	Dhaka CWH	Rupganj	62,080	38,885	1.6	66,160	32,349	2.0	134	43	3.1	6,315	3,144	2.0	0	79	0.0
138	Dhaka CWH	Saturia	18,000	9,993	1.8	12,135	7,850	1.5	89	20	4.5	1,649	717	2.3	100	55	1.8
139	Dhaka CWH	Savar	14,900	78,107	0.2	46,501	30,832	1.5	242	107	2.3	7,618	3,904	2.0	300	117	2.6
140	Dhaka CWH	Serajdikhan	39,920	18,704	2.1	38,385	17,568	2.2	107	26	4.1	2,985	1,476	2.0	400	44	9.1
141	Dhaka CWH	Shibalaya	36,900	17,550	2.1	16,890	8,209	2.1	68	11	6.2	3,070	1,460	2.1	100	56	1.8
142	Dhaka CWH	Shibpur	42,112	21,471	2.0	27,013	15,066	1.8	113	26	4.3	3,885	1,825	2.1	0	64	0.0
143	Dhaka CWH	Singair	52,208	26,462	2.0	30,245	13,440	2.3	16	13	1.2	1,805	892	2.0	250	62	4.0
144	Dhaka CWH	Sonargaon	60,040	30,175	2.0	42,375	21,408	2.0	136	49	2.8	5,923	2,851	2.1	25	72	0.3
145	Dhaka CWH	Sreenagar	78,712	35,435	2.2	36,980	17,848	2.1	124	26	4.8	4,094	1,664	2.5	400	45	8.9
146	Dhaka CWH	Sreepur	58,960	31,935	1.8	34,290	24,073	1.4	110	19	5.8	4,173	1,893	2.2	200	101	2.0
147	Dhaka CWH	Tejgaon	513,600	238,377	2.2	668,880	109,876	6.1	940	417	2.3	35,825	15,513	2.3	430	381	1.1
148	Dhaka CWH	Tongi	64,890	28,646	2.3	18,075	9,334	1.9	120	58	2.1	3,406	1,135	3.0	280	96	2.9
149	Dhaka CWH	Tongibari	20,500	11,553	1.8	19,095	9,200	2.1	12	6	2.0	892	436	2.0	400	22	18.2
150	Dinajpur RWH	Atwari	24,700	5,288	4.7	43,307	9,049	4.8	96	9	10.7	2,983	1,060	2.8	0	29	0.0

SL	Warehouse Name	Upazila Name	Condom			Shukhi			IUD			Injectables			Implant		
			CBL	AMD	MOS	CBL	AMD	MOS	CBL	AMD	MOS	CBL	AMD	MOS	CBL	AMD	MOS
151	Dinajpur RWH	Baliadangi	24,440	5,002	4.9	57,390	8,343	6.9	24	10	2.4	4,306	1,894	2.3	0	25	0.0
152	Dinajpur RWH	Biral	16,626	8,149	2.0	69,120	10,161	6.8	42	20	2.1	1,453	862	1.7	10	114	0.1
153	Dinajpur RWH	Birampur	19,200	5,569	3.4	56,820	5,617	10.1	48	10	4.8	1,358	291	4.7	250	63	4.0
154	Dinajpur RWH	Birganj	25,560	10,693	2.4	52,155	19,627	2.7	70	28	2.5	4,014	1,683	2.4	0	216	0.0
155	Dinajpur RWH	Bochaganj	18,310	6,054	3.0	35,055	8,826	4.0	78	23	3.4	1,753	597	2.9	200	116	1.7
156	Dinajpur RWH	Boda	26,000	10,437	2.5	21,870	18,616	1.2	53	14	3.8	5,597	2,560	2.2	0	98	0.0
157	Dinajpur RWH	Chirirbandar	20,176	7,779	2.6	30,090	14,397	2.1	32	18	1.8	2,239	1,169	1.9	100	156	0.6
158	Dinajpur RWH	Debiganj	39,700	11,204	3.5	47,355	23,992	2.0	78	17	4.6	7,658	3,746	2.0	300	70	4.3
159	Dinajpur RWH	Dinajpur Sadar	51,100	25,594	2.0	61,365	19,666	3.1	81	45	1.8	6,559	2,788	2.4	50	269	0.2
160	Dinajpur RWH	Fulbari	14,956	5,695	2.6	48,060	5,431	8.8	48	11	4.4	1,640	230	7.1	50	64	0.8
161	Dinajpur RWH	Haripur	19,300	9,756	2.0	27,270	9,991	2.7	44	8	5.5	3,067	1,431	2.1	0	21	0.0
162	Dinajpur RWH	Kaharole	15,400	3,774	4.1	28,490	9,238	3.1	58	16	3.6	1,695	627	2.7	0	121	0.0
163	Dinajpur RWH	Khansama	28,488	4,272	6.7	49,968	12,872	3.9	43	19	2.3	2,530	1,130	2.2	100	117	0.9
164	Dinajpur RWH	Nawabganj	24,200	9,072	2.7	42,615	11,438	3.7	58	8	7.3	2,900	1,192	2.4	200	78	2.6
165	Dinajpur RWH	Panchagarh Sadar	22,356	9,940	2.2	18,867	14,680	1.3	72	12	6.0	5,026	2,101	2.4	0	85	0.0
166	Dinajpur RWH	Parbatipur	44,400	20,285	2.2	27,188	16,515	1.6	101	48	2.1	5,141	2,350	2.2	350	155	2.3
167	Dinajpur RWH	Pirganj	29,700	9,008	3.3	51,930	12,229	4.2	58	21	2.8	8,632	2,822	3.1	150	58	2.6
168	Dinajpur RWH	Ranisankail	12,920	4,606	2.8	41,115	12,943	3.2	37	10	3.7	2,420	1,073	2.3	150	50	3.0
169	Dinajpur RWH	Tentulia	20,536	7,009	2.9	17,175	8,494	2.0	52	13	4.0	2,043	705	2.9	50	22	2.3
170	Dinajpur RWH	Thakurgaon Sadar	51,100	21,785	2.3	70,920	27,970	2.5	100	46	2.2	11,800	5,640	2.1	0	136	0.0
171	Faridpur RWH	Agailjhara	26,470	6,765	3.9	23,157	7,213	3.2	76	15	5.1	2,774	643	4.3	200	46	4.3
172	Faridpur RWH	Alfadanga	86,700	16,236	5.3	10,020	3,978	2.5	8	7	1.1	2,408	593	4.1	50	46	1.1
173	Faridpur RWH	Babuganj	21,700	5,842	3.7	21,855	6,401	3.4	100	24	4.2	1,696	614	2.8	0	38	0.0
174	Faridpur RWH	Baliakandi	66,546	24,475	2.7	28,593	12,326	2.3	146	29	5.0	5,025	1,292	3.9	272	50	5.4
175	Faridpur RWH	Banari Para	24,868	6,046	4.1	44,385	6,827	6.5	104	9	11.6	2,775	578	4.8	222	47	4.7

SL	Warehouse Name	Upazila Name	Condom			Shukhi			IUD			Injectables			Implant		
			CBL	AMD	MOS	CBL	AMD	MOS	CBL	AMD	MOS	CBL	AMD	MOS	CBL	AMD	MOS
176	Faridpur RWH	Barishal Sadar (kotwali)	69,348	29,681	2.3	62,835	15,099	4.2	140	75	1.9	7,241	3,284	2.2	315	145	2.2
177	Faridpur RWH	Bhanga	65,880	26,277	2.5	33,097	14,121	2.3	226	80	2.8	2,817	809	3.5	372	108	3.4
178	Faridpur RWH	Bhedarganj	49,000	12,137	4.0	32,220	8,054	4.0	62	22	2.8	6,460	1,659	3.9	144	62	2.3
179	Faridpur RWH	Boalmari	78,192	19,096	4.1	39,930	12,948	3.1	95	19	5.0	3,686	1,412	2.6	0	80	0.0
180	Faridpur RWH	Char Bhadrasan	22,200	5,753	3.9	3,819	1,264	3.0	58	14	4.1	1,241	159	7.8	122	24	5.1
181	Faridpur RWH	Damudya	18,000	5,577	3.2	16,155	3,484	4.6	82	12	6.8	1,868	363	5.1	50	14	3.6
182	Faridpur RWH	Faridpur Sadar	105,872	50,896	2.1	34,635	15,903	2.2	198	61	3.2	6,886	3,105	2.2	250	158	1.6
183	Faridpur RWH	Gaurnadi	29,800	9,193	3.2	33,795	10,052	3.4	88	18	4.9	3,837	1,105	3.5	50	37	1.4
184	Faridpur RWH	Goalanda	121,236	37,647	3.2	24,255	5,659	4.3	88	9	9.8	4,028	1,251	3.2	50	67	0.7
185	Faridpur RWH	Gopalganj Sadar	102,095	34,338	3.0	40,132	14,954	2.7	107	42	2.5	4,548	1,189	3.8	400	102	3.9
186	Faridpur RWH	Gosairhat	45,196	10,803	4.2	25,235	6,953	3.6	152	42	3.6	4,023	1,061	3.8	100	15	6.7
187	Faridpur RWH	Jhalokati Sadar	24,700	9,404	2.6	13,455	7,362	1.8	108	20	5.4	3,471	863	4.0	300	89	3.4
188	Faridpur RWH	Kalkini	43,400	16,023	2.7	23,790	11,456	2.1	9	23	0.4	3,279	1,261	2.6	322	85	3.8
189	Faridpur RWH	Kashiani	95,656	25,670	3.7	39,215	13,469	2.9	24	11	2.2	4,144	1,151	3.6	122	50	2.4
190	Faridpur RWH	Kotalipara	29,600	11,442	2.6	37,305	15,364	2.4	35	7	5.0	2,335	700	3.3	20	76	0.3
191	Faridpur RWH	Madaripur Sadar	69,008	21,812	3.2	29,125	17,480	1.7	240	82	2.9	11,984	4,587	2.6	222	111	2.0
192	Faridpur RWH	Madhukhali	48,656	15,044	3.2	34,950	12,829	2.7	137	43	3.2	3,890	1,336	2.9	250	92	2.7
193	Faridpur RWH	Muksudpur	110,035	27,980	3.9	43,861	21,604	2.0	88	24	3.7	4,645	1,825	2.5	0	72	0.0
194	Faridpur RWH	Nagarkanda	42,576	15,267	2.8	36,900	9,746	3.8	156	43	3.6	2,264	590	3.8	0	87	0.0
195	Faridpur RWH	Naria	36,324	11,638	3.1	19,245	8,933	2.2	29	16	1.8	3,028	832	3.6	123	49	2.5
196	Faridpur RWH	Nesarabad (swarupkati)	40,336	17,784	2.3	30,210	12,596	2.4	205	23	8.9	2,517	1,184	2.1	350	89	3.9
197	Faridpur RWH	Pangsha	107,488	40,621	2.6	43,065	19,665	2.2	113	24	4.7	6,955	2,344	3.0	544	153	3.6
198	Faridpur RWH	Rajbari Sadar	126,764	49,766	2.5	42,195	13,614	3.1	396	111	3.6	5,600	2,365	2.4	630	210	3.0
199	Faridpur RWH	Rajoir	56,288	13,707	4.1	45,141	12,084	3.7	42	12	3.5	3,192	1,347	2.4	100	48	2.1
200	Faridpur RWH	Sadarpur	40,212	15,226	2.6	29,340	6,792	4.3	120	20	6.0	2,764	552	5.0	289	44	6.6

SL	Warehouse Name	Upazila Name	Condom			Shukhi			IUD			Injectables			Implant		
			CBL	AMD	MOS	CBL	AMD	MOS	CBL	AMD	MOS	CBL	AMD	MOS	CBL	AMD	MOS
201	Faridpur RWH	Saltha	48,420	11,581	4.2	32,520	7,898	4.1	76	19	4.0	2,154	632	3.4	100	33	3.0
202	Faridpur RWH	Shariatpur Sadar	27,200	10,885	2.5	19,845	7,294	2.7	165	47	3.5	2,913	786	3.7	200	67	3.0
203	Faridpur RWH	Shib Char	95,992	24,998	3.8	42,660	15,994	2.7	97	30	3.2	6,978	2,091	3.3	144	76	1.9
204	Faridpur RWH	Tungipara	39,444	10,458	3.8	26,310	6,669	3.9	58	7	8.3	2,553	532	4.8	72	44	1.6
205	Faridpur RWH	Wazirpur	37,584	10,642	3.5	38,070	11,463	3.3	67	16	4.2	3,475	854	4.1	272	90	3.0
206	Faridpur RWH	Zanjira	59,400	16,495	3.6	31,135	8,025	3.9	60	18	3.3	3,795	768	4.9	182	56	3.3
207	Jamalpur RWH	Bakshiganj	44,600	23,358	1.9	23,815	10,404	2.3	52	12	4.3	2,525	1,046	2.4	200	85	2.4
208	Jamalpur RWH	Char Rajibpur	50,100	19,837	2.5	15,990	5,863	2.7	26	2	13.0	3,881	1,346	2.9	50	23	2.2
209	Jamalpur RWH	Dewanganj	50,980	23,778	2.1	28,155	14,279	2.0	60	18	3.3	5,798	2,721	2.1	30	109	0.3
210	Jamalpur RWH	Islampur	57,772	28,891	2.0	43,894	21,780	2.0	117	51	2.3	3,345	1,643	2.0	200	86	2.3
211	Jamalpur RWH	Jamalpur Sadar	87,420	40,720	2.1	69,280	35,722	1.9	111	44	2.5	8,742	4,419	2.0	156	134	1.2
212	Jamalpur RWH	Jhenaigati	36,080	15,162	2.4	28,855	16,151	1.8	33	12	2.8	3,606	1,543	2.3	28	38	0.7
213	Jamalpur RWH	Madarganj	33,800	14,685	2.3	29,520	12,634	2.3	140	47	3.0	2,020	888	2.3	50	87	0.6
214	Jamalpur RWH	Melandaha	60,300	26,358	2.3	41,040	19,519	2.1	85	23	3.7	5,050	2,560	2.0	200	72	2.8
215	Jamalpur RWH	Nakla	37,812	11,625	3.3	35,515	11,880	3.0	36	17	2.1	3,079	1,373	2.2	51	89	0.6
216	Jamalpur RWH	Nalitabari	27,976	20,723	1.3	29,145	17,260	1.7	35	11	3.2	2,036	1,546	1.3	240	74	3.2
217	Jamalpur RWH	Raumari	44,700	20,174	2.2	22,920	10,622	2.2	29	12	2.4	4,771	1,903	2.5	150	28	5.4
218	Jamalpur RWH	Sarishabari	64,524	29,490	2.2	30,235	17,680	1.7	85	39	2.2	3,485	1,914	1.8	50	81	0.6
219	Jamalpur RWH	Sherpur Sadar	48,800	34,489	1.4	51,885	33,184	1.6	114	21	5.4	14,225	6,945	2.0	200	96	2.1
220	Jamalpur RWH	Sreebardi	41,616	16,542	2.5	26,940	14,756	1.8	57	6	9.5	2,695	1,066	2.5	50	92	0.5
221	Jashore RWH	Abhaynagar	41,772	20,849	2.0	29,115	9,496	3.1	144	19	7.6	4,125	2,142	1.9	72	57	1.3
222	Jashore RWH	Bagher Para	44,252	20,449	2.2	17,205	10,315	1.7	45	21	2.1	2,899	1,479	2.0	494	64	7.7
223	Jashore RWH	Chaugachha	41,400	20,974	2.0	12,915	8,898	1.5	54	20	2.7	1,840	1,009	1.8	249	52	4.8
224	Jashore RWH	Harinakunda	46,188	9,492	4.9	11,295	10,910	1.0	192	8	24.0	3,080	857	3.6	372	64	5.8
225	Jashore RWH	Jashore Sadar	139,300	86,448	1.6	62,355	39,026	1.6	156	64	2.4	16,710	6,988	2.4	240	181	1.3

SL	Warehouse Name	Upazila Name	Condom			Shukhi			IUD			Injectables			Implant		
			CBL	AMD	MOS	CBL	AMD	MOS	CBL	AMD	MOS	CBL	AMD	MOS	CBL	AMD	MOS
226	Jashore RWH	Jhenaidah Sadar	79,655	24,109	3.3	22,230	14,347	1.5	117	51	2.3	5,675	2,166	2.6	250	76	3.3
227	Jashore RWH	Jhikargachha	33,800	20,571	1.6	11,910	9,809	1.2	170	28	6.1	3,000	1,774	1.7	2	37	0.1
228	Jashore RWH	Kalia	55,000	19,183	2.9	21,225	9,010	2.4	124	8	15.5	3,515	674	5.2	738	20	36.9
229	Jashore RWH	Kaliganj	34,976	22,621	1.5	32,040	11,395	2.8	67	11	6.1	3,683	1,013	3.6	136	48	2.8
230	Jashore RWH	Keshabpur	38,200	15,062	2.5	20,760	9,278	2.2	65	14	4.6	3,832	1,742	2.2	154	57	2.7
231	Jashore RWH	Kotchandpur	23,200	8,924	2.6	7,935	5,004	1.6	100	5	20.0	1,250	651	1.9	372	34	10.9
232	Jashore RWH	Lohagara	48,444	17,818	2.7	17,265	8,888	1.9	88	25	3.5	3,465	1,370	2.5	800	40	20.0
233	Jashore RWH	Magura Sadar	55,272	28,245	2.0	29,550	17,764	1.7	161	50	3.2	6,424	3,064	2.1	200	117	1.7
234	Jashore RWH	Maheshpur	47,848	17,386	2.8	22,675	9,331	2.4	85	24	3.5	7,600	3,059	2.5	100	59	1.7
235	Jashore RWH	Manirampur	74,300	29,039	2.6	31,230	16,600	1.9	110	16	6.9	11,487	5,850	2.0	444	96	4.6
236	Jashore RWH	Mohammadpur	11,432	7,498	1.5	13,534	8,066	1.7	112	13	8.6	1,703	808	2.1	100	35	2.9
237	Jashore RWH	Narail Sadar	74,564	29,184	2.6	14,580	13,702	1.1	280	18	15.6	6,284	1,929	3.3	122	71	1.7
238	Jashore RWH	Shailkupa	76,164	26,621	2.9	18,225	16,556	1.1	48	15	3.2	4,728	1,600	3.0	222	105	2.1
239	Jashore RWH	Shalikka	26,328	6,937	3.8	23,685	7,346	3.2	36	11	3.3	2,471	566	4.4	372	43	8.7
240	Jashore RWH	Sharsha	70,204	34,062	2.1	23,025	13,087	1.8	106	24	4.4	4,770	2,485	1.9	250	71	3.5
241	Jashore RWH	Sreepur	31,380	12,961	2.4	18,840	8,791	2.1	145	13	11.2	3,156	989	3.2	394	56	7.0
242	Khulna RWH	Assasuni	53,400	17,523	3.0	37,755	21,017	1.8	53	6	8.8	3,810	1,451	2.6	100	50	2.0
243	Khulna RWH	Bagerhat Sadar	44,960	20,643	2.2	25,650	13,427	1.9	76	9	8.4	3,790	1,246	3.0	50	73	0.7
244	Khulna RWH	Batiaghata	46,800	15,499	3.0	29,340	11,164	2.6	53	9	5.9	2,145	822	2.6	130	39	3.3
245	Khulna RWH	Bhandaria	24,064	11,699	2.1	9,675	7,174	1.3	128	17	7.5	1,822	1,038	1.8	150	43	3.5
246	Khulna RWH	Chitalmari	45,400	21,309	2.1	32,550	10,677	3.0	30	2	15.0	2,092	1,295	1.6	100	24	4.2
247	Khulna RWH	Dacope	31,670	8,945	3.5	31,605	8,588	3.7	21	7	3.0	1,533	583	2.6	336	83	4.0
248	Khulna RWH	Daulatpur	170,700	51,459	3.3	63,510	13,495	4.7	130	22	5.9	8,800	3,006	2.9	0	71	0.0
249	Khulna RWH	Debhata	32,600	12,508	2.6	15,270	6,846	2.2	38	5	7.6	1,471	470	3.1	80	19	4.2
250	Khulna RWH	Dumuria	130,150	29,473	4.4	83,010	19,157	4.3	96	48	2.0	6,199	2,266	2.7	230	183	1.3

SL	Warehouse Name	Upazila Name	Condom			Shukhi			IUD			Injectables			Implant		
			CBL	AMD	MOS	CBL	AMD	MOS	CBL	AMD	MOS	CBL	AMD	MOS	CBL	AMD	MOS
251	Khulna RWH	Fakirhat	36,860	9,485	3.9	32,745	5,649	5.8	15	5	3.0	1,780	574	3.1	0	30	0.0
252	Khulna RWH	Indurkani	15,488	4,044	3.8	18,810	4,374	4.3	29	8	3.6	1,276	552	2.3	100	33	3.0
253	Khulna RWH	Kachua	23,348	7,556	3.1	15,825	5,617	2.8	74	8	9.3	1,501	578	2.6	50	31	1.6
254	Khulna RWH	Kalaroa	77,900	27,152	2.9	27,660	9,085	3.0	26	5	5.2	2,792	1,210	2.3	30	37	0.8
255	Khulna RWH	Kaliganj	63,900	25,422	2.5	50,085	18,375	2.7	51	6	8.5	3,692	1,421	2.6	150	45	3.3
256	Khulna RWH	Kanthalia	23,961	4,336	5.5	16,815	4,593	3.7	14	5	2.8	1,500	753	2.0	50	22	2.3
257	Khulna RWH	Kawkhali	14,700	4,853	3.0	15,770	3,604	4.4	40	19	2.1	740	353	2.1	100	25	4.0
258	Khulna RWH	Khulna Sadar	182,100	99,913	1.8	60,945	28,739	2.1	396	263	1.5	14,141	6,068	2.3	206	63	3.3
259	Khulna RWH	Koyra	55,700	13,150	4.2	35,250	16,554	2.1	19	15	1.3	1,629	688	2.4	430	68	6.3
260	Khulna RWH	Mathbaria	77,940	15,864	4.9	66,300	17,088	3.9	68	27	2.5	2,530	1,761	1.4	50	51	1.0
261	Khulna RWH	Mollahat	29,436	10,313	2.9	23,610	9,334	2.5	53	6	8.8	1,037	494	2.1	0	36	0.0
262	Khulna RWH	Mongla	48,092	12,912	3.7	31,995	7,400	4.3	53	16	3.3	2,079	722	2.9	0	35	0.0
263	Khulna RWH	Morrelganj	87,680	16,726	5.2	48,555	22,152	2.2	95	64	1.5	4,394	1,981	2.2	72	79	0.9
264	Khulna RWH	Nazirpur	39,360	14,778	2.7	33,195	10,570	3.1	68	21	3.2	3,170	1,267	2.5	50	49	1.0
265	Khulna RWH	Paikgachha	42,900	13,838	3.1	33,180	15,934	2.1	78	11	7.1	2,445	996	2.5	0	72	0.0
266	Khulna RWH	Phultala	48,900	15,438	3.2	28,770	5,150	5.6	50	25	2.0	2,145	804	2.7	0	52	0.0
267	Khulna RWH	Pirojpur Sadar	17,968	9,135	2.0	19,905	7,377	2.7	49	39	1.3	1,765	902	2.0	0	65	0.0
268	Khulna RWH	Rajapur	23,128	7,073	3.3	13,125	4,267	3.1	39	4	9.8	1,121	605	1.9	50	12	4.2
269	Khulna RWH	Rampal	44,900	15,373	2.9	42,240	10,177	4.2	48	11	4.4	1,480	389	3.8	144	34	4.2
270	Khulna RWH	Rupsa	21,195	14,418	1.5	18,215	8,439	2.2	289	26	11.1	1,755	426	4.1	30	53	0.6
271	Khulna RWH	Sarankhola	25,000	12,389	2.0	22,760	7,696	3.0	60	5	12.0	1,465	1,344	1.1	0	29	0.0
272	Khulna RWH	Satkhira Sadar	88,300	45,984	1.9	42,430	18,689	2.3	102	27	3.8	9,020	3,914	2.3	37	70	0.5
273	Khulna RWH	Shyamnagar	47,596	18,283	2.6	51,240	18,499	2.8	42	9	4.7	3,540	847	4.2	150	61	2.5
274	Khulna RWH	Tala	47,520	19,390	2.5	27,840	15,356	1.8	135	46	2.9	4,712	2,121	2.2	100	60	1.7
275	Khulna RWH	Terokhada	45,300	16,886	2.7	34,545	7,949	4.3	37	10	3.7	1,678	374	4.5	50	36	1.4

SL	Warehouse Name	Upazila Name	Condom			Shukhi			IUD			Injectables			Implant		
			CBL	AMD	MOS	CBL	AMD	MOS	CBL	AMD	MOS	CBL	AMD	MOS	CBL	AMD	MOS
276	Kushtia RWH	Alamdanga	47,500	19,052	2.5	28,965	15,193	1.9	20	13	1.5	5,200	2,490	2.1	200	87	2.3
277	Kushtia RWH	Bheramara	55,400	21,077	2.6	18,705	8,557	2.2	30	9	3.3	3,896	1,546	2.5	10	36	0.3
278	Kushtia RWH	Chuadanga Sadar	64,620	30,773	2.1	25,875	11,506	2.2	65	34	1.9	6,563	3,154	2.1	200	59	3.4
279	Kushtia RWH	Damurhuda	37,584	19,896	1.9	21,705	10,782	2.0	5	12	0.4	6,656	3,521	1.9	0	77	0.0
280	Kushtia RWH	Daulatpur	79,500	40,088	2.0	42,705	21,857	2.0	32	3	10.7	6,759	3,613	1.9	50	26	1.9
281	Kushtia RWH	Gangni	55,832	26,658	2.1	26,310	10,833	2.4	43	11	3.9	9,070	4,269	2.1	52	24	2.2
282	Kushtia RWH	Jiban Nagar	17,500	8,848	2.0	15,780	7,815	2.0	66	21	3.1	3,034	1,773	1.7	300	86	3.5
283	Kushtia RWH	Khoksa	28,968	14,687	2.0	15,490	7,636	2.0	40	9	4.4	356	217	1.6	100	17	5.9
284	Kushtia RWH	Kumarkhali	62,200	27,026	2.3	25,738	13,543	1.9	52	13	4.0	4,697	2,346	2.0	0	84	0.0
285	Kushtia RWH	Kushtia Sadar	76,200	43,216	1.8	47,490	24,183	2.0	76	37	2.1	8,025	4,337	1.9	32	123	0.3
286	Kushtia RWH	Meherpur Sadar	54,388	24,485	2.2	17,550	7,665	2.3	33	12	2.8	5,356	2,590	2.1	150	27	5.6
287	Kushtia RWH	Mirpur	49,900	26,050	1.9	27,995	15,019	1.9	31	5	6.2	4,078	2,116	1.9	50	45	1.1
288	Kushtia RWH	Mujib Nagar	16,528	7,745	2.1	5,490	2,494	2.2	6	3	2.0	2,084	1,003	2.1	0	17	0.0
289	Mymensingh RWH	Atpara	16,900	7,340	2.3	22,015	8,608	2.6	111	3	37.0	1,317	694	1.9	272	69	3.9
290	Mymensingh RWH	Austagram	34,500	15,395	2.2	25,020	10,989	2.3	100	23	4.3	2,270	1,329	1.7	200	28	7.1
291	Mymensingh RWH	Bajitpur	37,972	17,358	2.2	24,540	12,794	1.9	132	18	7.3	1,305	802	1.6	200	37	5.4
292	Mymensingh RWH	Barhatta	23,596	11,228	2.1	18,645	13,038	1.4	130	7	18.6	2,628	1,384	1.9	5	57	0.1
293	Mymensingh RWH	Bhairab	64,800	25,527	2.5	29,055	18,629	1.6	73	21	3.5	3,979	1,812	2.2	0	91	0.0
294	Mymensingh RWH	Bhaluka	39,600	27,006	1.5	28,910	28,419	1.0	123	37	3.3	3,462	1,762	2.0	0	83	0.0
295	Mymensingh RWH	Dharampasha	47,320	21,946	2.2	27,885	17,600	1.6	125	16	7.8	3,971	1,940	2.0	200	138	1.4
296	Mymensingh RWH	Dhobaura	29,700	13,355	2.2	21,075	12,429	1.7	125	6	20.8	2,950	1,332	2.2	22	24	0.9
297	Mymensingh RWH	Durgapur	57,200	22,111	2.6	34,290	16,904	2.0	98	17	5.8	4,945	2,477	2.0	0	62	0.0
298	Mymensingh RWH	Fulbaria	71,420	22,616	3.2	64,935	35,426	1.8	52	46	1.1	2,950	1,531	1.9	0	54	0.0
299	Mymensingh RWH	Gaffargaon	66,756	37,367	1.8	11,430	19,521	0.6	100	25	4.0	4,217	2,209	1.9	0	79	0.0
300	Mymensingh RWH	Gauripur	28,400	15,918	1.8	44,325	20,891	2.1	103	26	4.0	4,124	1,935	2.1	0	59	0.0

SL	Warehouse Name	Upazila Name	Condom			Shukhi			IUD			Injectables			Implant		
			CBL	AMD	MOS	CBL	AMD	MOS	CBL	AMD	MOS	CBL	AMD	MOS	CBL	AMD	MOS
301	Mymensingh RWH	Haluaghat	37,200	16,638	2.2	37,920	19,928	1.9	161	36	4.5	3,731	1,903	2.0	0	56	0.0
302	Mymensingh RWH	Hossainpur	31,200	12,943	2.4	40,670	12,683	3.2	182	19	9.6	1,945	1,035	1.9	100	55	1.8
303	Mymensingh RWH	Ishwarganj	32,800	17,345	1.9	44,866	35,990	1.2	103	8	12.9	3,788	1,970	1.9	200	44	4.5
304	Mymensingh RWH	Itna	30,512	15,043	2.0	27,225	16,135	1.7	173	13	13.3	1,379	592	2.3	0	66	0.0
305	Mymensingh RWH	Kalmakanda	37,500	19,827	1.9	22,920	19,515	1.2	85	8	10.6	2,497	1,181	2.1	150	58	2.6
306	Mymensingh RWH	Karimganj	36,392	15,633	2.3	30,720	16,736	1.8	176	20	8.8	2,461	1,270	1.9	0	121	0.0
307	Mymensingh RWH	Katiadi	46,476	21,971	2.1	34,970	18,791	1.9	92	39	2.4	3,468	1,720	2.0	187	102	1.8
308	Mymensingh RWH	Kendua	32,792	16,324	2.0	31,065	21,876	1.4	13	16	0.8	2,171	1,265	1.7	26	100	0.3
309	Mymensingh RWH	Khaliajuri	17,688	7,178	2.5	31,760	6,069	5.2	74	3	24.7	721	451	1.6	300	45	6.7
310	Mymensingh RWH	Kishoreganj Sadar	50,884	27,521	1.8	50,265	21,785	2.3	43	82	0.5	4,595	2,220	2.1	50	83	0.6
311	Mymensingh RWH	Kuliar Char	40,900	19,690	2.1	19,875	10,728	1.9	110	14	7.9	2,634	1,085	2.4	0	78	0.0
312	Mymensingh RWH	Madan	32,051	12,750	2.5	26,580	10,659	2.5	134	9	14.9	1,528	668	2.3	10	71	0.1
313	Mymensingh RWH	Mithamain	26,048	8,861	2.9	35,925	7,574	4.7	119	15	7.9	808	243	3.3	72	42	1.7
314	Mymensingh RWH	Mohanganj	17,900	8,874	2.0	23,850	12,162	2.0	115	13	8.8	1,743	949	1.8	0	91	0.0
315	Mymensingh RWH	Muktagachha	61,200	24,751	2.5	68,835	27,588	2.5	83	16	5.2	4,446	1,947	2.3	200	83	2.4
316	Mymensingh RWH	Mymensingh Sadar	118,760	62,837	1.9	132,360	46,032	2.9	317	122	2.6	6,756	3,544	1.9	140	264	0.5
317	Mymensingh RWH	Nandail	34,303	15,155	2.3	66,410	33,978	2.0	66	24	2.8	5,113	2,419	2.1	0	62	0.0
318	Mymensingh RWH	Netrakona Sadar	36,860	19,342	1.9	39,505	23,966	1.6	142	4	35.5	4,725	2,491	1.9	0	146	0.0
319	Mymensingh RWH	Nikli	34,708	14,117	2.5	15,615	8,005	2.0	97	29	3.3	1,958	930	2.1	312	99	3.2
320	Mymensingh RWH	Pakundia	32,316	18,095	1.8	38,100	15,357	2.5	140	25	5.6	2,287	1,251	1.8	250	77	3.2
321	Mymensingh RWH	Phulpur	51,000	19,434	2.6	55,830	37,118	1.5	127	73	1.7	4,165	2,286	1.8	450	178	2.5
322	Mymensingh RWH	Purbadhala	34,900	14,874	2.3	20,880	17,945	1.2	119	11	10.8	3,389	2,056	1.6	0	116	0.0
323	Mymensingh RWH	Tarail	40,460	17,825	2.3	25,125	13,338	1.9	132	21	6.3	1,744	926	1.9	200	49	4.1
324	Mymensingh RWH	Trishal	50,388	29,357	1.7	31,725	35,412	0.9	198	33	6.0	3,934	1,900	2.1	0	93	0.0
325	Noakhali RWH	Begumganj	25,100	21,461	1.2	12,990	12,278	1.1	124	85	1.5	1,742	2,005	0.9	10	137	0.1

SL	Warehouse Name	Upazila Name	Condom			Shukhi			IUD			Injectables			Implant		
			CBL	AMD	MOS	CBL	AMD	MOS	CBL	AMD	MOS	CBL	AMD	MOS	CBL	AMD	MOS
326	Noakhali RWH	Chatkhil	14,918	4,280	3.5	10,994	4,022	2.7	70	36	1.9	1,423	682	2.1	72	40	1.8
327	Noakhali RWH	Chhagalnaiya	22,300	9,707	2.3	14,175	5,702	2.5	50	15	3.3	1,884	964	2.0	75	40	1.9
328	Noakhali RWH	Companiganj	28,312	13,010	2.2	15,225	7,208	2.1	66	12	5.5	2,678	1,350	2.0	100	72	1.4
329	Noakhali RWH	Daganbhuiyan	31,688	13,774	2.3	12,105	5,405	2.2	43	19	2.3	1,894	934	2.0	70	33	2.1
330	Noakhali RWH	Feni Sadar	59,700	43,555	1.4	25,564	17,655	1.4	192	116	1.7	6,744	3,804	1.8	425	143	3.0
331	Noakhali RWH	Fulgazi	20,384	9,114	2.2	9,810	4,478	2.2	4	18	0.2	1,520	621	2.4	150	33	4.5
332	Noakhali RWH	Hatiya	60,136	18,166	3.3	23,359	14,808	1.6	309	40	7.7	7,072	2,783	2.5	350	115	3.0
333	Noakhali RWH	Kabirhat	24,414	9,900	2.5	15,555	7,540	2.1	33	20	1.7	3,152	1,402	2.2	50	66	0.8
334	Noakhali RWH	Kamalnagar	18,168	6,904	2.6	12,504	5,941	2.1	37	20	1.9	5,428	3,305	1.6	105	103	1.0
335	Noakhali RWH	Lakshmipur Sadar	21,426	14,785	1.4	9,963	12,235	0.8	50	57	0.9	7,279	5,287	1.4	72	115	0.6
336	Noakhali RWH	Noakhali Sadar	43,800	26,334	1.7	19,425	12,738	1.5	244	91	2.7	4,804	3,573	1.3	0	132	0.0
337	Noakhali RWH	Parshuram	25,728	14,458	1.8	10,785	4,366	2.5	74	15	4.9	1,621	628	2.6	100	56	1.8
338	Noakhali RWH	Ramganj	16,900	6,806	2.5	8,840	4,389	2.0	61	11	5.5	3,234	1,542	2.1	100	38	2.6
339	Noakhali RWH	Ramgati	12,525	4,742	2.6	13,498	6,142	2.2	36	11	3.3	5,913	3,444	1.7	101	108	0.9
340	Noakhali RWH	Roypur	9,356	3,498	2.7	16,095	6,516	2.5	72	33	2.2	2,512	1,323	1.9	0	35	0.0
341	Noakhali RWH	Senbagh	26,200	10,938	2.4	14,975	7,145	2.1	95	19	5.0	2,256	1,132	2.0	50	62	0.8
342	Noakhali RWH	Sonagazi	36,320	17,723	2.0	21,150	9,996	2.1	75	28	2.7	4,600	2,513	1.8	50	49	1.0
343	Noakhali RWH	Sonaimuri	15,100	8,867	1.7	12,615	5,602	2.3	80	17	4.7	3,018	1,509	2.0	5	60	0.1
344	Noakhali RWH	Subarnachar	31,800	14,274	2.2	18,030	9,260	1.9	45	14	3.2	3,575	1,659	2.2	0	94	0.0
345	Pabna RWH	Atgharia	19,200	8,568	2.2	19,275	8,542	2.3	120	9	13.3	3,536	490	7.2	0	31	0.0
346	Pabna RWH	Belkuchi	151,700	46,949	3.2	67,575	22,615	3.0	199	21	9.5	5,849	1,903	3.1	100	23	4.3
347	Pabna RWH	Bera	63,800	10,835	5.9	50,025	11,725	4.3	286	64	4.5	5,318	1,380	3.9	105	46	2.3
348	Pabna RWH	Bhangura	48,856	8,761	5.6	58,920	5,681	10.4	127	9	14.1	2,249	174	12.9	10	28	0.4
349	Pabna RWH	Chatmohar	82,156	31,852	2.6	87,105	23,247	3.7	340	25	13.6	7,309	1,168	6.3	100	51	2.0
350	Pabna RWH	Faridpur	46,888	8,145	5.8	36,450	5,770	6.3	120	15	8.0	4,752	1,053	4.5	0	29	0.0

SL	Warehouse Name	Upazila Name	Condom			Shukhi			IUD			Injectables			Implant		
			CBL	AMD	MOS	CBL	AMD	MOS	CBL	AMD	MOS	CBL	AMD	MOS	CBL	AMD	MOS
351	Pabna RWH	Ishwardi	88,152	30,214	2.9	83,595	17,432	4.8	249	17	14.6	7,240	1,555	4.7	200	96	2.1
352	Pabna RWH	Kamarkhanda	47,224	13,579	3.5	44,235	7,645	5.8	137	19	7.2	3,922	1,120	3.5	50	23	2.2
353	Pabna RWH	Kazipur	177,500	36,137	4.9	100,570	15,232	6.6	225	55	4.1	16,130	2,442	6.6	50	108	0.5
354	Pabna RWH	Pabna Sadar	59,844	64,381	0.9	47,475	43,075	1.1	240	127	1.9	1,100	8,818	0.1	220	100	2.2
355	Pabna RWH	Royganj	99,100	17,163	5.8	112,320	22,439	5.0	230	28	8.2	9,099	2,355	3.9	100	16	6.3
356	Pabna RWH	Santhia	82,400	22,225	3.7	54,360	18,383	3.0	162	19	8.5	9,500	3,398	2.8	200	47	4.3
357	Pabna RWH	Shahjadpur	192,020	58,953	3.3	151,500	28,177	5.4	845	92	9.2	15,886	6,416	2.5	300	210	1.4
358	Pabna RWH	Sirajganj Sadar	107,900	42,133	2.6	71,640	24,466	2.9	330	55	6.0	10,750	3,988	2.7	0	52	0.0
359	Pabna RWH	Sujanagar	93,024	23,763	3.9	74,700	12,515	6.0	210	32	6.6	7,044	2,689	2.6	0	59	0.0
360	Pabna RWH	Tarash	120,964	15,614	7.7	91,905	16,004	5.7	453	34	13.3	3,908	1,146	3.4	0	37	0.0
361	Pabna RWH	Ullah Para	149,200	70,279	2.1	107,370	44,746	2.4	565	105	5.4	9,620	5,122	1.9	410	47	8.7
362	Patuakhali RWH	Amtali	26,360	10,991	2.4	31,185	15,510	2.0	53	12	4.4	3,586	1,823	2.0	100	162	0.6
363	Patuakhali RWH	Bakerganj	33,932	16,135	2.1	22,535	14,126	1.6	81	32	2.5	4,346	1,995	2.2	300	78	3.8
364	Patuakhali RWH	Bamna	7,000	3,456	2.0	9,960	4,217	2.4	62	14	4.4	519	192	2.7	144	80	1.8
365	Patuakhali RWH	Barguna Sadar	24,800	9,997	2.5	21,870	12,563	1.7	55	20	2.8	7,320	3,807	1.9	200	105	1.9
366	Patuakhali RWH	Bauphal	16,400	10,754	1.5	18,000	14,774	1.2	60	56	1.1	4,100	2,160	1.9	300	124	2.4
367	Patuakhali RWH	Betagi	13,100	5,094	2.6	11,445	5,403	2.1	50	18	2.8	1,315	672	2.0	200	32	6.3
368	Patuakhali RWH	Dashmina	9,430	3,736	2.5	10,275	5,402	1.9	75	19	3.9	1,740	912	1.9	200	79	2.5
369	Patuakhali RWH	Dumki	13,212	3,311	4.0	8,070	2,739	2.9	50	7	7.1	961	395	2.4	200	27	7.4
370	Patuakhali RWH	Galachipa	20,768	11,118	1.9	31,830	19,067	1.7	60	27	2.2	7,012	3,902	1.8	50	234	0.2
371	Patuakhali RWH	Kalapara	19,524	9,147	2.1	26,190	13,507	1.9	83	25	3.3	6,528	2,996	2.2	50	54	0.9
372	Patuakhali RWH	Mirzaganj	16,680	6,745	2.5	13,920	6,193	2.2	26	4	6.5	1,329	621	2.1	100	41	2.4
373	Patuakhali RWH	Nalchity	13,352	6,615	2.0	13,035	6,472	2.0	48	15	3.2	2,985	1,438	2.1	100	38	2.6
374	Patuakhali RWH	Patharghata	17,944	6,886	2.6	15,350	7,850	2.0	53	18	2.9	2,805	1,383	2.0	200	119	1.7
375	Patuakhali RWH	Patuakhali Sadar	33,540	15,630	2.1	24,420	13,346	1.8	120	72	1.7	6,120	3,286	1.9	290	200	1.5

SL	Warehouse Name	Upazila Name	Condom			Shukhi			IUD			Injectables			Implant		
			CBL	AMD	MOS	CBL	AMD	MOS	CBL	AMD	MOS	CBL	AMD	MOS	CBL	AMD	MOS
376	Rajshahi RWH	Bagatipara	18,512	17,950	1.0	8,145	6,847	1.2	50	6	8.3	642	360	1.8	100	71	1.4
377	Rajshahi RWH	Bagha	52,800	25,740	2.1	52,875	9,245	5.7	57	5	11.4	2,779	1,432	1.9	100	37	2.7
378	Rajshahi RWH	Baghmara	90,100	44,126	2.0	56,985	27,688	2.1	64	57	1.1	3,957	1,945	2.0	288	52	5.5
379	Rajshahi RWH	Baraigram	47,400	25,468	1.9	22,785	14,286	1.6	80	36	2.2	3,039	2,080	1.5	20	90	0.2
380	Rajshahi RWH	Bholahat	17,656	9,288	1.9	9,645	4,676	2.1	10	9	1.1	1,243	612	2.0	80	32	2.5
381	Rajshahi RWH	Boalia	90,000	46,626	1.9	58,020	5,439	10.7	112	62	1.8	11,950	1,939	6.2	270	140	1.9
382	Rajshahi RWH	Chapai Nababganj Sadar	114,300	49,272	2.3	33,735	17,966	1.9	120	76	1.6	7,070	3,277	2.2	50	59	0.8
383	Rajshahi RWH	Charghat	57,900	24,289	2.4	32,700	11,935	2.7	28	18	1.6	1,200	618	1.9	30	71	0.4
384	Rajshahi RWH	Durgapur	55,444	20,232	2.7	24,540	8,524	2.9	24	8	3.0	976	511	1.9	0	41	0.0
385	Rajshahi RWH	Godagari	101,700	48,137	2.1	27,135	18,329	1.5	54	14	3.9	5,138	2,990	1.7	100	56	1.8
386	Rajshahi RWH	Gomastapur	52,500	27,554	1.9	22,935	12,655	1.8	52	22	2.4	2,314	1,103	2.1	4	48	0.1
387	Rajshahi RWH	Gurudaspur	74,296	33,071	2.2	40,935	16,551	2.5	51	11	4.6	2,647	1,272	2.1	500	87	5.7
388	Rajshahi RWH	Lalpur	49,876	22,258	2.2	32,445	16,317	2.0	15	21	0.7	3,336	1,611	2.1	15	66	0.2
389	Rajshahi RWH	Mohanpur	30,214	15,252	2.0	18,495	9,997	1.9	5	6	0.8	3,918	1,931	2.0	0	44	0.0
390	Rajshahi RWH	Nachole	23,400	11,947	2.0	14,385	5,913	2.4	34	6	5.7	2,000	982	2.0	100	35	2.9
391	Rajshahi RWH	Natore Sadar	84,722	40,077	2.1	34,946	16,020	2.2	85	41	2.1	2,572	1,351	1.9	5	147	0.0
392	Rajshahi RWH	Paba	83,300	45,505	1.8	22,062	12,142	1.8	13	6	2.2	5,811	3,197	1.8	20	52	0.4
393	Rajshahi RWH	Puthia	53,494	29,611	1.8	31,125	12,219	2.5	26	8	3.3	2,282	1,162	2.0	0	33	0.0
394	Rajshahi RWH	Shibganj	95,400	48,606	2.0	30,975	20,944	1.5	49	24	2.0	4,516	2,240	2.0	0	59	0.0
395	Rajshahi RWH	Singra	98,988	42,862	2.3	42,105	23,001	1.8	59	29	2.0	3,723	1,993	1.9	600	139	4.3
396	Rajshahi RWH	Tanore	43,848	18,678	2.3	48,285	13,772	3.5	32	15	2.1	1,818	944	1.9	0	147	0.0
397	Rangamati RWH	Baghaichhari	13,748	8,546	1.6	13,595	5,915	2.3	22	3	7.3	256	331	0.8	60	18	3.3
398	Rangamati RWH	Barkal	19,500	3,848	5.1	14,520	3,209	4.5	25	3	8.3	2,554	366	7.0	72	9	8.0
399	Rangamati RWH	Belai Chhari	9,417	1,496	6.3	7,243	2,256	3.2	25	1	25.0	370	135	2.7	70	16	4.4
400	Rangamati RWH	Jurai Chhari	8,376	2,262	3.7	8,940	1,739	5.1	20	2	10.0	1,090	145	7.5	50	9	5.6

SL	Warehouse Name	Upazila Name	Condom			Shukhi			IUD			Injectables			Implant		
			CBL	AMD	MOS	CBL	AMD	MOS	CBL	AMD	MOS	CBL	AMD	MOS	CBL	AMD	MOS
401	Rangamati RWH	Kaptai	17,700	5,670	3.1	10,020	3,159	3.2	67	1	67.0	1,283	389	3.3	110	28	3.9
402	Rangamati RWH	Kawkhali (betbunia)	5,356	3,532	1.5	9,345	2,873	3.3	31	5	6.2	1,409	516	2.7	32	23	1.4
403	Rangamati RWH	Langadu	22,200	5,544	4.0	9,195	4,204	2.2	119	5	23.8	2,131	407	5.2	187	37	5.1
404	Rangamati RWH	Naniarchar	15,828	4,701	3.4	16,210	4,114	3.9	56	3	18.7	1,238	229	5.4	86	14	6.1
405	Rangamati RWH	Rajasthali	12,368	1,217	10.2	5,025	1,657	3.0	32	2	16.0	362	92	3.9	60	14	4.3
406	Rangamati RWH	Rangamati Sadar	26,872	9,868	2.7	14,865	6,038	2.5	162	79	2.1	1,711	703	2.4	186	67	2.8
407	Rangpur RWH	Aditmari	31,000	13,982	2.2	40,035	13,255	3.0	206	92	2.2	7,436	3,342	2.2	0	102	0.0
408	Rangpur RWH	Badarganj	53,892	11,493	4.7	44,346	18,770	2.4	75	51	1.5	6,590	3,134	2.1	50	71	0.7
409	Rangpur RWH	Bhurungamari	40,604	20,590	2.0	27,585	14,218	1.9	57	28	2.0	7,251	3,355	2.2	200	53	3.8
410	Rangpur RWH	Chilmari	27,752	14,240	1.9	21,055	11,432	1.8	17	14	1.2	2,297	1,056	2.2	50	41	1.2
411	Rangpur RWH	Dimla	18,356	7,956	2.3	40,965	20,320	2.0	77	44	1.8	4,979	2,060	2.4	450	120	3.8
412	Rangpur RWH	Domar	18,480	7,796	2.4	27,750	14,265	1.9	62	36	1.7	4,311	2,243	1.9	5	81	0.1
413	Rangpur RWH	Fulchhari	47,412	22,158	2.1	20,570	9,794	2.1	82	29	2.8	5,105	2,664	1.9	50	59	0.8
414	Rangpur RWH	Gaibandha Sadar	43,649	21,092	2.1	46,155	25,409	1.8	119	41	2.9	9,188	4,389	2.1	50	163	0.3
415	Rangpur RWH	Gangachara	28,436	14,106	2.0	26,696	15,943	1.7	78	59	1.3	8,754	4,544	1.9	250	134	1.9
416	Rangpur RWH	Gobindaganj	92,612	52,756	1.8	164,465	31,578	5.2	51	17	3.0	8,923	4,117	2.2	54	87	0.6
417	Rangpur RWH	Hatibandha	22,904	10,186	2.2	29,325	12,695	2.3	94	33	2.8	4,352	2,191	2.0	0	91	0.0
418	Rangpur RWH	Jaldhaka	31,968	14,838	2.2	58,300	22,558	2.6	101	51	2.0	8,355	3,899	2.1	0	98	0.0
419	Rangpur RWH	Kaliganj	30,532	6,791	4.5	43,500	12,312	3.5	108	40	2.7	3,787	1,751	2.2	0	80	0.0
420	Rangpur RWH	Kaunia	31,100	13,904	2.2	25,035	10,436	2.4	31	14	2.2	5,452	2,787	2.0	144	70	2.1
421	Rangpur RWH	Kishoreganj	13,200	5,618	2.3	22,160	16,086	1.4	81	44	1.8	3,600	1,492	2.4	50	96	0.5
422	Rangpur RWH	Kurigram Sadar	26,616	12,660	2.1	22,320	14,389	1.6	124	41	3.0	6,269	3,045	2.1	300	90	3.3
423	Rangpur RWH	Lalmonirhat Sadar	21,880	12,270	1.8	18,885	13,977	1.4	58	15	3.9	6,698	3,457	1.9	0	136	0.0
424	Rangpur RWH	Mitha Pukur	72,300	28,521	2.5	141,255	22,685	6.2	55	19	2.9	7,110	3,619	2.0	0	111	0.0
425	Rangpur RWH	Nageshwari	41,000	15,580	2.6	50,205	22,368	2.2	68	32	2.1	8,633	4,663	1.9	250	55	4.5

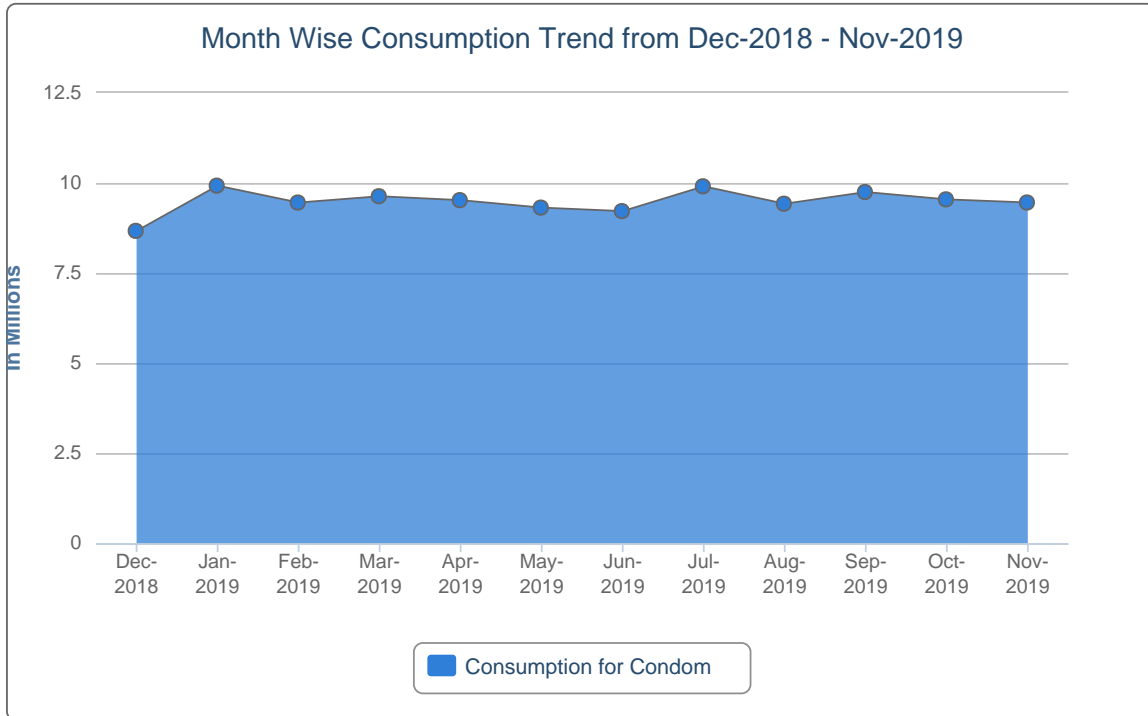
SL	Warehouse Name	Upazila Name	Condom			Shukhi			IUD			Injectables			Implant		
			CBL	AMD	MOS	CBL	AMD	MOS	CBL	AMD	MOS	CBL	AMD	MOS	CBL	AMD	MOS
426	Rangpur RWH	Nilphamari Sadar	35,692	14,132	2.5	58,845	30,334	1.9	129	55	2.3	8,088	3,746	2.2	50	88	0.6
427	Rangpur RWH	Palashbari	16,744	7,975	2.1	13,294	13,350	1.0	43	8	5.4	4,130	2,294	1.8	0	108	0.0
428	Rangpur RWH	Patgram	18,064	7,761	2.3	18,755	13,223	1.4	40	9	4.4	3,929	1,932	2.0	50	31	1.6
429	Rangpur RWH	Phulbari	14,600	7,055	2.1	24,395	12,499	2.0	199	95	2.1	6,537	2,977	2.2	0	58	0.0
430	Rangpur RWH	Pirgachha	42,600	20,980	2.0	42,675	23,226	1.8	105	79	1.3	6,780	3,553	1.9	100	92	1.1
431	Rangpur RWH	Pirganj	45,800	21,025	2.2	135,450	26,187	5.2	135	67	2.0	5,200	2,704	1.9	100	118	0.8
432	Rangpur RWH	Rajarhat	58,100	18,136	3.2	29,975	14,160	2.1	114	46	2.5	6,679	2,840	2.4	200	54	3.7
433	Rangpur RWH	Rangpur Sadar	66,900	31,655	2.1	67,810	25,409	2.7	190	76	2.5	8,652	4,904	1.8	10	279	0.0
434	Rangpur RWH	Sadullapur	68,708	33,873	2.0	37,305	22,223	1.7	134	57	2.4	8,431	4,162	2.0	54	71	0.8
435	Rangpur RWH	Saghata	25,600	10,278	2.5	27,450	17,443	1.6	86	26	3.3	3,000	1,452	2.1	0	68	0.0
436	Rangpur RWH	Saidpur	32,588	15,979	2.0	22,695	9,867	2.3	58	23	2.5	2,591	1,598	1.6	0	84	0.0
437	Rangpur RWH	Sundarganj	81,260	36,048	2.3	78,806	42,222	1.9	260	108	2.4	14,973	7,653	2.0	400	265	1.5
438	Rangpur RWH	Taraganj	14,642	7,799	1.9	15,580	8,566	1.8	30	11	2.7	1,470	1,134	1.3	0	114	0.0
439	Rangpur RWH	Ulipur	44,312	21,788	2.0	35,315	22,817	1.5	72	19	3.8	7,432	3,757	2.0	0	55	0.0
440	Sylhet RWH	Ajmiriganj	8,254	3,827	2.2	13,075	5,514	2.4	31	4	7.8	745	326	2.3	150	45	3.3
441	Sylhet RWH	Bahubal	17,148	5,539	3.1	12,947	5,224	2.5	20	9	2.2	937	424	2.2	104	36	2.9
442	Sylhet RWH	Balaganj	71,100	35,892	2.0	25,710	12,976	2.0	46	16	2.9	4,226	1,983	2.1	1	69	0.0
443	Sylhet RWH	Baniachong	50,260	11,155	4.5	40,835	13,120	3.1	86	7	12.3	2,657	880	3.0	7	104	0.1
444	Sylhet RWH	Barlekha	21,560	7,140	3.0	14,190	6,555	2.2	15	4	3.8	1,142	496	2.3	50	44	1.1
445	Sylhet RWH	Beani Bazar	37,700	19,193	2.0	15,010	6,292	2.4	32	9	3.6	1,398	595	2.3	105	34	3.1
446	Sylhet RWH	Bishwambarpur	10,430	5,491	1.9	9,205	6,652	1.4	41	7	5.9	801	557	1.4	74	26	2.8
447	Sylhet RWH	Bishwanath	24,572	9,237	2.7	7,554	3,931	1.9	22	12	1.8	873	436	2.0	102	38	2.7
448	Sylhet RWH	Chhatak	34,180	13,560	2.5	22,845	9,417	2.4	140	71	2.0	1,134	746	1.5	51	38	1.3
449	Sylhet RWH	Chunarughat	24,450	8,756	2.8	22,460	13,011	1.7	26	6	4.3	1,588	1,048	1.5	1	35	0.0
450	Sylhet RWH	Companiganj	34,864	14,087	2.5	19,245	7,629	2.5	10	3	3.3	2,896	1,396	2.1	51	35	1.5

SL	Warehouse Name	Upazila Name	Condom			Shukhi			IUD			Injectables			Implant		
			CBL	AMD	MOS	CBL	AMD	MOS	CBL	AMD	MOS	CBL	AMD	MOS	CBL	AMD	MOS
451	Sylhet RWH	Dakshin Sunamganj	20,600	9,576	2.2	14,055	7,327	1.9	24	10	2.4	1,791	654	2.7	260	46	5.7
452	Sylhet RWH	Dakshin Surma	80,200	38,876	2.1	30,510	11,661	2.6	42	5	8.4	2,819	1,336	2.1	85	29	2.9
453	Sylhet RWH	Derai	54,604	25,600	2.1	22,437	11,093	2.0	124	17	7.3	2,151	925	2.3	70	66	1.1
454	Sylhet RWH	Dowarabazar	33,476	11,448	2.9	24,830	10,246	2.4	62	4	15.5	1,786	858	2.1	162	116	1.4
455	Sylhet RWH	Fenchuganj	18,100	6,563	2.8	9,225	3,485	2.6	108	16	6.8	534	287	1.9	122	21	5.8
456	Sylhet RWH	Golapganj	51,884	25,697	2.0	14,790	6,731	2.2	62	20	3.1	1,414	670	2.1	205	47	4.4
457	Sylhet RWH	Gowainghat	50,200	22,179	2.3	26,850	10,498	2.6	13	12	1.1	6,562	3,142	2.1	200	80	2.5
458	Sylhet RWH	Habiganj Sadar	41,346	17,100	2.4	32,566	15,526	2.1	137	97	1.4	3,242	1,545	2.1	0	60	0.0
459	Sylhet RWH	Jagannathpur	35,412	12,211	2.9	19,250	6,901	2.8	55	14	3.9	849	361	2.4	10	61	0.2
460	Sylhet RWH	Jaintiapur	45,000	20,195	2.2	20,955	8,184	2.6	2	21	0.1	4,777	2,578	1.9	59	39	1.5
461	Sylhet RWH	Jamalganj	27,232	11,750	2.3	25,305	9,945	2.5	60	3	20.0	2,687	1,235	2.2	100	33	3.0
462	Sylhet RWH	Juri	19,800	7,502	2.6	15,855	5,219	3.0	52	20	2.6	1,054	403	2.6	55	62	0.9
463	Sylhet RWH	Kamalganj	33,200	13,482	2.5	28,695	10,188	2.8	125	50	2.5	2,045	926	2.2	20	46	0.4
464	Sylhet RWH	Kanaighat	50,628	26,157	1.9	24,135	13,474	1.8	29	15	1.9	4,956	2,605	1.9	110	41	2.7
465	Sylhet RWH	Kulaura	25,720	11,934	2.2	20,515	10,375	2.0	40	7	5.7	4,893	2,280	2.1	20	36	0.6
466	Sylhet RWH	Lakhai	16,188	5,753	2.8	15,735	6,988	2.3	15	12	1.3	755	416	1.8	12	61	0.2
467	Sylhet RWH	Madhabpur	23,300	9,262	2.5	36,060	14,628	2.5	21	7	3.0	1,607	810	2.0	55	40	1.4
468	Sylhet RWH	Maulvibazar Sadar	31,536	12,316	2.6	22,110	9,450	2.3	53	83	0.6	1,870	921	2.0	0	50	0.0
469	Sylhet RWH	Nabiganj	19,400	8,859	2.2	16,695	10,844	1.5	46	11	4.2	971	483	2.0	150	51	2.9
470	Sylhet RWH	Rajnagar	26,700	9,899	2.7	26,135	10,035	2.6	26	14	1.9	2,288	1,223	1.9	100	44	2.3
471	Sylhet RWH	Sreemangal	32,700	14,169	2.3	26,625	11,337	2.3	38	23	1.7	2,547	1,308	1.9	0	90	0.0
472	Sylhet RWH	Sulla	19,300	8,274	2.3	24,285	5,519	4.4	19	2	9.5	340	393	0.9	35	43	0.8
473	Sylhet RWH	Sunamganj Sadar	31,900	12,834	2.5	23,879	8,143	2.9	144	34	4.2	2,671	1,215	2.2	277	80	3.5
474	Sylhet RWH	Sylhet Sadar	160,700	72,652	2.2	54,040	27,302	2.0	316	112	2.8	18,972	11,652	1.6	110	301	0.4
475	Sylhet RWH	Tahirpur	37,244	15,920	2.3	28,470	10,869	2.6	10	5	2.0	1,920	875	2.2	100	65	1.5

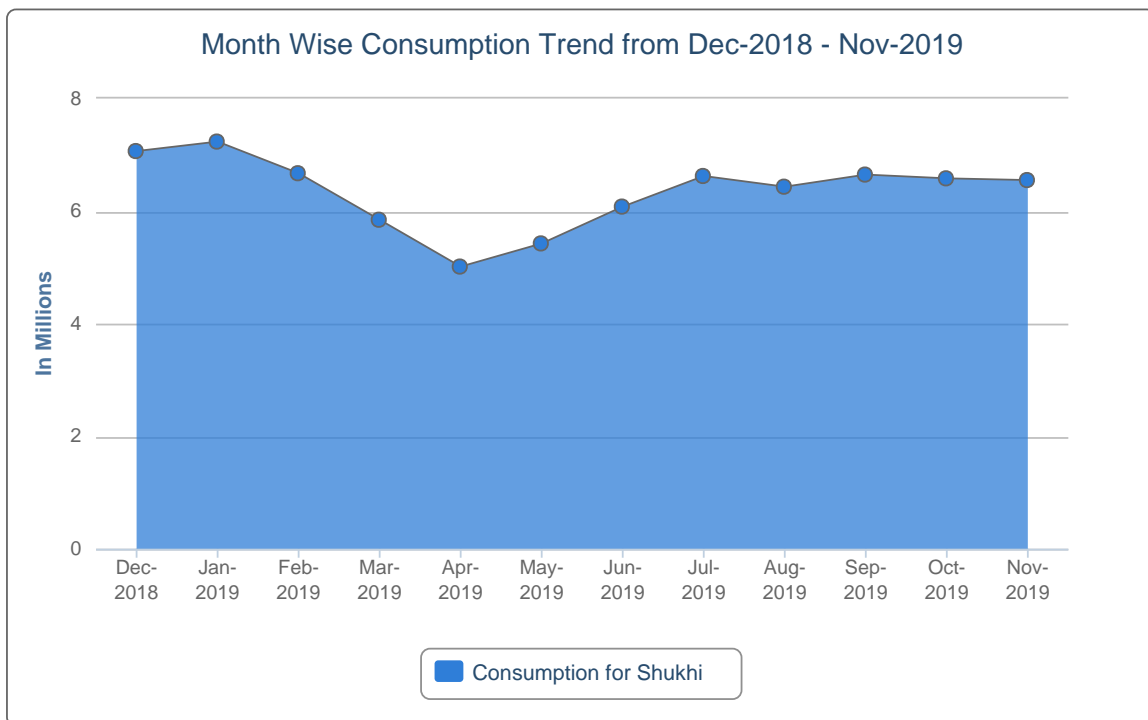
SL	Warehouse Name	Upazila Name	Condom			Shukhi			IUD			Injectables			Implant		
			CBL	AMD	MOS	CBL	AMD	MOS	CBL	AMD	MOS	CBL	AMD	MOS	CBL	AMD	MOS
476	Sylhet RWH	Zakiganj	48,944	22,829	2.1	27,486	10,200	2.7	29	9	3.2	2,923	1,365	2.1	10	86	0.1
477	Tangail RWH	Basail	46,644	21,132	2.2	50,767	13,493	3.8	48	25	1.9	3,845	1,091	3.5	200	93	2.2
478	Tangail RWH	Bhuapur	56,808	22,921	2.5	53,358	16,847	3.2	189	34	5.6	3,679	1,645	2.2	200	76	2.6
479	Tangail RWH	Chauhali	33,600	14,604	2.3	20,920	7,875	2.7	50	13	3.8	4,400	1,181	3.7	211	32	6.6
480	Tangail RWH	Delduar	37,200	17,809	2.1	42,522	16,847	2.5	60	30	2.0	2,930	1,231	2.4	250	54	4.6
481	Tangail RWH	Ghatail	97,620	41,001	2.4	136,440	38,042	3.6	120	27	4.4	6,410	3,742	1.7	100	96	1.0
482	Tangail RWH	Gopalpur	64,188	19,131	3.4	60,030	14,703	4.1	141	24	5.9	5,176	1,812	2.9	0	62	0.0
483	Tangail RWH	Kalihati	84,400	29,201	2.9	119,820	27,161	4.4	1	61	0.0	7,781	3,345	2.3	60	59	1.0
484	Tangail RWH	Madhupur	80,400	30,887	2.6	117,660	30,301	3.9	148	21	7.0	5,116	3,144	1.6	100	69	1.4
485	Tangail RWH	Mirzapur	25,448	27,191	0.9	39,615	25,999	1.5	123	33	3.7	2,872	1,188	2.4	50	60	0.8
486	Tangail RWH	Nagarpur	47,456	33,817	1.4	66,180	22,434	2.9	99	68	1.5	5,567	2,267	2.5	300	108	2.8
487	Tangail RWH	Sakhipur	41,368	25,186	1.6	65,745	23,297	2.8	180	27	6.7	3,575	1,032	3.5	100	32	3.1
488	Tangail RWH	Tangail Sadar	72,300	42,190	1.7	65,940	23,566	2.8	182	42	4.3	6,509	3,104	2.1	50	142	0.4

7. Month-wise Consumption Trend

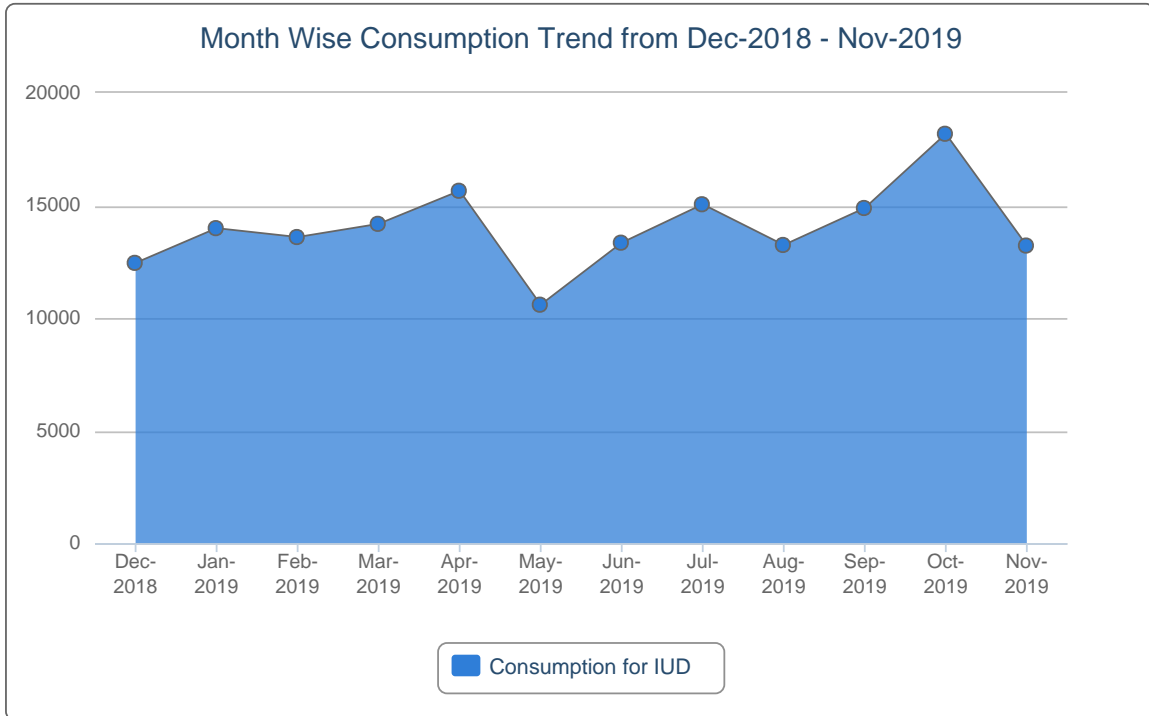
7(a).



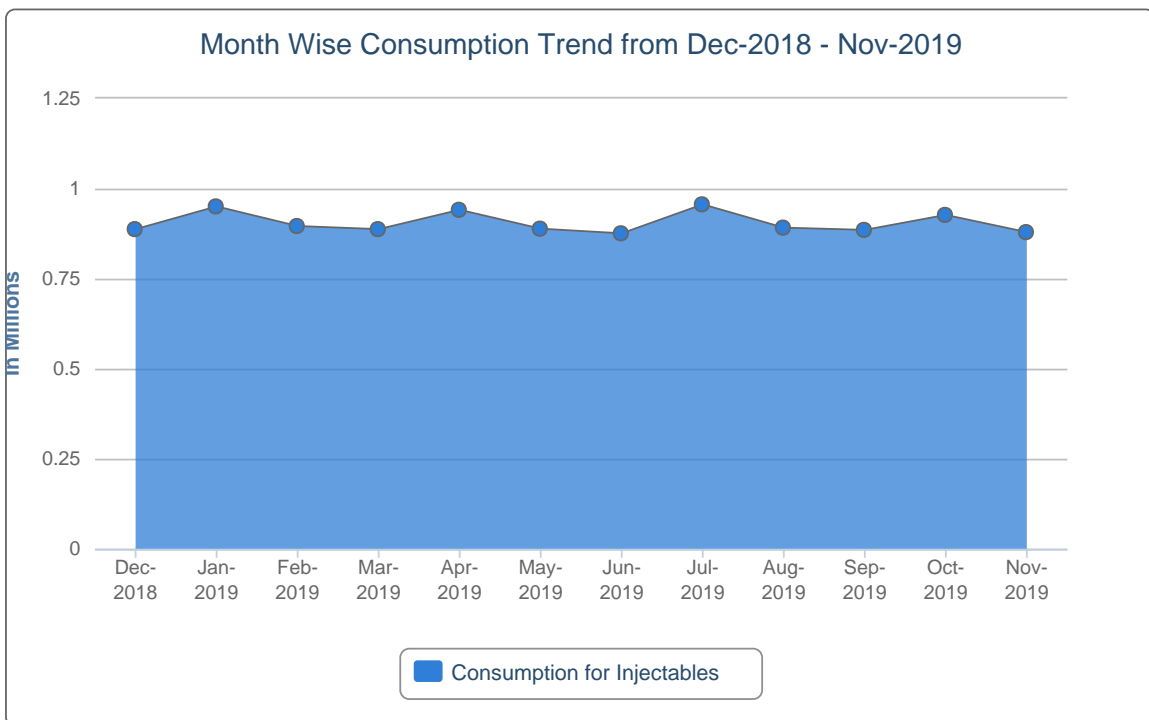
7(b).



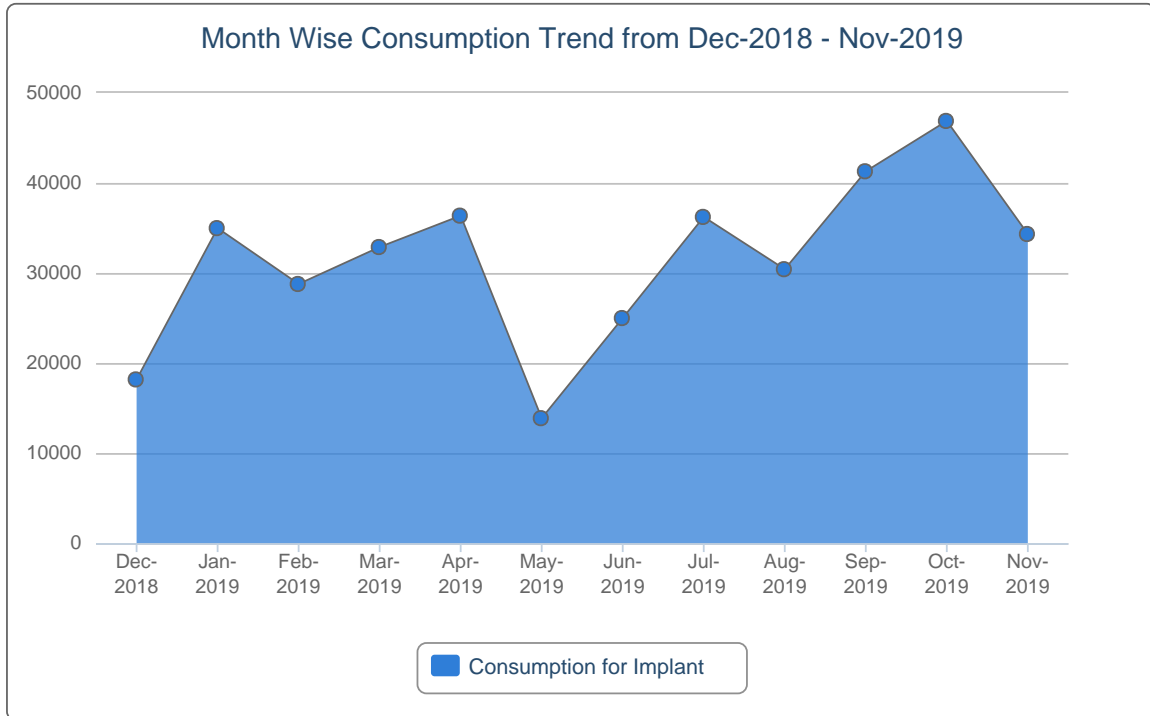
7(c).



7(d).



7(e).



8. Report on Upazila and Warehouse Having Stock Out in last month

SL	Products Name	No of Stockout WH	% of Stockout WH	No of Stockout Upazila Store	% of Stockout Upazila Store	No of Stockout Upazila Field	% of Stockout Upazila Field
1	Condom	0	0%	0	0%	0	0%
2	Shukhi	0	0%	0	0%	0	0%
3	IUD	0	0%	0	0%	0	0%
4	Injectables	0	0%	0	0%	0	0%
5	Implant (Total)	0	0%	-	-	0	0%

List of Stock Out Warehouses

SL	Commodity	Warehouse	Phone
<i>No StockOut in Warehouse</i>			

List of StockOut Upazilas

SL	Commodity	Warehouse	District	Upazila	Phone
<i>No Stockout in Upazila</i>					

“ছেলে হোক, মেয়ে হোক,
দু’টি সন্তানই যথেষ্ট”

Management Information System (MIS)
Directorate General of Family Planning (DGFP)
6, Kawran Bazar, Dhaka- 1215
Email: dirmis@dgfp.gov.bd, dirls@dgfp.gov.bd
www.dgfp.gov.bd, www.scmpbd.org

If you need more information, please visit at <https://www.scmpbd.org>