

FAMILY PLANNING MONTHLY LOGISTICS REPORT

May 2016



**Management Information System (MIS)
Directorate General of Family Planning (DGFP)**

6, Kawran Bazar, Dhaka1215

Email: dirmisfp@gmail.com, dirlsdgfp@gmail.com
www.dgfpmis.org, www.dgfplmis.org

Government of the People's Republic of Bangladesh
Directorate General of Family Planning
Management Information System (MIS)
6, Kawran Bazar, Dhaka- 1215
www.dgfp.gov.bd

Memo No. - DGFP/MIS/97/323(part-5)/2008/50/465

Date: 18 July' 2016.

Sub: **Family Planning Monthly Logistics Report for the Month of May' 2016.**

Family Planning Monthly Logistics Report for the Month of May' 2016 is sent herewith for your kind information & necessary action. This report is prepared on the basis of Form-7 submitted by Warehouses and Form-7B submitted by Upazila Family Planning Offices by using WIMS & UIMS operational tools. It provides useful information on monthly distribution and stock balance of all the major contraceptives & DDS Kits of Warehouse/Upazila Stores. A summary of important events happened during reporting month included in this report. For more information you are requested to visit at www.scmpbd.org web site.

Comments and suggestions for improvement of this report will be highly appreciated.


(A K M Mahbubur Rahman Joarder)
Director (MIS)
and
Line Director MIS-FP
Phone: 9146262
Mail: dirmisfp@gmail.com

Memo No. - DGFP/MIS/97/323(part-5)/2008/50/465/1(100)

Date: 18 July' 2016.

Copy of the report forwarded to:

1. Secretary, Ministry of Health & Family Welfare, Bangladesh Secretariat, Dhaka.
2. Additional Secretary, Ministry of Health & Family Welfare, Bangladesh Secretariat, Dhaka.
3. Joint Secretary (WHO)/ (Coordination), Ministry of Health & Family Welfare, Bangladesh Secretariat, Dhaka.
4. Joint Chief (Planning), Ministry of Health & Family Welfare, Bangladesh Secretariat (Clinic Building), Dhaka.
5. Joint Chief (Population & Planning wing), Planning commission, Sher-e-Bangla Nagar, Dhaka.
6. Joint Chief (Planning), Program Management and Monitoring Unit (PMMU), Azimpur, Dhaka-1205.
7. P.S. to the Honorable Minister, Ministry of Health and Family Welfare, Bangladesh Secretariat, Dhaka, for kind information of the Honorable Minister.
8. P.S. to the Honorable State Minister, Ministry of Health and Family Welfare, Bangladesh Secretariat, Dhaka, for kind information of the Honorable State Minister.
9. Director Administration, Directorate General of Family Planning, 6 Kawran Bazar, Dhaka 1215.
10. Director Logistics & Supply and Line Director (Procurement, Storage & Supply Management), Directorate General of Family Planning, 6 Kawran Bazar, Dhaka 1215.

11. Director Finance & Line Director (Family Planning Field Service Delivery Program), Directorate General of Family Planning, 6 Kawran Bazar, Dhaka 1215.
12. Director (IEM) & Line Director (Information, Education and Communication), Directorate General of Family Planning, 6 Kawran Bazar, Dhaka 1215.
13. Director Planning & Line Director (Program Monitoring and Evaluation), Directorate General of Family Planning, 6 Kawran Bazar, Dhaka 1215.
14. Line Director (Maternal, Child, Reproductive and Adolescent Health), Directorate General of Family Planning, 6 Kawran Bazar, Dhaka 1215.
15. Line Director (Clinical Contraception Services Delivery), Directorate General of Family Planning, 6 Kawran Bazar, Dhaka 1215.
16. Divisional Director, Family Planning, Dhaka / Chittagong / Rajshahi / Khulna / Sylhet / Barisal/ Rangpur Division.
17. Deputy Chief (FW)/ (Health), Ministry of Health & Family Welfare, Bangladesh Secretariat, Dhaka.
18. Additional Director (Drugs and Stores), Directorate General of Family Planning, Central Warehouse, Mohakhali, Dhaka.
19. Deputy Director, Family Planning, ----- District (Your are requested to take appropriate measures to ensure timely submission of Form 7B report from upazilas and send these to MIS Unit within 9th working day of the next month).
20. Supply Officer, Family Planning, ----- CWH/RWHs.
21. Country Director, SPS/MSH, House No.-28, Flat-W2, Road No.-63, Gulshan-2, Dhaka-1212.
22. Country Director, the World Bank, E-32, Agargaon, Sher-e-Banala Nagar, Dhaka-1207.
23. Team Leader, Population & Health Team, USAID, Madani Avenue, Baridhara, Dhaka.
24. Country Representative, UNFPA, IDB Bhaban, Agargaon, Sher-E-Bangla Nagar, Dhaka.
25. Managing Director, SMC, SMC Tower, 33 Banani C/A, Dhaka-1213.
26. Documentation Center, IEM Unit, Directorate General of Family Planning, 6 Kawran Bazar, Dhaka.
27. PA to Director General, Directorate General of Family Planning, 6, Kawran Bazar, Dhaka 1215.
28. Office copy, MIS, DGFP, 6 Kawran Bazar, Dhaka -1215.


18.07.2016
(Ajoy Ratan Barua)
Deputy Director (MIS)

Table Of Contents

	Page
1. DGFP Stock Status Report	1-2
2. National Receipts Quantity by Product by Month	3
3. National Level Contraceptive Summary Report	4
4. Stock Status Report at Different Levels	5
5. Contraceptive Stock Status by Product at Upazila Store and Field	6-10
6. Contraceptive Stock Status by Product at Regional Warehouses/Upazila	11-31
7. Month-wise Consumption Trend	32-34
8. Report on Upazila and Warehouse Having Stock Out in last month	35

1. DGFP Stock Status Report

	2016												2017												2018												
Year	2016												2017												2018												
Month	6	7	8	9	10	11	12	1	2	3	4	5	6	7	8	9	10	11	12	1	2	3															
Min.-Max.													Min												Max												
Product																									2015-16 : 30m - 2 months												
Condom	CS (164.48m) - 13 months												2014-15 : 35.5m - 4 mon				2015-16																				
*AMC = 11.8m	2014-15: GoB (Rev): 150 m - 119.92 m received as of 30 April 2016; awaiting receipts 30.08 m; 2015-16: GoB (Rev): 30 m; awaiting receipt												2014-15 : 23.06m - 2 months																								
Pill	CS (101.55m) - 11 months												2014-15				2015-16: Pool Fund:45m - 5 mon																				
*AMC = 8.59m	2014-15: Pool Fund 60m (ICB); 18m (NCT); 54.94 m received as of 30 April 2016; 2015-16: Pool Fund 45m (ICB)												2014-15 - 0.04m : 2 months																								
IUD	CS (0.669m) - 33 months																																				
*AMC = 20,142	2014-15: Pool Fund 0.04m: Contract Signed - awaiting receipt																																				
Injectables	CS (17.22m) - 15 months												2014-15 : 4.4m - 7 months																								
*AMC = 1.12m	14-15: Pool Fund 14m; GoB (Dev) : 2.5m; 11.9 m received as of 30 April 2016; awaiting receipts 4.4m; 15-16: Pool Fund 7m; GoB (Dev):3.5m																																				
Implant	CS (0.298m) - 9 months												2015-16 : 0.15m - 5 months																								
*AMC = 29,883	2015-16 (Pool fund): 0.15m:																																				
***DDS Kit	2015-16: GoB(Dev): 3,600 boxes; all receipt as of 30 April 2016																																				
*AMC = 5,885	*** The 22 items of medicines of DDS kit will be procured as individual medicines instea of Kit form.																																				
*AMC is calculated based on past 12-months consumption																																					
**This report is generated using the "Pipeline Software" which considers "Projected Consumption"																																					
Data Sources: DGFP/L&S unit, DGFP LMIS web site - https://scmpbd.org/																																					
Central Warehouse WIMS data and Approved DGFP Procurement																																					

- Legend:**
- Current Stock
 - To be received
 - Planned for FY 2015-16
- AMC = Average Monthly Consumption
 BER = Bid Evaluation Report
 CCGP = Cabinet Committee on Govt Purchase
 CS = Current Stock
 NOA = Notification of Award
 NO = No Objection
 TEC = Tender Evaluation Committee
 ICB = International Competitive Bidding
 NCT = National Competitive Tendering

DGFP STOCK STATUS REPORT
(For Contraceptives and DDS Kits)
Month: May 2016 *(Updated 26 June 2016)*

CONDOM – Current national stock is 164.84 million pieces and this stock can be used up to June 2017.

- FY 2014-15 GoB (Rev): Procurement Process completed for 150 million pieces and 119.92 million pieces received as of 30 April 2016; awaiting receipt 30.08 million pieces.
- Planned for FY 2015-16 GoB (Rev): 30 million pieces.

PILL – Current national stock of Oral Contraceptive Pill is 101.55 million cycles which will go up to April 2017.

- 2014-15 (Pool fund): Procurement Process completed for 60m cycles (ICB) & 18 m cycles (NCB): 54.94 million cycles received as of 30 April 2016; awaiting receipts 23.06 million cycles.
- Planned for 2015-16: Pool Fund: 45 million cycles

IUD – Current national stock is 0.669 million pieces and this stock can be used up to February 2019.

- FY 2013-14 (Pool fund) -0.04 million pieces - Contract signed and awaiting receipts.

INJECTABLES – Current stock of 17.22 million vials and that can be used up to August 2017.

- Procurement Process completed for 2014-15: Pool fund - 14m vials (ICB) & GoB Dev- 2.5m vials (NCB): 11.9 m received as of 30 April 2016; awaiting receipt 8.1m.
- Planned for 2015-16: Pool fund - 7m vials (ICB) & GoB Dev - 3.5m vials (NCT).

IMPLANT – Current stock is 0.298 million sets and this can be used up to February 2017.

- Planned for 2015-16: (Pool fund) 0.15m sets.

***DDS KITs**

- 2014-15: Pool fund - 0.070m boxes: World Bank did not accord No Objections on Bid Evaluation Report (BER) for this procurement.
- 2015-16: GoB (Dev) – 3,600 boxes (NCB) – All quantity received.
(*The medicines under DDS Kit are not going to be procured in Kit form. Instead, individual medicines of 22 items will be procured from now on)

You can also download the previous reports from <http://www.scmpbd.org/>

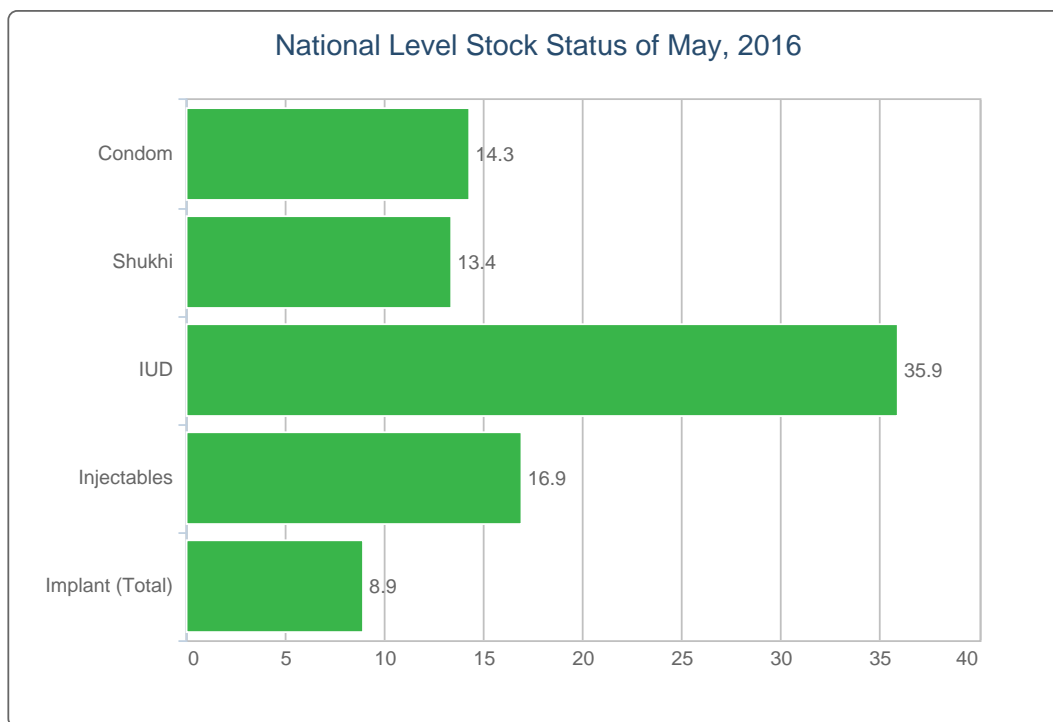
2. National Receipts Quantity by Product by Month

Contraceptive Received Report

Month: May, 2016

Item	Supplier	Receiver	Date Receipts	Qty	Remarks
Condom		Regional Ware House Khulna and Bogra	31/05/16	5,427,000	
Total				5,427,000	
Implant		Central Ware House, Mohakhali, Dhaka	31/05/16	5	
Total				5	

3. National Level Contraceptive Summary Report

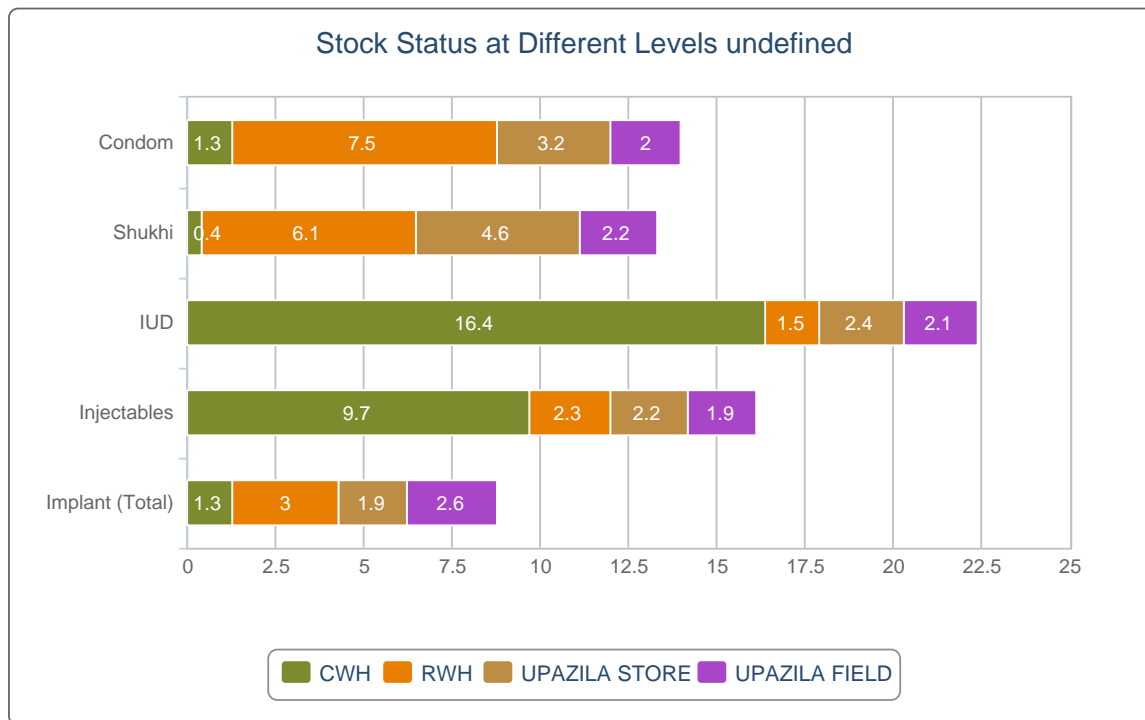


■ MOS less than 4.0
 ■ MOS 4.0 - 7.9
 ■ MOS 8.0 and above
 MOS = Month of Stock

National Level Stock Status of May, 2016

SL	Name of Products	Reported Consumption	Reported Closing Balance	Average Monthly Consumption	MOS
1	Condom	12,266,576	171,677,999	12,016,929	14.3
2	Shukhi	8,282,910	110,106,637	8,217,839	13.4
3	IUD	31,203	702,254	19,550	35.9
4	Injectables	1,133,388	18,381,935	1,090,706	16.9
5	Implant (Total)	36,222	316,016	35,410	8.9

4. Stock Status Report at Different Levels

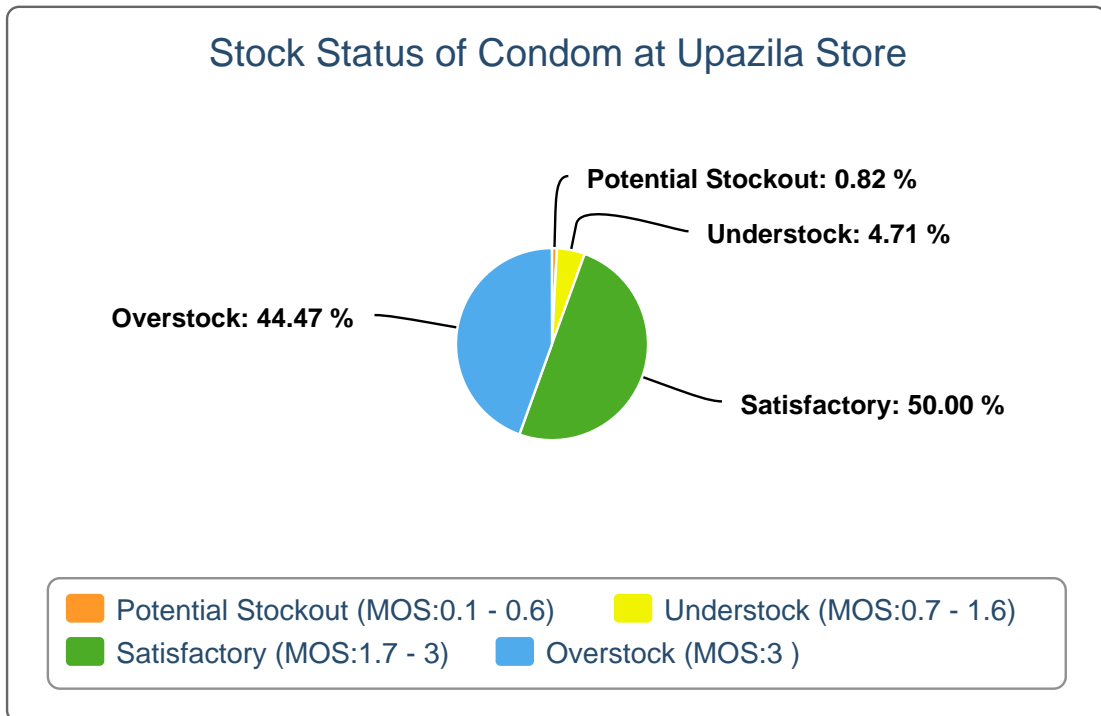


Stock Status at Different Levels May, 2016

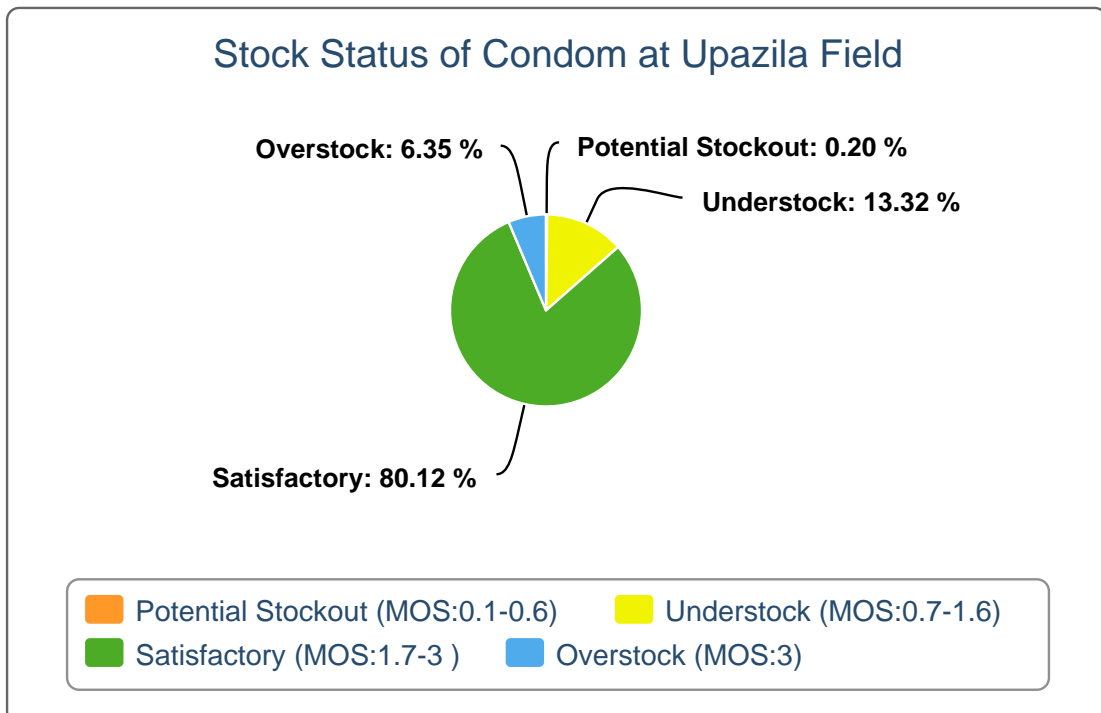
Products	Avg. Consump. of Last 6 Months	CWH Level	MOS	RWH Level	MOS	Upazila Level	MOS	Field Level	MOS	National Level	MOS
Condom	12,016,929	15,642,000	1.3	91,824,200	7.6	39,857,036	3.3	24,354,763	2	171,677,999	14.3
Shukhi	8,217,839	3,277,440	0.4	50,350,920	6.1	38,436,388	4.7	18,041,889	2.2	110,106,637	13.4
IUD	19,550	512,800	26.2	48,296	2.5	74,328	3.8	66,830	3.4	702,254	35.9
Injectables	1,090,706	11,030,900	10.1	2,662,900	2.4	2,529,344	2.3	2,158,791	2	18,381,935	16.9
Implant (Total)	35,410	45,946	1.3	107,449	3	69,439	2	93,182	2.6	316,016	8.9

5. Contraceptive Stock Status by Product at Upazila Store and Field

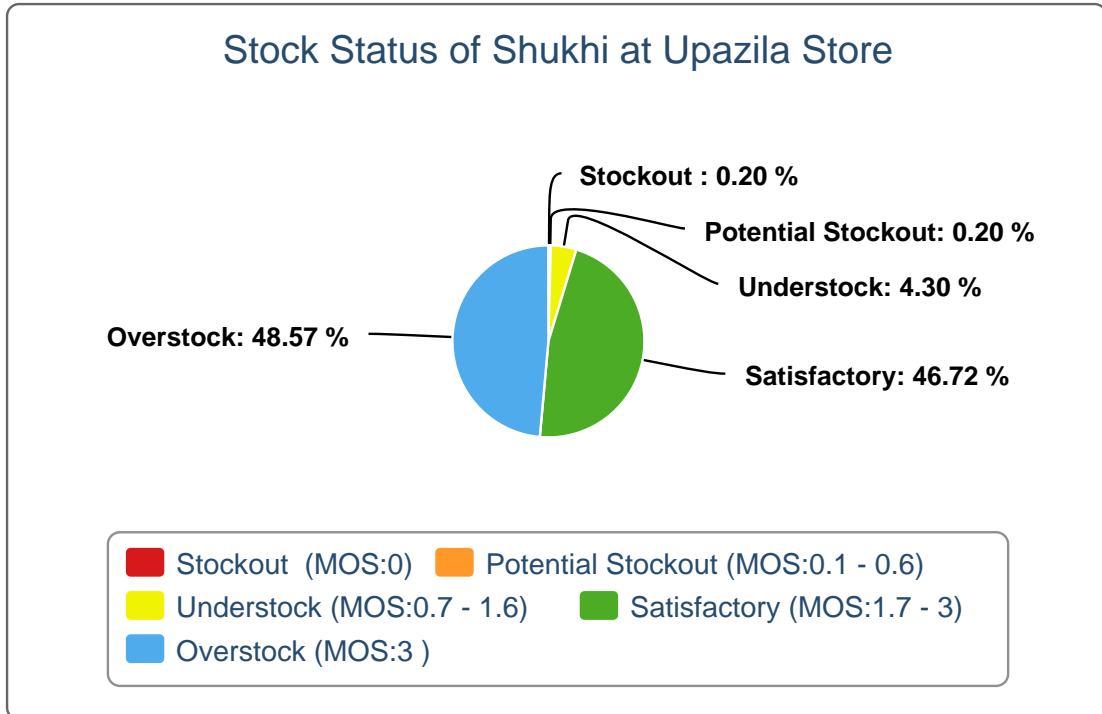
5(a).



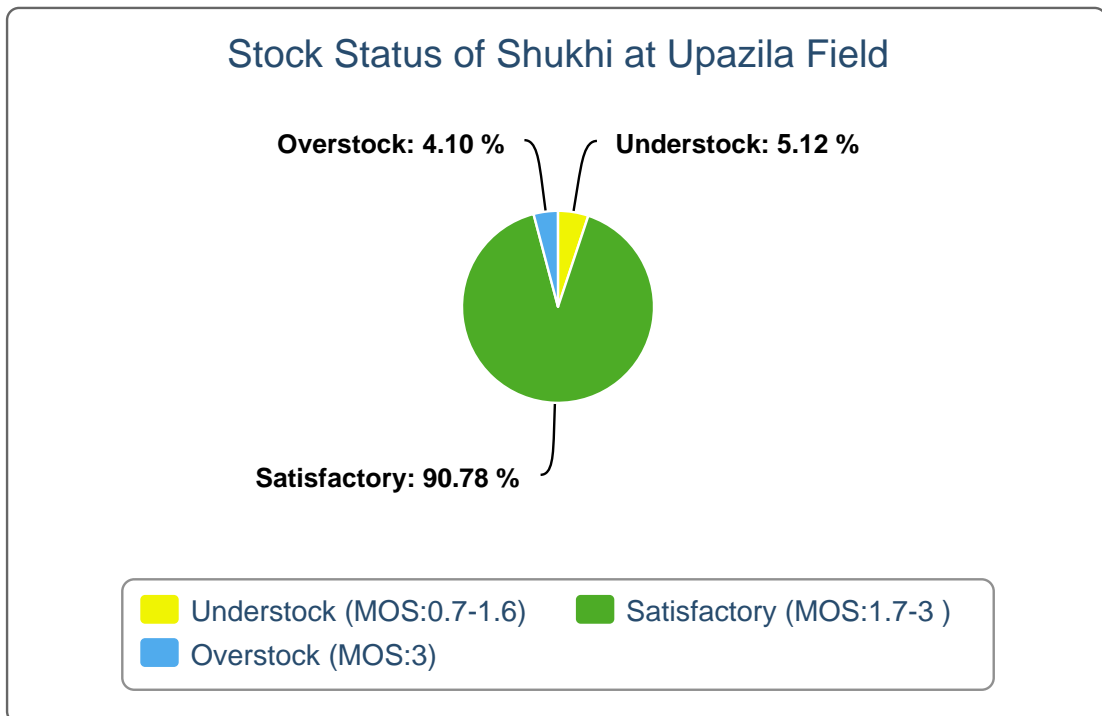
5(b).



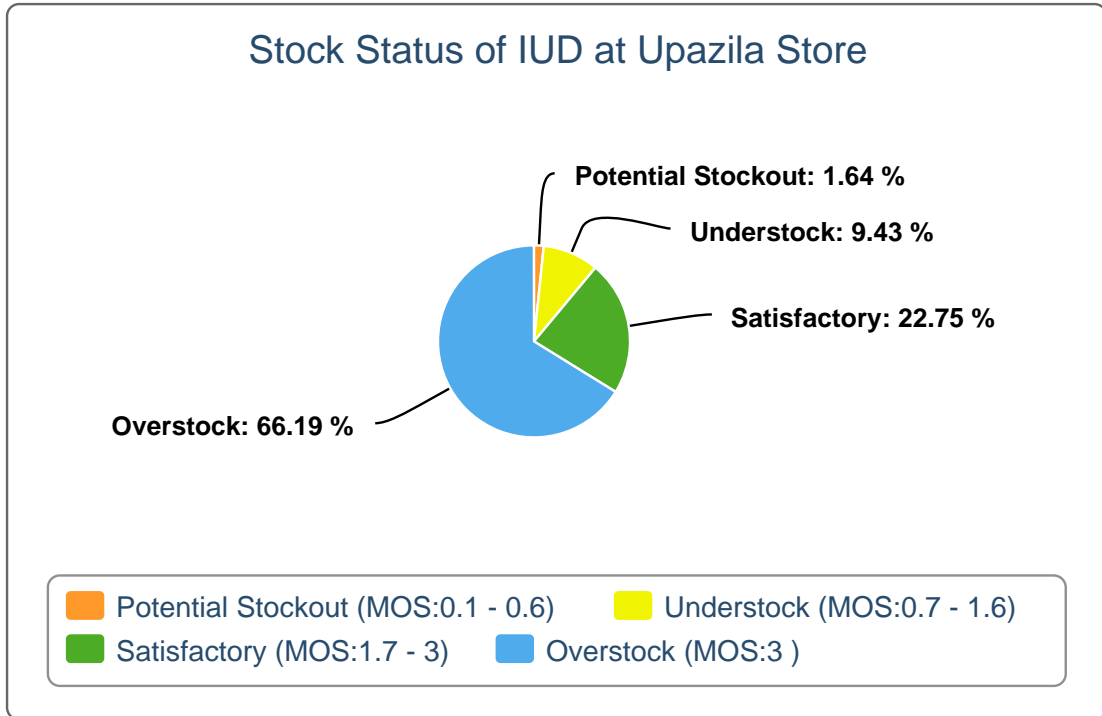
5(c).



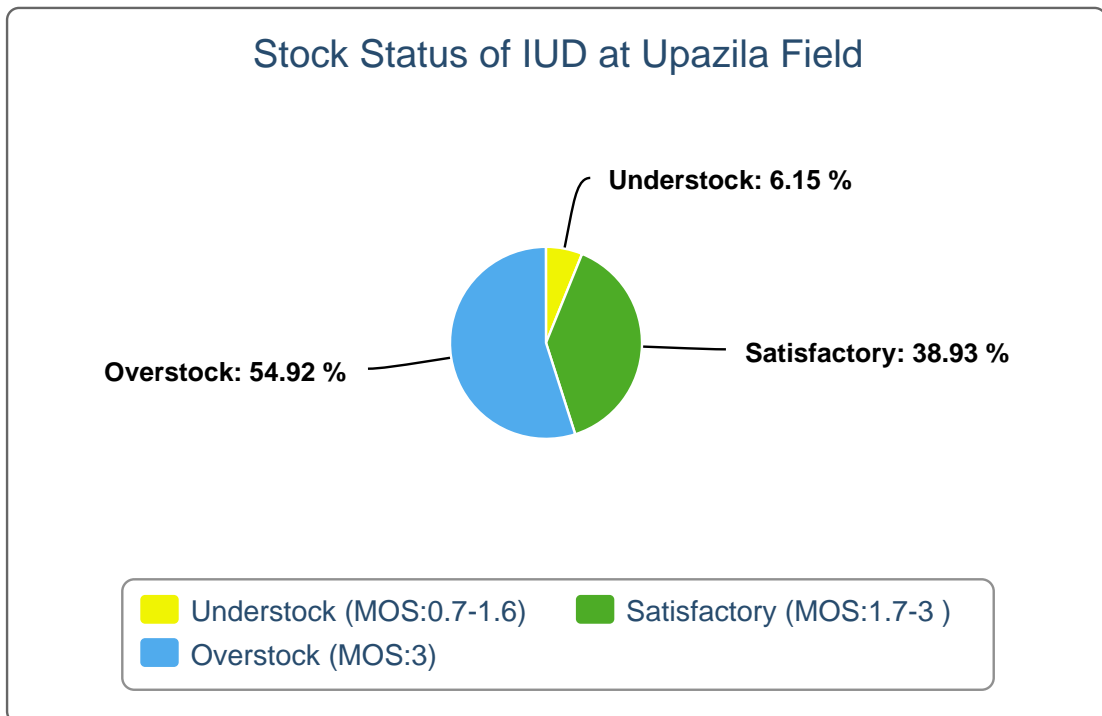
5(d).



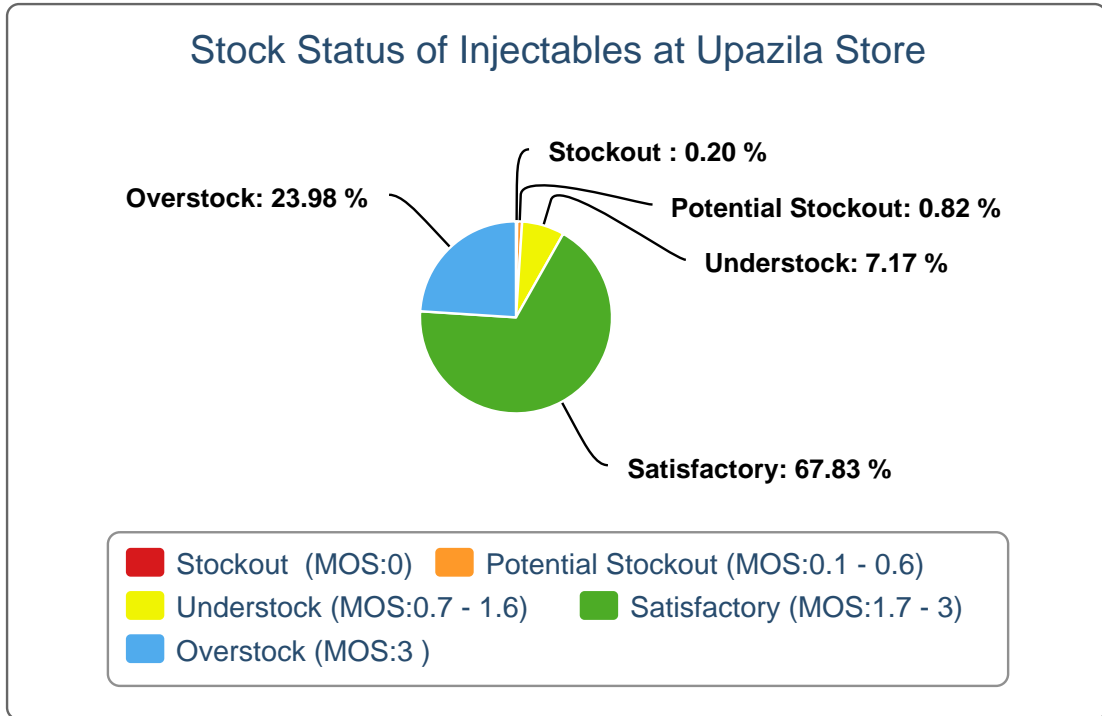
5(e).



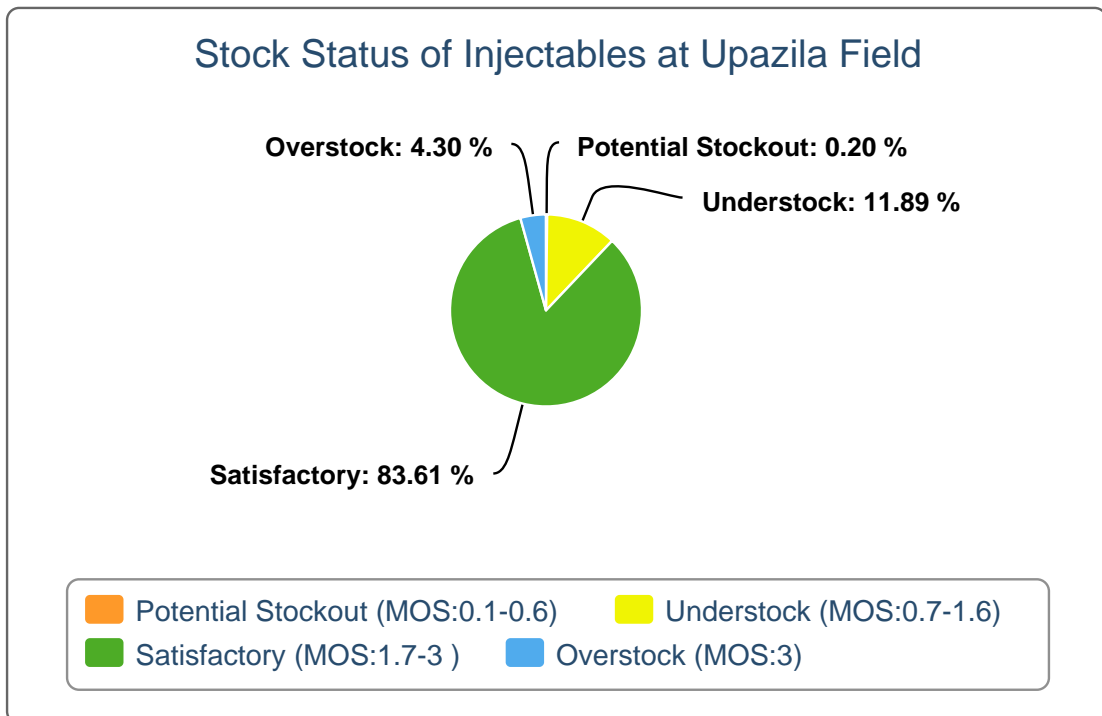
5(f).



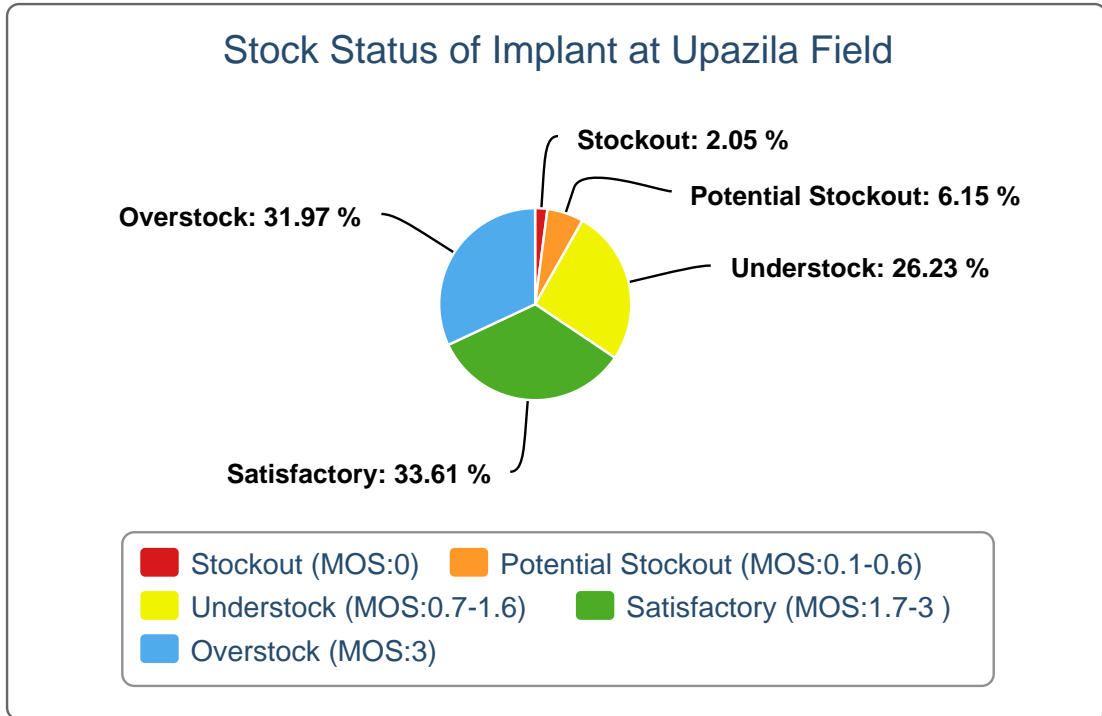
5(g).



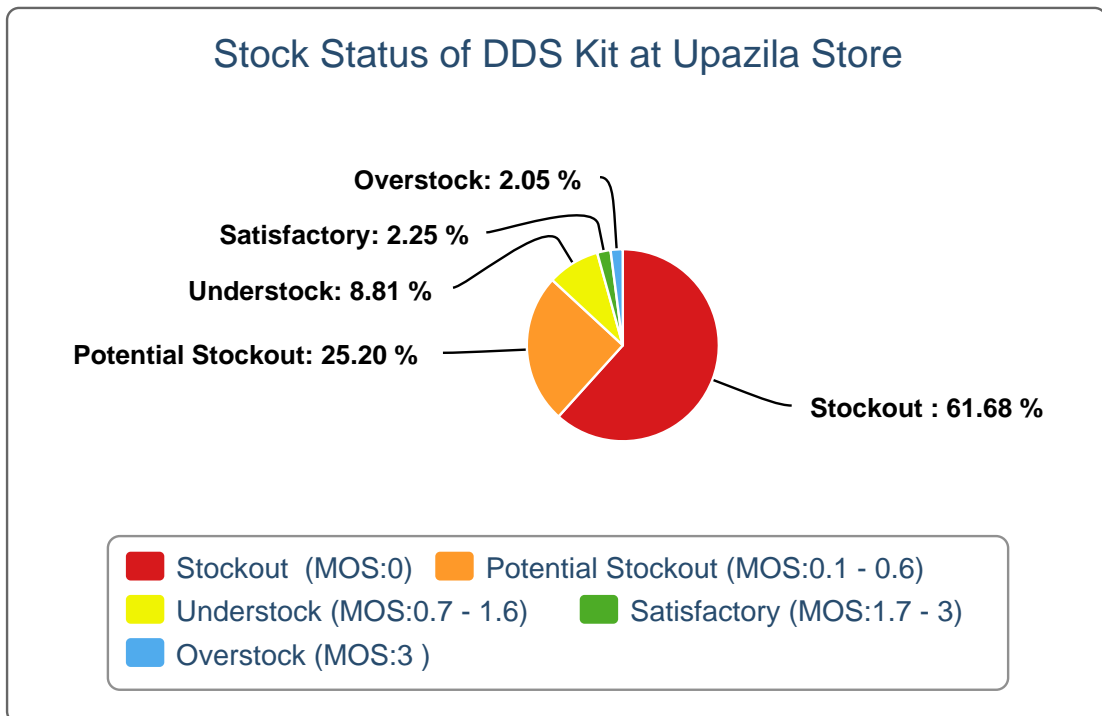
5(h).



5(i).



5(j).



6(a). Contraceptive Stock Status by Product at Regional Warehouses

SL	WH Name	Condom			Shukhi			IUD			Injectables			Implant		
		CBL	AMD	MOS	CBL	AMD	MOS	CBL	AMD	MOS	CBL	AMD	MOS	CBL	AMD	MOS
1	Bandarbon RWH	138,000	29,164	4.7	33,120	20,703	1.6	400	105	3.8	7,000	3,676	1.9	256	169	1.5
2	Bhola RWH	924,000	155,513	5.9	1,212,480	102,051	11.9	1,750	375	4.7	110,000	44,104	2.5	2,367	573	4.1
3	Bogra RWH	5,525,000	633,134	8.7	11,711,520	465,740	25.1	1,100	827	1.3	105,800	41,531	2.5	6,488	2,687	2.4
4	Chittagong RWH	42,734,600	597,584	71.5	11,751,360	399,769	29.4	6,000	1,515	4.0	259,100	67,040	3.9	12,231	2,688	4.6
5	Comilla RWH	879,000	827,423	1.1	1,172,160	433,025	2.7	3,400	1,554	2.2	226,000	82,220	2.7	6,450	1,629	4.0
6	Dhaka CWH	15,642,000	1,983,930	7.9	3,277,440	942,073	3.5	512,800	3,200	160.3	11,030,900	124,478	88.6	45,946	3,774	12.2
7	Dinajpur RWH	1,308,000	218,790	6.0	1,293,120	361,548	3.6	2,350	654	3.6	116,000	44,432	2.6	6,132	2,089	2.9
8	Faridpur RWH	1,314,000	736,435	1.8	660,960	510,548	1.3	3,500	1,392	2.5	145,000	55,360	2.6	2,896	2,443	1.2
9	Jamalpur RWH	1,305,000	430,658	3.0	763,200	289,815	2.6	1,750	611	2.9	103,900	39,998	2.6	2,264	1,291	1.8
10	Jessore RWH	1,392,000	544,110	2.6	311,040	399,562	0.8	2,400	850	2.8	78,900	55,576	1.4	8,256	1,412	5.8
11	Khulna RWH	24,619,600	791,391	31.1	6,671,520	494,532	13.5	2,850	1,078	2.6	264,300	52,493	5.0	7,337	1,869	3.9
12	Kushtia RWH	1,137,000	382,446	3.0	1,008,000	207,277	4.9	1,521	286	5.3	114,200	39,246	2.9	1,536	711	2.2
13	Mymensingh RWH	2,415,000	876,829	2.8	2,669,760	874,816	3.1	4,700	1,273	3.7	139,000	59,532	2.3	10,028	2,685	3.7
14	Noakhali RWH	792,000	376,984	2.1	580,320	202,376	2.9	2,800	802	3.5	137,300	49,853	2.8	2,950	1,118	2.6
15	Pabna RWH	1,194,000	578,167	2.1	2,165,760	377,441	5.7	2,200	1,061	2.1	110,000	52,060	2.1	2,050	936	2.2
16	Patuakhali RWH	1,251,000	128,362	9.7	423,360	158,983	2.7	2,450	467	5.2	224,500	29,987	7.5	5,400	820	6.6
17	Rajshahi RWH	1,080,000	796,599	1.4	3,864,960	353,661	10.9	2,381	529	4.5	144,400	45,108	3.2	6,691	1,663	4.0
18	Rangamati RWH	66,000	60,093	1.1	65,160	38,028	1.7	194	87	2.2	6,000	3,605	1.7	426	247	1.7
19	Rangpur RWH	1,188,000	628,811	1.9	2,956,320	826,434	3.6	1,250	1,623	0.8	150,000	119,008	1.3	11,592	3,840	3.0
20	Sylhet RWH	1,428,000	787,811	1.8	550,080	437,531	1.3	2,100	768	2.7	143,500	51,344	2.8	6,939	1,836	3.8
21	Tangail RWH	1,134,000	452,695	2.5	486,720	321,926	1.5	3,200	493	6.5	78,000	30,055	2.6	5,160	930	5.5

6(b). Contraceptive Stock Status by Product at Upazila

SL	Warehouse Name	Upazila Name	Condom			Shukhi			IUD			Injectables			Implant		
			CBL	AMD	MOS	CBL	AMD	MOS	CBL	AMD	MOS	CBL	AMD	MOS	CBL	AMD	MOS
1	Bandarbon RWH	Alikadam	16,400	3,101	5.3	17,010	1,692	10.1	127	13	9.8	2,990	831	3.6	74	17	4.4
2	Bandarbon RWH	Bandarban Sadar	11,600	4,300	2.7	8,200	4,387	1.9	44	24	1.8	2,390	947	2.5	64	30	2.1
3	Bandarbon RWH	Lama	22,100	6,107	3.6	13,392	4,978	2.7	117	25	4.7	2,343	843	2.8	74	17	4.4
4	Bandarbon RWH	Naikhongchhari	24,200	6,487	3.7	29,025	4,858	6.0	116	14	8.3	3,466	674	5.1	71	23	3.1
5	Bandarbon RWH	Rowangchhari	16,100	2,366	6.8	14,610	1,580	9.2	142	5	28.4	1,780	179	9.9	96	20	4.8
6	Bandarbon RWH	Ruma	21,600	4,802	4.5	13,385	1,322	10.1	108	14	7.7	1,348	97	13.9	58	14	4.1
7	Bandarbon RWH	Thanchi	19,500	2,001	9.7	12,944	1,886	6.9	57	10	5.7	1,575	105	15.0	31	48	0.6
8	Bhola RWH	Bhola Sadar	43,400	19,590	2.2	31,815	14,357	2.2	117	90	1.3	16,040	6,988	2.3	182	153	1.2
9	Bhola RWH	Burhanuddin	19,000	7,098	2.7	21,885	10,105	2.2	16	33	0.5	6,473	2,667	2.4	0	89	0.0
10	Bhola RWH	Char Fasson	77,495	38,432	2.0	44,208	19,255	2.3	120	73	1.6	18,676	8,463	2.2	128	109	1.2
11	Bhola RWH	Daulat Khan	31,300	14,274	2.2	18,180	8,724	2.1	65	19	3.4	9,100	4,075	2.2	64	42	1.5
12	Bhola RWH	Hizla	28,800	11,498	2.5	14,647	6,733	2.2	107	24	4.5	5,549	2,459	2.3	164	9	18.2
13	Bhola RWH	Lalmohan	39,400	20,400	1.9	30,240	15,023	2.0	50	56	0.9	14,300	7,193	2.0	129	48	2.7
14	Bhola RWH	Manpura	23,600	7,640	3.1	6,930	3,052	2.3	50	13	3.8	4,493	2,098	2.1	76	28	2.7
15	Bhola RWH	Mehendiganj	33,100	16,442	2.0	26,670	12,901	2.1	112	28	4.0	10,026	5,115	2.0	0	58	0.0
16	Bhola RWH	Muladi	27,700	10,659	2.6	16,191	6,689	2.4	79	27	2.9	4,997	2,157	2.3	272	18	15.1
17	Bhola RWH	Tazumuddin	28,100	9,480	3.0	12,005	5,212	2.3	75	12	6.3	7,434	2,889	2.6	192	19	10.1
18	Bogra RWH	Adamdighi	77,000	15,637	4.9	51,810	10,358	5.0	135	24	5.6	2,719	631	4.3	0	63	0.0
19	Bogra RWH	Akkelpur	72,800	7,318	9.9	57,835	8,022	7.2	101	14	7.2	3,195	639	5.0	320	60	5.3
20	Bogra RWH	Atrai	121,300	16,671	7.3	66,065	13,851	4.8	65	9	7.2	2,586	525	4.9	0	16	0.0
21	Bogra RWH	Badalgachhi	65,900	17,195	3.8	64,175	15,355	4.2	118	19	6.2	9,438	2,297	4.1	128	35	3.7
22	Bogra RWH	Bogra Sadar	179,200	83,501	2.1	37,495	21,605	1.7	203	81	2.5	4,441	3,311	1.3	44	312	0.1
23	Bogra RWH	Dhamoirhat	432,384	12,651	34.2	483,458	10,915	44.3	105	12	8.8	5,470	1,314	4.2	64	29	2.2
24	Bogra RWH	Dhunat	113,500	30,796	3.7	122,530	22,216	5.5	254	35	7.3	11,142	2,546	4.4	128	120	1.1
25	Bogra RWH	Dhupchanchia	507,800	10,208	49.7	76,605	9,468	8.1	42	10	4.2	1,932	967	2.0	128	100	1.3

SL	Warehouse Name	Upazila Name	Condom			Shukhi			IUD			Injectables			Implant		
			CBL	AMD	MOS	CBL	AMD	MOS	CBL	AMD	MOS	CBL	AMD	MOS	CBL	AMD	MOS
26	Bogra RWH	Gabtali	76,000	36,550	2.1	40,845	18,913	2.2	80	9	8.9	7,057	3,010	2.3	0	160	0.0
27	Bogra RWH	Ghoraghat	87,400	7,225	12.1	54,060	8,617	6.3	122	22	5.5	2,487	554	4.5	128	35	3.7
28	Bogra RWH	Hakimpur	48,790	11,474	4.3	49,179	7,429	6.6	121	11	11.0	3,042	640	4.8	128	27	4.7
29	Bogra RWH	Joypurhat Sadar	97,800	30,290	3.2	64,695	18,173	3.6	230	60	3.8	8,100	1,917	4.2	329	86	3.8
30	Bogra RWH	Kahaloo	44,400	19,844	2.2	28,260	13,124	2.2	113	33	3.4	1,739	930	1.9	0	147	0.0
31	Bogra RWH	Kalai	57,800	8,472	6.8	398,925	8,998	44.3	154	18	8.6	3,241	681	4.8	64	40	1.6
32	Bogra RWH	Khetlal	46,700	7,189	6.5	38,235	5,089	7.5	115	13	8.8	1,863	325	5.7	64	33	1.9
33	Bogra RWH	Mahadebpur	158,700	16,067	9.9	117,720	20,978	5.6	101	22	4.6	5,014	1,275	3.9	64	53	1.2
34	Bogra RWH	Manda	92,500	17,997	5.1	137,520	37,015	3.7	320	84	3.8	11,320	2,198	5.2	320	128	2.5
35	Bogra RWH	Nandigram	56,600	11,710	4.8	73,425	16,776	4.4	75	22	3.4	2,108	486	4.3	128	43	3.0
36	Bogra RWH	Naogaon Sadar	121,600	38,300	3.2	86,085	27,784	3.1	111	37	3.0	7,909	2,383	3.3	0	111	0.0
37	Bogra RWH	Niamatpur	73,100	12,233	6.0	83,630	15,285	5.5	86	18	4.8	5,815	986	5.9	192	72	2.7
38	Bogra RWH	Panchbibi	72,000	15,778	4.6	47,850	9,142	5.2	167	18	9.3	3,576	579	6.2	512	132	3.9
39	Bogra RWH	Patnitala	158,100	9,311	17.0	408,405	10,620	38.5	88	15	5.9	3,191	531	6.0	0	106	0.0
40	Bogra RWH	Porsha	74,600	11,195	6.7	59,460	10,932	5.4	88	8	11.0	3,042	548	5.6	128	23	5.6
41	Bogra RWH	Raninagar	40,500	18,215	2.2	36,825	15,489	2.4	50	13	3.8	1,892	702	2.7	0	41	0.0
42	Bogra RWH	Sapahar	54,000	10,508	5.1	47,490	11,441	4.2	56	7	8.0	3,963	907	4.4	128	47	2.7
43	Bogra RWH	Sariakandi	45,100	17,264	2.6	24,225	10,719	2.3	118	38	3.1	3,380	1,714	2.0	0	186	0.0
44	Bogra RWH	Shajahanpur	154,300	54,635	2.8	92,175	19,837	4.6	168	42	4.0	7,084	1,453	4.9	0	151	0.0
45	Bogra RWH	Sherpur	141,800	33,758	4.2	254,251	21,929	11.6	350	44	8.0	8,395	2,113	4.0	0	112	0.0
46	Bogra RWH	Shibganj	112,100	30,830	3.6	179,550	26,689	6.7	100	39	2.6	11,650	4,058	2.9	0	104	0.0
47	Bogra RWH	Sonatola	70,300	20,312	3.5	86,370	18,971	4.6	200	50	4.0	5,076	1,311	3.9	0	115	0.0
48	Chittagong RWH	Anowara	59,600	14,930	4.0	58,770	13,420	4.4	153	52	2.9	2,706	990	2.7	181	85	2.1
49	Chittagong RWH	Banshkhali	81,100	25,593	3.2	50,725	19,128	2.7	128	34	3.8	5,998	2,535	2.4	100	136	0.7
50	Chittagong RWH	Boalkhali	24,900	8,131	3.1	77,199	11,002	7.0	93	40	2.3	1,273	560	2.3	400	99	4.0

SL	Warehouse Name	Upazila Name	Condom			Shukhi			IUD			Injectables			Implant		
			CBL	AMD	MOS	CBL	AMD	MOS	CBL	AMD	MOS	CBL	AMD	MOS	CBL	AMD	MOS
51	Chittagong RWH	Chakaria	74,100	20,383	3.6	49,725	21,277	2.3	194	71	2.7	10,668	5,150	2.1	506	95	5.3
52	Chittagong RWH	Chandanaish	46,700	13,072	3.6	39,765	11,759	3.4	158	57	2.8	2,178	929	2.3	520	68	7.6
53	Chittagong RWH	Cox's Bazar Sadar	63,800	31,402	2.0	159,930	17,191	9.3	54	33	1.6	8,192	3,749	2.2	172	53	3.2
54	Chittagong RWH	Dighinala	30,900	11,653	2.7	30,595	7,567	4.0	92	13	7.1	2,581	1,225	2.1	50	14	3.6
55	Chittagong RWH	Double Mooring	143,870	68,734	2.1	39,717	17,185	2.3	253	147	1.7	13,670	6,315	2.2	781	329	2.4
56	Chittagong RWH	Fatikchhari	118,000	34,967	3.4	301,320	20,157	14.9	178	59	3.0	6,634	2,994	2.2	448	206	2.2
57	Chittagong RWH	Hathazari	130,100	39,176	3.3	69,555	19,280	3.6	143	39	3.7	2,948	1,484	2.0	448	108	4.1
58	Chittagong RWH	Khagrachhari Sadar	24,300	7,360	3.3	20,430	6,551	3.1	50	29	1.7	2,387	979	2.4	128	28	4.6
59	Chittagong RWH	Kutubdia	41,700	4,998	8.3	45,802	5,354	8.6	87	12	7.3	8,662	1,534	5.6	320	64	5.0
60	Chittagong RWH	Lakshmichhari	10,500	2,315	4.5	17,325	2,675	6.5	72	14	5.1	343	178	1.9	5	8	0.6
61	Chittagong RWH	Lohagara	203,900	10,940	18.6	31,935	11,100	2.9	52	31	1.7	3,420	1,593	2.1	114	90	1.3
62	Chittagong RWH	Mahalchhari	10,000	4,410	2.3	7,787	4,140	1.9	55	7	7.9	1,024	433	2.4	50	6	8.3
63	Chittagong RWH	Maheshkhali	22,200	8,354	2.7	101,940	19,918	5.1	178	50	3.6	4,166	2,557	1.6	100	107	0.9
64	Chittagong RWH	Manikchhari	3,100	2,378	1.3	12,390	1,893	6.5	22	2	11.0	606	553	1.1	20	12	1.7
65	Chittagong RWH	Matiranga	45,500	13,144	3.5	38,475	9,006	4.3	85	13	6.5	2,350	1,161	2.0	0	30	0.0
66	Chittagong RWH	Mirsharai	38,900	15,337	2.5	32,310	15,423	2.1	193	68	2.8	6,181	2,843	2.2	100	120	0.8
67	Chittagong RWH	Panchhari	23,600	5,229	4.5	22,410	5,028	4.5	45	5	9.0	1,475	355	4.2	24	13	1.8
68	Chittagong RWH	Panchlaish	158,700	67,267	2.4	31,325	12,356	2.5	315	143	2.2	9,913	4,674	2.1	273	204	1.3
69	Chittagong RWH	Patiya	75,100	25,216	3.0	78,930	21,888	3.6	315	159	2.0	5,880	2,519	2.3	160	180	0.9
70	Chittagong RWH	Pekua	27,100	4,695	5.8	27,570	6,463	4.3	83	10	8.3	3,072	1,545	2.0	64	49	1.3
71	Chittagong RWH	Ramgarh	24,300	4,068	6.0	27,324	3,845	7.1	40	2	20.0	960	296	3.2	34	11	3.1
72	Chittagong RWH	Ramu	43,700	13,555	3.2	51,300	13,033	3.9	58	17	3.4	7,494	3,617	2.1	100	52	1.9
73	Chittagong RWH	Rangunia	108,200	27,900	3.9	38,775	15,434	2.5	162	66	2.5	3,921	1,889	2.1	200	80	2.5
74	Chittagong RWH	Raozan	114,500	31,013	3.7	42,945	16,110	2.7	158	83	1.9	3,072	1,348	2.3	260	54	4.8
75	Chittagong RWH	Sandwip	40,366	9,883	4.1	24,468	14,381	1.7	379	75	5.1	3,004	2,329	1.3	28	65	0.4

SL	Warehouse Name	Upazila Name	Condom			Shukhi			IUD			Injectables			Implant		
			CBL	AMD	MOS	CBL	AMD	MOS	CBL	AMD	MOS	CBL	AMD	MOS	CBL	AMD	MOS
76	Chittagong RWH	Satkania	43,300	13,061	3.3	43,335	11,188	3.9	166	51	3.3	2,931	1,358	2.2	100	93	1.1
77	Chittagong RWH	Sitakunda	62,100	29,939	2.1	41,885	17,431	2.4	176	66	2.7	4,628	2,073	2.2	136	116	1.2
78	Chittagong RWH	Teknaf	63,800	24,085	2.6	46,080	22,594	2.0	132	61	2.2	12,600	5,959	2.1	310	30	10.3
79	Chittagong RWH	Ukhia	16,600	4,396	3.8	13,650	5,992	2.3	45	6	7.5	2,809	1,316	2.1	130	83	1.6
80	Comilla RWH	Akhaura	85,300	10,518	8.1	57,630	6,682	8.6	167	13	12.8	3,302	981	3.4	153	24	6.4
81	Comilla RWH	Ashuganj	99,000	15,764	6.3	40,535	6,471	6.3	192	38	5.1	3,537	997	3.5	86	36	2.4
82	Comilla RWH	Banchhampur	203,400	25,647	7.9	91,845	10,609	8.7	139	55	2.5	7,807	3,124	2.5	200	54	3.7
83	Comilla RWH	Barura	321,000	33,400	9.6	90,758	21,918	4.1	53	49	1.1	4,471	3,196	1.4	150	33	4.5
84	Comilla RWH	Bijoyagar	312,700	18,584	16.8	82,575	11,188	7.4	219	18	12.2	8,192	2,002	4.1	0	29	0.0
85	Comilla RWH	Brahman Para	29,700	12,180	2.4	19,095	9,382	2.0	77	28	2.8	2,548	1,004	2.5	100	28	3.6
86	Comilla RWH	Brahmanbaria Sadar	311,500	52,666	5.9	95,250	15,443	6.2	178	87	2.0	9,427	3,567	2.6	50	98	0.5
87	Comilla RWH	Burichang	225,200	37,652	6.0	85,545	20,437	4.2	256	65	3.9	6,842	2,268	3.0	300	83	3.6
88	Comilla RWH	Chandina	240,490	30,750	7.8	127,530	15,990	8.0	138	41	3.4	7,722	2,977	2.6	500	23	21.7
89	Comilla RWH	Chandpur Sadar	53,000	20,176	2.6	34,425	16,456	2.1	224	71	3.2	3,868	3,166	1.2	0	87	0.0
90	Comilla RWH	Chauddagam	245,300	22,609	10.8	128,040	21,344	6.0	310	59	5.3	16,284	4,338	3.8	200	32	6.3
91	Comilla RWH	Comilla Adarsha Sadar	304,100	51,440	5.9	137,565	19,080	7.2	560	118	4.7	8,428	4,061	2.1	640	102	6.3
92	Comilla RWH	Comilla Sadar Dakshin	170,600	18,978	9.0	124,540	16,407	7.6	312	43	7.3	4,073	2,975	1.4	200	46	4.3
93	Comilla RWH	Daudkandi	221,100	27,288	8.1	78,735	13,817	5.7	231	84	2.8	5,077	2,510	2.0	0	70	0.0
94	Comilla RWH	Debidwar	336,200	25,665	13.1	94,875	20,914	4.5	368	128	2.9	5,765	3,463	1.7	300	33	9.1
95	Comilla RWH	Faridganj	231,700	21,491	10.8	135,909	13,788	9.9	477	30	15.9	9,442	3,005	3.1	300	67	4.5
96	Comilla RWH	Haim Char	24,900	3,167	7.9	18,480	4,785	3.9	201	8	25.1	2,694	821	3.3	25	14	1.8
97	Comilla RWH	Hajiganj	95,300	11,101	8.6	101,512	10,263	9.9	374	49	7.6	3,849	2,358	1.6	0	34	0.0
98	Comilla RWH	Homna	189,600	29,992	6.3	62,085	8,304	7.5	89	27	3.3	4,659	1,663	2.8	100	16	6.3
99	Comilla RWH	Kachua	230,800	24,667	9.4	86,400	14,515	6.0	81	59	1.4	227	4,161	0.1	200	34	5.9
100	Comilla RWH	Kasba	257,000	49,417	5.2	75,840	17,147	4.4	270	32	8.4	6,235	1,734	3.6	0	45	0.0

SL	Warehouse Name	Upazila Name	Condom			Shukhi			IUD			Injectables			Implant		
			CBL	AMD	MOS	CBL	AMD	MOS	CBL	AMD	MOS	CBL	AMD	MOS	CBL	AMD	MOS
101	Comilla RWH	Laksam	130,127	12,331	10.6	63,791	8,788	7.3	152	52	2.9	4,254	1,893	2.2	181	31	5.8
102	Comilla RWH	Manoharganj	103,000	12,814	8.0	61,280	9,108	6.7	400	18	22.2	5,626	1,568	3.6	120	30	4.0
103	Comilla RWH	Matlab Dakshin	261,600	12,639	20.7	78,255	7,823	10.0	722	51	14.2	9,095	2,497	3.6	950	33	28.8
104	Comilla RWH	Matlab Uttar	168,100	19,496	8.6	105,845	15,315	6.9	429	46	9.3	15,917	2,084	7.6	200	67	3.0
105	Comilla RWH	Meghna	58,400	6,362	9.2	20,965	4,499	4.7	84	7	12.0	2,221	1,036	2.1	30	10	3.0
106	Comilla RWH	Muradnagar	474,600	64,452	7.4	177,060	27,730	6.4	654	91	7.2	15,474	5,040	3.1	300	241	1.2
107	Comilla RWH	Nabinagar	457,500	50,564	9.0	134,505	16,086	8.4	685	49	14.0	13,156	3,086	4.3	350	38	9.2
108	Comilla RWH	Nangalkot	131,600	35,710	3.7	46,140	11,535	4.0	108	43	2.5	14,534	2,950	4.9	100	56	1.8
109	Comilla RWH	Nasirnagar	162,600	21,038	7.7	68,250	13,516	5.0	40	30	1.3	3,551	1,623	2.2	336	36	9.3
110	Comilla RWH	Sarail	366,900	30,335	12.1	126,465	11,946	10.6	137	34	4.0	5,476	2,216	2.5	100	62	1.6
111	Comilla RWH	Shahrasti	60,200	4,196	14.3	32,280	6,782	4.8	184	11	16.7	4,731	2,596	1.8	100	22	4.5
112	Comilla RWH	Titas	108,700	14,334	7.6	79,483	4,957	16.0	169	20	8.5	6,450	1,260	5.1	100	15	6.7
113	Dhaka CWH	Araihazar	33,400	14,781	2.3	46,721	22,853	2.0	175	107	1.6	7,700	4,963	1.6	244	90	2.7
114	Dhaka CWH	Bandar	103,200	51,877	2.0	38,940	19,080	2.0	160	49	3.3	4,090	2,304	1.8	220	77	2.9
115	Dhaka CWH	Belabo	28,800	16,346	1.8	28,890	12,534	2.3	119	25	4.8	3,037	1,551	2.0	0	53	0.0
116	Dhaka CWH	Daulatpur	37,500	13,511	2.8	24,930	11,955	2.1	256	14	18.3	2,598	1,344	1.9	193	37	5.2
117	Dhaka CWH	Dhamrai	86,300	27,879	3.1	161,880	26,311	6.2	276	151	1.8	5,216	1,847	2.8	0	85	0.0
118	Dhaka CWH	Dohar	50,252	19,367	2.6	29,328	8,375	3.5	387	20	19.4	1,020	785	1.3	0	79	0.0
119	Dhaka CWH	Gazaria	27,700	9,230	3.0	28,520	7,440	3.8	181	17	10.6	1,835	722	2.5	100	13	7.7
120	Dhaka CWH	Gazipur Sadar	169,200	93,255	1.8	80,460	41,041	2.0	231	143	1.6	6,289	3,149	2.0	0	184	0.0
121	Dhaka CWH	Ghior	173,100	24,758	7.0	228,355	10,639	21.5	167	19	8.8	2,266	1,165	1.9	0	46	0.0
122	Dhaka CWH	Harirampur	36,600	18,253	2.0	19,275	6,769	2.8	87	16	5.4	1,481	800	1.9	0	35	0.0
123	Dhaka CWH	Kaliakair	49,800	25,120	2.0	43,935	22,770	1.9	107	30	3.6	2,067	948	2.2	264	126	2.1
124	Dhaka CWH	Kaliganj	86,700	37,155	2.3	40,050	19,253	2.1	178	52	3.4	2,546	1,230	2.1	0	17	0.0
125	Dhaka CWH	Kapasia	55,500	26,020	2.1	235,220	21,013	11.2	142	47	3.0	2,418	1,080	2.2	0	26	0.0

SL	Warehouse Name	Upazila Name	Condom			Shukhi			IUD			Injectables			Implant		
			CBL	AMD	MOS	CBL	AMD	MOS	CBL	AMD	MOS	CBL	AMD	MOS	CBL	AMD	MOS
126	Dhaka CWH	Keraniganj	107,558	59,284	1.8	340,459	34,688	9.8	202	152	1.3	9,035	4,471	2.0	1,236	201	6.1
127	Dhaka CWH	Lohajang	26,100	22,174	1.2	12,300	10,717	1.1	128	19	6.7	1,174	996	1.2	0	34	0.0
128	Dhaka CWH	Manikganj Sadar	108,500	44,376	2.4	46,740	16,663	2.8	285	37	7.7	5,566	2,440	2.3	100	108	0.9
129	Dhaka CWH	Manohardi	69,700	30,414	2.3	624,613	16,199	38.6	177	89	2.0	5,233	2,575	2.0	0	22	0.0
130	Dhaka CWH	Mirpur	51,800	226,974	0.2	102,765	51,384	2.0	1,507	536	2.8	27,333	15,039	1.8	300	449	0.7
131	Dhaka CWH	Munshiganj Sadar	101,900	38,137	2.7	58,005	19,130	3.0	235	47	5.0	3,556	2,045	1.7	0	128	0.0
132	Dhaka CWH	Narayanganj Sadar	263,200	135,914	1.9	108,255	56,050	1.9	359	139	2.6	20,153	10,099	2.0	800	204	3.9
133	Dhaka CWH	Narsingdi Sadar	205,235	83,249	2.5	122,964	54,570	2.3	332	100	3.3	20,865	9,915	2.1	1,108	115	9.6
134	Dhaka CWH	Nawabganj	62,000	21,263	2.9	33,150	14,026	2.4	70	23	3.0	1,960	808	2.4	0	51	0.0
135	Dhaka CWH	Palash	40,400	13,322	3.0	24,180	11,841	2.0	79	23	3.4	3,187	1,573	2.0	0	52	0.0
136	Dhaka CWH	Roypura	186,300	75,999	2.5	51,180	25,310	2.0	450	87	5.2	9,017	4,484	2.0	192	30	6.4
137	Dhaka CWH	Rupganj	96,377	45,077	2.1	71,125	34,826	2.0	265	92	2.9	7,287	3,661	2.0	0	66	0.0
138	Dhaka CWH	Saturia	58,300	9,722	6.0	42,780	8,801	4.9	136	33	4.1	4,749	739	6.4	0	34	0.0
139	Dhaka CWH	Savar	166,200	88,548	1.9	79,980	39,149	2.0	69	123	0.6	6,023	3,086	2.0	400	97	4.1
140	Dhaka CWH	Serajdikhan	51,000	27,266	1.9	39,625	19,041	2.1	140	45	3.1	3,957	1,606	2.5	600	66	9.1
141	Dhaka CWH	Shibalaya	117,436	18,626	6.3	107,583	9,721	11.1	44	21	2.1	3,757	1,770	2.1	0	64	0.0
142	Dhaka CWH	Shibpur	87,500	30,470	2.9	110,579	19,170	5.8	282	68	4.1	4,056	2,330	1.7	128	90	1.4
143	Dhaka CWH	Singair	150,200	29,895	5.0	74,425	14,613	5.1	150	34	4.4	2,488	1,227	2.0	0	54	0.0
144	Dhaka CWH	Sonargaon	138,699	31,062	4.5	79,635	23,428	3.4	212	71	3.0	6,792	3,339	2.0	0	104	0.0
145	Dhaka CWH	Sreenagar	209,180	40,309	5.2	73,330	23,144	3.2	352	64	5.5	4,012	1,583	2.5	200	33	6.1
146	Dhaka CWH	Sreepur	90,100	46,971	1.9	73,107	32,527	2.2	42	56	0.8	4,793	2,300	2.1	500	85	5.9
147	Dhaka CWH	Tejgaon	30,600	398,825	0.1	118,360	147,643	0.8	1,500	527	2.8	43,490	23,806	1.8	78	636	0.1
148	Dhaka CWH	Tongi	168,500	74,117	2.3	163,740	19,985	8.2	200	104	1.9	4,580	2,161	2.1	400	161	2.5
149	Dhaka CWH	Tongibari	42,800	14,384	3.0	31,185	9,414	3.3	42	20	2.1	1,322	537	2.5	172	22	7.8
150	Dinajpur RWH	Atwari	21,800	10,038	2.2	53,882	13,113	4.1	32	16	2.0	3,953	1,276	3.1	0	34	0.0

SL	Warehouse Name	Upazila Name	Condom			Shukhi			IUD			Injectables			Implant		
			CBL	AMD	MOS	CBL	AMD	MOS	CBL	AMD	MOS	CBL	AMD	MOS	CBL	AMD	MOS
151	Dinajpur RWH	Baliadangi	31,700	4,078	7.8	77,820	12,455	6.2	64	6	10.7	6,045	2,881	2.1	0	37	0.0
152	Dinajpur RWH	Biral	22,800	12,378	1.8	64,080	18,956	3.4	31	30	1.0	1,786	1,660	1.1	0	137	0.0
153	Dinajpur RWH	Birampur	17,300	6,934	2.5	63,825	7,399	8.6	31	33	0.9	3,207	369	8.7	0	68	0.0
154	Dinajpur RWH	Birganj	52,100	9,514	5.5	93,135	22,960	4.1	182	34	5.4	4,960	1,911	2.6	500	197	2.5
155	Dinajpur RWH	Bochaganj	13,600	6,337	2.1	28,707	13,567	2.1	4	27	0.1	2,069	951	2.2	0	32	0.0
156	Dinajpur RWH	Boda	30,800	8,187	3.8	67,425	18,706	3.6	140	34	4.1	5,252	2,394	2.2	0	214	0.0
157	Dinajpur RWH	Chirirbandar	37,700	5,591	6.7	93,660	17,185	5.5	81	16	5.1	3,486	1,486	2.3	0	91	0.0
158	Dinajpur RWH	Debiganj	37,200	13,431	2.8	70,920	29,512	2.4	50	58	0.9	7,060	3,901	1.8	0	121	0.0
159	Dinajpur RWH	Dinajpur Sadar	80,200	34,634	2.3	70,650	25,297	2.8	121	35	3.5	9,179	4,426	2.1	0	143	0.0
160	Dinajpur RWH	Fulbari	19,900	5,658	3.5	73,770	8,070	9.1	34	13	2.6	2,256	363	6.2	0	53	0.0
161	Dinajpur RWH	Haripur	12,900	5,426	2.4	31,290	10,846	2.9	23	3	7.7	1,791	1,483	1.2	0	34	0.0
162	Dinajpur RWH	Kaharole	14,300	4,126	3.5	39,504	10,297	3.8	103	11	9.4	1,640	994	1.6	0	71	0.0
163	Dinajpur RWH	Khansama	27,500	3,905	7.0	54,465	14,433	3.8	40	9	4.4	3,091	1,416	2.2	0	119	0.0
164	Dinajpur RWH	Nawabganj	28,800	10,488	2.7	44,955	15,614	2.9	36	29	1.2	3,751	1,731	2.2	128	71	1.8
165	Dinajpur RWH	Panchagarh Sadar	32,300	10,143	3.2	65,055	21,033	3.1	85	21	4.0	7,230	3,035	2.4	300	40	7.5
166	Dinajpur RWH	Parbatipur	79,400	28,799	2.8	91,133	26,579	3.4	359	155	2.3	7,898	3,444	2.3	256	89	2.9
167	Dinajpur RWH	Pirganj	18,100	6,949	2.6	37,350	16,512	2.3	18	17	1.1	2,650	2,144	1.2	0	82	0.0
168	Dinajpur RWH	Ranisankail	14,400	6,139	2.3	21,480	15,328	1.4	20	16	1.3	2,225	1,736	1.3	0	78	0.0
169	Dinajpur RWH	Tentulia	52,400	6,224	8.4	69,252	8,843	7.8	167	28	6.0	3,092	620	5.0	164	29	5.7
170	Dinajpur RWH	Thakurgaon Sadar	56,500	19,811	2.9	137,880	34,843	4.0	240	63	3.8	12,750	6,211	2.1	0	349	0.0
171	Faridpur RWH	Agailjhara	20,410	9,500	2.1	20,422	9,865	2.1	117	14	8.4	1,779	638	2.8	0	46	0.0
172	Faridpur RWH	Alfadanga	41,520	21,365	1.9	28,759	6,969	4.1	283	14	20.2	1,806	888	2.0	0	15	0.0
173	Faridpur RWH	Babuganj	13,800	5,200	2.7	17,535	6,589	2.7	165	28	5.9	1,870	739	2.5	0	59	0.0
174	Faridpur RWH	Baliakandi	44,000	28,846	1.5	33,030	17,691	1.9	18	49	0.4	3,383	1,462	2.3	256	75	3.4
175	Faridpur RWH	Banari Para	12,400	5,845	2.1	19,202	8,641	2.2	97	31	3.1	2,365	637	3.7	64	57	1.1

SL	Warehouse Name	Upazila Name	Condom			Shukhi			IUD			Injectables			Implant		
			CBL	AMD	MOS	CBL	AMD	MOS	CBL	AMD	MOS	CBL	AMD	MOS	CBL	AMD	MOS
176	Faridpur RWH	Barisal Sadar (kotwali)	81,000	35,279	2.3	54,340	21,054	2.6	305	71	4.3	9,239	3,995	2.3	198	148	1.3
177	Faridpur RWH	Bhanga	47,200	24,142	2.0	43,945	15,916	2.8	314	49	6.4	3,940	883	4.5	128	28	4.6
178	Faridpur RWH	Bhedarganj	29,100	14,808	2.0	22,245	10,228	2.2	65	32	2.0	4,854	2,133	2.3	256	38	6.7
179	Faridpur RWH	Boalmari	47,000	33,049	1.4	29,500	18,147	1.6	148	33	4.5	2,028	1,927	1.1	256	41	6.2
180	Faridpur RWH	Char Bhadrasan	19,100	8,712	2.2	5,904	2,977	2.0	100	15	6.7	1,293	251	5.2	0	25	0.0
181	Faridpur RWH	Damudya	14,400	7,620	1.9	16,590	5,378	3.1	50	15	3.3	1,221	556	2.2	64	18	3.6
182	Faridpur RWH	Faridpur Sadar	107,700	57,001	1.9	44,330	21,987	2.0	91	62	1.5	10,014	3,643	2.7	128	130	1.0
183	Faridpur RWH	Gaurnadi	18,600	8,982	2.1	20,770	9,771	2.1	156	23	6.8	3,398	1,109	3.1	108	42	2.6
184	Faridpur RWH	Goalanda	48,600	24,413	2.0	14,385	7,267	2.0	80	13	6.2	3,891	1,693	2.3	64	65	1.0
185	Faridpur RWH	Gopalganj Sadar	67,300	35,303	1.9	35,450	18,039	2.0	182	61	3.0	3,579	1,409	2.5	305	41	7.4
186	Faridpur RWH	Gosairhat	29,100	14,443	2.0	22,680	9,828	2.3	167	70	2.4	2,341	1,098	2.1	320	23	13.9
187	Faridpur RWH	Jhalokati Sadar	36,200	10,959	3.3	33,330	9,824	3.4	113	49	2.3	3,850	1,036	3.7	0	85	0.0
188	Faridpur RWH	Kalkini	23,700	13,522	1.8	29,895	14,827	2.0	231	17	13.6	3,944	1,454	2.7	0	72	0.0
189	Faridpur RWH	Kashiani	64,000	26,178	2.4	77,300	17,194	4.5	318	26	12.2	8,853	1,487	6.0	192	26	7.4
190	Faridpur RWH	Kotalipara	53,700	9,767	5.5	40,590	16,124	2.5	95	16	5.9	2,093	763	2.7	0	76	0.0
191	Faridpur RWH	Madaripur Sadar	42,500	21,248	2.0	46,515	23,124	2.0	316	87	3.6	9,433	4,708	2.0	128	143	0.9
192	Faridpur RWH	Madhukhali	34,300	18,583	1.8	35,085	18,166	1.9	133	42	3.2	4,035	1,867	2.2	0	63	0.0
193	Faridpur RWH	Muksudpur	79,300	37,880	2.1	65,707	30,181	2.2	127	40	3.2	5,247	2,227	2.4	192	41	4.7
194	Faridpur RWH	Nagarkanda	40,300	19,942	2.0	29,395	12,855	2.3	99	30	3.3	2,117	763	2.8	128	49	2.6
195	Faridpur RWH	Naria	42,700	14,740	2.9	35,360	12,684	2.8	251	51	4.9	3,937	1,088	3.6	0	62	0.0
196	Faridpur RWH	Nesarabad (swarupkati)	22,200	8,820	2.5	24,375	11,602	2.1	9	33	0.3	2,735	1,009	2.7	128	31	4.1
197	Faridpur RWH	Pangsha	86,700	40,263	2.2	53,090	27,231	1.9	202	57	3.5	5,819	2,765	2.1	64	254	0.3
198	Faridpur RWH	Rajbari Sadar	50,500	32,956	1.5	33,195	16,854	2.0	304	132	2.3	5,672	2,618	2.2	256	205	1.2
199	Faridpur RWH	Rajoir	32,800	17,062	1.9	32,535	16,140	2.0	118	26	4.5	4,390	1,756	2.5	0	42	0.0
200	Faridpur RWH	Sadarpur	51,000	14,711	3.5	59,546	7,997	7.4	96	27	3.6	2,636	828	3.2	0	34	0.0

SL	Warehouse Name	Upazila Name	Condom			Shukhi			IUD			Injectables			Implant		
			CBL	AMD	MOS	CBL	AMD	MOS	CBL	AMD	MOS	CBL	AMD	MOS	CBL	AMD	MOS
201	Faridpur RWH	Saltha	29,200	14,309	2.0	21,060	10,011	2.1	172	42	4.1	2,386	744	3.2	64	69	0.9
202	Faridpur RWH	Shariatpur Sadar	30,300	15,499	2.0	26,606	9,301	2.9	150	30	5.0	4,451	1,330	3.3	448	35	12.8
203	Faridpur RWH	Shib Char	51,000	33,085	1.5	28,800	27,130	1.1	275	36	7.6	5,500	2,788	2.0	0	123	0.0
204	Faridpur RWH	Tungipara	35,200	18,721	1.9	28,275	12,325	2.3	85	9	9.4	2,380	754	3.2	128	19	6.7
205	Faridpur RWH	Wazirpur	30,800	13,722	2.2	30,645	15,191	2.0	203	19	10.7	3,007	1,174	2.6	128	103	1.2
206	Faridpur RWH	Zanjira	39,000	19,960	2.0	26,685	11,440	2.3	144	43	3.3	2,545	1,140	2.2	192	60	3.2
207	Jamalpur RWH	Bakshiganj	40,500	16,343	2.5	30,240	13,200	2.3	115	31	3.7	2,400	1,047	2.3	384	83	4.6
208	Jamalpur RWH	Char Rajibpur	97,600	43,913	2.2	33,307	7,004	4.8	100	12	8.3	2,249	1,480	1.5	240	29	8.3
209	Jamalpur RWH	Dewanganj	67,500	30,317	2.2	39,195	17,669	2.2	113	45	2.5	7,284	3,858	1.9	300	45	6.7
210	Jamalpur RWH	Islampur	69,600	37,903	1.8	50,794	25,535	2.0	121	60	2.0	4,870	3,006	1.6	386	75	5.1
211	Jamalpur RWH	Jamalpur Sadar	126,100	57,353	2.2	95,068	44,786	2.1	171	107	1.6	11,553	5,741	2.0	912	256	3.6
212	Jamalpur RWH	Jhenaigati	100,600	14,859	6.8	98,115	16,419	6.0	82	11	7.5	2,849	1,311	2.2	64	77	0.8
213	Jamalpur RWH	Madarganj	80,400	19,582	4.1	56,805	16,630	3.4	150	83	1.8	2,500	1,267	2.0	648	73	8.9
214	Jamalpur RWH	Melandaha	144,000	29,358	4.9	128,160	22,641	5.7	120	52	2.3	6,900	3,109	2.2	200	47	4.3
215	Jamalpur RWH	Nakla	246,500	13,016	18.9	217,675	16,120	13.5	40	25	1.6	3,996	1,723	2.3	258	86	3.0
216	Jamalpur RWH	Nalitabari	87,300	22,256	3.9	63,000	20,604	3.1	97	24	4.0	3,085	1,716	1.8	512	93	5.5
217	Jamalpur RWH	Raumari	106,300	49,018	2.2	36,420	12,738	2.9	26	19	1.4	5,174	2,668	1.9	64	43	1.5
218	Jamalpur RWH	Sarishabari	132,500	30,536	4.3	109,485	23,324	4.7	157	64	2.5	4,405	2,083	2.1	0	162	0.0
219	Jamalpur RWH	Sherpur Sadar	123,800	43,678	2.8	93,235	35,370	2.6	211	72	2.9	19,120	9,104	2.1	1,062	135	7.9
220	Jamalpur RWH	Sreebardi	202,000	22,526	9.0	202,535	17,775	11.4	66	6	11.0	4,182	1,885	2.2	448	87	5.1
221	Jessore RWH	Abhaynagar	54,100	22,909	2.4	30,435	12,287	2.5	102	35	2.9	6,247	2,866	2.2	128	38	3.4
222	Jessore RWH	Bagher Para	76,000	33,746	2.3	34,570	15,054	2.3	98	59	1.7	4,093	1,937	2.1	64	67	1.0
223	Jessore RWH	Chaugachha	199,200	23,512	8.5	58,185	12,736	4.6	324	10	32.4	6,830	1,784	3.8	192	33	5.8
224	Jessore RWH	Harinakunda	38,800	8,117	4.8	88,870	16,497	5.4	118	17	6.9	2,350	1,151	2.0	128	82	1.6
225	Jessore RWH	Jessore Sadar	185,200	93,348	2.0	95,940	55,641	1.7	209	67	3.1	17,122	8,946	1.9	56	165	0.3

SL	Warehouse Name	Upazila Name	Condom			Shukhi			IUD			Injectables			Implant		
			CBL	AMD	MOS	CBL	AMD	MOS	CBL	AMD	MOS	CBL	AMD	MOS	CBL	AMD	MOS
226	Jessore RWH	Jhenaidah Sadar	170,200	38,651	4.4	90,060	30,648	2.9	364	119	3.1	16,475	4,019	4.1	256	107	2.4
227	Jessore RWH	Jhikargachha	38,500	21,962	1.8	30,930	13,644	2.3	70	45	1.6	2,400	2,596	0.9	10	50	0.2
228	Jessore RWH	Kalia	58,500	18,604	3.1	35,260	11,582	3.0	90	26	3.5	1,650	835	2.0	0	28	0.0
229	Jessore RWH	Kaliganj	68,700	18,802	3.7	55,215	16,431	3.4	330	13	25.4	6,495	1,345	4.8	154	23	6.7
230	Jessore RWH	Keshabpur	40,100	16,070	2.5	27,360	12,666	2.2	125	23	5.4	5,208	2,468	2.1	192	57	3.4
231	Jessore RWH	Kotchandpur	56,700	7,600	7.5	34,995	6,913	5.1	220	11	20.0	3,900	1,296	3.0	128	29	4.4
232	Jessore RWH	Lohagara	54,100	23,576	2.3	19,960	17,085	1.2	130	34	3.8	3,092	1,948	1.6	128	46	2.8
233	Jessore RWH	Magura Sadar	55,500	36,132	1.5	71,440	32,304	2.2	140	63	2.2	7,942	4,044	2.0	128	131	1.0
234	Jessore RWH	Maheshpur	210,800	25,165	8.4	56,370	17,119	3.3	134	33	4.1	10,200	3,187	3.2	128	42	3.0
235	Jessore RWH	Manirampur	65,200	30,479	2.1	64,830	26,637	2.4	360	96	3.8	15,000	6,582	2.3	128	80	1.6
236	Jessore RWH	Mohammadpur	40,600	7,311	5.6	28,370	11,282	2.5	196	22	8.9	1,932	969	2.0	218	49	4.4
237	Jessore RWH	Narail Sadar	61,500	31,190	2.0	46,120	21,121	2.2	165	64	2.6	4,619	2,259	2.0	0	73	0.0
238	Jessore RWH	Shailkupa	63,800	29,555	2.2	66,660	28,030	2.4	161	29	5.6	4,897	1,846	2.7	256	133	1.9
239	Jessore RWH	Shalikhha	20,060	6,351	3.2	21,858	8,749	2.5	80	16	5.0	1,287	596	2.2	64	48	1.3
240	Jessore RWH	Sharsha	82,300	36,774	2.2	42,975	20,170	2.1	82	42	2.0	7,793	3,777	2.1	0	60	0.0
241	Jessore RWH	Sreepur	36,100	14,256	2.5	40,785	12,966	3.1	114	26	4.4	3,365	1,125	3.0	128	71	1.8
242	Khulna RWH	Assasuni	37,100	18,179	2.0	44,220	22,209	2.0	127	7	18.1	3,083	1,492	2.1	0	62	0.0
243	Khulna RWH	Bagerhat Sadar	50,800	30,257	1.7	31,905	20,503	1.6	194	43	4.5	5,682	2,314	2.5	0	83	0.0
244	Khulna RWH	Batiaghata	34,400	16,772	2.1	21,030	14,170	1.5	83	28	3.0	1,960	965	2.0	0	40	0.0
245	Khulna RWH	Bhandaria	31,900	12,339	2.6	18,000	7,858	2.3	82	22	3.7	2,580	990	2.6	64	49	1.3
246	Khulna RWH	Chitalmari	36,200	20,160	1.8	27,200	9,809	2.8	126	11	11.5	1,887	1,257	1.5	64	25	2.6
247	Khulna RWH	Dacope	53,700	7,420	7.2	19,695	11,996	1.6	63	4	15.8	1,402	769	1.8	128	65	2.0
248	Khulna RWH	Daulatpur	417,300	69,827	6.0	157,020	21,900	7.2	220	66	3.3	11,600	6,328	1.8	0	224	0.0
249	Khulna RWH	Debhata	32,200	12,833	2.5	22,050	8,292	2.7	50	8	6.3	1,472	574	2.6	128	29	4.4
250	Khulna RWH	Dumuria	153,300	30,244	5.1	200,110	20,840	9.6	146	56	2.6	5,264	2,349	2.2	256	110	2.3

SL	Warehouse Name	Upazila Name	Condom			Shukhi			IUD			Injectables			Implant		
			CBL	AMD	MOS	CBL	AMD	MOS	CBL	AMD	MOS	CBL	AMD	MOS	CBL	AMD	MOS
251	Khulna RWH	Fakirhat	49,900	14,181	3.5	29,865	8,479	3.5	44	17	2.6	1,440	847	1.7	0	45	0.0
252	Khulna RWH	Kachua	35,400	18,296	1.9	19,815	8,428	2.4	116	12	9.7	2,109	784	2.7	0	87	0.0
253	Khulna RWH	Kalaroa	50,600	24,512	2.1	31,110	10,678	2.9	139	14	9.9	642	1,691	0.4	10	52	0.2
254	Khulna RWH	Kaliganj	470,700	26,197	18.0	156,315	20,620	7.6	80	11	7.3	2,730	1,416	1.9	172	39	4.4
255	Khulna RWH	Kanthalia	18,500	7,422	2.5	18,300	5,641	3.2	81	9	9.0	1,533	740	2.1	20	31	0.6
256	Khulna RWH	Kawkhali	16,500	4,239	3.9	12,965	3,615	3.6	85	15	5.7	1,235	344	3.6	0	18	0.0
257	Khulna RWH	Khulna Sadar	169,800	147,665	1.1	85,390	41,927	2.0	341	123	2.8	11,771	6,161	1.9	128	108	1.2
258	Khulna RWH	Koyra	62,300	14,573	4.3	45,720	20,141	2.3	84	11	7.6	1,397	588	2.4	0	40	0.0
259	Khulna RWH	Mathbaria	119,900	12,932	9.3	105,105	16,560	6.3	165	68	2.4	3,699	1,680	2.2	0	37	0.0
260	Khulna RWH	Mollahat	28,800	14,270	2.0	28,535	11,225	2.5	60	19	3.2	1,891	585	3.2	0	31	0.0
261	Khulna RWH	Mongla	56,000	25,275	2.2	34,425	11,902	2.9	122	30	4.1	4,057	1,653	2.5	128	30	4.3
262	Khulna RWH	Morrelganj	173,400	26,160	6.6	355,990	27,262	13.1	94	86	1.1	5,486	2,301	2.4	0	78	0.0
263	Khulna RWH	Nazirpur	32,100	13,215	2.4	26,880	11,103	2.4	140	21	6.7	2,760	1,189	2.3	128	30	4.3
264	Khulna RWH	Paikgachha	50,400	13,036	3.9	53,640	19,808	2.7	145	13	11.2	3,050	1,140	2.7	64	65	1.0
265	Khulna RWH	Phultala	51,900	19,802	2.6	20,925	7,993	2.6	64	38	1.7	2,405	1,106	2.2	0	27	0.0
266	Khulna RWH	Pirojpur Sadar	33,100	11,563	2.9	23,010	8,222	2.8	82	58	1.4	2,322	1,081	2.1	64	49	1.3
267	Khulna RWH	Rajapur	20,400	8,952	2.3	15,810	6,304	2.5	79	12	6.6	1,566	707	2.2	64	15	4.3
268	Khulna RWH	Rampal	75,400	20,692	3.6	45,820	12,193	3.8	130	15	8.7	2,026	522	3.9	50	21	2.4
269	Khulna RWH	Rupsa	38,700	18,043	2.1	26,730	11,364	2.4	110	67	1.6	2,036	740	2.8	228	80	2.9
270	Khulna RWH	Sarankhola	57,000	15,334	3.7	38,895	11,388	3.4	65	26	2.5	2,384	1,350	1.8	84	22	3.8
271	Khulna RWH	Satkhira Sadar	106,900	61,143	1.7	48,655	23,565	2.1	186	55	3.4	8,809	4,440	2.0	150	98	1.5
272	Khulna RWH	Shyamnagar	519,600	18,360	28.3	148,290	25,384	5.8	89	14	6.4	2,785	1,137	2.4	200	65	3.1
273	Khulna RWH	Tala	38,700	15,892	2.4	35,655	18,412	1.9	183	56	3.3	4,908	2,173	2.3	0	65	0.0
274	Khulna RWH	Terokhada	104,900	18,304	5.7	59,670	11,073	5.4	25	19	1.3	955	533	1.8	0	34	0.0
275	Khulna RWH	Zianagar	18,900	3,302	5.7	13,840	3,668	3.8	57	24	2.4	1,259	547	2.3	0	15	0.0

SL	Warehouse Name	Upazila Name	Condom			Shukhi			IUD			Injectables			Implant		
			CBL	AMD	MOS	CBL	AMD	MOS	CBL	AMD	MOS	CBL	AMD	MOS	CBL	AMD	MOS
276	Kushtia RWH	Alamdanga	37,500	19,296	1.9	41,235	19,813	2.1	50	22	2.3	5,650	3,237	1.7	256	102	2.5
277	Kushtia RWH	Bheramara	57,700	26,463	2.2	23,610	10,835	2.2	21	8	2.6	4,216	1,970	2.1	0	35	0.0
278	Kushtia RWH	Chuadanga Sadar	59,400	33,716	1.8	35,280	16,782	2.1	120	46	2.6	7,937	3,716	2.1	0	42	0.0
279	Kushtia RWH	Damurhuda	57,400	25,306	2.3	31,470	14,589	2.2	58	36	1.6	6,490	3,124	2.1	0	67	0.0
280	Kushtia RWH	Daulatpur	100,300	47,001	2.1	53,145	24,930	2.1	43	5	8.6	8,217	4,089	2.0	0	40	0.0
281	Kushtia RWH	Gangni	111,500	43,097	2.6	46,065	19,994	2.3	30	20	1.5	11,024	5,431	2.0	66	53	1.2
282	Kushtia RWH	Jiban Nagar	29,300	13,118	2.2	21,195	10,836	2.0	85	32	2.7	3,933	1,967	2.0	0	60	0.0
283	Kushtia RWH	Khoksa	40,600	18,672	2.2	19,180	8,502	2.3	24	2	12.0	1,333	568	2.3	0	42	0.0
284	Kushtia RWH	Kumarkhali	71,580	32,706	2.2	30,951	15,372	2.0	42	17	2.5	5,824	2,871	2.0	0	57	0.0
285	Kushtia RWH	Kushtia Sadar	102,300	51,331	2.0	64,860	31,184	2.1	113	54	2.1	11,188	5,500	2.0	273	129	2.1
286	Kushtia RWH	Meherpur Sadar	81,700	36,261	2.3	25,590	13,186	1.9	37	27	1.4	5,891	3,030	1.9	94	46	2.0
287	Kushtia RWH	Mirpur	64,500	26,386	2.4	41,565	17,768	2.3	61	10	6.1	5,301	2,330	2.3	0	31	0.0
288	Kushtia RWH	Mujib Nagar	20,500	9,093	2.3	6,525	3,486	1.9	20	7	2.9	3,295	1,413	2.3	0	7	0.0
289	Mymensingh RWH	Atpara	29,800	11,658	2.6	44,655	13,917	3.2	64	11	5.8	1,433	840	1.7	92	60	1.5
290	Mymensingh RWH	Austagram	46,100	17,610	2.6	33,615	11,514	2.9	99	31	3.2	2,292	1,243	1.8	0	26	0.0
291	Mymensingh RWH	Bajitpur	54,500	21,147	2.6	43,605	15,591	2.8	37	18	2.1	2,109	929	2.3	0	44	0.0
292	Mymensingh RWH	Barhatta	38,200	16,805	2.3	40,695	14,449	2.8	97	6	16.2	3,538	1,541	2.3	0	42	0.0
293	Mymensingh RWH	Bhairab	71,000	34,773	2.0	52,080	21,239	2.5	216	48	4.5	4,084	2,173	1.9	64	78	0.8
294	Mymensingh RWH	Bhaluka	67,100	26,111	2.6	67,860	29,172	2.3	99	89	1.1	4,005	1,847	2.2	512	112	4.6
295	Mymensingh RWH	Dharampasha	47,000	20,139	2.3	49,695	17,157	2.9	100	10	10.0	4,250	1,883	2.3	98	16	6.1
296	Mymensingh RWH	Dhobaura	62,000	22,881	2.7	61,395	16,090	3.8	40	10	4.0	3,500	1,537	2.3	20	40	0.5
297	Mymensingh RWH	Durgapur	55,900	22,355	2.5	44,649	17,739	2.5	64	41	1.6	4,848	2,338	2.1	94	72	1.3
298	Mymensingh RWH	Fulbaria	59,900	21,338	2.8	100,170	43,199	2.3	120	38	3.2	3,284	1,464	2.2	256	84	3.0
299	Mymensingh RWH	Gaffargaon	102,600	47,999	2.1	73,890	35,289	2.1	66	25	2.6	4,695	2,236	2.1	384	68	5.6
300	Mymensingh RWH	Gauripur	47,500	20,887	2.3	55,920	24,142	2.3	147	42	3.5	4,360	2,058	2.1	384	52	7.4

SL	Warehouse Name	Upazila Name	Condom			Shukhi			IUD			Injectables			Implant		
			CBL	AMD	MOS	CBL	AMD	MOS	CBL	AMD	MOS	CBL	AMD	MOS	CBL	AMD	MOS
301	Mymensingh RWH	Haluaghat	69,800	23,956	2.9	84,285	27,944	3.0	194	14	13.9	4,611	1,818	2.5	512	74	6.9
302	Mymensingh RWH	Hossainpur	38,600	16,662	2.3	51,105	18,510	2.8	138	43	3.2	3,121	1,431	2.2	128	46	2.8
303	Mymensingh RWH	Ishwarganj	45,600	18,655	2.4	80,770	42,150	1.9	67	11	6.1	3,754	1,745	2.2	384	63	6.1
304	Mymensingh RWH	Itna	41,900	18,930	2.2	44,895	16,742	2.7	45	23	2.0	1,564	662	2.4	0	17	0.0
305	Mymensingh RWH	Kalmakanda	96,400	38,647	2.5	65,400	23,551	2.8	81	16	5.1	3,924	1,787	2.2	67	44	1.5
306	Mymensingh RWH	Karimganj	50,000	19,608	2.5	52,775	20,758	2.5	116	28	4.1	3,124	1,330	2.3	128	94	1.4
307	Mymensingh RWH	Katiadi	76,097	36,311	2.1	46,313	19,309	2.4	75	58	1.3	5,033	2,331	2.2	0	79	0.0
308	Mymensingh RWH	Kendua	36,500	15,749	2.3	55,155	24,269	2.3	146	72	2.0	2,878	1,331	2.2	70	126	0.6
309	Mymensingh RWH	Khaliajuri	23,800	6,892	3.5	17,070	6,507	2.6	60	7	8.6	1,143	533	2.1	50	12	4.2
310	Mymensingh RWH	Kishoreganj Sadar	105,100	47,658	2.2	58,800	31,191	1.9	195	97	2.0	5,104	2,378	2.1	480	88	5.5
311	Mymensingh RWH	Kuliar Char	41,700	17,097	2.4	30,130	14,732	2.0	53	16	3.3	2,933	1,320	2.2	0	70	0.0
312	Mymensingh RWH	Madan	27,300	11,458	2.4	32,840	13,494	2.4	93	8	11.6	1,584	730	2.2	0	48	0.0
313	Mymensingh RWH	Mithamain	35,400	13,487	2.6	31,140	8,737	3.6	91	6	15.2	677	243	2.8	128	16	8.0
314	Mymensingh RWH	Mohanganj	30,700	12,527	2.5	54,680	19,724	2.8	93	22	4.2	2,617	1,025	2.6	0	52	0.0
315	Mymensingh RWH	Muktagachha	78,900	27,862	2.8	111,135	38,845	2.9	123	13	9.5	4,538	1,926	2.4	256	113	2.3
316	Mymensingh RWH	Mymensingh Sadar	200,300	84,913	2.4	129,945	53,591	2.4	207	186	1.1	7,720	3,809	2.0	256	302	0.8
317	Mymensingh RWH	Nandail	37,600	17,204	2.2	110,355	51,731	2.1	170	34	5.0	6,110	2,634	2.3	640	66	9.7
318	Mymensingh RWH	Netrakona Sadar	69,800	27,498	2.5	74,715	27,125	2.8	109	28	3.9	5,813	2,593	2.2	164	144	1.1
319	Mymensingh RWH	Nikli	29,900	14,254	2.1	23,006	8,067	2.9	81	27	3.0	1,652	851	1.9	0	48	0.0
320	Mymensingh RWH	Pakundia	51,900	22,739	2.3	46,080	17,087	2.7	86	35	2.5	3,276	1,620	2.0	192	60	3.2
321	Mymensingh RWH	Phulpur	85,400	27,417	3.1	150,305	48,935	3.1	258	62	4.2	4,823	2,036	2.4	1,152	170	6.8
322	Mymensingh RWH	Purbadhala	54,100	22,246	2.4	52,215	25,484	2.0	107	26	4.1	4,918	2,483	2.0	320	81	4.0
323	Mymensingh RWH	Tarail	52,150	19,853	2.6	43,545	14,040	3.1	64	20	3.2	2,187	709	3.1	448	48	9.3
324	Mymensingh RWH	Trishal	75,300	31,503	2.4	95,190	42,795	2.2	11	52	0.2	4,847	2,118	2.3	1,168	130	9.0
325	Noakhali RWH	Begumganj	12,732	31,310	0.4	8,280	16,535	0.5	147	92	1.6	2,069	2,736	0.8	0	60	0.0

SL	Warehouse Name	Upazila Name	Condom			Shukhi			IUD			Injectables			Implant		
			CBL	AMD	MOS	CBL	AMD	MOS	CBL	AMD	MOS	CBL	AMD	MOS	CBL	AMD	MOS
326	Noakhali RWH	Chatkhil	42,900	6,173	6.9	18,195	5,260	3.5	83	19	4.4	1,957	927	2.1	0	34	0.0
327	Noakhali RWH	Chhagalnaiya	18,600	10,378	1.8	10,365	7,606	1.4	140	17	8.2	4,377	1,222	3.6	0	21	0.0
328	Noakhali RWH	Companiganj	19,800	13,941	1.4	8,070	8,377	1.0	188	13	14.5	1,910	1,566	1.2	100	47	2.1
329	Noakhali RWH	Daganbhuiyan	24,600	23,624	1.0	13,725	8,138	1.7	30	28	1.1	3,312	1,354	2.4	0	39	0.0
330	Noakhali RWH	Feni Sadar	70,400	61,131	1.2	22,389	18,694	1.2	199	126	1.6	8,305	4,264	1.9	190	70	2.7
331	Noakhali RWH	Fulgazi	22,000	12,667	1.7	15,015	5,360	2.8	75	19	3.9	3,694	852	4.3	50	18	2.8
332	Noakhali RWH	Hatiya	42,500	18,365	2.3	28,905	16,669	1.7	202	31	6.5	7,257	2,936	2.5	100	128	0.8
333	Noakhali RWH	Kabirhat	14,500	12,289	1.2	12,600	8,327	1.5	189	13	14.5	2,050	1,471	1.4	0	68	0.0
334	Noakhali RWH	Kamalnagar	6,420	9,431	0.7	25,944	6,549	4.0	122	11	11.1	6,083	3,544	1.7	300	46	6.5
335	Noakhali RWH	Lakshmipur Sadar	25,400	27,202	0.9	22,365	19,407	1.2	275	152	1.8	11,200	7,323	1.5	64	164	0.4
336	Noakhali RWH	Noakhali Sadar	3,400	44,541	0.1	315	15,479	0.0	75	60	1.3	71	4,534	0.0	0	81	0.0
337	Noakhali RWH	Parshuram	24,500	11,673	2.1	26,549	5,248	5.1	64	14	4.6	2,247	1,135	2.0	100	25	4.0
338	Noakhali RWH	Ramganj	21,700	9,633	2.3	18,045	6,264	2.9	114	52	2.2	3,770	2,042	1.8	100	42	2.4
339	Noakhali RWH	Ramgati	62,657	8,062	7.8	17,833	8,415	2.1	50	26	1.9	7,243	3,801	1.9	300	43	7.0
340	Noakhali RWH	Roypur	14,200	5,322	2.7	17,295	8,509	2.0	167	55	3.0	3,554	1,882	1.9	0	69	0.0
341	Noakhali RWH	Senbagh	30,100	17,849	1.7	13,635	9,870	1.4	48	20	2.4	4,160	1,623	2.6	0	51	0.0
342	Noakhali RWH	Sonagazi	66,800	17,341	3.9	72,105	10,168	7.1	65	27	2.4	5,100	2,837	1.8	0	38	0.0
343	Noakhali RWH	Sonaimuri	15,800	13,383	1.2	16,875	8,935	1.9	55	19	2.9	1,543	2,094	0.7	10	17	0.6
344	Noakhali RWH	Subarnachar	48,100	22,669	2.1	16,355	8,566	1.9	95	8	11.9	3,300	1,710	1.9	0	57	0.0
345	Pabna RWH	Atgharia	31,100	12,146	2.6	44,055	11,625	3.8	35	27	1.3	1,017	748	1.4	100	35	2.9
346	Pabna RWH	Belkuchi	106,600	53,907	2.0	61,800	26,289	2.4	135	25	5.4	6,065	2,111	2.9	199	36	5.5
347	Pabna RWH	Bera	33,300	15,251	2.2	38,370	15,704	2.4	156	77	2.0	3,354	1,664	2.0	20	52	0.4
348	Pabna RWH	Bhangura	17,800	13,567	1.3	29,505	9,667	3.1	52	27	1.9	397	248	1.6	0	35	0.0
349	Pabna RWH	Chatmohar	76,200	35,573	2.1	62,130	27,977	2.2	185	65	2.8	2,136	1,212	1.8	200	49	4.1
350	Pabna RWH	Faridpur	49,600	8,182	6.1	86,910	5,989	14.5	69	26	2.7	1,135	1,324	0.9	200	56	3.6

SL	Warehouse Name	Upazila Name	Condom			Shukhi			IUD			Injectables			Implant		
			CBL	AMD	MOS	CBL	AMD	MOS	CBL	AMD	MOS	CBL	AMD	MOS	CBL	AMD	MOS
351	Pabna RWH	Ishwardi	111,600	37,037	3.0	89,886	17,884	5.0	169	38	4.4	5,774	2,715	2.1	200	105	1.9
352	Pabna RWH	Kamarkhanda	29,100	9,245	3.1	60,675	8,313	7.3	78	12	6.5	2,384	1,166	2.0	100	48	2.1
353	Pabna RWH	Kazipur	53,400	37,143	1.4	61,125	16,931	3.6	150	70	2.1	6,548	2,470	2.7	200	50	4.0
354	Pabna RWH	Pabna Sadar	156,800	79,165	2.0	153,720	45,859	3.4	320	123	2.6	8,400	9,244	0.9	300	91	3.3
355	Pabna RWH	Royganj	38,000	27,705	1.4	41,760	22,099	1.9	90	57	1.6	630	2,738	0.2	0	63	0.0
356	Pabna RWH	Santhia	62,300	26,936	2.3	87,015	26,101	3.3	187	52	3.6	10,660	4,646	2.3	0	48	0.0
357	Pabna RWH	Shahjadpur	74,500	61,626	1.2	41,715	32,516	1.3	53	180	0.3	8,955	8,053	1.1	0	55	0.0
358	Pabna RWH	Sirajganj Sadar	70,879	47,310	1.5	47,259	28,894	1.6	227	41	5.5	8,935	4,923	1.8	0	50	0.0
359	Pabna RWH	Sujanagar	25,500	23,013	1.1	47,985	17,993	2.7	136	108	1.3	552	2,397	0.2	0	26	0.0
360	Pabna RWH	Tarash	40,200	16,455	2.4	30,630	18,422	1.7	139	47	3.0	1,594	1,213	1.3	0	51	0.0
361	Pabna RWH	Ullah Para	160,900	73,906	2.2	93,930	45,178	2.1	210	86	2.4	10,900	5,188	2.1	0	86	0.0
362	Patuakhali RWH	Amtali	34,200	9,470	3.6	46,035	17,662	2.6	56	11	5.1	4,696	2,270	2.1	0	63	0.0
363	Patuakhali RWH	Bakerganj	36,500	17,394	2.1	31,665	15,290	2.1	143	26	5.5	4,766	2,353	2.0	400	54	7.4
364	Patuakhali RWH	Bamna	10,100	2,871	3.5	8,055	3,972	2.0	59	9	6.6	633	266	2.4	104	53	2.0
365	Patuakhali RWH	Barguna Sadar	18,400	8,662	2.1	27,120	14,266	1.9	290	102	2.8	6,450	4,048	1.6	300	106	2.8
366	Patuakhali RWH	Bauphal	34,800	15,508	2.2	56,160	24,054	2.3	220	75	2.9	7,100	3,235	2.2	300	51	5.9
367	Patuakhali RWH	Betagi	41,800	3,683	11.3	42,240	4,907	8.6	220	23	9.6	1,775	855	2.1	200	25	8.0
368	Patuakhali RWH	Dashmina	10,700	3,330	3.2	13,905	5,590	2.5	66	15	4.4	2,303	1,030	2.2	200	61	3.3
369	Patuakhali RWH	Dumki	12,900	3,122	4.1	7,790	2,939	2.7	40	9	4.4	1,083	472	2.3	100	34	2.9
370	Patuakhali RWH	Galachipa	63,600	9,293	6.8	82,944	19,592	4.2	41	10	4.1	9,750	3,976	2.5	50	95	0.5
371	Patuakhali RWH	Kalapara	25,900	12,278	2.1	21,675	14,980	1.4	47	31	1.5	6,709	3,704	1.8	400	53	7.5
372	Patuakhali RWH	Mirzaganj	20,262	8,017	2.5	15,500	6,881	2.3	86	15	5.7	1,510	657	2.3	200	53	3.8
373	Patuakhali RWH	Nalchity	21,600	7,592	2.8	24,090	7,909	3.0	116	38	3.1	3,941	1,669	2.4	264	57	4.6
374	Patuakhali RWH	Patharghata	14,300	5,370	2.7	16,860	7,410	2.3	31	18	1.7	3,331	1,580	2.1	200	25	8.0
375	Patuakhali RWH	Patuakhali Sadar	47,500	21,772	2.2	34,290	13,531	2.5	295	85	3.5	9,146	3,872	2.4	284	90	3.2

SL	Warehouse Name	Upazila Name	Condom			Shukhi			IUD			Injectables			Implant		
			CBL	AMD	MOS	CBL	AMD	MOS	CBL	AMD	MOS	CBL	AMD	MOS	CBL	AMD	MOS
376	Rajshahi RWH	Bagatipara	60,900	16,482	3.7	407,760	8,724	46.7	54	9	6.0	1,171	468	2.5	380	63	6.0
377	Rajshahi RWH	Bagha	72,200	26,906	2.7	27,855	10,022	2.8	50	12	4.2	3,513	1,897	1.9	0	40	0.0
378	Rajshahi RWH	Baghmara	151,300	44,530	3.4	401,745	33,765	11.9	240	52	4.6	6,647	2,607	2.5	0	109	0.0
379	Rajshahi RWH	Baraigram	97,800	39,085	2.5	264,300	21,326	12.4	95	34	2.8	6,597	3,584	1.8	0	85	0.0
380	Rajshahi RWH	Bholahat	28,800	10,576	2.7	28,065	6,283	4.5	18	4	4.5	1,350	712	1.9	0	64	0.0
381	Rajshahi RWH	Boalia	342,300	190,290	1.8	22,755	11,177	2.0	197	73	2.7	8,409	4,080	2.1	175	152	1.2
382	Rajshahi RWH	Chapai Nababganj Sadar	115,200	43,612	2.6	79,100	19,393	4.1	160	49	3.3	9,895	4,079	2.4	0	37	0.0
383	Rajshahi RWH	Charghat	37,600	22,683	1.7	363,270	13,793	26.3	52	13	4.0	3,350	1,288	2.6	0	72	0.0
384	Rajshahi RWH	Durgapur	48,500	20,239	2.4	339,885	10,304	33.0	59	6	9.8	2,266	757	3.0	0	49	0.0
385	Rajshahi RWH	Godagari	119,300	32,140	3.7	589,560	16,749	35.2	131	30	4.4	8,155	3,014	2.7	0	52	0.0
386	Rajshahi RWH	Gomastapur	58,700	25,200	2.3	61,980	15,276	4.1	128	21	6.1	4,354	1,419	3.1	0	44	0.0
387	Rajshahi RWH	Gurudaspur	89,500	34,058	2.6	305,602	17,743	17.2	36	11	3.3	3,760	1,651	2.3	0	99	0.0
388	Rajshahi RWH	Lalpur	129,600	32,501	4.0	334,350	21,189	15.8	74	16	4.6	6,508	2,184	3.0	0	90	0.0
389	Rajshahi RWH	Mohanpur	109,500	20,959	5.2	353,760	13,153	26.9	61	9	6.8	4,316	2,016	2.1	0	77	0.0
390	Rajshahi RWH	Nachole	31,400	11,379	2.8	19,035	7,170	2.7	33	5	6.6	2,800	1,180	2.4	0	14	0.0
391	Rajshahi RWH	Natore Sadar	157,500	46,460	3.4	71,685	21,539	3.3	223	90	2.5	4,418	2,010	2.2	0	146	0.0
392	Rajshahi RWH	Paba	114,500	47,153	2.4	59,010	16,466	3.6	64	16	4.0	8,027	3,965	2.0	0	44	0.0
393	Rajshahi RWH	Puthia	83,500	27,810	3.0	46,740	14,349	3.3	33	9	3.7	3,310	1,485	2.2	0	79	0.0
394	Rajshahi RWH	Shibganj	222,100	39,989	5.6	71,400	28,120	2.5	86	26	3.3	4,209	2,991	1.4	0	73	0.0
395	Rajshahi RWH	Singra	156,500	48,560	3.2	497,775	32,099	15.5	127	24	5.3	7,348	2,502	2.9	100	103	1.0
396	Rajshahi RWH	Tanore	120,600	15,987	7.5	376,965	15,021	25.1	93	20	4.7	3,303	1,219	2.7	0	171	0.0
397	Rangamati RWH	Baghaichhari	52,400	8,277	6.3	21,814	6,051	3.6	89	9	9.9	2,330	386	6.0	62	18	3.4
398	Rangamati RWH	Barkal	26,100	4,151	6.3	13,980	3,153	4.4	55	5	11.0	2,100	392	5.4	0	0	0.0
399	Rangamati RWH	Belai Chhari	2,300	1,561	1.5	1,410	2,057	0.7	56	2	28.0	589	123	4.8	0	5	0.0
400	Rangamati RWH	Jurai Chhari	17,000	2,496	6.8	18,105	2,086	8.7	62	4	15.5	596	128	4.7	0	0	0.0

SL	Warehouse Name	Upazila Name	Condom			Shukhi			IUD			Injectables			Implant		
			CBL	AMD	MOS	CBL	AMD	MOS	CBL	AMD	MOS	CBL	AMD	MOS	CBL	AMD	MOS
401	Rangamati RWH	Kaptai	49,700	5,124	9.7	30,060	2,703	11.1	68	4	17.0	3,677	411	8.9	4	33	0.1
402	Rangamati RWH	Kawkhali (betbunia)	55,300	5,676	9.7	23,235	3,238	7.2	130	11	11.8	2,693	588	4.6	63	34	1.9
403	Rangamati RWH	Langadu	24,400	10,532	2.3	5,295	6,396	0.8	196	8	24.5	4,328	446	9.7	22	52	0.4
404	Rangamati RWH	Naniarchar	10,400	6,912	1.5	4,182	4,779	0.9	46	6	7.7	1,578	236	6.7	8	16	0.5
405	Rangamati RWH	Rajsthali	31,500	1,974	16.0	15,945	1,611	9.9	72	3	24.0	354	137	2.6	14	38	0.4
406	Rangamati RWH	Rangamati Sadar	51,000	13,390	3.8	34,410	5,954	5.8	677	35	19.3	5,864	758	7.7	240	51	4.7
407	Rangpur RWH	Aditmari	41,000	19,597	2.1	31,709	15,036	2.1	223	82	2.7	5,283	3,076	1.7	0	181	0.0
408	Rangpur RWH	Badarganj	34,900	11,434	3.1	421,620	23,381	18.0	160	31	5.2	4,725	2,393	2.0	960	90	10.7
409	Rangpur RWH	Bhurungamari	81,300	30,498	2.7	513,130	32,272	15.9	100	44	2.3	7,617	3,866	2.0	512	99	5.2
410	Rangpur RWH	Chilmari	42,500	9,873	4.3	251,610	15,507	16.2	146	6	24.3	4,036	1,144	3.5	192	49	3.9
411	Rangpur RWH	Dimla	39,400	7,415	5.3	252,915	21,397	11.8	183	9	20.3	6,109	3,034	2.0	640	47	13.6
412	Rangpur RWH	Domar	45,700	9,498	4.8	510,065	18,438	27.7	109	27	4.0	5,298	2,731	1.9	256	71	3.6
413	Rangpur RWH	Fulchhari	47,600	22,855	2.1	33,090	14,194	2.3	183	29	6.3	6,049	2,821	2.1	0	49	0.0
414	Rangpur RWH	Gaibandha Sadar	71,900	25,465	2.8	66,705	31,626	2.1	318	95	3.3	11,768	5,720	2.1	512	378	1.4
415	Rangpur RWH	Gangachara	115,500	11,675	9.9	525,240	21,137	24.8	136	30	4.5	8,030	4,207	1.9	0	235	0.0
416	Rangpur RWH	Gobindaganj	119,099	51,448	2.3	699,255	42,843	16.3	256	37	6.9	8,758	4,321	2.0	192	117	1.6
417	Rangpur RWH	Hatibandha	90,800	15,477	5.9	250,575	17,119	14.6	233	51	4.6	6,060	2,675	2.3	320	156	2.1
418	Rangpur RWH	Jaldhaka	132,900	16,462	8.1	445,725	27,449	16.2	125	30	4.2	7,917	4,027	2.0	100	96	1.0
419	Rangpur RWH	Kaliganj	29,000	8,506	3.4	236,865	17,282	13.7	44	38	1.2	4,777	2,348	2.0	256	107	2.4
420	Rangpur RWH	Kaunia	37,000	15,138	2.4	33,480	14,181	2.4	185	30	6.2	6,496	3,002	2.2	0	86	0.0
421	Rangpur RWH	Kishoreganj	31,500	5,114	6.2	52,425	21,164	2.5	180	35	5.1	6,377	2,146	3.0	0	86	0.0
422	Rangpur RWH	Kurigram Sadar	36,700	15,775	2.3	52,048	23,292	2.2	137	41	3.3	9,551	4,512	2.1	0	71	0.0
423	Rangpur RWH	Lalmonirhat Sadar	30,200	13,704	2.2	40,345	18,169	2.2	164	29	5.7	9,735	4,707	2.1	0	108	0.0
424	Rangpur RWH	Mitha Pukur	64,900	30,180	2.2	83,130	37,632	2.2	153	22	7.0	8,587	4,506	1.9	256	140	1.8
425	Rangpur RWH	Nageshwari	50,400	15,078	3.3	363,518	48,939	7.4	150	58	2.6	11,031	5,313	2.1	192	116	1.7

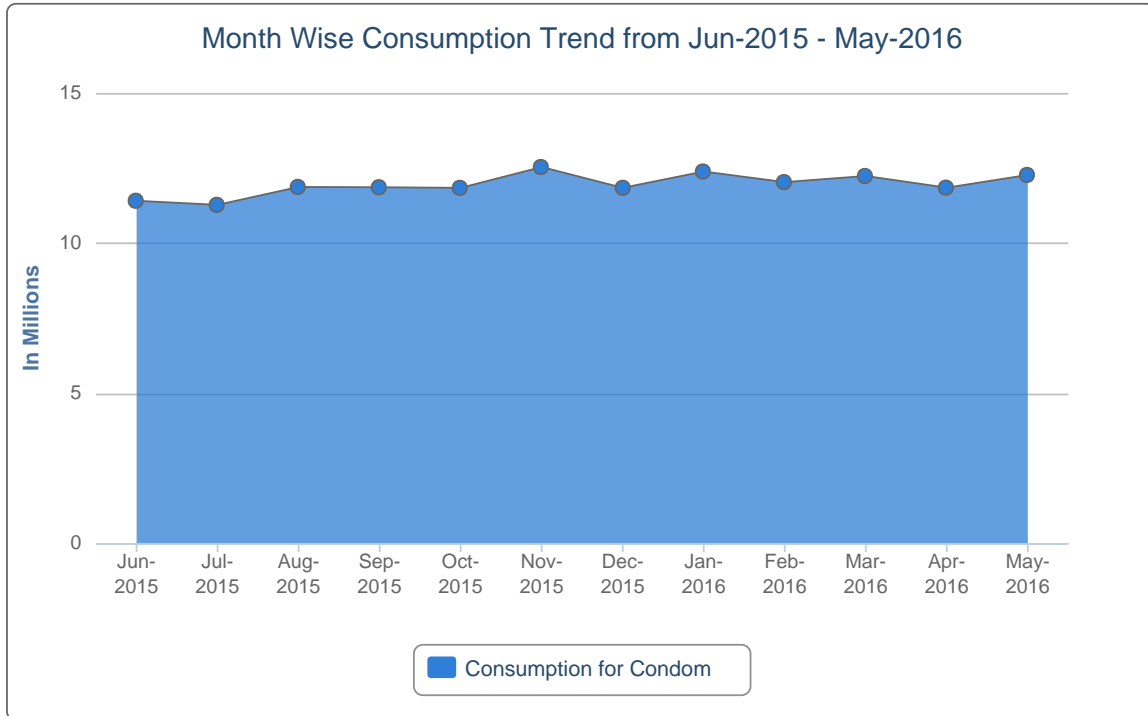
SL	Warehouse Name	Upazila Name	Condom			Shukhi			IUD			Injectables			Implant		
			CBL	AMD	MOS	CBL	AMD	MOS	CBL	AMD	MOS	CBL	AMD	MOS	CBL	AMD	MOS
426	Rangpur RWH	Nilphamari Sadar	40,100	15,463	2.6	83,220	38,322	2.2	534	107	5.0	9,199	4,547	2.0	64	131	0.5
427	Rangpur RWH	Palashbari	28,600	10,075	2.8	40,800	19,584	2.1	199	28	7.1	5,781	2,626	2.2	64	100	0.6
428	Rangpur RWH	Patgram	31,800	8,176	3.9	216,735	15,625	13.9	112	12	9.3	3,477	1,908	1.8	0	27	0.0
429	Rangpur RWH	Phulbari	29,900	6,458	4.6	214,620	15,810	13.6	147	56	2.6	4,450	2,661	1.7	256	55	4.7
430	Rangpur RWH	Pirgachha	45,800	22,849	2.0	53,085	27,466	1.9	82	108	0.8	8,400	4,587	1.8	0	129	0.0
431	Rangpur RWH	Pirganj	82,700	35,716	2.3	381,990	38,217	10.0	180	49	3.7	8,044	4,726	1.7	0	80	0.0
432	Rangpur RWH	Rajarhat	41,200	16,980	2.4	35,790	17,168	2.1	215	37	5.8	6,666	3,387	2.0	0	65	0.0
433	Rangpur RWH	Rangpur Sadar	79,000	34,888	2.3	73,945	34,536	2.1	208	98	2.1	13,250	7,022	1.9	0	271	0.0
434	Rangpur RWH	Sadullapur	153,100	31,822	4.8	384,710	25,161	15.3	136	98	1.4	7,317	4,216	1.7	512	71	7.2
435	Rangpur RWH	Saghata	38,300	10,607	3.6	54,180	19,705	2.7	161	46	3.5	3,282	1,625	2.0	0	43	0.0
436	Rangpur RWH	Saidpur	59,100	31,591	1.9	34,170	16,926	2.0	184	22	8.4	4,523	2,283	2.0	0	89	0.0
437	Rangpur RWH	Sundarganj	90,300	40,504	2.2	92,176	43,060	2.1	590	180	3.3	12,737	6,158	2.1	0	282	0.0
438	Rangpur RWH	Taraganj	25,300	7,313	3.5	24,217	10,539	2.3	116	8	14.5	3,228	1,468	2.2	0	140	0.0
439	Rangpur RWH	Ulipur	53,800	21,177	2.5	404,835	43,257	9.4	220	50	4.4	11,620	5,245	2.2	384	75	5.1
440	Sylhet RWH	Ajmiriganj	36,400	3,695	9.9	35,940	5,225	6.9	172	5	34.4	2,125	310	6.9	128	8	16.0
441	Sylhet RWH	Bahubal	53,800	8,545	6.3	32,537	8,075	4.0	119	8	14.9	2,885	562	5.1	0	32	0.0
442	Sylhet RWH	Balaganj	127,400	46,552	2.7	39,165	13,162	3.0	161	11	14.6	6,726	2,422	2.8	128	41	3.1
443	Sylhet RWH	Baniachong	82,600	16,671	5.0	64,245	13,501	4.8	190	4	47.5	5,164	859	6.0	0	21	0.0
444	Sylhet RWH	Barlekha	78,000	12,142	6.4	44,280	9,259	4.8	253	25	10.1	7,410	700	10.6	264	49	5.4
445	Sylhet RWH	Beani Bazar	114,162	25,286	4.5	61,088	7,604	8.0	235	28	8.4	6,362	709	9.0	5	15	0.3
446	Sylhet RWH	Bishwambarpur	47,400	6,155	7.7	53,585	6,628	8.1	191	4	47.8	3,230	448	7.2	260	27	9.6
447	Sylhet RWH	Bishwanath	49,000	11,028	4.4	47,205	4,201	11.2	235	15	15.7	2,016	504	4.0	264	48	5.5
448	Sylhet RWH	Chhatak	69,200	16,808	4.1	58,570	11,198	5.2	150	78	1.9	3,974	699	5.7	50	26	1.9
449	Sylhet RWH	Chunarughat	114,000	11,755	9.7	71,009	15,826	4.5	270	11	24.5	7,193	1,356	5.3	208	18	11.6
450	Sylhet RWH	Companiganj	62,300	17,948	3.5	29,790	8,468	3.5	169	4	42.3	5,376	1,553	3.5	2	44	0.0

SL	Warehouse Name	Upazila Name	Condom			Shukhi			IUD			Injectables			Implant		
			CBL	AMD	MOS	CBL	AMD	MOS	CBL	AMD	MOS	CBL	AMD	MOS	CBL	AMD	MOS
451	Sylhet RWH	Dakshin Sunamganj	66,200	13,273	5.0	50,625	7,800	6.5	120	7	17.1	4,782	792	6.0	50	49	1.0
452	Sylhet RWH	Dakshin Surma	116,600	45,698	2.6	36,345	13,461	2.7	162	10	16.2	7,000	1,413	5.0	100	5	20.0
453	Sylhet RWH	Derai	142,100	38,367	3.7	48,552	13,009	3.7	400	29	13.8	4,412	1,007	4.4	172	72	2.4
454	Sylhet RWH	Dowarabazar	113,200	12,797	8.8	34,710	12,843	2.7	259	4	64.8	3,801	1,302	2.9	64	99	0.6
455	Sylhet RWH	Fenchuganj	26,800	7,808	3.4	37,650	3,277	11.5	125	7	17.9	792	338	2.3	51	11	4.6
456	Sylhet RWH	Golapganj	125,200	37,944	3.3	52,530	10,296	5.1	105	28	3.8	4,728	792	6.0	202	53	3.8
457	Sylhet RWH	Gowainghat	73,500	23,467	3.1	52,650	11,057	4.8	172	17	10.1	7,665	2,661	2.9	152	38	4.0
458	Sylhet RWH	Habiganj Sadar	142,700	23,377	6.1	64,475	14,949	4.3	160	29	5.5	7,233	1,740	4.2	100	44	2.3
459	Sylhet RWH	Jagannathpur	42,200	14,684	2.9	35,805	8,220	4.4	221	16	13.8	4,027	422	9.5	100	38	2.6
460	Sylhet RWH	Jaintiapur	108,269	20,863	5.2	64,038	7,102	9.0	26	31	0.8	5,645	2,148	2.6	200	33	6.1
461	Sylhet RWH	Jamalganj	78,260	15,094	5.2	52,295	11,137	4.7	275	11	25.0	4,039	1,231	3.3	64	81	0.8
462	Sylhet RWH	Juri	66,500	9,334	7.1	34,085	6,240	5.5	110	18	6.1	3,430	506	6.8	64	41	1.6
463	Sylhet RWH	Kamalganj	72,000	17,968	4.0	36,885	17,717	2.1	200	39	5.1	5,590	1,510	3.7	100	48	2.1
464	Sylhet RWH	Kanaighat	111,500	37,337	3.0	30,846	12,370	2.5	245	21	11.7	8,261	2,350	3.5	300	52	5.8
465	Sylhet RWH	Kulaura	71,700	14,305	5.0	37,920	11,976	3.2	101	10	10.1	9,050	2,672	3.4	0	54	0.0
466	Sylhet RWH	Lakhai	59,000	6,602	8.9	38,280	7,712	5.0	130	7	18.6	2,899	458	6.3	170	38	4.5
467	Sylhet RWH	Madhabpur	51,700	16,369	3.2	58,410	18,754	3.1	196	9	21.8	4,534	1,037	4.4	192	53	3.6
468	Sylhet RWH	Maulvibazar Sadar	150,100	18,516	8.1	91,150	11,862	7.7	347	36	9.6	7,650	1,469	5.2	100	58	1.7
469	Sylhet RWH	Nabiganj	56,800	9,707	5.9	54,045	13,484	4.0	155	23	6.7	3,700	664	5.6	64	50	1.3
470	Sylhet RWH	Rajnagar	72,500	9,551	7.6	47,920	9,217	5.2	123	22	5.6	3,700	1,637	2.3	72	46	1.6
471	Sylhet RWH	Sreemangal	135,400	21,912	6.2	65,325	16,762	3.9	173	27	6.4	6,652	1,835	3.6	100	80	1.3
472	Sylhet RWH	Sulla	68,900	11,967	5.8	70,155	5,779	12.1	145	5	29.0	2,174	485	4.5	130	28	4.6
473	Sylhet RWH	Sunamganj Sadar	144,400	20,505	7.0	50,790	10,571	4.8	240	25	9.6	6,988	1,493	4.7	180	61	3.0
474	Sylhet RWH	Sylhet Sadar	157,400	90,031	1.7	120,515	53,688	2.2	364	124	2.9	22,079	9,346	2.4	343	238	1.4
475	Sylhet RWH	Tahirpur	89,600	21,515	4.2	41,280	13,880	3.0	92	9	10.2	3,189	457	7.0	50	84	0.6

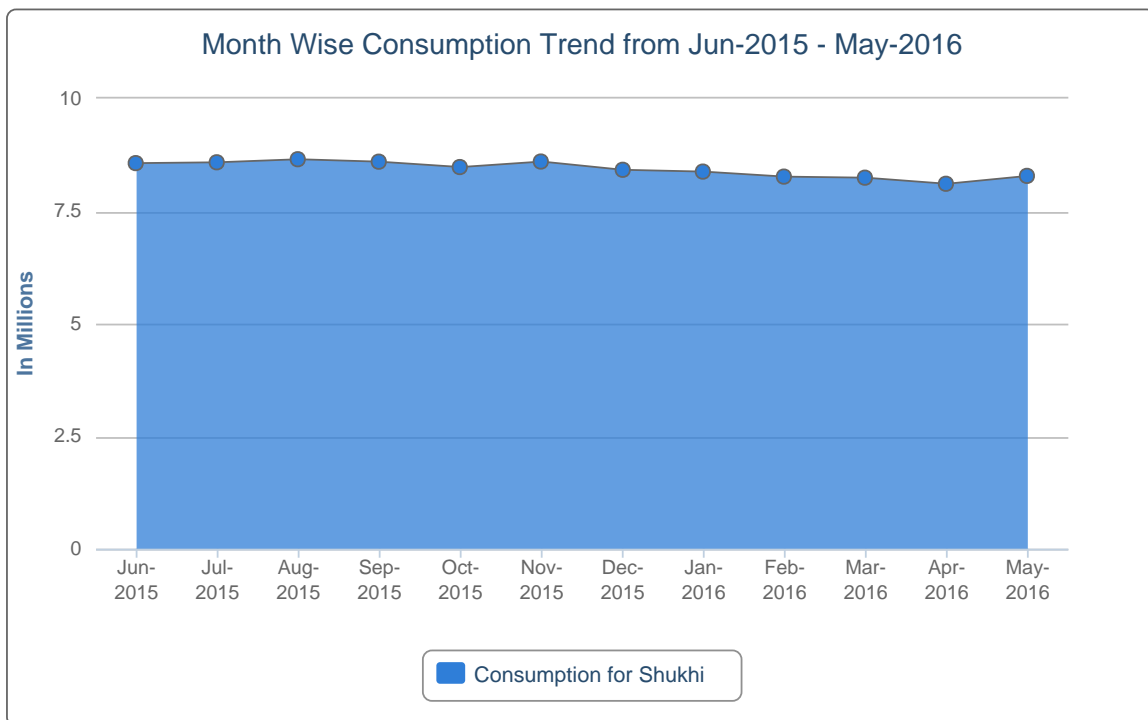
SL	Warehouse Name	Upazila Name	Condom			Shukhi			IUD			Injectables			Implant		
			CBL	AMD	MOS	CBL	AMD	MOS	CBL	AMD	MOS	CBL	AMD	MOS	CBL	AMD	MOS
476	Sylhet RWH	Zakiganj	150,860	52,235	2.9	60,076	11,221	5.4	254	11	23.1	6,721	1,457	4.6	246	53	4.6
477	Tangail RWH	Basail	163,560	36,001	4.5	252,127	11,802	21.4	71	33	2.2	5,720	1,360	4.2	256	65	3.9
478	Tangail RWH	Bhuapur	198,600	29,760	6.7	181,713	20,421	8.9	231	17	13.6	3,884	1,854	2.1	512	80	6.4
479	Tangail RWH	Chauhali	62,600	14,898	4.2	29,335	7,774	3.8	187	28	6.7	6,260	1,208	5.2	192	37	5.2
480	Tangail RWH	Delduar	274,800	38,284	7.2	168,255	18,731	9.0	20	35	0.6	4,550	1,244	3.7	128	47	2.7
481	Tangail RWH	Ghatail	196,900	57,838	3.4	169,815	36,989	4.6	135	38	3.6	8,737	3,444	2.5	384	68	5.6
482	Tangail RWH	Gopalpur	207,200	24,023	8.6	191,850	20,750	9.2	85	44	1.9	4,217	2,150	2.0	256	50	5.1
483	Tangail RWH	Kalihati	257,200	62,090	4.1	127,035	47,917	2.7	60	81	0.7	14,350	7,059	2.0	256	99	2.6
484	Tangail RWH	Madhupur	178,700	30,756	5.8	107,535	41,122	2.6	136	25	5.4	6,485	3,541	1.8	192	98	2.0
485	Tangail RWH	Mirzapur	71,500	32,473	2.2	69,405	31,545	2.2	163	38	4.3	4,807	949	5.1	0	66	0.0
486	Tangail RWH	Nagarpur	111,900	30,434	3.7	73,950	27,944	2.6	110	46	2.4	5,373	2,469	2.2	128	91	1.4
487	Tangail RWH	Sakhipur	69,000	28,534	2.4	63,558	26,316	2.4	128	16	8.0	4,338	917	4.7	192	50	3.8
488	Tangail RWH	Tangail Sadar	124,600	67,604	1.8	114,315	30,615	3.7	289	92	3.1	7,423	3,860	1.9	384	179	2.1

7. Month-wise Consumption Trend

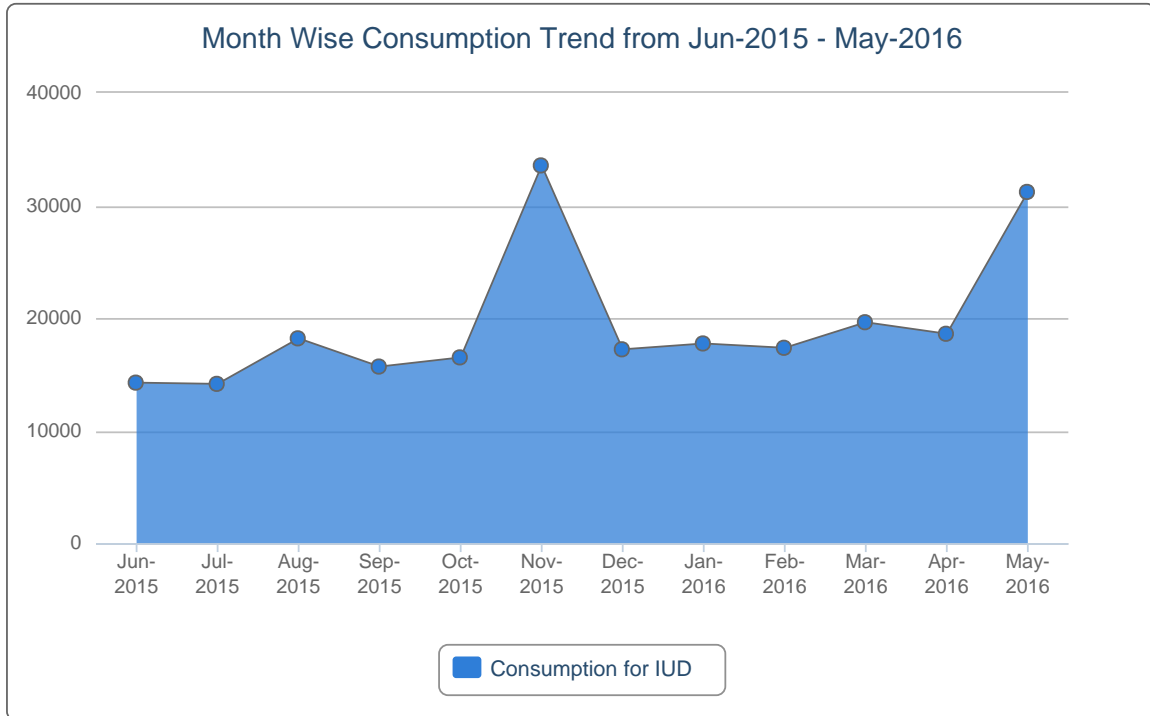
7(a).



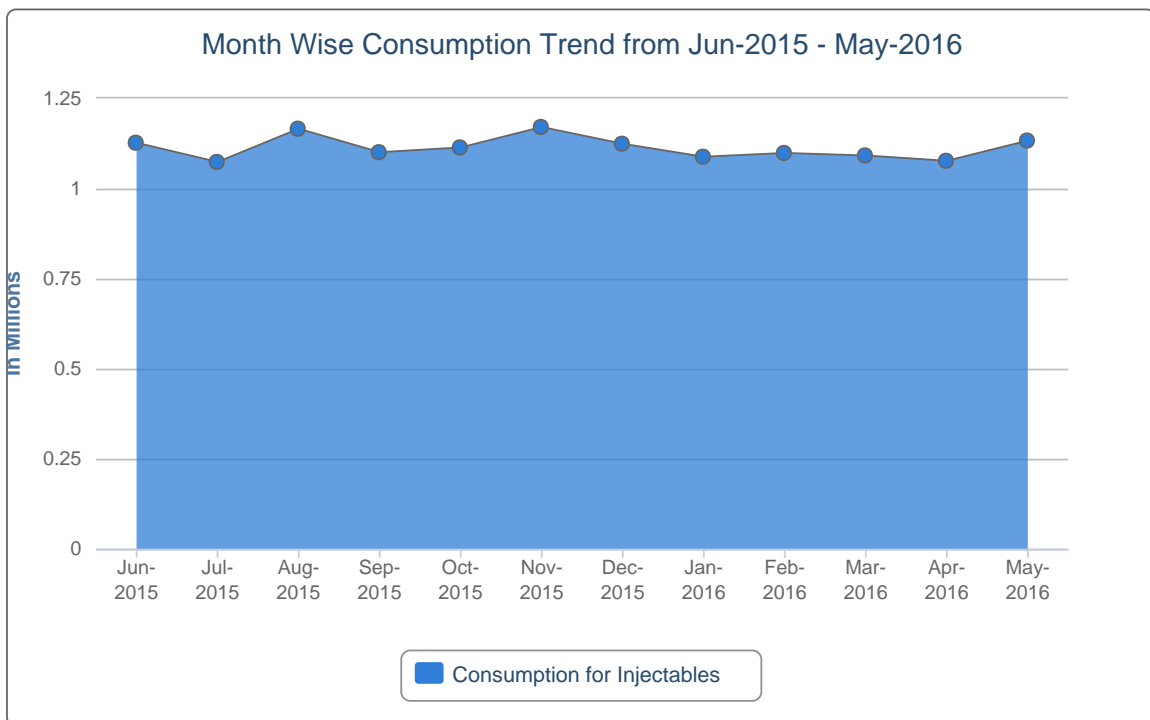
7(b).



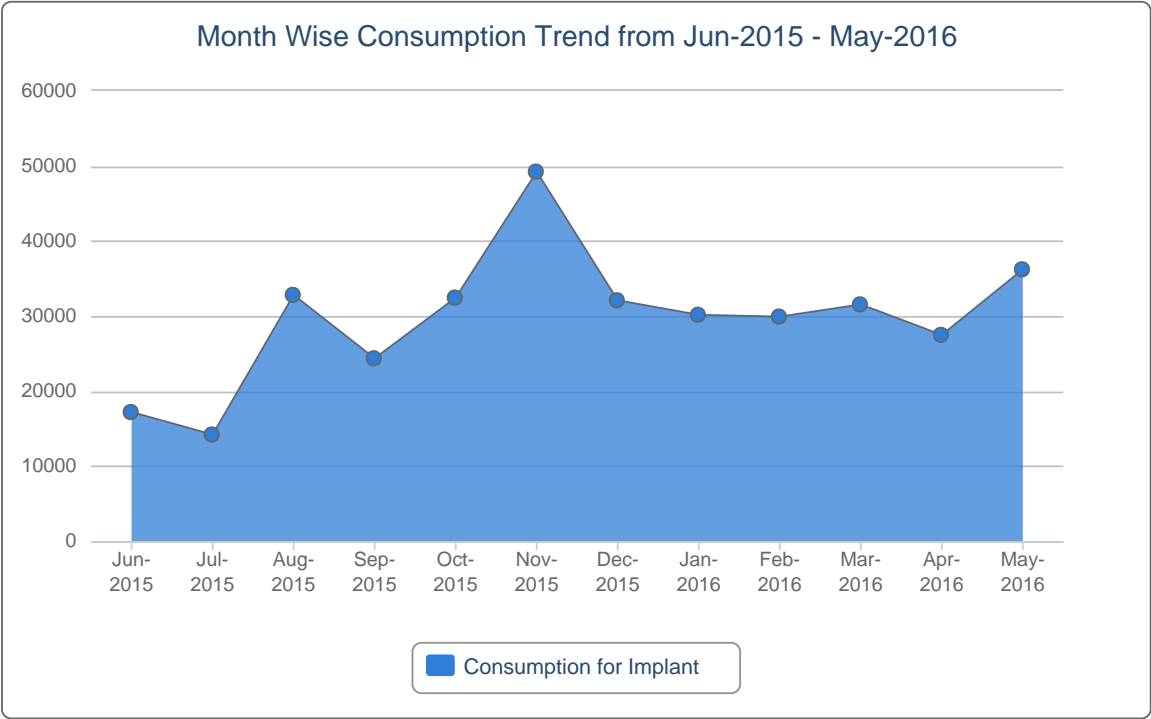
7(c).



7(d).



7(e).



7(f).

8. Report on Upazila and Warehouse Having Stock Out in last month

SL	Products Name	No of Stockout WH	% of Stockout WH	No of Stockout Upazila Store	% of Stockout Upazila Store	No of Stockout Upazila Field	% of Stockout Upazila Field
1	Condom	0	0%	0	0%	0	0%
2	Shukhi	0	0%	0	0%	0	0%
3	IUD	0	0%	0	0%	0	0%
4	Injectables	0	0%	0	0%	0	0%
5	Implant	0	0%	0	0%	3	1%
6	DDS Kits	11	52%	301	62%	0	0%

List of Stock Out Warehouse

SL	Commodity	Warehouse	Phone
<i>No StockOut in Warehouse</i>			

List of StockOut Upazila

Commodity	Warehouse	District	Upazila	Phone
<i>No Stockout in Upazila</i>				



This report is generated with the financial support of USAID and the technical assistance from Systems for Improved Access to Pharmaceuticals and Services (SIAPS), implemented by Management Sciences for Health-MSH.

If you need more information, please visit at <http://www.dgfplmis.org>