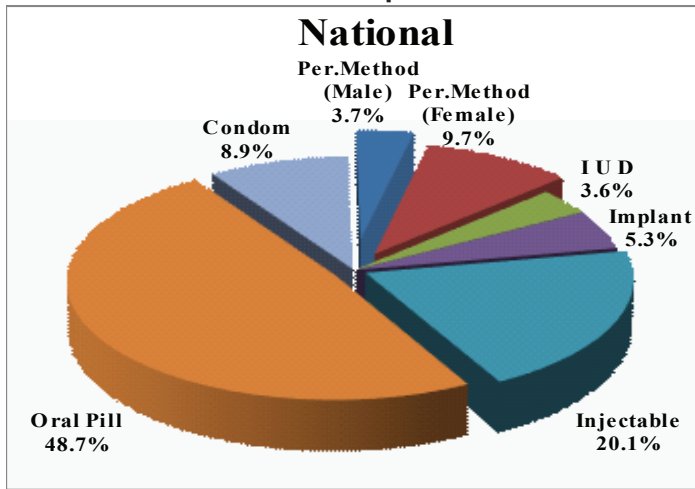


দুটি সন্তানের বেশী নয়
একটি হলে ভাল হয়

REPORT

August 2017

Method-Mix for the month of September 2017



**FAMILY PLANNING, MATERNAL & CHILD HEALTH,
REPRODUCTIVE HEALTH AND NUTRITION SERVICES**



Management Information System (MIS) Services and Personnel (FP)
Directorate General of Family Planning
6 Kawran Bazar, Dhaka - 1215



Government of the People's Republic of Bangladesh
Management Information Systems (MIS)
Directorate General of Family Planning
6, Kawran Bazar, Dhaka-1215
www.dgfp.gov.bd

No. DGFP/MIS/2004/35/799

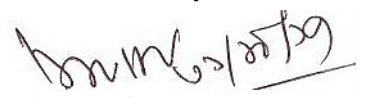
Date: 06/11/2017

Secretary
Medical Education & Family Welfare Division
Ministry of Health & Family Welfare
Bangladesh Secretariat, Dhaka.

Sub: Monthly Progress Report on Performance of Family Planning, MCH, Reproductive Health and Nutrition Services

Sir,
Progress Report on Performance of Family Planning, Maternal & Child Health, Reproductive Health and Nutrition Services for the month of August 2017 is submitted herewith for your kind information.

Yours obediently,


(Kazi Mustafa Sarwar)

Director General
Directorate General of Family Planning
Phone: 9118903

No. DGFP/MIS/2004/ 35/799/1(210)

Date: 06/11/2017

Distribution (A):

1. Principal Secretary to the Honorable Prime Minister, Prime Minister's Office, Tejgaon, Dhaka.
2. Senior Secretary, Finance Division, Ministry of Finance, Bangladesh Secretariat, Dhaka.
3. Secretary, Ministry of Planning, Planning Commission, Sher-e-Bangla Nagar, Dhaka.
4. Member, SEI Division, Planning Commission, Sher-e-Bangla Nagar, Dhaka.
5. P. S. to the Honorable Prime Minister, Prime Minister's Office, Tejgaon, Dhaka.
6. Additional Secretary, Medical Education & Family Welfare, Ministry of Health & Family Welfare, Bangladesh Secretariat, Dhaka.
7. Divisional Commissioner, _____ Division.
8. Joint Secretary (FW & Program), Medical Education and Family Welfare, Ministry of Health & Family Welfare, Bangladesh Secretariat, Dhaka.
9. Joint Chief, Population Wing, Planning Commission, Sher-e-Bangla Nagar, Dhaka.
10. Joint Chief (Planning), Medical Education and Family Welfare, Ministry of Health & Family Welfare, Bangladesh Secretariat (Clinic Building), Dhaka.
11. Joint Chief (Planning), Monitoring and Evaluation Unit, Medical Education and Family Welfare, Janashakhy Bhaban, Azimpur, Dhaka.
12. Deputy Commissioner, _____ District.
13. P.S. to the Honorable Minister, Ministry of Planning, Sher-e-Bangla Nagar, Dhaka for kind information of the Honorable Minister.
14. P.S. to the Honorable Minister, Ministry of Health & Family Welfare, Bangladesh Secretariat, Dhaka, for kind information of the Honorable Minister.
15. P.S. to the Honorable State Minister, Ministry of Health & Family Welfare, Bangladesh Secretariat, Dhaka, for kind information of the Honorable State Minister.
16. Deputy Secretary (Development), Statistics Wing, Planning Division, Ministry of Planning, Sher-e-Bangla Nagar, Dhaka.


Distribution (B):

17. Director General, Directorate General of Health Services, Mohakhali, Dhaka.
18. Director General, Medical Services, Ministry of Defense, Dhaka Cantonment, Dhaka.
19. Director General, NIPORT, Azimpur, Dhaka.
20. Director (Administration/Finance/Logistics & Supply/Planning/Audit), Directorate General of Family Planning, 6, Kawran Bazar, Dhaka-1215.
21. Director (MCH-S), Directorate General of Family Planning, 6, Kawran Bazar, Dhaka-1215.
22. Line Director (CCSDP), Directorate General of Family Planning, 6, Kawran Bazar, Dhaka-1215.
23. Director (IEM) with a request for taking necessary measures for publication of the report in the newspaper and other Media (News Paper, Radio & T.V)s/6 Kawran Bazar, Dhaka-1215.
24. Divisional Director, Family Planning, Dhaka/Chittagong/ Khulna/ Rajshahi/ Barisal/ Sylhet Division.
25. Superintendent, MCHTI, Azimpur, Dhaka/Director MFSTC-Mohammadpur, Dhaka.

26. Additional Director, Central Ware House, Family Planning, Mohakhali, Dhaka.
27. Deputy Director, Family PlanningDistrict.
28. Librarian, Medical Education and Family Welfare Division, Ministry of Health & Family Welfare, Bangladesh Secretariat, Dhaka.
29. P.A to Director General, Directorate General of Family Planning, 6, Kawran Bazar, Dhaka-1215.
30. Documentation Centre, IEM Unit, DGFP, 6, Kawran Bazar, Dhaka-1215.

Distribution (C):

1. Mr. Peter Herzig, Health Advisor and Chairperson, HNP Consortium, European Commission. House-7, Road#84, Gulshan-2, Dhaka.
2. Task Team Leader, Health and Population Program Project, World Bank, E-32, Agargaon, Sher-e-Bangla Nagar, Dhaka-1207.
3. Chief, Population & Health, USAID (US Embassy), Madani Avenue, Gulshan-2, Dhaka.
4. Representative, UNFPA, IDB Bhaban, E/8 Begum Rokeya Sharani, Sher-e-Bangla Nagar, Dhaka-1207.
5. Representative, WHO, House No-12, Road No. 7, Dhanmondi R/A, Dhaka.
6. Representative, UNICEF, 1 No. Mintu Road, Extension Building (Hotel Sheraton), Dhaka
7. Representative, Population Council, House No. CES(B)-21, Road 118, Gulshan, Dhaka.
8. Director General, FPAB, 2, Naya Paltan, Dhaka.
9. Director, ICDDR'B, Mohakhali, Dhaka-1212
10. Executive Director, BAVS, 7/5, Main Road, Mirpur-2, Dhaka.
11. Managing Director, Social Marketing Company (SMC), SMC Tower (6th, 7th & 8th floor) 33, Banani C/A, Dhaka-1213.
12. Executive Director, PSTC, New Circular Road, Dhaka.
13. Country Director, SPS/MSH, House No.28, Flat W2, Road No. 63, Gulshan-2, Dhaka-1212.
14. Country Representative, Engender Health, House No. 40 (New), Road No. 16(New)/27 (Old), Concord Royal Court (5th floor), Dhanmondi R/A., Dhaka.
15. Communication/Documentation Officer, Population Council, House # CES(B) 21, Road#118, Gulshan, Dhaka.


31.10.2017
(A K M Mahbubur Rahman Joarder)
Director (MIS)

&
Line Director (MIS-FP)
Phone: 9146262; Mail: dirmisfp@gmail.com

Table of Contents

| Contents | Page No. |
|--|-----------------|
| Summary of FP Performance | 03 |
| Summary of the MCH & RH Services | 04 |
| Introduction | 06 |
| Family Planning Performance (CAR related) | 06 |
| MCH Performance | 07 |
| Highlights August 2017..... | 07 |
| Table Analysis | 08 |
| Remarks | 11 |
| Clarification about some information..... | 11 |
| Highest and Lowest performing districts in clinical methods | 11 |
| Table: 01 National Projection, Performance and Achievement Rate of Contraceptive Methods | 12 |
| Table: 02 List of Divisions according to descending order of Achievement Rate against their projections of Clinical Methods for the month of August 2017 | 12 |
| Table: 03 List of Districts achieved the highest Achievement Rate of Clinical Method against their projections for the month of August 2017 | 12 |
| Table: 04 List of Districts achieved the lowest Achievement Rate of Clinical Methods against their projections for the month of August 2017 | 12 |
| Table: 05 Comparative Statement of contraceptive performance for the period between July to August 2016 and July to August 2017 | 15 |
| Table: 06 Performance & Distribution of Contraceptives by Method for the month of July and August 2017..... | 15 |
| Table: 07 Contribution of Government, NGOs and Multisector in respect of Contraceptive Performance during August 2017 | 15 |
| Table: 08 NGO and Multisector wise Contraceptive Performance for the month of August 2017 | 16 |
| Table: 09 District wise Projection, Performance and Achievement Rate of Permanent and Long Acting Methods..... | 17 |
| Table: 10 District wise Projection, Performance and Achievement Rate of Short Acting Methods..... | 19 |
| Table: 11 Old Users, New Users, Dropout and CAR by District at the end of August 2017 | 21 |
| Table: 12 Number of New and Total Acceptors upto the end of July and August 2017 | 25 |
| Table: 13 CAR (%) by Division upto the end of July and August 2017..... | 25 |
| Table: 14 District by Range of CAR upto the end of August 2017 | 26 |
| Table: 15 List of Upazila achieved CAR 70% & above upto the end of August 2017..... | 27 |
| Table: 16 List of Upazila achieved CAR 60-69% and <59% upto the end of August 2017..... | 30 |
| Table: 17 Method wise Number of Dropout and Switch Over by Division upto the end of August 2017 | 31 |
| Table: 18 Contraceptive Acceptors and Acceptance Rate by Division up to the end of July and August 2017 | 31 |
| Table: 19 Status of Contraceptive Method-Mix based on CAR at the end of the Month of August 2017..... | 31 |
| Chart: Pie chart of Method-Mix for the month of August 2017 | 32 |
| Table: 20 Performance by type of MCH services for the month of July and August 2017 | 33 |
| Table: 21 Performance by type of Nutrition services for the month of July and August 2017 | 34 |
| Annex: A Summary of the Couples and Acceptors by Month since March 2017..... | 35 |
| Annex: B Performance of RH-EOC of MCWCs, MCHTI & MFSTC for the month of August 2017..... | 37 |
| Annex: C City Corporation wise Contraceptive Performance for the month of August 2017 | 39 |
| Annex: D Contraceptive Acceptors and Acceptance Rate (CAR) of part of the City Corporation area end of the month of August 2017..... | 39 |
| Annex: E City Corporation wise MCH Performance for the month of August 2017 | 40 |

**At a glance of the FP Performance for the Month of
July & August 2017**

| Indicators | Jul'17 | Aug'17 |
|---|-------------------------|---------------|
| Number of Total Eligible Couples (including Part of the City Corporations) | 27011205 | 27036815 |
| Number of Total Acceptors (including part of the City Corporations) | 21224386 | 21260336 |
| CAR % (Contraceptive Acceptance Rate) | 78.6 | 78.6 |
| Method specific acceptors (Cumulative) : | | |
| Permanent Method (Male) | 785845 | 789414 |
| Permanent Method (Female) | 2054421 | 2058782 |
| Permanent Method (Total) | 2840266 | 2848196 |
| IUD (Users) | 751292 | 754936 |
| Implant (Users) | 1110220 | 1124155 |
| Injectable (Users) | 4274624 | 4273499 |
| Oral Pill (acceptors) | 10355239 | 10363959 |
| Condom (acceptors) | 1892745 | 1895591 |
| Method specific new acceptors : | | |
| Permanent Method (Male) | 2987 | 4273 |
| Permanent Method (Female) | 7653 | 7712 |
| Permanent Method (Total) | 10640 | 11985 |
| IUD (Users) | 12070 | 11373 |
| Implant (Users) | 23768 | 27623 |
| Injectable (Users) | 59995 | 62280 |
| Oral Pill (acceptors) | 118405 | 123198 |
| Condom (acceptors) | 41455 | 43559 |
| Number of Districts reported | 64 | 64 |
| Number of Upazila reported | 488 | 488 |
| Range of CAR (%) | No. of Districts | |
| | Jul'17 | Aug'17 |
| 00 – 59 | 0 | 0 |
| 60 – 69 | 0 | 0 |
| 70 & above | 64 | 64 |
| Contraceptive performance and distribution by methods (Absolute Performance) : | | |
| Permanent Method (Male-cases) | 4995 | 5042 |
| Permanent Method (Female-cases) | 8710 | 8270 |
| Permanent Method (Total-cases) | 13705 | 13312 |
| IUD (Nos.) | 21261 | 19295 |
| Implant (Nos.) | 35965 | 37152 |
| Injectable (Doses) | 1023972 | 975100 |
| Oral Pill (Cycles) | 8090581 | 7913257 |
| Condom (Pieces) | 11297769 | 11122354 |

At a glance of the MCH and Reproductive Health Services for the Month of July & August 2017

| Services | | Jul'17 | Aug'17 | |
|---|---|--------------|--------------|--------------|
| Number of Pregnant Women | | 900044 | 907265 | |
| Number of High Risk Pregnant Women referred | | 4214 | 4069 | |
| Antenatal Care | 1 st visit (within 4 Month) | 190156 | 188299 | |
| | 2 nd visit (within 6 Month) | 172004 | 166728 | |
| | 3 rd visit (within 8 Month) | 144805 | 149238 | |
| | 4 th visit (in 9 th month) (including MCHTI, MFSTC & FWVTI- | 122884 | 122326 | |
| Delivery (MCHTI, MFSTC, FWVTI-Raj, MCWC, UHC, UH&FWC & NGO Clinics) | Normal | 29784 | 31474 | |
| | C-section | 24726 | 25572 | |
| | Total Delivery | 54510 | 57046 | |
| Postnatal Care (MCHTI, MFSTC, FWVTI-Raj, MCWC, UHC, UH&FWC) | PNC-1 (within 24 Hour) | 46377 | 47776 | |
| | PNC-2 (within 2- 3 day) | 41115 | 42452 | |
| | PNC-3 (within 7 -14 day) | 49613 | 51583 | |
| | PNC-4 (within 42-48 day) | 65516 | 66398 | |
| Referred Infertile Couple | | 7430 | 7500 | |
| Treatment of RTI/STI (MCHTI, MFSTC, FWVTI-Raj & MCWCs) | | 98051 | 97849 | |
| TT for Women (15 - 49 yrs) | 1 st dose | 122408 | 124837 | |
| | 2 nd dose | 120180 | 120759 | |
| | 3 rd dose | 120886 | 121680 | |
| | 4 th dose | 110832 | 112370 | |
| | 5 th dose | 111864 | 111273 | |
| Immunization | BCG (Vaccine) | | 134647 | 130171 |
| | OPV & Pentavalent (DPT,Hep-B, Hib) | PCV-1 | 148135 | 143628 |
| | | PCV-2 | 151654 | 144173 |
| | | 3 | 142501 | 140268 |
| | PCV-3 | | 139106 | 135904 |
| | MR & OPV-4 | | 143631 | 140390 |
| Measles (Vaccine) | | 124968 | 123629 | |
| General Treatment | | 2152713 | 2928051 | |
| Number of ECP acceptors | | 8013 | 8214 | |
| Number of MR done (Both Govt. & NGOs) | | 13058 | 13033 | |
| *Live Births | At Home by Trained Persons | | 39237 | 39866 |
| | At Home by Non-Trained Persons | | 12740 | 12617 |
| | Total | | 51977 | 52483 |
| Still Births (including MCHTI, MFSTC & FWVTI-Raj) | | 203 | 231 | |
| Death | Neonatal death (0-28 days) | | 325 | 348 |
| | Infant Death (29 days-<1 yr.) | | 112 | 132 |
| | Child Death (1-<5 yrs.) | | 204 | 228 |
| | Maternal Death | | 69 | 79 |
| | Other Death | | 22408 | 21493 |
| | Total | | 23118 | 22280 |
| No. of Female patient(Indoor admission) | | 9775 | 12142 | |
| No. of Child patient(Indoor admission) | | 3028 | 3509 | |
| No. of Health Education in UH&FWC | | 17285 | 18027 | |

| Services | | Jul'17 | Aug'17 |
|---|--|--------|--------|
| Nutrition Services (Pregnant Women, Mother of 0-23 month Child and 0-59 months Child) | Counseling on IYCF, IFA, Vitamin-A, Hand washing and Nutrition of Mother | 155280 | 156167 |
| | Received IFA (Pregnant women & Lactating Mother) | 471859 | 491305 |
| | Received MNP (6-23 month) | 15555 | 16317 |
| | Breast feeding within 1-hour of birth (0-<6 month child) | 59331 | 62912 |
| | Exclusive Breast feeding (up to 6 month) | 90586 | 94144 |
| | Complimentary feeding (after 6 month) | 166617 | 168639 |
| | Received Vitamin-A (6-59 month Child) | 7160 | 191338 |
| | Received anti-helminthes Tablet (24-59 month Child) | 38070 | 40931 |
| | Received Zink Pill with ORS (Suffering form diarrhoea) | 9485 | 9256 |
| | Suffering from MAM and received treatment | 8298 | 7426 |
| | Suffering from SAM & Referred | 2387 | 2112 |
| | No. of Child Stunting | 4627 | 5186 |
| | No. of Child Wasting | 4865 | 4778 |
| | No. of Child Under weight | 5421 | 5825 |

* Live births (Clinic) conducted at Govt. MCH, DH, MCWC, UHC, UH&FWC, NGOs & Private clinics.

SUMMARY

Introduction

Bangladesh is divided into seven administrative divisions: Dhaka, Chittagong, Rajshahi, Khulna, Barisal, Sylhet and Rangpur. Each division is divided into several districts and each district into several upazilas. Each urban area in an upazila is divided into wards. Upazilas are divided into union parishads (UPs) and pourasovas. These divisions allow the country as a whole to be separated into rural and urban areas.

Management Information System (MIS) has been operational under the Directorate General of Family Planning (DGFP) for a long time. Contraceptive Performance, MCH, Reproductive Health and Nutrition service's report are used to be published each month from MIS Unit on the basis of Service Statistics received from the field workers, service delivery clinics and NGOs. Erstwhile Family Welfare Register, however, is the principal source of performance statistics. This report is prepared on the basis of FWA Registers (8th Edition) and Clinic Report. Most of the FWAs visit their working area once in every two months. It is a continuous process. FWA register modified/updated in every three years.

There is a reporting system to collect the information from the field. MIS Reporting Form-1 is filled up by the FWAs and submitted the same to FPIs. FPI fills up the MIS reporting Form-2 by compiling of all the FWAs (MIS Form-1) report and submits to UFPO office. MIS reporting Form-3 (clinical) is filled up by MO(clinic)/(MCH-FP)/(FW)/SACMO/ FWV and is submitted to UFPO office. NGOs of the respective area submit their report to UFPO office through MIS reporting Form-2 and 3 as their requirement. All the reporting Form-2 and 3 are compiled by UFPO office and filled up reporting Form-4 (union wise) and is entered in online web based software (SS). District FP Office review and Submit that report. It provides information of contraceptive use status of eligible couples and different types of MCH, Reproductive Health and Nutrition services. MIS performance report is primarily used by different level of program managers and supervisors engaged in implementing the Family Planning, MCH, RH and Nutrition program in the country. Besides, different policy makers, decision makers, donor agencies, Development Partners, researchers and other users also use this report.

Family Planning Performance (CAR related):

Performance reports of August'17 have been received from all the 64 districts of the country. During the month of August'17 total numbers of eligible couple were found to be 27036815 as against 27011205 in the previous month. Performances of NGOs are also included in the report as reported by the Upazila Offices. A total of 21260336 acceptors are reported in the month of August'17 as against 21224386 in July'17. The Contraceptive Acceptance Rate (CAR) achieved at the end of the reporting month for six modern methods (Permanent Method, IUD, Implant, Injectables, Oral Pill and Condom) is 78.6 which was same in July'17. Method Specific Acceptors (Cumulative), Method Specific New Acceptors and Contraceptive distribution by Methods are shown in the summary sheet. It may be noted that the contraceptive acceptance rate is an estimate, based on the client contact and the status of contraceptive acceptance as reported by the field workers based on the entries made in the FWA register. The Contraceptive Prevalence Rate (CPR), on the other hand, is based on periodic surveys that are made on precise statistical procedures.

The acceptance rate is a tentative rate and varies from month to month because of reporting status and coverage. This rate is usually higher than the Contraceptive Prevalence Rate (CPR). CAR is generally used to monitor as a management tool 'on-going' program performance in the country. It is not so much used to evaluate the program impact or goals, which is done by periodical scientific surveys.

MCH Performance:

In the month of August'17, 907265 pregnant women have been registered. Total number of 4069 pregnant women referred to hospital for their complications. Total no. of 97715 patient received services for RTI/STI. Dose-wise TT for Women (15-49 yrs.) and OPV & Pentavalent vaccines were shown in the summary sheet.

BCG vaccines were given to 130171 infants and 123629 infants received Measles vaccines during August'17. Visit-wise Antenatal Care is also shown in the summary sheet both of July'17 and August'17. Postnatal Care is shown in the summary sheet both July'17 and August'17. Number of delivery conducted by the clinics is 57046. Total numbers of Live Birth delivered at home 39866 by trained personnel and 12617 by non-trained personnel. Still Birth is recorded 231 in August'17 and in the previous month it was 203. Neo-natal deaths (0-28 days) & Infant deaths (29 days-<1yr.) are recorded to be 348 and 132 in the month of August'17 where it were 325 and 112 in July'17 respectively. A total of 228 child-deaths (1-<5 yrs.) have been reported in the month of August'17 as against 204 in July'17. Maternal deaths were reported 79 during the month of August'17 which was 69 in July'17. The Other deaths were reported 21493 in August'17 but in July'17 the number of such deaths were 22408. General treatments were rendered to 2928051 and 2152713 patients in the month of August'17 and July'17 respectively. In August'17 Number of ECP acceptors was 8214 but in July'17 it was 8013. MR done in the reporting month is 13033 but in July'17 it was 13058. Performance of MCHTI, MFSTC, MCWCs and FWVTI-Rajshahi is also included in the report.

Nutrition Programs of the Directorate General of Family Planning

Since 2011, the MCH Services Unit of the DGFP has been implementing MYCNSIA (Maternal and Young Child Nutrition Security Initiatives in Asia) in collaboration with UNICEF in 22 upazilas of 10 districts. The initiatives taken include: counseling to mothers/caregivers about IYCF, distribution of Micro Nutrient Powder (MNP) among 6-23 months old children, counseling of pregnant and lactating mothers on feeding practice and Iron Folic Acid (IFA), food security intervention, and hand-washing/hygiene practice in the communities. For implementing the MYCNSIA, MCH Services Unit of DGFP trained officials at various levels (both TOT and core training), developed training materials, developed web-based MIS, conducted baseline survey, and procured and distributed MNP sachets, etc. MCH Services Unit of DGFP will scale up nutrition intervention in other upazilas and districts gradually. Service registers and reporting formats were revised to include nutrition information. The DGFP's MIS is currently revisited for nutrition indicators and collected information at MIS formats from January 2016.

Highlights August 2017

- a) National Contraceptive Acceptance Rate (CAR) based on 27036815 eligible couple visited, is found to be 78.6%. Rajshahi division has achieved the highest acceptance rate 81.2%, followed by Khulna division 80.1%. The CAR is found to be 79.7% achieved in Rangpur division. The Contraceptive Acceptance Rate have been found to be rather low in Barisal 78.6%, Sylhet 78.5%, Dhaka 77.9%, and Chittagong 75.9% compared to other three divisions.
- b) The highest numbers of Acceptors 5960517 have been reported from Dhaka division followed by 3780120 in Chittagong division, Rajshahi division reported 3369382 acceptors. Acceptors size is however, found much smaller in Rangpur, Khulna, Barisal, which are 2837893, 2755738, 1276452 respectively and in Sylhet division it is 1280234.
- c) Out of 64 reporting districts, all districts have reported contraceptive acceptance rate of 70 percent and above, no district has reported CAR of 60 - 69 percent and no district have reported CAR of < 59 percent.
- d) Out of 488 Upazila 485 have reported CAR at the level 70% and above, 2 Upazila has reported CAR level 60-69 percent and 1 Upazila has reported CAR level 0-59 percent.
- e) In case of performance done in the reporting month (August'17), Joipurhat district recorded the highest Achievement Rate 115.6, Dinajpur has got the 2nd place with 111.2 and Chuadanga district has occupied the 3rd position with 98.2 of permanent method. Faridpur district has shown Achievement Rate 162.5 in IUD is the first position among the other districts and Chittagong has got the 2nd place with 138.1. Faridpur district has recorded the highest Achievement Rate 321.6 in Implant. Bhola district has recorded the highest Achievement Rate of 142.4, Cox's Bazar placed in 2nd position with 94.2 and Dhaka district has occupied the 3rd position with Achievement Rate 93.6 in Injectable. Dhaka district has recorded the

highest Achievement Rate 95.7 in Oral Pill and Dhaka district has recorded the highest Achievement Rate 100.3 in Condom.

- f) SMC has reported distribution of 179292 vial Injectable, 3980973 cycles of Oral Pill and 8325011 pieces of Condom in August 2017.
- g) Narsingdi MCWC have performed highest 41 Caesarian Operations, Gaibandha MCWC has performed highest of 248 total deliveries. MCHTI, Dhaka has performed 263, MFSTC, Dhaka has performed 276 C-Section deliveries in the reporting month August'17. Lalmonirhat, Sherpur, Jamalpur, Magura, Narail, Meherpur, Kumarkhali(Kustia), Bhola, Lalmohon(Bhola), Barguna, Cox's Bazar, Bandarban, Chandpur, Begumganj(Noakhali), Pauchuria(Patiya) and Sylhet MCWCs have not done any Caesarian Operations. It may be due to the vacancies of trained EOC doctor in those centers or Extension Works. Director (MCH-S) & Line Director (MC&RH) should immediately look into the matter.
- h) In August'17 National Nutrition services information which collected by FP workers are as follows: Number of 491305 mother received IFA, No. of 16317 child (6-23 months) received MNP sachet, No. of 62912 new born babies breast feeding within 1 hour after birth and No. of 0 to 6 months child, 94144 exclusive breast feeding. No. of 7426 child suffering from MAM and 2112 suffering from SAM. No. of Child Stunting, wasting and underweight are 5186, 4778 and 5825 respectively.

Table Analysis:

Table 1: Shows contraceptive performance and Achievement Rate in respect of Permanent, Long Acting and Short Acting methods for the reporting month (August 2017) and reporting period (Jul'17 to Aug'17) against their respective projections. In the reporting month the achievement rates of Permanent method (Male) is 40.3%, Permanent method (Female) 55.1% and Permanent method (Total) 48.4%, IUD 73.3%, Implant 111.5%, Injectables 57.1%, Oral Pill 60.2% and Condom 47.2%. From Jul'17 to Aug'17 the achievement rate of Permanent method (Male) is 40.1%, Permanent method (Female) 57.2% and Permanent method (Total) 49.5%, IUD 77.0%, Implant 109.7%, Injectables 58.6%, Oral Pill 60.9% and Condom 47.5%.

Table 2: Shows the divisions according to descending order of achievement rate against their projection of Permanent and Long Acting methods for the period Jul'17 to Aug'17.

Table 3: Showing the 3(three) districts achieved the highest achievement rate against Permanent and Long Acting methods of their projections for the period Jul'17 to Aug'17.

Table 4: Shows the districts achieved the lowest achievement rate of Permanent and Long Acting methods against their projections for the period Jul'17 to Aug'17.

Table 5: Comparative statement of contraceptive performance against their projection between the period Jul'16 to Aug'16 and Jul'17 to Aug'17. The Achievement Rate of Permanent Method (Male) was 38.3% in the period of Jul'16 to Aug'16 but it shows the higher rate 40.1% in the current period. So it is 1.8% increase than that of Jul'16 to Aug'16, Permanent Method (Female) was 46.5% in the period Jul'16 to Aug'16 but it shows the higher rate 57.2% in the current period. So it is 10.7% increase than that of Jul'16 to Aug'16. Permanent Method (Total) was 42.8% in the period Jul'16 to Aug'16 but it shows the higher rate 49.5% in the current period. So it is 6.6% increase than that of Jul'16 to Aug'16. IUD achieved the 77.0% in the reporting period but in Jul'16 to Aug'16 it achieved 61.8%. So in case of IUD 15.2% increase in the reporting period. Implant achieved the 109.7% in the reporting period but in Jul'16 to Aug'16 it shows 84.9%, in that case Implant has shown 24.8% increase in the reporting period. Injectable achieved the 58.6% in the current period but in the period Jul'16 to Aug'16 it shown 64.3%. Injectable has shown 5.7% decrease than that of Jul'16 to Aug'16. Oral Pill achieved the 60.9% in the present period but in the period Jul'16 to Aug'16 it was 63.7%. In case of Oral Pill decrease 2.8 than that of Jul'16 to Aug'16. In case of Condom it achieved 47.5% in the current period but in Jul'16 to Aug'16 it shown 50.3%, which is 2.8% decrease than that of Jul'16 to Aug'16.

Table 6: Compare the status of performance and distribution of contraceptive by methods for the month of July'17 and August'17 based on field worker's report. In comparison with that of previous month Permanent Method(male) 0.9% and Implant 3.3% higher than that of July'17 Permanent

Method(female) 5.1%, Overall Permanent Method(total) 2.9%, IUD 9.2%, Injectables 4.8%, Oral Pill 2.2% and Condom 1.6% lower than that of July'17.

- Table 7:** Shows the share of Government and NGOs and Multisectors by methods in the overall National performance. Government sector has contributed 68.3 percent in Permanent Method (Male), 90.5 percent in Permanent Method (Female), 82.1 percent in Permanent Method (Total), 80.0 percent in IUD, 86.0 percent in Implant, 78.0 percent in Injectable, 81.3 percent in Oral Pill and 66.4 percent in Condom. On the other hand NGOs and Multisectors have contributed 31.7 percent in Permanent Method (Male), 9.5 percent in Permanent Method (Female), 17.9 percent in Permanent Method (Total), in IUD 20.0 percent, in Implant 14.0 percent, in Injectables 22.0 percent, in Oral Pill 18.7 percent and in Condom 33.6 percent in the reporting month August 2017.
- Table 8:** Division wise Contraceptive Performance by methods of NGOs and Multisectors (August 2017) are shown in this table Marie Stopes Clinic of Dhaka division is in the highest position, BAVS of Dhaka division is in the next and Marie Stopes Clinic of Rajshahi division is in the 3rd position in Permanent method. By NGOs and Multisectors performance of Total Permanent methods are 2386 in the reporting month, in which Males are 1598 and Females are 788. Total IUD and Implant 3865 and 5191 are inserted in the reporting month August 2017. Injectables 214599 vials, Oral Pill 1483339 cycles and 3737777 pieces of Condom are distributed by NGOs and Multisectors in this month.
- Table 9:** Shows the projection, performance and achievement rates of Permanent, and Long Acting methods in the reporting month August 2017 and in the reporting period Jul'17 to August'17. In reporting month Joipurhat district has achieved the highest achievement rate of 115.6 percent and Dinajpur district is the next highest with 111.2 percent in Permanent Method. Faridpur district have achieved the highest achievement rate of 162.5 percent in IUD and Faridpur district achieved the highest achievement rate of 321.6 percent in Implant. And in the reporting period Jul'17 to August'17, Joipurhat district has achieved the highest achievement rate of 129.3 percent and Chuadanga is the next highest with 103.1 percent in Permanent Method. Comilla has achieved the highest achievement rate of 141.1 percent in IUD and Faridpur has achieved the highest achievement rate of 230.2 percent in Implant.
- Table 10:** Shows the projection, performance and achievement rates of Short Acting methods in the reporting month August 2017 and in the reporting period Jul'17 to August'17. In reporting month Bhola district has achieved the highest achievement rate of 142.4 percent and Cox's Bazar is the next highest with 94.2 percent in Injectables. Dhaka district have achieved the highest achievement rate of 95.7 percent in Oral Pill. Dhaka district has achieved the highest achievement rate of 100.3 percent in Condom. From Jul'17 to August'17 Bhola district has achieved the highest achievement rate of 144.1 percent and Meherpur is the next highest with 94.2 percent in Injectable. Dhaka has achieved the highest achievement rate of 96.4 percent in Oral Pill and Dhaka has achieved the highest achievement rate of 104.7 percent in Condom.
- Table 11:** This table shows the Old acceptors, New acceptors and dropout (No method & switch over) cases by districts in the reporting month (August 2017). This table is prepared on the basis of CAR report.
- Table 12:** Shows the new and total acceptors of the current month in comparison with that of the previous month. The new acceptors of all the methods Permanent Method(Male), Permanent Method(Female), Permanent Method(Total), Implant, Injectables, Oral Pill and Condom have shown increasing trend except IUD. New acceptors are shown depending on the field workers report which collects from their visiting areas. In case of total acceptors all the methods, Permanent Method(Male), Permanent Method(Female), Permanent Method(Total), IUD, Implant, Injectables, Oral Pill and Condom have shown also increasing trend.
- Table 13:** This table shows that among the divisions. Rajshahi had recorded the highest CAR of 81.2%, next Khulna division 80.1%, Rangpur 79.7%, Barisal division 78.6%, Sylhet division 78.5%, Dhaka division 77.9%, and Chittagong division 75.9% in the reporting month August 2017.

Graph-1 shows the division wise CAR for the current month and graph-2 shows the division wise CAR for the current month in comparison with that previous month.

- Table 14:** Shows that 64 districts have achieved CAR level of 70 percent and above where no district has achieved CAR between 60-69 percent and no district has achieved CAR between 0-59 percent in the reporting month August 2017. The graph also shows the same in comparison with previous month.
- Table 15:** List of 485 upazila among the 488, which have achieved CAR 70.0% and above in the reporting month.
- Table 16:** List of 2 upazila which has achieved 60-69% CAR in the reporting month. And 1 upazila has achieved <59% CAR in the reporting month. Graph shows that out of 488 upazila 485 achieved CAR level 70% and above, 2 upazila achieved CAR level 60-69 percent and 1 upazila that achieved CAR level <59 percent in the current month. There are also showing graphical presentation both of July'17 and August'17.
- Table 17:** Shows the dropouts and switch over by method and by division for the month of August'17.
- Table 18:** This table shows the Division-wise comparison of Couples, Contraceptive Acceptors and the Acceptance Rate up to the end of July'17 and August'17. In the reporting month the highest number of Eligible Couples have been reported from Dhaka division, which is 7647965, 2nd highest is Chittagong division, which is 4983481, then Rajshahi, Rangpur, Khulna, Barisal and Sylhet division, which are 4147857, 3561400, 3441022, 1623887 and 1631203 respectively. In case of acceptors Dhaka division has been reported the highest number, which is 5960517 followed by Chittagong division 3780120, Rajshahi division 3369382, Rangpur division 2837893, Khulna division 2755738, Barisal division 1276452 and Sylhet division 1280234.
- Table 19:** Shows the contraceptive method mix by division for the month of August 2017. Rangpur division has contributed the highest rate in Permanent Method 16.0% among its CAR method mix followed by Sylhet division is in 15.9% then Khulna division 15.2% and then Rajshahi 14.2. Chittagong division has recorded 4.8% in IUD which is highest among the other divisions followed by Sylhet 4.5% and Barisal 4.1%. Barisal division has contributed the highest rate in Implant 6.8%, followed by Rangpur division with 5.7, Barisal division has also contributed the highest rate in Injectable 27.3% then Chittagong 22.4 and Rangpur 22.3% in CAR method mix among all the divisions. Dhaka division has recorded the highest rate in Oral Pill 51.7% followed by Rajshahi 49.3%, Rangpur 48.6%. Rajshahi division has recorded the highest rate in Condom 10.5% followed by Khulna and Sylhet division 10.0%. Pie Charts are showing the division wise Method-Mix for the month of August 2017.
- Table 20:** This table shows the performance of MCH and Reproductive Health Services during the month of July and August 2017.
- Table 21:** This table shows the performance of Nutrition Services for the month of July and August 2017 collected by family planning workers.
- Annex A:** Annex- A shows comparative summary key performances since March 2017 to August 2017.
- Annex B:** Performance of RH-EOC of MCWC including MCHTI, MFSTC and FWVTI-Raj for the month of August 2017.
- Annex C:** Performance of Part of the City Corporation Area for the month of August 2017 (partial)
- Annex D:** City Corporation wise Contraceptive Acceptors and Acceptance Rate (CAR) end of the month of August 2017 (partial).
- Annex E:** City Corporation wise MCH Performance for the month of August 2017 (partial).
- Remarks** The achievement of Khulna division is good against their projection in permanent method in the reporting month in comparison with that of other divisions.

Clarification about the information of summary sheet, table-2 and table-3:

Method Specific Acceptors:

In the summary sheet, Method Specific Acceptors is shown based on the field workers (FWA) visit of the reporting month and also the previous month. These are the cumulative figure which includes previous month's acceptors and reporting month's new acceptors collected by the field workers within their working areas.

Contraceptive distribution by Method:

In the summary sheet, Contraceptive Performance by Method is prepared based on the performance and distribution of the reporting month. These figures are actual performance of the reporting month which is not comparable with the information written in method specific acceptors.

Table- 9, Table-10 and Table-11

Performance shows in the table-9 and 10 is the actual performance of the respective month but the new acceptors show in the table-11 is may not be the performance done in the same month. It may happen that the new acceptors accepted method in the previous month but field workers shown that case in the next month due to their rounding schedule. So the performance of table-9, table-10 will not be the comparable with the new acceptor of table-11.

Clarification about the information of MCH and Reproductive Health Services:

- Information shown against 'delivery' which done in MCHTI, MFSTC, MCWCs, UHCs & UH&FWCs. This report is collected through the MIS reporting Form-3. So it is not the whole country's delivery records. This report is absolutely excluding the city corporations.
- Information shown against the 'live births (home)' based on field workers (FWA) report. Live births (clinic) are conducted at different types of clinic (MCH, DH, MCWCs, UHC, UH&FWC, NGO & Private clinics). Field workers visit their units monthly and they submit their report in every month.

Highest and Lowest performing districts in clinical methods

Highest performing districts in the month of August 2017

| Permanent Method | | IUD | | Implant | | Remarks |
|------------------|-----------|------------|-----------|------------|-----------|---------|
| District | Ach. Rate | District | Ach. Rate | District | Ach. Rate | |
| Joipurhat | 115.6 | Faridpur | 162.5 | Faridpur | 321.6 | |
| Dinajpur | 111.2 | Chittagong | 138.1 | Bandarban | 205.4 | |
| Khulna | 98.2 | Nilphamari | 129.6 | Nilphamari | 179.3 | |

Lowest performing districts in the month of August 2017

| Permanent Method | | IUD | | Implant | | Remarks |
|------------------|-----------|------------|-----------|------------|-----------|---------|
| District | Ach. Rate | District | Ach. Rate | District | Ach. Rate | |
| Kurigram | 7.5 | Kushtia | 21.9 | Meherpur | 30.6 | |
| Rangamati | 9.1 | Habiganj | 24.2 | Nawabganj | 36.7 | |
| Khagrachhari | 12.1 | Munshiganj | 24.5 | Munshiganj | 47.0 | |

Congratulations:

We congratulate the districts for their better performance in clinical methods against projections. We hope the officers and staffs who are involved with the activities will continue their better performance in future.

Unsatisfactory Performance:

We are sorry for their unsatisfactory low performance in clinical methods against projections. We hope the officers and staffs are involved with the activities will try to overcome from this type of unsatisfactory performance in future.

Table-1: National Projection, Performance and Achievement Rate of Contraceptive Methods

| Methods | Yearly Projection (2017-18) | Reporting Month | | Jul'17 to Aug'17 | |
|---------------------------|-----------------------------|----------------------|----------------|----------------------|---------------|
| | | Performance (in CYP) | Achi. Rate (%) | Performance (in CYP) | Achi. Rate(%) |
| Permanent Method (Male) | 150000 | 5042 | 40.3 | 10037 | 40.1 |
| Permanent Method (Female) | 180000 | 8270 | 55.1 | 17162 | 57.2 |
| Permanent Method (Total) | 330000 | 13312 | 48.4 | 27199 | 49.5 |
| IUD | 316000 | 19295 | 73.3 | 40556 | 77.0 |
| Implant | 400000 | 37152 | 111.5 | 73117 | 109.7 |
| Injectables | 5120355 | 243775 | 57.1 | 499768 | 58.6 |
| Oral Pill | 10510202 | 527550 | 60.2 | 1066923 | 60.9 |
| Condom | 1886447 | 74149 | 47.2 | 149467 | 47.5 |

Table-2: List of Divisions according to descending order of Achievement Rate against their projections of Clinical Methods for period July 2017 to August 2017

| Sl. No. | Permanent Method (Cases) | | | | IUD (Cases) | | | | Implant (Cases) | | | |
|---------|--------------------------|-------------------|-------------|----------------|-------------|-------------------|-------------|----------------|-----------------|-------------------|-------------|----------------|
| | Division | Yearly Projection | Performance | Achi. Rate (%) | Division | Yearly Projection | Performance | Achi. Rate (%) | Division | Yearly Projection | Performance | Achi. Rate (%) |
| 1 | Khulna | 27322 | 2670 | 58.6 | Chittagong | 61687 | 9187 | 89.4 | Dhaka | 93768 | 20117 | 128.7 |
| 2 | Rajshahi | 35995 | 3384 | 56.4 | Rajshahi | 37979 | 5337 | 84.3 | Rangpur | 59683 | 12796 | 128.6 |
| 3 | Dhaka | 112761 | 10148 | 54.0 | Khulna | 29385 | 3792 | 77.4 | Chittagong | 74462 | 13283 | 107.0 |
| 4 | Rangpur | 43938 | 3290 | 44.9 | Rangpur | 41483 | 5212 | 75.4 | Rajshahi | 62511 | 10892 | 104.5 |
| 5 | Sylhet | 29991 | 2180 | 43.6 | Barisal | 21221 | 2643 | 74.7 | Barisal | 31284 | 5086 | 97.5 |
| 6 | Chittagong | 55778 | 3951 | 42.5 | Dhaka | 106028 | 12519 | 70.8 | Sylhet | 26792 | 4151 | 93.0 |
| 7 | Barisal | 24215 | 1576 | 39.1 | Sylhet | 18217 | 1866 | 61.5 | Khulna | 51500 | 6792 | 79.1 |

Table-3: List of Districts achieved the highest Achievement Rate of Clinical Method against their projections for the period July 2017 to August 2017

| Sl. No. | Permanent Method (Cases) | | | | IUD (Cases) | | | | Implant (Cases) | | | |
|---------|--------------------------|-------------------|-------------|----------------|-------------|-------------------|-------------|----------------|-----------------|-------------------|-------------|----------------|
| | District | Yearly Projection | Performance | Achi. Rate (%) | District | Yearly Projection | Performance | Achi. Rate (%) | District | Yearly Projection | Performance | Achi. Rate (%) |
| 1. | Joipurhat | 1620 | 349 | 129.3 | Comilla | 11867 | 2791 | 141.1 | Faridpur | 4507 | 1729 | 230.2 |
| 2. | Chuadanga | 1652 | 284 | 103.1 | Khulna | 4005 | 868 | 130.0 | Rangpur | 8611 | 2703 | 188.3 |
| 3. | Dinajpur | 4973 | 834 | 100.6 | Joipurhat | 1739 | 371 | 128.0 | Bandarban | 1332 | 398 | 179.3 |

Table-4: List of Districts achieved the lowest Achievement Rate of Clinical Methods against their projections for the period July 2017 to August 2017

| Sl. No. | Permanent Method (Cases) | | | | IUD (Cases) | | | | Implant (Cases) | | | |
|---------|--------------------------|-------------------|-------------|----------------|-------------|-------------------|-------------|----------------|-----------------|-------------------|-------------|----------------|
| | District | Yearly Projection | Performance | Achi. Rate (%) | District | Yearly Projection | Performance | Achi. Rate (%) | District | Yearly Projection | Performance | Achi. Rate (%) |
| 1. | Kurigram | 10016 | 115 | 6.9 | Netrokona | 4500 | 190 | 25.3 | Nawabganj | 6637 | 359 | 32.5 |
| 2. | Rangamati | 1846 | 30 | 9.8 | Kushtia | 2739 | 124 | 27.2 | Laxmipur | 8138 | 739 | 54.5 |
| 3. | Khagrachhari | 4349 | 83 | 11.5 | Laxmipur | 6818 | 363 | 31.9 | Magura | 4000 | 401 | 60.2 |

Table-5: Comparative Statement of contraceptive performance for the period between July to August 2016 and July to August 2017

| Methods | Yearly Projection (2016-2017) | July to August 2016 | | Yearly Projection (2017-2018) | July to August 2017 | | Change of Jul'17 to Aug'17 over Jul'16 to Aug'16 |
|---------------------------|-------------------------------|----------------------|----------------|-------------------------------|----------------------|----------------|--|
| | | Performance (in CYP) | Achi. Rate (%) | | Performance (in CYP) | Achi. Rate (%) | |
| Permanent Method (Male) | 164883 | 10532 | 38.3 | 150000 | 10037 | 40.1 | 1.8 |
| Permanent Method (Female) | 204355 | 15835 | 46.5 | 180000 | 17162 | 57.2 | 10.7 |
| Permanent Method (Total) | 369238 | 26367 | 42.8 | 330000 | 27199 | 49.5 | 6.6 |
| IUD | 348911 | 35959 | 61.8 | 316000 | 40556 | 77.0 | 15.2 |
| Implant | 423674 | 59959 | 84.9 | 400000 | 73117 | 109.7 | 24.8 |
| Injectables | 5072079 | 543261 | 64.3 | 5120355 | 499768 | 58.6 | -5.7 |
| Oral Pill | 10411110 | 1105216 | 63.7 | 10510202 | 1066923 | 60.9 | -2.8 |
| Condom | 1868661 | 156765 | 50.3 | 1886447 | 149467 | 47.5 | -2.8 |

Table-6: Performance & Distribution of Contraceptives by Method for the month of July and August 2017

| Method | Performance | | % Change of Aug'17 over Jul'17 |
|----------------------------------|-------------|----------|--------------------------------|
| | Jul'17 | Aug'17 | |
| Permanent Method (Male, Cases) | 4995 | 5042 | 0.9 |
| Permanent Method (Female, Cases) | 8710 | 8270 | -5.1 |
| Permanent Method (Total, Cases) | 13705 | 13312 | -2.9 |
| I U D (Cases) | 21261 | 19295 | -9.2 |
| Implant (Cases) | 35965 | 37152 | 3.3 |
| Injectables (Doses) | 1023972 | 975100 | -4.8 |
| Oral Pill (Cycles) | 8090581 | 7913257 | -2.2 |
| Condom (Pieces) | 11297769 | 11122354 | -1.6 |

Table :7 Contribution of Government, NGOs and Multisector in respect of Contraceptive Performance during August 2017

| Method | Performance | | | Share of Contribution in Percentage | |
|----------------------------------|-------------|--------------------|----------|-------------------------------------|----------------------|
| | Govt. | NGOs & Multisector | Total | Government | NGOs and Multisector |
| Permanent Method (Male, Cases) | 3444 | 1598 | 5042 | 68.3 | 31.7 |
| Permanent Method (Female, Cases) | 7482 | 788 | 8270 | 90.5 | 9.5 |
| Permanent Method (Cases) | 10926 | 2386 | 13312 | 82.1 | 17.9 |
| IUD (Cases) | 15430 | 3865 | 19295 | 80.0 | 20.0 |
| Implant (Cases) | 31961 | 5191 | 37152 | 86.0 | 14.0 |
| Injectable (Doses) | 760501 | 214599 | 975100 | 78.0 | 22.0 |
| Oral Pill (Cycles) | 6429918 | 1483339 | 7913257 | 81.3 | 18.7 |
| Condom (Pieces) | 7384577 | 3737777 | 11122354 | 66.4 | 33.6 |

Table -8: NGO and Multisector wise Contraceptive Performance for the month of August 2017

| Sl. No. | NGO and Multisector | Oral Pill (Cycle) | Condom (Pieces) | Injectable (Vial) | IUD (Cases) | Implant (Nos.) | Permanent Method (Nos.) | | |
|---------|--|-------------------|-----------------|-------------------|-------------|----------------|-------------------------|------------|------------|
| | | | | | | | Male | Female | Total |
| 1 | Family Planning Association of Bangladesh (FPAB) | 33177 | 37464 | 2173 | 6 | 177 | 18 | 16 | 34 |
| 2 | Marie Stopes Clinic | 7553 | 22999 | 2121 | 249 | 330 | 73 | 57 | 130 |
| 3 | Palli Shisu Foundation (PSF) | 63172 | 121387 | 5513 | 92 | 62 | 28 | 14 | 42 |
| 4 | Shanirvar Bangladesh | 14888 | 15318 | 612 | 5 | 23 | 2 | 1 | 3 |
| 5 | CMH | 646 | 11192 | 109 | 1 | 0 | 0 | 2 | 2 |
| 6 | B.G.B | 241 | 3800 | 1 | 0 | 0 | 0 | 0 | 0 |
| 7 | R. H. Steps | 796 | 2169 | 229 | 6 | 0 | 0 | 0 | 0 |
| 8 | Model Clinic | 71 | 720 | 62 | 4 | 22 | 0 | 8 | 8 |
| 9 | Mohila-O-Shishu Shastha Kallyan Samity | 1228 | 1430 | 1011 | 0 | 0 | 0 | 0 | 0 |
| 10 | Ipas Bangladesh (IPAS) | 16 | 24 | 19 | 2 | 0 | 0 | 0 | 0 |
| 11 | Surjer Hasi Clinic | 31062 | 71520 | 5653 | 8 | 72 | 2 | 11 | 13 |
| 12 | Friend Ship | 2562 | 6246 | 113 | 0 | 8 | 0 | 0 | 0 |
| 13 | Kanchan | 30444 | 52664 | 4033 | 7 | 5 | 0 | 0 | 0 |
| 14 | KMSS | 246 | 818 | 300 | 0 | 0 | 0 | 0 | 0 |
| 15 | Dhaldanga Bohumukhi Samaj Unnayan Sangstha | 16160 | 12100 | 487 | 0 | 0 | 0 | 0 | 0 |
| 16 | Lamb Hospital | 42 | 110 | 76 | 0 | 42 | 1 | 12 | 13 |
| 17 | Dhaldanga Youth Science Club | 8145 | 801 | 301 | 0 | 0 | 0 | 0 | 0 |
| 18 | ESDO | 213 | 120 | 251 | 0 | 0 | 0 | 0 | 0 |
| 19 | Safiuddin Foundation | 912 | 108 | 25 | 0 | 0 | 0 | 0 | 0 |
| 20 | Multi Sector | 318 | 3710 | 18 | 0 | 0 | 0 | 0 | 0 |
| | Rangpur Division | 211892 | 364700 | 23107 | 380 | 741 | 124 | 121 | 245 |
| 1 | Family Planning Association of Bangladesh (FPAB) | 43844 | 120745 | 3844 | 25 | 107 | 4 | 5 | 9 |
| 2 | BAVS | 171 | 2504 | 69 | 2 | 44 | 94 | 20 | 114 |
| 3 | Marie Stopes Clinic | 4346 | 27826 | 2319 | 203 | 283 | 170 | 25 | 195 |
| 4 | Palli Shisu Foundation (PSF) | 25649 | 58746 | 4179 | 56 | 0 | 0 | 1 | 1 |
| 5 | Jatio Tarun Shanga | 14391 | 49140 | 2489 | 20 | 5 | 1 | 2 | 3 |
| 6 | BAMANEH | 32909 | 47849 | 2827 | 37 | 58 | 0 | 13 | 13 |
| 7 | Tilottoma | 17734 | 130583 | 6311 | 38 | 33 | 0 | 16 | 16 |
| 8 | Anonnya Somaj Kallyan Samity | 9948 | 9220 | 410 | 0 | 0 | 0 | 0 | 0 |
| 9 | Shanirvar Bangladesh | 4287 | 6004 | 263 | 6 | 24 | 0 | 0 | 0 |
| 10 | Sromo Kallyan Shangstha | 48 | 144 | 0 | 0 | 0 | 0 | 0 | 0 |
| 11 | B.G.B | 42 | 925 | 2 | 0 | 0 | 0 | 0 | 0 |
| 12 | R. H. Steps | 324 | 3858 | 450 | 22 | 0 | 0 | 0 | 0 |
| 13 | MR CLINIC | 481 | 1820 | 41 | 0 | 0 | 0 | 0 | 0 |
| 14 | Palli Shishu Clinic | 6784 | 9810 | 115 | 11 | 0 | 0 | 0 | 0 |
| 15 | JTS-Gono Unnayan Academy | 22138 | 65684 | 3906 | 11 | 13 | 1 | 6 | 7 |
| 16 | Thangamara | 413 | 2266 | 214 | 6 | 14 | 0 | 5 | 5 |
| 17 | L.D.R.O | 171 | 1800 | 0 | 0 | 0 | 0 | 0 | 0 |
| 18 | Shatho Kallyan Shangstha | 2050 | 8224 | 50 | 0 | 6 | 0 | 2 | 2 |
| 19 | Darpon | 7164 | 7123 | 514 | 4 | 0 | 0 | 0 | 0 |
| 20 | PAURASOVA | 219 | 980 | 66 | 17 | 0 | 0 | 0 | 0 |
| 21 | Ipas Bangladesh (IPAS) | 67 | 80 | 0 | 1 | 2 | 0 | 0 | 0 |
| 22 | Surjer Hasi Clinic | 1885 | 4956 | 574 | 1 | 3 | 0 | 1 | 1 |
| 23 | Population Services & Training Centre (PSTC) | 827 | 15432 | 876 | 0 | 4 | 0 | 5 | 5 |
| 24 | KMSS | 2722 | 55622 | 756 | 2 | 2 | 0 | 3 | 3 |
| 25 | Sornaly | 7318 | 7244 | 549 | 4 | 0 | 0 | 0 | 0 |
| 26 | Chardulai | 2955 | 6888 | 756 | 9 | 8 | 0 | 0 | 0 |
| | Rajshahi Division | 208887 | 645473 | 31580 | 475 | 606 | 270 | 104 | 374 |
| 1 | Family Planning Association of Bangladesh (FPAB) | 37102 | 69447 | 2133 | 10 | 103 | 5 | 2 | 7 |
| 2 | BAVS | 932 | 2252 | 279 | 0 | 2 | 126 | 3 | 129 |
| 3 | Marie Stopes Clinic | 3079 | 15940 | 1898 | 207 | 113 | 10 | 8 | 18 |
| 4 | Palli Shisu Foundation (PSF) | 9257 | 8100 | 613 | 8 | 32 | 0 | 8 | 8 |
| 5 | Paribarik Shastha Clinic | 7501 | 22080 | 1593 | 12 | 41 | 0 | 14 | 14 |
| 6 | Jatio Tarun Shanga | 24135 | 58082 | 4004 | 13 | 27 | 0 | 12 | 12 |
| 7 | BAMANEH | 540 | 1300 | 0 | 0 | 0 | 0 | 0 | 0 |
| 8 | Paribar Kallyan Shangstha (PKS) | 39927 | 165449 | 9016 | 45 | 58 | 0 | 17 | 17 |
| 9 | PSTC | 1670 | 15652 | 864 | 6 | 8 | 0 | 3 | 3 |
| 10 | Sromo Kallyan Shangstha | 186 | 306 | 0 | 0 | 0 | 0 | 0 | 0 |
| 11 | Addin Hospital | 5918 | 6380 | 1999 | 0 | 0 | 0 | 13 | 13 |
| 12 | CMH | 210 | 2400 | 4 | 0 | 0 | 0 | 0 | 0 |
| 13 | BWHC Clinic | 147 | 100 | 90 | 0 | 0 | 0 | 0 | 0 |
| 14 | B.G.B | 69 | 1375 | 4 | 0 | 0 | 0 | 0 | 0 |
| 15 | R. H. Steps | 1593 | 6468 | 214 | 2 | 0 | 0 | 0 | 0 |
| 16 | VPKA | 3782 | 10146 | 1128 | 2 | 8 | 0 | 2 | 2 |
| 17 | CRC | 7375 | 6000 | 662 | 0 | 1 | 1 | 0 | 1 |
| 18 | FAIR FOUNDATION | 2775 | 12888 | 877 | 14 | 2 | 10 | 0 | 10 |
| 19 | Srijonee | 1050 | 7092 | 217 | 1 | 0 | 0 | 0 | 0 |
| 20 | SGS | 6693 | 11544 | 541 | 7 | 45 | 0 | 6 | 6 |
| 21 | Police Hospital | 36 | 3640 | 95 | 0 | 0 | 0 | 0 | 0 |
| 22 | Surjer Hasi Clinic | 9987 | 37500 | 2780 | 10 | 36 | 0 | 4 | 4 |

| Sl. No. | NGO and Multisector | Oral Pill (Cycle) | Condom (Pieces) | Injectable (Vial) | IUD (Cases) | Implant (Nos.) | Permanent Method (Nos.) | | |
|---------|--|-------------------|-----------------|-------------------|-------------|----------------|-------------------------|------------|------------|
| | | | | | | | Male | Female | Total |
| 23 | MANOB SHEBA | 2258 | 4116 | 0 | 0 | 0 | 0 | 0 | 0 |
| 24 | BNS TITUMIR | 3894 | 13300 | 0 | 0 | 0 | 0 | 0 | 0 |
| 25 | Peoples Development Community (PDC) | 7000 | 5810 | 490 | 0 | 0 | 0 | 0 | 0 |
| 26 | Urban Primary Health Care | 607 | 3414 | 486 | 0 | 5 | 0 | 0 | 0 |
| 27 | KMSS | 1845 | 4100 | 548 | 15 | 46 | 0 | 6 | 6 |
| 28 | Ad-din Akij Medical college Hospital | 6 | 130 | 17 | 1 | 0 | 0 | 8 | 8 |
| 29 | Multi Sector | 849 | 2440 | 0 | 0 | 0 | 0 | 0 | 0 |
| | Khulna Division | 180423 | 497451 | 30552 | 353 | 527 | 152 | 106 | 258 |
| 1 | Family Planning Association of Bangladesh (FPAB) | 13319 | 20782 | 1480 | 3 | 26 | 8 | 1 | 9 |
| 2 | BAVS | 132 | 3744 | 27 | 3 | 10 | 125 | 0 | 125 |
| 3 | Marie Stopes Clinic | 897 | 3035 | 293 | 82 | 7 | 19 | 0 | 19 |
| 4 | Paribarik Shastha Clinic | 933 | 2775 | 620 | 0 | 0 | 0 | 0 | 0 |
| 5 | Shanirvar Bangladesh | 21894 | 63802 | 10805 | 51 | 3 | 0 | 0 | 0 |
| 6 | R. H. Steps | 156 | 156 | 7 | 0 | 1 | 0 | 0 | 0 |
| 7 | Surjer Hasi Clinic | 2672 | 7753 | 876 | 4 | 50 | 0 | 0 | 0 |
| 8 | UPHCP | 3296 | 5700 | 437 | 11 | 6 | 0 | 7 | 7 |
| | Barisal Division | 43299 | 107747 | 14545 | 154 | 103 | 152 | 8 | 160 |
| 1 | Family Planning Association of Bangladesh (FPAB) | 50901 | 120876 | 2267 | 31 | 134 | 2 | 6 | 8 |
| 2 | BAVS | 543 | 13368 | 246 | 5 | 67 | 303 | 2 | 305 |
| 3 | Marie Stopes Clinic | 18224 | 84342 | 4756 | 852 | 822 | 315 | 8 | 323 |
| 4 | Jatio Tarun Shanga | 22806 | 86139 | 2775 | 52 | 123 | 4 | 4 | 8 |
| 5 | BAMANEH | 14947 | 55608 | 2281 | 24 | 16 | 0 | 2 | 2 |
| 6 | PSTC | 11113 | 23215 | 3445 | 76 | 169 | 3 | 8 | 11 |
| 7 | Shanirvar Bangladesh | 177613 | 305792 | 15552 | 204 | 193 | 3 | 24 | 27 |
| 8 | BRAC | 2726 | 5670 | 629 | 36 | 33 | 0 | 0 | 0 |
| 9 | Sromo Kallyan Shangstha | 1659 | 5468 | 0 | 0 | 0 | 0 | 0 | 0 |
| 10 | Addin Hospital | 1599 | 50 | 210 | 3 | 7 | 0 | 47 | 47 |
| 11 | BAPSA | 4796 | 17337 | 1098 | 21 | 17 | 0 | 7 | 7 |
| 12 | Radda Barnen | 279 | 4502 | 187 | 2 | 0 | 0 | 0 | 0 |
| 13 | UTPS | 2414 | 2610 | 430 | 15 | 52 | 1 | 8 | 9 |
| 14 | PSKP | 4280 | 21232 | 983 | 30 | 45 | 14 | 1 | 15 |
| 15 | Gono Shastha Kendra | 695 | 9500 | 309 | 0 | 0 | 0 | 0 | 0 |
| 16 | Anirban Sangsad | 504 | 706 | 85 | 0 | 0 | 0 | 0 | 0 |
| 17 | CMH | 393 | 6100 | 38 | 0 | 0 | 0 | 4 | 4 |
| 18 | Spire | 7020 | 3600 | 534 | 3 | 0 | 0 | 0 | 0 |
| 19 | Shimantik | 417 | 1836 | 92 | 0 | 6 | 0 | 0 | 0 |
| 20 | Nagar Unnoyan Somaj Seba Shangstha | 5481 | 3564 | 427 | 10 | 0 | 0 | 0 | 0 |
| 21 | TDH Clinic | 1040 | 3000 | 81 | 2 | 11 | 0 | 0 | 0 |
| 22 | Shakti Foundation | 865 | 3678 | 76 | 0 | 0 | 0 | 0 | 0 |
| 23 | BWHC Clinic | 175 | 2016 | 480 | 1 | 0 | 0 | 0 | 0 |
| 24 | B.G.B | 49 | 1115 | 0 | 0 | 0 | 0 | 0 | 0 |
| 25 | Association in Training & Management (AITAM) | 45 | 372 | 5 | 1 | 0 | 1 | 0 | 1 |
| 26 | Manobik Shahahahajjya Samity | 24 | 500 | 19 | 0 | 0 | 0 | 0 | 0 |
| 27 | R. H. Steps | 1431 | 3900 | 358 | 28 | 30 | 0 | 5 | 5 |
| 28 | Al-Falah Model Clinic | 82 | 152 | 46 | 0 | 0 | 0 | 0 | 0 |
| 29 | VPKA | 20008 | 80700 | 3959 | 21 | 36 | 5 | 3 | 8 |
| 30 | Model Clinic | 604 | 4301 | 34 | 20 | 1 | 0 | 0 | 0 |
| 31 | MMKS | 145 | 780 | 55 | 0 | 0 | 0 | 0 | 0 |
| 32 | VFWA | 2348 | 15204 | 1206 | 18 | 99 | 1 | 5 | 6 |
| 33 | Nari Moytri | 5570 | 12500 | 918 | 28 | 41 | 2 | 8 | 10 |
| 34 | SGS | 21175 | 32254 | 1167 | 19 | 5 | 0 | 2 | 2 |
| 35 | CWFD | 6611 | 19634 | 1554 | 9 | 3 | 0 | 0 | 0 |
| 36 | Krishi Bisho | 72 | 200 | 0 | 0 | 0 | 0 | 0 | 0 |
| 37 | Aid For Poor People | 6261 | 6096 | 505 | 0 | 0 | 0 | 0 | 0 |
| 38 | B G M E | 513 | 1810 | 32 | 0 | 0 | 0 | 0 | 0 |
| 39 | Surjer Hasi Clinic | 66688 | 178343 | 9150 | 101 | 75 | 0 | 10 | 10 |
| 40 | Sayapath Clinic | 8600 | 5900 | 750 | 0 | 0 | 0 | 0 | 0 |
| 41 | Provti S K S Prishad | 6524 | 4081 | 567 | 0 | 0 | 0 | 0 | 0 |
| 42 | KUMUDINI HOSPATIL | 809 | 2140 | 74 | 5 | 16 | 0 | 10 | 10 |
| 43 | Family Welfare Assosiation | 7920 | 7872 | 528 | 0 | 0 | 0 | 0 | 0 |
| 44 | Population Services & Training Centre (PSTC) | 26597 | 80317 | 4000 | 37 | 57 | 0 | 13 | 13 |
| 45 | Faith & Hope | 5197 | 6096 | 464 | 0 | 0 | 0 | 0 | 0 |
| 46 | Jonoseba M&C W Songstha | 1719 | 4512 | 134 | 0 | 0 | 0 | 0 | 0 |
| 47 | KMSS | 1040 | 4500 | 307 | 2 | 2 | 0 | 0 | 0 |
| 48 | Shastha Prokalpo | 9 | 0 | 92 | 0 | 0 | 0 | 8 | 8 |
| 49 | Sazeda Foundation | 323 | 1524 | 103 | 4 | 0 | 0 | 0 | 0 |
| 50 | khulna Mukti Seba | 4815 | 9452 | 319 | 31 | 13 | 0 | 6 | 6 |
| 51 | Sushastha Community Health Care | 6750 | 3672 | 641 | 0 | 0 | 0 | 0 | 0 |
| 52 | Rural Health Development Organization(RHDO) | 30 | 384 | 6 | 0 | 0 | 0 | 0 | 0 |
| 53 | Daridra Paribar Seba Songshta | 15048 | 8760 | 1197 | 0 | 0 | 0 | 0 | 0 |
| 54 | Nagar Sasstho Kendro | 2871 | 25350 | 596 | 13 | 23 | 0 | 0 | 0 |
| 55 | M S F Holland | 289 | 10895 | 269 | 0 | 0 | 0 | 0 | 0 |

| Sl. No. | NGO and Multisector | Oral Pill (Cycle) | Condom (Pieces) | Injectable (Vial) | IUD (Cases) | Implant (Nos.) | Permanent Method (Nos.) | | |
|---------|--|-------------------|-----------------|-------------------|-------------|----------------|-------------------------|------------|-------------|
| | | | | | | | Male | Female | Total |
| 56 | Ucchatar Samaj Unnayan Songtha | 8448 | 3624 | 601 | 0 | 0 | 0 | 0 | 0 |
| 57 | Urban Primary Health Care | 1718 | 7030 | 252 | 7 | 10 | 0 | 3 | 3 |
| 58 | Nahar Health Services | 143 | 360 | 84 | 0 | 0 | 0 | 0 | 0 |
| 59 | Perticipatory Deveolpment Action | 1267 | 5884 | 139 | 0 | 0 | 0 | 0 | 0 |
| 60 | Ahoshania Mission | 3397 | 1745 | 675 | 32 | 56 | 4 | 1 | 5 |
| 61 | Active Social Welfare Society | 462 | 9050 | 240 | 0 | 0 | 0 | 0 | 0 |
| 62 | Grameen Jibonman Unnoyan Songtha | 1005 | 3000 | 100 | 0 | 0 | 0 | 0 | 0 |
| 63 | Ma O Shishu Hitoushi | 11517 | 7140 | 685 | 0 | 0 | 0 | 0 | 0 |
| 64 | MISCS | 6803 | 6456 | 481 | 0 | 0 | 0 | 0 | 0 |
| | Dhaka Division | 585417 | 1357814 | 69293 | 1743 | 2162 | 658 | 195 | 853 |
| 1 | Family Planning Association of Bangladesh (FPAB) | 29621 | 63069 | 1850 | 17 | 77 | 6 | 4 | 10 |
| 2 | BAVS | 186 | 4806 | 21 | 0 | 4 | 75 | 24 | 99 |
| 3 | Concern Women for Family Planning (CWFP) | 3 | 125 | 0 | 0 | 0 | 0 | 0 | 0 |
| 4 | Marie Stopes Clinic | 7651 | 17647 | 1437 | 233 | 366 | 55 | 17 | 72 |
| 5 | Paribarik Shastha Clinic | 2363 | 10366 | 896 | 2 | 0 | 0 | 0 | 0 |
| 6 | BAMANEH | 7699 | 50788 | 1354 | 19 | 1 | 0 | 2 | 2 |
| 7 | Shanirvar Bangladesh | 21128 | 54315 | 2064 | 34 | 14 | 2 | 2 | 4 |
| 8 | BRAC | 360 | 650 | 0 | 0 | 0 | 0 | 0 | 0 |
| 9 | Sromo Kallyan Shangstha | 199 | 300 | 53 | 0 | 0 | 0 | 0 | 0 |
| 10 | BAPSA | 1052 | 2460 | 107 | 1 | 0 | 0 | 0 | 0 |
| 11 | ICDDR,B | 2200 | 4250 | 1686 | 0 | 0 | 0 | 0 | 0 |
| 12 | FDSR | 43462 | 72872 | 6526 | 64 | 61 | 0 | 15 | 15 |
| 13 | CMH | 608 | 8572 | 118 | 0 | 14 | 0 | 21 | 21 |
| 14 | SUPIRAT | 12184 | 72188 | 3193 | 36 | 9 | 2 | 7 | 9 |
| 15 | Proshanti | 3170 | 15212 | 668 | 2 | 0 | 0 | 0 | 0 |
| 16 | Bonophul (PKS) | 168 | 1080 | 60 | 0 | 0 | 0 | 0 | 0 |
| 17 | Niskrity | 4579 | 22558 | 3121 | 8 | 18 | 0 | 0 | 0 |
| 18 | IMAGE | 3430 | 12236 | 1463 | 14 | 38 | 0 | 2 | 2 |
| 19 | Momota | 4157 | 18847 | 1513 | 20 | 87 | 0 | 22 | 22 |
| 20 | SUS | 19620 | 46559 | 1838 | 8 | 0 | 2 | 0 | 2 |
| 21 | B.G.B | 69 | 1420 | 2 | 0 | 0 | 0 | 0 | 0 |
| 22 | R. H. Steps | 2522 | 4372 | 586 | 31 | 0 | 0 | 0 | 0 |
| 23 | Model Clinic | 284 | 2532 | 23 | 4 | 11 | 1 | 17 | 18 |
| 24 | Bandhan | 15841 | 60288 | 2377 | 34 | 11 | 0 | 1 | 1 |
| 25 | Ghasful | 555 | 8400 | 63 | 0 | 0 | 0 | 0 | 0 |
| 26 | Ipas Bangladesh (IPAS) | 6 | 0 | 2 | 0 | 0 | 0 | 0 | 0 |
| 27 | Surjer Hasi Clinic | 6466 | 24320 | 2297 | 28 | 43 | 0 | 0 | 0 |
| 28 | Sayapath Clinic | 1824 | 15836 | 910 | 19 | 29 | 6 | 0 | 6 |
| 29 | B.R.D.B | 309 | 1416 | 74 | 0 | 0 | 0 | 0 | 0 |
| 30 | RTMI | 849 | 2964 | 523 | 0 | 0 | 0 | 0 | 0 |
| 31 | Nagar Matri Sadan | 192 | 648 | 50 | 7 | 6 | 5 | 6 | 11 |
| 32 | Nagar Sastho Kendro | 1701 | 3660 | 421 | 11 | 30 | 0 | 0 | 0 |
| 33 | Urban Primary Health Care | 630 | 1056 | 166 | 6 | 13 | 0 | 0 | 0 |
| 34 | Multi Sector | 1066 | 12224 | 29 | 7 | 0 | 0 | 0 | 0 |
| | Chittagong Division | 196154 | 618036 | 35491 | 605 | 832 | 154 | 140 | 294 |
| 1 | Family Planning Association of Bangladesh (FPAB) | 14329 | 23831 | 2319 | 0 | 57 | 2 | 8 | 10 |
| 2 | BAVS | 24 | 984 | 15 | 0 | 20 | 65 | 30 | 95 |
| 3 | Marie Stopes Clinic | 1098 | 3972 | 193 | 118 | 84 | 21 | 72 | 93 |
| 4 | CMH | 5331 | 12996 | 394 | 0 | 0 | 0 | 0 | 0 |
| 5 | Shimantik | 26882 | 75088 | 3708 | 25 | 48 | 0 | 0 | 0 |
| 6 | BWHC Clinic | 336 | 1490 | 95 | 0 | 0 | 0 | 0 | 0 |
| 7 | Red Crescent Sangstha | 74 | 180 | 15 | 0 | 0 | 0 | 0 | 0 |
| 8 | B.G.B | 171 | 4648 | 0 | 0 | 0 | 0 | 0 | 0 |
| 9 | R. H. Steps | 228 | 1532 | 47 | 1 | 3 | 0 | 0 | 0 |
| 10 | Sylhet Samaj Kallyan Sangatha | 4179 | 8346 | 2543 | 6 | 8 | 0 | 4 | 4 |
| 11 | Surjer Hasi Clinic | 2273 | 9713 | 544 | 3 | 0 | 0 | 0 | 0 |
| 12 | SUPPS | 2268 | 3648 | 148 | 2 | 0 | 0 | 0 | 0 |
| 13 | TIL Welfare Division | 15 | 0 | 0 | 0 | 0 | 0 | 0 | 0 |
| 14 | Govt. Labour Welfare Center | 12 | 20 | 0 | 0 | 0 | 0 | 0 | 0 |
| 15 | RTM MCH Center | 47 | 108 | 10 | 0 | 0 | 0 | 0 | 0 |
| | Sylhet Division | 57267 | 146556 | 10031 | 155 | 220 | 88 | 114 | 202 |
| | Total NGO and Multisectoral Performance | 1483339 | 3737777 | 214599 | 3865 | 5191 | 1598 | 788 | 2386 |

Table -9: District wise Projection, Performance and Achievement Rate of Permanent and Long Acting Methods

| District | Permanent Method (Cases) | | | | | IUD (Cases) | | | | | Implant (Cases) | | | | |
|----------------------|--------------------------|-----------------|---------------|------------------|---------------|-------------------|-----------------|---------------|------------------|---------------|-------------------|-----------------|---------------|------------------|---------------|
| | Yearly Projection | Reporting Month | | Jul'17 to Aug'17 | | Yearly Projection | Reporting Month | | Jul'17 to Aug'17 | | Yearly Projection | Reporting Month | | Jul'17 to Aug'17 | |
| | | Perform. | Achi. Rate(%) | Perform. | Achi. Rate(%) | | Perform. | Achi. Rate(%) | Perform. | Achi. Rate(%) | | Perform. | Achi. Rate(%) | Perform. | Achi. Rate(%) |
| Dinajpur | 4973 | 461 | 111.2 | 834 | 100.6 | 4450 | 414 | 111.6 | 817 | 110.2 | 15000 | 1738 | 139.0 | 2976 | 119.0 |
| Thakurgaon | 2728 | 76 | 33.4 | 172 | 37.8 | 2387 | 78 | 39.2 | 179 | 45.0 | 4500 | 527 | 140.5 | 886 | 118.1 |
| Panchgarh | 3594 | 72 | 24.0 | 128 | 21.4 | 2672 | 127 | 57.0 | 276 | 62.0 | 4300 | 451 | 125.9 | 840 | 117.2 |
| Nilphamari | 2641 | 121 | 55.0 | 225 | 51.1 | 3055 | 330 | 129.6 | 520 | 102.1 | 5000 | 747 | 179.3 | 1316 | 157.9 |
| Rangpur | 7844 | 470 | 71.9 | 947 | 72.4 | 6072 | 458 | 90.5 | 1126 | 111.3 | 8611 | 1092 | 152.2 | 2703 | 188.3 |
| Kurigram | 10016 | 63 | 7.5 | 115 | 6.9 | 9532 | 526 | 66.2 | 822 | 51.7 | 7922 | 604 | 91.5 | 1021 | 77.3 |
| Gaibandha | 8500 | 326 | 46.0 | 668 | 47.2 | 7152 | 471 | 79.0 | 1113 | 93.4 | 6500 | 895 | 165.2 | 1865 | 172.2 |
| Lalmonirhat | 3642 | 98 | 32.3 | 201 | 33.1 | 6163 | 174 | 33.9 | 359 | 35.0 | 7850 | 588 | 89.9 | 1189 | 90.9 |
| Rangpur Div. | 43938 | 1687 | 46.1 | 3290 | 44.9 | 41483 | 2578 | 74.6 | 5212 | 75.4 | 59683 | 6642 | 133.5 | 12796 | 128.6 |
| Bogra | 6575 | 348 | 63.5 | 666 | 60.8 | 6738 | 709 | 126.3 | 1082 | 96.3 | 15000 | 2097 | 167.8 | 3553 | 142.1 |
| Joipurhat | 1620 | 156 | 115.6 | 349 | 129.3 | 1739 | 185 | 127.7 | 371 | 128.0 | 4500 | 579 | 154.4 | 1067 | 142.3 |
| Noagaon | 2847 | 203 | 85.6 | 405 | 85.4 | 3186 | 275 | 103.6 | 542 | 102.1 | 7000 | 671 | 115.0 | 1194 | 102.3 |
| Nawabganj | 3803 | 218 | 68.8 | 392 | 61.8 | 3411 | 106 | 37.3 | 204 | 35.9 | 6637 | 203 | 36.7 | 359 | 32.5 |
| Rajshahi | 6958 | 329 | 56.7 | 621 | 53.5 | 5678 | 255 | 53.9 | 505 | 53.4 | 8000 | 789 | 118.4 | 1352 | 101.4 |
| Natore | 3005 | 149 | 59.5 | 346 | 69.1 | 2937 | 205 | 83.8 | 429 | 87.6 | 6500 | 529 | 97.7 | 1093 | 100.9 |
| Pabna | 5963 | 186 | 37.4 | 381 | 38.3 | 7649 | 529 | 83.0 | 1023 | 80.2 | 8374 | 512 | 73.4 | 1080 | 77.4 |
| Serajganj | 5224 | 113 | 26.0 | 224 | 25.7 | 6641 | 563 | 101.7 | 1181 | 106.7 | 6500 | 598 | 110.4 | 1194 | 110.2 |
| Rajshahi Div. | 35995 | 1702 | 56.7 | 3384 | 56.4 | 37979 | 2827 | 89.3 | 5337 | 84.3 | 62511 | 5978 | 114.8 | 10892 | 104.5 |
| Kushtia | 2306 | 126 | 65.6 | 251 | 65.3 | 2739 | 50 | 21.9 | 124 | 27.2 | 4000 | 203 | 60.9 | 431 | 64.7 |
| Meherpur | 1810 | 57 | 37.8 | 113 | 37.5 | 1160 | 52 | 53.8 | 104 | 53.8 | 2000 | 51 | 30.6 | 204 | 61.2 |
| Chuadanga | 1652 | 131 | 95.2 | 284 | 103.1 | 1945 | 122 | 75.3 | 248 | 76.5 | 3000 | 337 | 134.8 | 628 | 125.6 |
| Jhenaidaha | 1873 | 120 | 76.9 | 234 | 75.0 | 3457 | 336 | 116.6 | 562 | 97.5 | 5500 | 383 | 83.6 | 772 | 84.2 |
| Magura | 3000 | 99 | 39.6 | 175 | 35.0 | 1438 | 83 | 69.3 | 158 | 65.9 | 4000 | 198 | 59.4 | 401 | 60.2 |
| Narail | 2200 | 47 | 25.6 | 91 | 24.8 | 830 | 66 | 95.4 | 128 | 92.5 | 2000 | 117 | 70.2 | 253 | 75.9 |
| Jessore | 4662 | 148 | 38.1 | 350 | 45.0 | 6537 | 407 | 74.7 | 899 | 82.5 | 10000 | 688 | 82.6 | 1510 | 90.6 |
| Khulna | 3765 | 308 | 98.2 | 615 | 98.0 | 4005 | 425 | 127.3 | 868 | 130.0 | 10000 | 731 | 87.7 | 1306 | 78.4 |
| Bagerhat | 2223 | 159 | 85.8 | 289 | 78.0 | 3071 | 180 | 70.3 | 392 | 76.6 | 5000 | 311 | 74.6 | 556 | 66.7 |
| Satkhira | 3831 | 152 | 47.6 | 268 | 42.0 | 4203 | 180 | 51.4 | 309 | 44.1 | 6000 | 377 | 75.4 | 731 | 73.1 |
| Khulna Div. | 27322 | 1347 | 59.2 | 2670 | 58.6 | 29385 | 1901 | 77.6 | 3792 | 77.4 | 51500 | 3396 | 79.1 | 6792 | 79.1 |
| Barguna | 2770 | 164 | 71.0 | 297 | 64.3 | 3410 | 141 | 49.6 | 281 | 49.4 | 4000 | 570 | 171.0 | 917 | 137.6 |
| Patuakhali | 4171 | 170 | 48.9 | 368 | 52.9 | 3535 | 245 | 83.2 | 423 | 71.8 | 6000 | 505 | 101.0 | 897 | 89.7 |
| Barisal | 3936 | 216 | 65.9 | 480 | 73.2 | 3729 | 238 | 76.6 | 663 | 106.7 | 7000 | 554 | 95.0 | 1296 | 111.1 |
| Jhalakati | 2454 | 29 | 14.2 | 47 | 11.5 | 942 | 41 | 52.2 | 88 | 56.1 | 2500 | 162 | 77.8 | 331 | 79.4 |
| Bhola | 9384 | 132 | 16.9 | 241 | 15.4 | 6605 | 294 | 53.4 | 758 | 68.9 | 8284 | 543 | 78.7 | 1096 | 79.4 |
| Pirojpur | 1500 | 64 | 51.2 | 143 | 57.2 | 3000 | 221 | 88.4 | 430 | 86.0 | 3500 | 304 | 104.2 | 549 | 94.1 |
| Barisal Div. | 24215 | 775 | 38.4 | 1576 | 39.1 | 21221 | 1180 | 66.7 | 2643 | 74.7 | 31284 | 2638 | 101.2 | 5086 | 97.5 |

| District | Permanent Method (Cases) | | | | | IUD (Cases) | | | | | Implant (Cases) | | | | |
|------------------------|--------------------------|-----------------|---------------|------------------|---------------|-------------------|-----------------|---------------|------------------|---------------|-------------------|-----------------|---------------|------------------|---------------|
| | Yearly Projection | Reporting Month | | Jul'17 to Aug'17 | | Yearly Projection | Reporting Month | | Jul'17 to Aug'17 | | Yearly Projection | Reporting Month | | Jul'17 to Aug'17 | |
| | | Perform. | Achi. Rate(%) | Perform. | Achi. Rate(%) | | Perform. | Achi. Rate(%) | Perform. | Achi. Rate(%) | | Perform. | Achi. Rate(%) | Perform. | Achi. Rate(%) |
| Gopalganj | 4646 | 295 | 76.2 | 615 | 79.4 | 3884 | 209 | 64.6 | 362 | 55.9 | 3000 | 303 | 121.2 | 514 | 102.8 |
| Madaripur | 3458 | 65 | 22.6 | 140 | 24.3 | 3433 | 198 | 69.2 | 462 | 80.7 | 2594 | 349 | 161.4 | 711 | 164.5 |
| Shariatpur | 3257 | 89 | 32.8 | 162 | 29.8 | 2842 | 193 | 81.5 | 386 | 81.5 | 2593 | 219 | 101.3 | 406 | 93.9 |
| Faridpur | 4841 | 332 | 82.3 | 580 | 71.9 | 3898 | 528 | 162.5 | 806 | 124.1 | 4507 | 1208 | 321.6 | 1729 | 230.2 |
| Rajbari | 3584 | 109 | 36.5 | 230 | 38.5 | 3980 | 252 | 76.0 | 485 | 73.1 | 3357 | 476 | 170.2 | 932 | 166.6 |
| Dhaka | 19733 | 1344 | 81.7 | 2654 | 80.7 | 14219 | 1111 | 93.8 | 2623 | 110.7 | 10000 | 1188 | 142.6 | 2629 | 157.7 |
| Gazipur | 4970 | 208 | 50.2 | 407 | 49.1 | 5000 | 506 | 121.4 | 959 | 115.1 | 4885 | 595 | 146.2 | 1273 | 156.4 |
| Munshiganj | 5000 | 95 | 22.8 | 220 | 26.4 | 6277 | 128 | 24.5 | 445 | 42.5 | 5000 | 196 | 47.0 | 579 | 69.5 |
| Narayanganj | 8860 | 415 | 56.2 | 910 | 61.6 | 10174 | 374 | 44.1 | 795 | 46.9 | 6000 | 542 | 108.4 | 1193 | 119.3 |
| Narshingdi | 6072 | 270 | 53.4 | 553 | 54.6 | 5137 | 393 | 91.8 | 834 | 97.4 | 6000 | 324 | 64.8 | 686 | 68.6 |
| Manikganj | 7064 | 530 | 90.0 | 885 | 75.2 | 3376 | 147 | 52.3 | 292 | 51.9 | 4191 | 234 | 67.0 | 547 | 78.3 |
| Tangail | 8652 | 338 | 46.9 | 685 | 47.5 | 11178 | 563 | 60.4 | 1141 | 61.2 | 8268 | 873 | 126.7 | 1801 | 130.7 |
| Jamalpur | 4397 | 83 | 22.7 | 219 | 29.9 | 5619 | 368 | 78.6 | 772 | 82.4 | 5899 | 496 | 100.9 | 1067 | 108.5 |
| Sherpur | 2568 | 65 | 30.4 | 122 | 28.5 | 2479 | 101 | 48.9 | 218 | 52.8 | 4306 | 540 | 150.5 | 810 | 112.9 |
| Mymensingh | 14601 | 317 | 26.1 | 649 | 26.7 | 14129 | 533 | 45.3 | 1085 | 46.1 | 10000 | 1136 | 136.3 | 2308 | 138.5 |
| Kishoreganj | 8202 | 368 | 53.8 | 800 | 58.5 | 5903 | 316 | 64.2 | 664 | 67.5 | 5983 | 812 | 162.9 | 1737 | 174.2 |
| Netrokona | 2856 | 155 | 65.1 | 317 | 66.6 | 4500 | 95 | 25.3 | 190 | 25.3 | 7185 | 624 | 104.2 | 1195 | 99.8 |
| Dhaka Div. | 112761 | 5078 | 54.0 | 10148 | 54.0 | 106028 | 6015 | 68.1 | 12519 | 70.8 | 93768 | 10115 | 129.4 | 20117 | 128.7 |
| B. Baria | 3628 | 170 | 56.2 | 367 | 60.7 | 5043 | 476 | 113.3 | 767 | 91.3 | 6281 | 919 | 175.6 | 1435 | 137.1 |
| Comilla | 8469 | 410 | 58.1 | 1199 | 84.9 | 11867 | 723 | 73.1 | 2791 | 141.1 | 11327 | 774 | 82.0 | 2380 | 126.1 |
| Chandpur | 3938 | 127 | 38.7 | 331 | 50.4 | 4683 | 244 | 62.5 | 494 | 63.3 | 6090 | 419 | 82.6 | 894 | 88.1 |
| Feni | 2777 | 89 | 38.5 | 178 | 38.5 | 3067 | 239 | 93.5 | 570 | 111.5 | 3141 | 349 | 133.3 | 674 | 128.7 |
| Noakhali | 9558 | 147 | 18.5 | 385 | 24.2 | 7403 | 292 | 47.3 | 754 | 61.1 | 8481 | 602 | 85.2 | 1470 | 104.0 |
| Laxmipur | 5175 | 96 | 22.3 | 172 | 19.9 | 6818 | 175 | 30.8 | 363 | 31.9 | 8138 | 340 | 50.1 | 739 | 54.5 |
| Chittagong | 8662 | 389 | 53.9 | 688 | 47.7 | 11038 | 1270 | 138.1 | 2241 | 121.8 | 15559 | 1829 | 141.1 | 3064 | 118.2 |
| Cox's Bazar | 6083 | 225 | 44.4 | 455 | 44.9 | 7480 | 315 | 50.5 | 721 | 57.8 | 9882 | 703 | 85.4 | 1433 | 87.0 |
| Rangamati | 1846 | 14 | 9.1 | 30 | 9.8 | 1126 | 72 | 76.7 | 141 | 75.1 | 2500 | 225 | 108.0 | 451 | 108.2 |
| Khagrachhari | 4349 | 44 | 12.1 | 83 | 11.5 | 1929 | 69 | 42.9 | 168 | 52.3 | 1731 | 193 | 133.8 | 345 | 119.6 |
| Bandarban | 1293 | 29 | 26.9 | 63 | 29.2 | 1233 | 85 | 82.7 | 177 | 86.1 | 1332 | 228 | 205.4 | 398 | 179.3 |
| Chittagong Div. | 55778 | 1740 | 37.4 | 3951 | 42.5 | 61687 | 3960 | 77.0 | 9187 | 89.4 | 74462 | 6581 | 106.1 | 13283 | 107.0 |
| Sylhet | 8439 | 411 | 58.4 | 817 | 58.1 | 3849 | 338 | 105.4 | 700 | 109.1 | 7500 | 765 | 122.4 | 1646 | 131.7 |
| Habiganj | 6650 | 154 | 27.8 | 490 | 44.2 | 5196 | 105 | 24.2 | 313 | 36.1 | 6292 | 279 | 53.2 | 905 | 86.3 |
| Moulavibazar | 3484 | 158 | 54.4 | 317 | 54.6 | 3014 | 166 | 66.1 | 355 | 70.7 | 5000 | 302 | 72.5 | 708 | 85.0 |
| Sunamganj | 11418 | 260 | 27.3 | 556 | 29.2 | 6158 | 225 | 43.8 | 498 | 48.5 | 8000 | 456 | 68.4 | 892 | 66.9 |
| Sylhet Div. | 29991 | 983 | 39.3 | 2180 | 43.6 | 18217 | 834 | 54.9 | 1866 | 61.5 | 26792 | 1802 | 80.7 | 4151 | 93.0 |
| National | 330000 | 13312 | 48.4 | 27199 | 49.5 | 316000 | 19295 | 73.3 | 40556 | 77.0 | 400000 | 37152 | 111.5 | 73117 | 109.7 |

Table-10: District wise Projection, Performance and Achievement Rate of Short Acting Methods

| District | Injectables | | | | | Oral Pill | | | | | Condom | | | | |
|----------------------|-------------------|-------------------|----------------|------------------|---------------|-------------------|-------------------|----------------|------------------|---------------|-------------------|-------------------|----------------|------------------|---------------|
| | Yearly Projection | Reporting Month | | Jul'17 to Aug'17 | | Yearly Projection | Reporting Month | | Jul'17 to Aug'17 | | Yearly Projection | Reporting Month | | Jul'17 to Aug'17 | |
| | | Perform. (in CYP) | Achi. Rate (%) | Perform. | Achi. Rate(%) | | Perform. (in CYP) | Achi. Rate (%) | Perform. | Achi. Rate(%) | | Perform. (in CYP) | Achi. Rate (%) | Perform. | Achi. Rate(%) |
| Dinajpur | 123750 | 4151 | 40.2 | 8877 | 43.0 | 254014 | 11930 | 56.4 | 24442 | 57.7 | 45592 | 850 | 22.4 | 1809 | 23.8 |
| Thakurgaon | 55624 | 3271 | 70.6 | 6712 | 72.4 | 114176 | 5682 | 59.7 | 11608 | 61.0 | 20493 | 273 | 16.0 | 558 | 16.3 |
| Panchgarh | 42451 | 2335 | 66.0 | 4996 | 70.6 | 87137 | 6010 | 82.8 | 12052 | 83.0 | 15640 | 324 | 24.8 | 660 | 25.3 |
| Nilphamari | 77550 | 3834 | 59.3 | 8265 | 63.9 | 159182 | 9240 | 69.7 | 18615 | 70.2 | 28571 | 577 | 24.2 | 1198 | 25.2 |
| Rangpur | 120760 | 6832 | 67.9 | 14227 | 70.7 | 247875 | 14163 | 68.6 | 28475 | 68.9 | 44490 | 1141 | 30.8 | 2378 | 32.1 |
| Kurigram | 99547 | 5574 | 67.2 | 12350 | 74.4 | 204333 | 13650 | 80.2 | 27272 | 80.1 | 36675 | 1247 | 40.8 | 2497 | 40.9 |
| Gaibandha | 102698 | 5198 | 60.7 | 12104 | 70.7 | 210801 | 13049 | 74.3 | 27143 | 77.3 | 37836 | 1237 | 39.2 | 2597 | 41.2 |
| Lalmonirhat | 52549 | 2838 | 64.8 | 6022 | 68.8 | 107864 | 5266 | 58.6 | 10670 | 59.4 | 19360 | 341 | 21.1 | 714 | 22.1 |
| Rangpur Div. | 674930 | 34033 | 60.5 | 73552 | 65.4 | 1385383 | 78989 | 68.4 | 160276 | 69.4 | 248658 | 5990 | 28.9 | 12411 | 29.9 |
| Bogra | 144867 | 5137 | 42.6 | 10736 | 44.5 | 297359 | 13095 | 52.8 | 26059 | 52.6 | 53372 | 2252 | 50.6 | 4177 | 47.0 |
| Joipurhat | 39599 | 890 | 27.0 | 1909 | 28.9 | 81283 | 2981 | 44.0 | 6153 | 45.4 | 14589 | 399 | 32.9 | 822 | 33.8 |
| Noagaon | 110854 | 2582 | 28.0 | 5643 | 30.5 | 227543 | 11775 | 62.1 | 23733 | 62.6 | 40841 | 1166 | 34.3 | 2358 | 34.6 |
| Nawabganj | 69484 | 2819 | 48.7 | 5422 | 46.8 | 142625 | 4752 | 40.0 | 9620 | 40.5 | 25599 | 875 | 41.0 | 1765 | 41.4 |
| Rajshahi | 114769 | 5383 | 56.3 | 10744 | 56.2 | 235579 | 9651 | 49.2 | 19603 | 49.9 | 42283 | 2644 | 75.0 | 5349 | 75.9 |
| Natore | 76999 | 2741 | 42.7 | 5552 | 43.3 | 158051 | 7217 | 54.8 | 15071 | 57.2 | 28368 | 1313 | 55.5 | 2622 | 55.5 |
| Pabna | 110128 | 5188 | 56.5 | 10531 | 57.4 | 226051 | 12043 | 63.9 | 24521 | 65.1 | 40573 | 1562 | 46.2 | 3138 | 46.4 |
| Serajganj | 120000 | 6831 | 68.3 | 13889 | 69.4 | 246315 | 13554 | 66.0 | 27332 | 66.6 | 44210 | 2335 | 63.4 | 4693 | 63.7 |
| Rajshahi Div. | 786700 | 31571 | 48.2 | 64425 | 49.1 | 1614805 | 75069 | 55.8 | 152091 | 56.5 | 289837 | 12545 | 51.9 | 24924 | 51.6 |
| Kushtia | 87146 | 4198 | 57.8 | 8513 | 58.6 | 178878 | 6644 | 44.6 | 13378 | 44.9 | 32106 | 1249 | 46.7 | 2472 | 46.2 |
| Meherpur | 30569 | 2371 | 93.1 | 4799 | 94.2 | 62748 | 1990 | 38.1 | 4132 | 39.5 | 11262 | 492 | 52.4 | 964 | 51.4 |
| Chuadanga | 48557 | 3289 | 81.3 | 6489 | 80.2 | 99669 | 3742 | 45.1 | 7458 | 44.9 | 17889 | 631 | 42.3 | 1234 | 41.4 |
| Jhenaidaha | 73197 | 3913 | 64.2 | 7130 | 58.4 | 150246 | 6592 | 52.7 | 13440 | 53.7 | 26967 | 822 | 36.6 | 1644 | 36.6 |
| Magura | 35913 | 1343 | 44.9 | 2705 | 45.2 | 73717 | 3897 | 63.4 | 7731 | 62.9 | 13231 | 338 | 30.7 | 673 | 30.5 |
| Narail | 29099 | 1187 | 48.9 | 2337 | 48.2 | 59730 | 3034 | 60.9 | 6189 | 62.2 | 10721 | 498 | 55.8 | 980 | 54.8 |
| Jessore | 115194 | 7000 | 72.9 | 14753 | 76.8 | 236450 | 10077 | 51.1 | 19897 | 50.5 | 42440 | 1783 | 50.4 | 3604 | 50.9 |
| Khulna | 93366 | 4058 | 52.1 | 8149 | 52.4 | 191647 | 10561 | 66.1 | 21615 | 67.7 | 34398 | 2166 | 75.6 | 4526 | 79.0 |
| Bagerhat | 57785 | 2491 | 51.7 | 5103 | 53.0 | 118610 | 6876 | 69.6 | 14885 | 75.3 | 21289 | 1045 | 58.9 | 2133 | 60.1 |
| Satkhira | 81840 | 3345 | 49.0 | 6660 | 48.8 | 167988 | 8031 | 57.4 | 16459 | 58.8 | 30152 | 1158 | 46.1 | 2311 | 46.0 |
| Khulna Div. | 652667 | 33193 | 61.0 | 66637 | 61.3 | 1339684 | 61444 | 55.0 | 125185 | 56.1 | 240456 | 10183 | 50.8 | 20542 | 51.3 |
| Barguna | 37158 | 2121 | 68.5 | 4236 | 68.4 | 76271 | 3540 | 55.7 | 6980 | 54.9 | 13690 | 252 | 22.1 | 481 | 21.1 |
| Patuakhali | 63950 | 3681 | 69.1 | 7365 | 69.1 | 131267 | 5385 | 49.2 | 11177 | 51.1 | 23561 | 428 | 21.8 | 841 | 21.4 |
| Barisal | 79240 | 4380 | 66.3 | 8768 | 66.4 | 162650 | 7761 | 57.3 | 15867 | 58.5 | 29194 | 853 | 35.1 | 1769 | 36.4 |
| Jhalakati | 21560 | 954 | 53.1 | 1910 | 53.2 | 44255 | 1873 | 50.8 | 3758 | 50.9 | 7943 | 218 | 32.9 | 449 | 33.9 |
| Bhola | 68471 | 8127 | 142.4 | 16440 | 144.1 | 140546 | 4581 | 39.1 | 9381 | 40.1 | 25226 | 685 | 32.6 | 1415 | 33.7 |
| Pirojpur | 37639 | 1827 | 58.2 | 3587 | 57.2 | 77259 | 4406 | 68.4 | 8864 | 68.8 | 13867 | 463 | 40.1 | 927 | 40.1 |
| Barisal Div. | 308019 | 21089 | 82.2 | 42306 | 82.4 | 632249 | 27546 | 52.3 | 56028 | 53.2 | 113481 | 2898 | 30.6 | 5883 | 31.1 |

| District | Injectables | | | | | Oral Pill | | | | | Condom | | | | |
|------------------------|-------------------|-------------------|----------------|------------------|---------------|-------------------|-------------------|----------------|------------------|---------------|-------------------|-------------------|----------------|------------------|---------------|
| | Yearly Projection | Reporting Month | | Jul'17 to Aug'17 | | Yearly Projection | Reporting Month | | Jul'17 to Aug'17 | | Yearly Projection | Reporting Month | | Jul'17 to Aug'17 | |
| | | Perform. (in CYP) | Achi. Rate (%) | Perform. | Achi. Rate(%) | | Perform. (in CYP) | Achi. Rate (%) | Perform. | Achi. Rate(%) | | Perform. (in CYP) | Achi. Rate (%) | Perform. | Achi. Rate(%) |
| Gopalganj | 43320 | 1480 | 41.0 | 2944 | 40.8 | 88920 | 6026 | 81.3 | 12268 | 82.8 | 15960 | 798 | 60.0 | 1568 | 59.0 |
| Madaripur | 43700 | 2398 | 65.8 | 5022 | 68.9 | 89700 | 5404 | 72.3 | 11037 | 73.8 | 16100 | 557 | 41.5 | 1144 | 42.6 |
| Shariatpur | 40994 | 1474 | 43.1 | 2942 | 43.1 | 84146 | 3653 | 52.1 | 7497 | 53.5 | 15103 | 504 | 40.1 | 1013 | 40.2 |
| Faridpur | 73740 | 2491 | 40.5 | 5032 | 40.9 | 151361 | 7454 | 59.1 | 14733 | 58.4 | 27167 | 1343 | 59.3 | 2727 | 60.2 |
| Rajbari | 43506 | 2035 | 56.1 | 4168 | 57.5 | 89302 | 4193 | 56.3 | 8466 | 56.9 | 16029 | 839 | 62.8 | 1694 | 63.4 |
| Dhaka | 145105 | 11320 | 93.6 | 22359 | 92.5 | 297847 | 23758 | 95.7 | 47854 | 96.4 | 53460 | 4467 | 100.3 | 9331 | 104.7 |
| Gazipur | 82358 | 2589 | 37.7 | 5251 | 38.3 | 169051 | 9644 | 68.5 | 19315 | 68.6 | 30343 | 1811 | 71.6 | 3612 | 71.4 |
| Munshiganj | 55744 | 1995 | 42.9 | 3708 | 39.9 | 114423 | 5768 | 60.5 | 10866 | 57.0 | 20537 | 927 | 54.1 | 1664 | 48.6 |
| Narayanganj | 98186 | 4795 | 58.6 | 10039 | 61.3 | 201539 | 10777 | 64.2 | 21716 | 64.7 | 36174 | 1826 | 60.6 | 3778 | 62.7 |
| Narshingdi | 79893 | 4888 | 73.4 | 11397 | 85.6 | 163991 | 7958 | 58.2 | 16342 | 59.8 | 29434 | 1289 | 52.6 | 2637 | 53.8 |
| Manikganj | 58146 | 2048 | 42.3 | 4226 | 43.6 | 119352 | 5048 | 50.8 | 10147 | 51.0 | 21422 | 984 | 55.1 | 1967 | 55.1 |
| Tangail | 158508 | 6811 | 51.6 | 13836 | 52.4 | 325359 | 19695 | 72.6 | 39766 | 73.3 | 58398 | 2430 | 49.9 | 4816 | 49.5 |
| Jamalpur | 90806 | 4346 | 57.4 | 8965 | 59.2 | 186392 | 10346 | 66.6 | 21189 | 68.2 | 33455 | 1471 | 52.7 | 3032 | 54.4 |
| Sherpur | 59224 | 3408 | 69.0 | 7119 | 72.1 | 121566 | 6628 | 65.4 | 13376 | 66.0 | 21819 | 776 | 42.7 | 1539 | 42.3 |
| Mymensingh | 195217 | 6442 | 39.6 | 13134 | 40.4 | 400709 | 29806 | 89.3 | 60636 | 90.8 | 71922 | 2351 | 39.2 | 4866 | 40.6 |
| Kishoreganj | 102036 | 4125 | 48.5 | 8410 | 49.5 | 209443 | 14746 | 84.5 | 29506 | 84.5 | 37592 | 1836 | 58.6 | 3690 | 58.9 |
| Netrokona | 78846 | 3296 | 50.2 | 6678 | 50.8 | 161842 | 11221 | 83.2 | 22274 | 82.6 | 29049 | 953 | 39.4 | 1951 | 40.3 |
| Dhaka Div. | 1449331 | 65937 | 54.6 | 135227 | 56.0 | 2974943 | 182126 | 73.5 | 366989 | 74.0 | 533964 | 25163 | 56.5 | 51030 | 57.3 |
| B. Baria | 98934 | 4460 | 54.1 | 8924 | 54.1 | 203074 | 7458 | 44.1 | 14819 | 43.8 | 36449 | 1769 | 58.2 | 3517 | 57.9 |
| Comilla | 204505 | 8676 | 50.9 | 18022 | 52.9 | 419773 | 15214 | 43.5 | 30589 | 43.7 | 75344 | 2815 | 44.8 | 5665 | 45.1 |
| Chandpur | 88501 | 4495 | 61.0 | 9335 | 63.3 | 181661 | 5898 | 39.0 | 11919 | 39.4 | 32606 | 783 | 28.8 | 1595 | 29.4 |
| Feni | 51485 | 2448 | 57.1 | 5184 | 60.4 | 105679 | 4061 | 46.1 | 8089 | 45.9 | 18968 | 895 | 56.6 | 1728 | 54.7 |
| Noakhali | 108069 | 4267 | 47.4 | 8486 | 47.1 | 221827 | 6532 | 35.3 | 13191 | 35.7 | 39815 | 1076 | 32.4 | 2133 | 32.1 |
| Laxmipur | 62765 | 2566 | 49.0 | 6007 | 57.4 | 128833 | 3247 | 30.2 | 6521 | 30.4 | 23124 | 395 | 20.5 | 737 | 19.1 |
| Chittagong | 196492 | 8649 | 52.8 | 17201 | 52.5 | 403326 | 16027 | 47.7 | 32268 | 48.0 | 72392 | 2755 | 45.7 | 5550 | 46.0 |
| Cox's Bazar | 76120 | 5978 | 94.2 | 11822 | 93.2 | 156246 | 6969 | 53.5 | 13951 | 53.6 | 28044 | 829 | 35.5 | 1635 | 35.0 |
| Rangamati | 18859 | 913 | 58.1 | 1821 | 57.9 | 38710 | 2608 | 80.9 | 5215 | 80.8 | 6948 | 374 | 64.6 | 737 | 63.6 |
| Khagrachhari | 20798 | 1175 | 67.8 | 2316 | 66.8 | 42691 | 2762 | 77.6 | 5534 | 77.8 | 7662 | 280 | 43.9 | 576 | 45.1 |
| Bandarban | 13058 | 774 | 71.2 | 1590 | 73.1 | 26804 | 1481 | 66.3 | 2996 | 67.1 | 4811 | 185 | 46.2 | 368 | 46.0 |
| Chittagong Div. | 939586 | 44402 | 56.7 | 90707 | 57.9 | 1928623 | 72259 | 45.0 | 145092 | 45.1 | 346163 | 12156 | 42.1 | 24242 | 42.0 |
| Sylhet | 98257 | 6846 | 83.6 | 13646 | 83.3 | 201685 | 10703 | 63.7 | 21901 | 65.2 | 36200 | 2863 | 94.9 | 5643 | 93.5 |
| Habiganj | 73494 | 1679 | 27.4 | 3323 | 27.1 | 150855 | 6382 | 50.8 | 12874 | 51.2 | 27077 | 608 | 27.0 | 1216 | 27.0 |
| Moulavibazar | 62935 | 2455 | 46.8 | 4852 | 46.3 | 129182 | 5369 | 49.9 | 10670 | 49.6 | 23187 | 617 | 31.9 | 1264 | 32.7 |
| Sunamganj | 74438 | 2571 | 41.4 | 5094 | 41.1 | 152793 | 7664 | 60.2 | 15817 | 62.1 | 27424 | 1127 | 49.3 | 2312 | 50.6 |
| Sylhet Div. | 309123 | 13551 | 52.6 | 26914 | 52.2 | 634516 | 30118 | 57.0 | 61262 | 57.9 | 113887 | 5215 | 55.0 | 10436 | 55.0 |
| National | 5120355 | 243775 | 57.1 | 499768 | 58.6 | 10510202 | 527550 | 60.2 | 1066923 | 60.9 | 1886447 | 74149 | 47.2 | 149467 | 47.5 |

Table -11: Method wise Old Users, New Users, Dropout and CAR by District at the end of August 2017

| Name of District | Total E. Couple | Oral Pill | | | | | Condom | | | | | Injectable | | | | |
|------------------|-----------------|----------------|--------------|----------------|-------------|-------------|---------------|-------------|---------------|-------------|-------------|---------------|-------------|---------------|-------------|-------------|
| | | Old | New | Total | Dropout | | Old | New | Total | Dropout | | Old | New | Total | Dropout | |
| | | | | | No Method | Switch Over | | | | No Method | Switch Over | | | | No Method | Switch Over |
| Dinajpur | 652789 | 258254 | 2622 | 260876 | 1118 | 1127 | 29006 | 630 | 29636 | 283 | 236 | 76440 | 1076 | 77516 | 438 | 699 |
| Thakurgaon | 293911 | 110437 | 1862 | 112299 | 786 | 653 | 8703 | 326 | 9029 | 141 | 139 | 58574 | 925 | 59499 | 462 | 572 |
| Panchgarh | 224159 | 93863 | 1675 | 95538 | 605 | 530 | 6867 | 274 | 7141 | 86 | 73 | 37516 | 656 | 38172 | 457 | 607 |
| Nilphamari | 409172 | 160955 | 1707 | 162662 | 931 | 880 | 12154 | 416 | 12570 | 182 | 192 | 72636 | 1102 | 73738 | 523 | 580 |
| Rangpur | 637023 | 234126 | 4273 | 238399 | 1728 | 1633 | 26788 | 999 | 27787 | 333 | 416 | 110243 | 1752 | 111995 | 951 | 2399 |
| Kurigram | 524784 | 195642 | 2749 | 198391 | 1538 | 1291 | 20261 | 1063 | 21324 | 417 | 404 | 111341 | 1635 | 112976 | 1276 | 1113 |
| Gaibandha | 542356 | 209277 | 4226 | 213503 | 2055 | 1423 | 26104 | 1157 | 27261 | 516 | 517 | 96147 | 1776 | 97923 | 1223 | 1416 |
| Lalmonirhat | 277206 | 95524 | 1568 | 97092 | 675 | 481 | 9471 | 390 | 9861 | 74 | 66 | 60900 | 651 | 61551 | 418 | 634 |
| Rangpur | 3561400 | 1358078 | 20682 | 1378760 | 9436 | 8018 | 139354 | 5255 | 144609 | 2032 | 2043 | 623797 | 9573 | 633370 | 5748 | 8020 |
| Bogra | 763610 | 317530 | 3750 | 321280 | 2101 | 1390 | 56045 | 1457 | 57502 | 802 | 433 | 106616 | 1360 | 107976 | 709 | 708 |
| Joipurhat | 208823 | 86439 | 837 | 87276 | 396 | 373 | 13729 | 235 | 13964 | 82 | 121 | 25259 | 266 | 25525 | 111 | 177 |
| Naogaon | 584599 | 260608 | 2286 | 262894 | 1064 | 730 | 28696 | 589 | 29285 | 303 | 219 | 55223 | 741 | 55964 | 334 | 484 |
| Nawabganj | 366307 | 139874 | 1427 | 141301 | 606 | 412 | 40594 | 660 | 41254 | 265 | 208 | 54473 | 683 | 55156 | 253 | 227 |
| Rajshahi | 605305 | 211019 | 3659 | 214678 | 1937 | 1873 | 74230 | 3080 | 77310 | 1456 | 1347 | 92649 | 2529 | 95178 | 1084 | 1065 |
| Natore | 405887 | 163726 | 2163 | 165889 | 1200 | 943 | 35469 | 925 | 36394 | 437 | 487 | 47905 | 932 | 48837 | 416 | 476 |
| Pabna | 580678 | 208872 | 2115 | 210987 | 1099 | 753 | 42043 | 715 | 42758 | 329 | 224 | 105159 | 1126 | 106285 | 544 | 495 |
| Seraiganj | 632648 | 255437 | 2751 | 258188 | 1352 | 823 | 55506 | 882 | 56388 | 445 | 267 | 123539 | 1151 | 124690 | 612 | 507 |
| Rajshahi | 4147857 | 1643505 | 18988 | 1662493 | 9755 | 7297 | 346312 | 8543 | 354855 | 4119 | 3306 | 610823 | 8788 | 619611 | 4063 | 4139 |
| Kustia | 459331 | 152208 | 2039 | 154247 | 1170 | 687 | 46414 | 1094 | 47508 | 606 | 335 | 74890 | 1274 | 76164 | 728 | 449 |
| Meherpur | 161237 | 45557 | 654 | 46211 | 274 | 208 | 13997 | 278 | 14275 | 118 | 110 | 36474 | 385 | 36859 | 208 | 236 |
| Chuadanga | 255901 | 94237 | 1353 | 95590 | 751 | 538 | 17010 | 461 | 17471 | 261 | 174 | 53790 | 957 | 54747 | 429 | 430 |
| Jhenaidaha | 385803 | 150494 | 1764 | 152258 | 1167 | 614 | 24870 | 522 | 25392 | 293 | 215 | 50189 | 694 | 50883 | 328 | 361 |
| Magura | 189739 | 76494 | 768 | 77262 | 443 | 222 | 11327 | 232 | 11559 | 113 | 94 | 26678 | 406 | 27084 | 162 | 138 |
| Narail | 153405 | 61017 | 955 | 61972 | 395 | 226 | 12327 | 327 | 12654 | 132 | 95 | 19487 | 349 | 19836 | 141 | 126 |
| Jessore | 607361 | 191352 | 1746 | 193098 | 1012 | 839 | 47213 | 882 | 48095 | 424 | 319 | 129297 | 1254 | 130551 | 595 | 518 |
| Khulna | 492126 | 187568 | 2769 | 190337 | 1417 | 1394 | 48211 | 1493 | 49704 | 816 | 638 | 61789 | 976 | 62765 | 532 | 584 |
| Bagerhat | 304561 | 122514 | 1475 | 123989 | 874 | 635 | 22120 | 625 | 22745 | 467 | 318 | 44595 | 997 | 45592 | 429 | 437 |
| Satkhira | 431558 | 175019 | 1675 | 176694 | 914 | 616 | 26713 | 516 | 27229 | 258 | 243 | 66206 | 769 | 66975 | 356 | 342 |
| Khulna | 3441022 | 1256460 | 15198 | 1271658 | 8417 | 5979 | 270202 | 6430 | 276632 | 3488 | 2541 | 563395 | 8061 | 571456 | 3908 | 3621 |
| Barguna | 195822 | 64213 | 1534 | 65747 | 662 | 572 | 4912 | 246 | 5158 | 123 | 100 | 40030 | 847 | 40877 | 431 | 424 |
| Patuakhali | 337024 | 118716 | 1032 | 119748 | 575 | 466 | 12448 | 219 | 12667 | 145 | 87 | 76268 | 755 | 77023 | 456 | 321 |
| Barisal | 417715 | 153454 | 1705 | 155159 | 1031 | 673 | 26577 | 497 | 27074 | 324 | 200 | 65662 | 903 | 66565 | 616 | 356 |
| Jhalakati | 113613 | 40614 | 460 | 41074 | 272 | 137 | 6253 | 132 | 6385 | 90 | 44 | 17634 | 278 | 17912 | 179 | 96 |
| Bhola | 361159 | 113500 | 1577 | 115077 | 896 | 591 | 14142 | 453 | 14595 | 196 | 163 | 114559 | 1223 | 115782 | 780 | 728 |
| Pirojpur | 198554 | 78203 | 1145 | 79348 | 575 | 384 | 10316 | 261 | 10577 | 137 | 71 | 29439 | 647 | 30086 | 349 | 235 |
| Barisal | 1623887 | 568700 | 7453 | 576153 | 4011 | 2823 | 74648 | 1808 | 76456 | 1015 | 665 | 343592 | 4653 | 348245 | 2811 | 2160 |

| Name of District | Total E. Couple | Oral Pill | | | | | Condom | | | | | Injectable | | | | |
|-------------------|-----------------|-----------------|---------------|-----------------|--------------|--------------|----------------|--------------|----------------|--------------|--------------|----------------|--------------|----------------|--------------|--------------|
| | | Old | New | Total | Dropout | | Old | New | Total | Dropout | | Old | New | Total | Dropout | |
| | | | | | No Method | Switch Over | | | | No Method | Switch Over | | | | No Method | Switch Over |
| Gopalganj | 227904 | 91729 | 1074 | 92803 | 634 | 486 | 22638 | 531 | 23169 | 238 | 201 | 25819 | 656 | 26475 | 302 | 241 |
| Madaripur | 230460 | 88471 | 917 | 89388 | 696 | 306 | 16155 | 328 | 16483 | 255 | 90 | 37176 | 477 | 37653 | 245 | 152 |
| Shariatpur | 216287 | 77649 | 870 | 78519 | 633 | 226 | 19358 | 340 | 19698 | 238 | 112 | 34955 | 397 | 35352 | 320 | 157 |
| Faridpur | 389499 | 138349 | 1838 | 140187 | 1040 | 806 | 40843 | 958 | 41801 | 524 | 717 | 47067 | 1217 | 48284 | 482 | 431 |
| Rajbari | 229518 | 81628 | 1279 | 82907 | 916 | 541 | 18232 | 613 | 18845 | 359 | 212 | 32742 | 907 | 33649 | 349 | 275 |
| Dhaka | 768138 | 269082 | 3304 | 272386 | 1404 | 880 | 81130 | 1747 | 82877 | 654 | 410 | 100739 | 1811 | 102550 | 550 | 439 |
| Gazipur | 434729 | 188794 | 1517 | 190311 | 1025 | 634 | 36677 | 695 | 37372 | 416 | 238 | 42187 | 918 | 43105 | 437 | 332 |
| Munshiganj | 294128 | 103364 | 1164 | 104528 | 544 | 430 | 28397 | 496 | 28893 | 256 | 258 | 32698 | 539 | 33237 | 193 | 270 |
| Narayanganj | 518692 | 196932 | 2687 | 199619 | 1146 | 948 | 38351 | 989 | 39340 | 475 | 393 | 75087 | 1385 | 76472 | 524 | 498 |
| Narshingdi | 421305 | 161593 | 1673 | 163266 | 711 | 505 | 31959 | 651 | 32610 | 285 | 254 | 68170 | 876 | 69046 | 369 | 296 |
| Manikganj | 306553 | 107259 | 1503 | 108762 | 896 | 498 | 27784 | 625 | 28409 | 339 | 261 | 37656 | 701 | 38357 | 353 | 241 |
| Tangail | 835561 | 341688 | 2559 | 344247 | 1611 | 1010 | 65646 | 972 | 66618 | 553 | 416 | 102329 | 1222 | 103551 | 657 | 519 |
| Jamalpur | 478573 | 179416 | 1846 | 181262 | 964 | 621 | 27740 | 458 | 28198 | 282 | 206 | 91295 | 802 | 92097 | 406 | 406 |
| Sherpur | 312180 | 126605 | 1440 | 128045 | 873 | 588 | 14829 | 483 | 15312 | 254 | 185 | 52797 | 764 | 53561 | 450 | 388 |
| Mymensingh | 1029839 | 488307 | 4706 | 493013 | 2966 | 1573 | 45833 | 1024 | 46857 | 667 | 325 | 117107 | 1990 | 119097 | 821 | 714 |
| Kishoreganj | 538803 | 224467 | 3292 | 227759 | 2065 | 1452 | 32475 | 1093 | 33568 | 583 | 452 | 66448 | 1502 | 67950 | 755 | 657 |
| Netrokona | 415796 | 181455 | 2086 | 183541 | 1238 | 699 | 17470 | 400 | 17870 | 289 | 168 | 50363 | 1003 | 51366 | 560 | 422 |
| Dhaka | 7647965 | 3046788 | 33755 | 3080543 | 19362 | 12203 | 565517 | 12403 | 577920 | 6667 | 4898 | 1014635 | 17167 | 1031802 | 7773 | 6438 |
| Brahmanbaria | 522114 | 167776 | 1988 | 169764 | 1258 | 512 | 43621 | 709 | 44330 | 555 | 169 | 82447 | 1193 | 83640 | 743 | 322 |
| Comilla | 1103797 | 393893 | 3946 | 397839 | 2422 | 1230 | 75709 | 1473 | 77182 | 1083 | 596 | 191830 | 1815 | 193645 | 1298 | 916 |
| Chandpur | 466640 | 174405 | 1803 | 176208 | 1060 | 524 | 23540 | 397 | 23937 | 277 | 153 | 87601 | 797 | 88398 | 524 | 347 |
| Feni | 271869 | 84749 | 988 | 85737 | 518 | 359 | 20154 | 416 | 20570 | 253 | 178 | 40883 | 559 | 41442 | 323 | 238 |
| Noakhali | 570823 | 201642 | 1855 | 203497 | 1132 | 550 | 42309 | 602 | 42911 | 394 | 189 | 100224 | 1018 | 101242 | 698 | 322 |
| Lakshmipur | 331404 | 111906 | 1087 | 112993 | 601 | 309 | 16869 | 315 | 17184 | 175 | 101 | 74928 | 561 | 75489 | 348 | 239 |
| Chittagong | 1036321 | 396084 | 4128 | 400212 | 2217 | 1441 | 73488 | 1476 | 74964 | 821 | 518 | 123214 | 2112 | 125326 | 1092 | 802 |
| Cox's Bazar | 402357 | 140312 | 1811 | 142123 | 996 | 614 | 19875 | 465 | 20340 | 219 | 170 | 92149 | 1250 | 93399 | 729 | 635 |
| Rangamati | 99429 | 39755 | 257 | 40012 | 119 | 144 | 6992 | 67 | 7059 | 53 | 66 | 14704 | 194 | 14898 | 79 | 118 |
| Khagrachhari | 109775 | 44409 | 454 | 44863 | 267 | 97 | 4243 | 102 | 4345 | 90 | 42 | 17575 | 213 | 17788 | 154 | 75 |
| Bandarban | 68952 | 20081 | 321 | 20402 | 200 | 94 | 3803 | 171 | 3974 | 116 | 73 | 11486 | 342 | 11828 | 151 | 119 |
| Chittagong | 4983481 | 1775012 | 18638 | 1793650 | 10790 | 5874 | 330603 | 6193 | 336796 | 4036 | 2255 | 837041 | 10054 | 847095 | 6139 | 4133 |
| Sylhet | 518400 | 164894 | 2579 | 167473 | 1269 | 887 | 49341 | 949 | 50290 | 545 | 276 | 74346 | 1242 | 75588 | 644 | 389 |
| Habiganj | 387907 | 166911 | 1909 | 168820 | 2332 | 469 | 25630 | 531 | 26161 | 398 | 133 | 46849 | 835 | 47684 | 512 | 214 |
| Moulavi Bazar | 332071 | 119385 | 1735 | 121120 | 999 | 649 | 20389 | 569 | 20958 | 350 | 261 | 43784 | 819 | 44603 | 545 | 332 |
| Sunamganj | 392825 | 141028 | 2261 | 143289 | 1443 | 777 | 30036 | 878 | 30914 | 697 | 260 | 52957 | 1088 | 54045 | 648 | 357 |
| Sylhet | 1631203 | 592218 | 8484 | 600702 | 6043 | 2782 | 125396 | 2927 | 128323 | 1990 | 930 | 217936 | 3984 | 221920 | 2349 | 1292 |
| National | 27036815 | 10240761 | 123198 | 10363959 | 67814 | 44976 | 1852032 | 43559 | 1895591 | 23347 | 16638 | 4211219 | 62280 | 4273499 | 32791 | 29803 |

| Name of District | IUD | | | | | Implant | | | | | Permanent Method | | | | | | Total Acceptors | CAR (%) |
|------------------|--------------|-------------|--------------|------------|-------------|---------------|-------------|---------------|-------------|-------------|------------------|------------|---------------|---------------|-------------|---------------|-----------------|-------------|
| | Old | New | Total | Dropout | | Old | New | Total | Dropout | | Male | | | Female | | | | |
| | | | | No Method | Switch Over | | | | No Method | Switch Over | Old | New | Total | Old | New | Total | | |
| Dinajpur | 10750 | 261 | 11011 | 88 | 110 | 31959 | 1019 | 32978 | 207 | 339 | 47527 | 102 | 47629 | 68053 | 266 | 68319 | 527965 | 80.9 |
| Thakurgaon | 1813 | 36 | 1849 | 11 | 15 | 11218 | 257 | 11475 | 55 | 67 | 16867 | 329 | 17196 | 19868 | 74 | 19942 | 231289 | 78.7 |
| Panchgarh | 4254 | 45 | 4299 | 15 | 37 | 11265 | 323 | 11588 | 64 | 103 | 12915 | 19 | 12934 | 12495 | 39 | 12534 | 182206 | 81.3 |
| Nilphamari | 5357 | 192 | 5549 | 53 | 78 | 15879 | 473 | 16352 | 121 | 156 | 21867 | 22 | 21889 | 41068 | 106 | 41174 | 333934 | 81.6 |
| Rangpur | 13105 | 253 | 13358 | 63 | 74 | 29704 | 848 | 30552 | 223 | 196 | 37426 | 115 | 37541 | 37395 | 147 | 37542 | 497174 | 78.0 |
| Kurigram | 10835 | 289 | 11124 | 67 | 44 | 17242 | 408 | 17650 | 117 | 103 | 18804 | 23 | 18827 | 23517 | 34 | 23551 | 403843 | 77.0 |
| Gaibandha | 16332 | 249 | 16581 | 119 | 56 | 27101 | 483 | 27584 | 211 | 205 | 23075 | 107 | 23182 | 32922 | 147 | 33069 | 439103 | 81.0 |
| Lalmonirhat | 2593 | 93 | 2686 | 50 | 42 | 12607 | 318 | 12925 | 83 | 158 | 13924 | 23 | 13947 | 24254 | 63 | 24317 | 222379 | 80.2 |
| Rangpur | 65039 | 1418 | 66457 | 466 | 456 | 156975 | 4129 | 161104 | 1081 | 1327 | 192405 | 740 | 193145 | 259572 | 876 | 260448 | 2837893 | 79.7 |
| Bogra | 19573 | 395 | 19968 | 96 | 96 | 45534 | 1430 | 46964 | 288 | 405 | 28203 | 84 | 28287 | 53027 | 188 | 53215 | 635192 | 83.2 |
| Joipurhat | 3071 | 75 | 3146 | 12 | 23 | 11511 | 379 | 11890 | 63 | 112 | 15236 | 36 | 15272 | 19231 | 46 | 19277 | 176350 | 84.4 |
| Naogaon | 11710 | 134 | 11844 | 57 | 58 | 16925 | 526 | 17451 | 109 | 114 | 20378 | 26 | 20404 | 70760 | 184 | 70944 | 468786 | 80.2 |
| Nawabganj | 5130 | 58 | 5188 | 25 | 17 | 5066 | 165 | 5231 | 29 | 32 | 16811 | 10 | 16821 | 29528 | 159 | 29687 | 294638 | 80.4 |
| Rajshahi | 7855 | 114 | 7969 | 48 | 38 | 20033 | 415 | 20448 | 136 | 175 | 10052 | 20 | 10072 | 72811 | 206 | 73017 | 498672 | 82.4 |
| Natore | 8427 | 116 | 8543 | 40 | 52 | 18684 | 425 | 19109 | 74 | 182 | 5290 | 13 | 5303 | 51964 | 181 | 52145 | 336220 | 82.8 |
| Pabna | 23024 | 230 | 23254 | 193 | 81 | 19264 | 401 | 19665 | 127 | 102 | 12665 | 70 | 12735 | 37619 | 98 | 37717 | 453401 | 78.1 |
| Serajganj | 19154 | 432 | 19586 | 71 | 63 | 13965 | 475 | 14440 | 66 | 47 | 12205 | 11 | 12216 | 20518 | 97 | 20615 | 506123 | 80.0 |
| Rajshahi | 97944 | 1554 | 99498 | 542 | 428 | 150982 | 4216 | 155198 | 892 | 1169 | 120840 | 270 | 121110 | 355458 | 1159 | 356617 | 3369382 | 81.2 |
| Kustia | 5654 | 39 | 5693 | 36 | 12 | 12720 | 159 | 12879 | 92 | 83 | 5026 | 6 | 5032 | 59436 | 147 | 59583 | 361106 | 78.6 |
| Meherpur | 1986 | 21 | 2007 | 12 | 6 | 2965 | 93 | 3058 | 24 | 33 | 621 | 1 | 622 | 23990 | 58 | 24048 | 127080 | 78.8 |
| Chuadanga | 5664 | 59 | 5723 | 29 | 47 | 9179 | 211 | 9390 | 59 | 91 | 1426 | 2 | 1428 | 29281 | 113 | 29394 | 213743 | 83.5 |
| Jhenaidaha | 7406 | 84 | 7490 | 45 | 18 | 14907 | 265 | 15172 | 115 | 101 | 3355 | 8 | 3363 | 43965 | 164 | 44129 | 298687 | 77.4 |
| Magura | 3726 | 62 | 3788 | 20 | 13 | 8764 | 174 | 8938 | 78 | 67 | 2306 | 5 | 2311 | 19376 | 69 | 19445 | 150387 | 79.3 |
| Narail | 5285 | 65 | 5350 | 49 | 11 | 4880 | 117 | 4997 | 22 | 27 | 2905 | 2 | 2907 | 14804 | 45 | 14849 | 122565 | 79.9 |
| Jessore | 18508 | 265 | 18773 | 97 | 81 | 25904 | 486 | 26390 | 120 | 114 | 24297 | 29 | 24326 | 50462 | 162 | 50624 | 491857 | 81.0 |
| Khulna | 13113 | 226 | 13339 | 89 | 67 | 26024 | 509 | 26533 | 146 | 168 | 19006 | 489 | 19495 | 33691 | 124 | 33815 | 395988 | 80.5 |
| Bagerhat | 10904 | 119 | 11023 | 54 | 30 | 11126 | 225 | 11351 | 52 | 48 | 13287 | 57 | 13344 | 20343 | 65 | 20408 | 248452 | 81.6 |
| Satkhira | 9383 | 132 | 9515 | 37 | 29 | 15065 | 268 | 15333 | 89 | 110 | 12456 | 8 | 12464 | 37533 | 130 | 37663 | 345873 | 80.1 |
| Khulna | 81629 | 1072 | 82701 | 468 | 314 | 131534 | 2507 | 134041 | 797 | 842 | 84685 | 607 | 85292 | 332881 | 1077 | 333958 | 2755738 | 80.1 |
| Barguna | 4713 | 116 | 4829 | 50 | 59 | 10572 | 398 | 10970 | 79 | 89 | 14230 | 63 | 14293 | 8745 | 40 | 8785 | 150659 | 76.9 |
| Patuakhali | 8319 | 146 | 8465 | 65 | 49 | 19649 | 402 | 20051 | 142 | 81 | 10545 | 69 | 10614 | 18590 | 82 | 18672 | 267240 | 79.3 |
| Barisal | 12782 | 171 | 12953 | 91 | 42 | 18688 | 434 | 19122 | 139 | 79 | 9662 | 39 | 9701 | 27010 | 90 | 27100 | 317674 | 76.1 |
| Jhalakati | 5279 | 31 | 5310 | 21 | 16 | 6970 | 135 | 7105 | 34 | 20 | 5214 | 6 | 5220 | 8001 | 47 | 8048 | 91054 | 80.1 |
| Bhola | 10575 | 186 | 10761 | 40 | 30 | 19183 | 372 | 19555 | 73 | 48 | 9679 | 45 | 9724 | 9429 | 8 | 9437 | 294931 | 81.7 |
| Pirojpur | 9299 | 175 | 9474 | 74 | 48 | 9311 | 249 | 9560 | 83 | 63 | 6478 | 17 | 6495 | 9308 | 46 | 9354 | 154894 | 78.0 |
| Barisal | 50967 | 825 | 51792 | 341 | 244 | 84373 | 1990 | 86363 | 550 | 380 | 55808 | 239 | 56047 | 81083 | 313 | 81396 | 1276452 | 78.6 |

| Name of District | IUD | | | | | Implant | | | | | Permanent Method | | | | | | Total Acceptors | CAR (%) |
|-------------------|---------------|--------------|---------------|-------------|-------------|----------------|--------------|----------------|-------------|-------------|------------------|-------------|---------------|----------------|-------------|----------------|-----------------|-------------|
| | Old | New | Total | Dropout | | Old | New | Total | Dropout | | Male | | | Female | | | | |
| | | | | No Method | Switch Over | | | | No Method | Switch Over | Old | New | Total | Old | New | Total | | |
| Gopalganj | 6023 | 146 | 6169 | 35 | 31 | 7767 | 265 | 8032 | 55 | 30 | 5733 | 369 | 6102 | 21643 | 141 | 21784 | 184534 | 81.0 |
| Madaripur | 7521 | 91 | 7612 | 33 | 18 | 14451 | 264 | 14715 | 83 | 82 | 2768 | 6 | 2774 | 14212 | 66 | 14278 | 182903 | 79.4 |
| Shariatpur | 10969 | 140 | 11109 | 108 | 36 | 8211 | 218 | 8429 | 56 | 32 | 4337 | 17 | 4354 | 11898 | 86 | 11984 | 169445 | 78.3 |
| Faridpur | 14824 | 336 | 15160 | 101 | 60 | 14671 | 937 | 15608 | 91 | 79 | 8192 | 64 | 8256 | 36441 | 232 | 36673 | 305969 | 78.6 |
| Rajbari | 6464 | 111 | 6575 | 68 | 49 | 14132 | 345 | 14477 | 87 | 84 | 6480 | 37 | 6517 | 17647 | 57 | 17704 | 180674 | 78.7 |
| Dhaka | 21179 | 378 | 21557 | 124 | 68 | 26954 | 529 | 27483 | 122 | 105 | 20348 | 463 | 20811 | 52436 | 279 | 52715 | 580379 | 75.6 |
| Gazipur | 10390 | 209 | 10599 | 43 | 33 | 13807 | 369 | 14176 | 76 | 69 | 5072 | 46 | 5118 | 37229 | 121 | 37350 | 338031 | 77.8 |
| Munshiganj | 7179 | 113 | 7292 | 25 | 17 | 8268 | 258 | 8526 | 34 | 53 | 2264 | 9 | 2273 | 26974 | 140 | 27114 | 211863 | 72.0 |
| Narayanganj | 13360 | 237 | 13597 | 84 | 51 | 16857 | 354 | 17211 | 107 | 81 | 13666 | 238 | 13904 | 34878 | 114 | 34992 | 395135 | 76.2 |
| Narshingdi | 16314 | 220 | 16534 | 64 | 40 | 11887 | 217 | 12104 | 45 | 60 | 3547 | 10 | 3557 | 32214 | 147 | 32361 | 329478 | 78.2 |
| Manikganj | 8151 | 95 | 8246 | 42 | 27 | 13967 | 176 | 14143 | 59 | 56 | 4370 | 86 | 4456 | 33822 | 100 | 33922 | 236295 | 77.1 |
| Tangail | 19002 | 365 | 19367 | 108 | 69 | 34234 | 742 | 34976 | 228 | 234 | 20170 | 29 | 20199 | 60655 | 218 | 60873 | 649831 | 77.8 |
| Jamalpur | 13574 | 259 | 13833 | 55 | 30 | 24404 | 456 | 24860 | 82 | 71 | 15873 | 24 | 15897 | 28140 | 84 | 28224 | 384371 | 80.3 |
| Sherpur | 7615 | 49 | 7664 | 28 | 37 | 16713 | 339 | 17052 | 57 | 73 | 9412 | 8 | 9420 | 16940 | 51 | 16991 | 248045 | 79.5 |
| Mymensingh | 22223 | 288 | 22511 | 130 | 78 | 42453 | 804 | 43257 | 231 | 294 | 35432 | 111 | 35543 | 46292 | 124 | 46416 | 806694 | 78.3 |
| Kishoreganj | 19250 | 220 | 19470 | 129 | 105 | 27390 | 592 | 27982 | 236 | 148 | 14162 | 26 | 14188 | 41913 | 270 | 42183 | 433100 | 80.4 |
| Netrokona | 9481 | 73 | 9554 | 90 | 42 | 17388 | 551 | 17939 | 146 | 99 | 17042 | 32 | 17074 | 26298 | 128 | 26426 | 323770 | 77.9 |
| Dhaka | 213519 | 3330 | 216849 | 1267 | 791 | 313554 | 7416 | 320970 | 1795 | 1650 | 188868 | 1575 | 190443 | 539632 | 2358 | 541990 | 5960517 | 77.9 |
| Brahmanbaria | 21717 | 342 | 22059 | 146 | 43 | 17030 | 760 | 17790 | 133 | 78 | 6616 | 44 | 6660 | 43792 | 157 | 43949 | 388192 | 74.4 |
| Comilla | 38695 | 545 | 39240 | 262 | 158 | 32882 | 843 | 33725 | 247 | 184 | 18846 | 151 | 18997 | 87803 | 338 | 88141 | 848769 | 76.9 |
| Chandpur | 13174 | 171 | 13345 | 68 | 43 | 14623 | 392 | 15015 | 98 | 70 | 5500 | 25 | 5525 | 36048 | 100 | 36148 | 358576 | 76.8 |
| Feni | 9646 | 195 | 9841 | 65 | 41 | 8087 | 333 | 8420 | 61 | 43 | 1753 | 13 | 1766 | 23967 | 86 | 24053 | 191829 | 70.6 |
| Noakhali | 17447 | 173 | 17620 | 94 | 34 | 16648 | 488 | 17136 | 83 | 32 | 7592 | 16 | 7608 | 40705 | 98 | 40803 | 430817 | 75.5 |
| Lakshmipur | 10249 | 98 | 10347 | 51 | 16 | 13354 | 302 | 13656 | 53 | 28 | 4283 | 5 | 4288 | 17155 | 76 | 17231 | 251188 | 75.8 |
| Chittagong | 42738 | 699 | 43437 | 199 | 168 | 51854 | 1333 | 53187 | 320 | 245 | 11405 | 141 | 11546 | 64195 | 178 | 64373 | 773045 | 74.6 |
| Cox's Bazar | 11246 | 193 | 11439 | 72 | 40 | 19370 | 633 | 20003 | 164 | 60 | 11945 | 144 | 12089 | 14464 | 82 | 14546 | 313939 | 78.0 |
| Rangamati | 4663 | 62 | 4725 | 37 | 20 | 8397 | 201 | 8598 | 29 | 58 | 2955 | 4 | 2959 | 4967 | 7 | 4974 | 83225 | 83.7 |
| Khagrachhari | 3695 | 48 | 3743 | 23 | 9 | 4467 | 164 | 4631 | 55 | 27 | 4510 | 22 | 4532 | 5455 | 16 | 5471 | 85373 | 77.8 |
| Bandarban | 4533 | 70 | 4603 | 42 | 22 | 5525 | 218 | 5743 | 49 | 32 | 5203 | 41 | 5244 | 3356 | 17 | 3373 | 55167 | 80.0 |
| Chittagong | 177803 | 2596 | 180399 | 1059 | 594 | 192237 | 5667 | 197904 | 1292 | 857 | 80608 | 606 | 81214 | 341907 | 1155 | 343062 | 3780120 | 75.9 |
| Sylhet | 17539 | 158 | 17697 | 107 | 42 | 24232 | 625 | 24857 | 199 | 151 | 15170 | 72 | 15242 | 48379 | 262 | 48641 | 399788 | 77.1 |
| Habiganj | 11335 | 98 | 11433 | 76 | 14 | 10355 | 292 | 10647 | 72 | 17 | 14697 | 45 | 14742 | 29320 | 130 | 29450 | 308937 | 79.6 |
| Moulavi Bazar | 13062 | 142 | 13204 | 125 | 45 | 15710 | 319 | 16029 | 141 | 83 | 16567 | 54 | 16621 | 30666 | 145 | 30811 | 263346 | 79.3 |
| Sunamganj | 14726 | 180 | 14906 | 109 | 40 | 16580 | 462 | 17042 | 108 | 74 | 15493 | 65 | 15558 | 32172 | 237 | 32409 | 308163 | 78.4 |
| Sylhet | 56662 | 578 | 57240 | 417 | 141 | 66877 | 1698 | 68575 | 520 | 325 | 61927 | 236 | 62163 | 140537 | 774 | 141311 | 1280234 | 78.5 |
| National | 743563 | 11373 | 754936 | 4560 | 2968 | 1096532 | 27623 | 1124155 | 6927 | 6550 | 785141 | 4273 | 789414 | 2051070 | 7712 | 2058782 | 21260336 | 78.6 |

Table -12: Number of New and Total Acceptors upto the end of July and August 2017

| Method | New Acceptors | | % Change of Aug'17 over Jul'17 | Total Acceptors | | % Change of Aug'17 over Jul'17 |
|---------------------|---------------|---------------|--------------------------------|-----------------|-----------------|--------------------------------|
| | Jul'17 | Aug'17 | | Jul'17 | Aug'17 | |
| Per.Method (Male) | 2987 | 4273 | 43.1 | 785845 | 789414 | 0.5 |
| Per.Method (Female) | 7653 | 7712 | 0.8 | 2054421 | 2058782 | 0.2 |
| Per.Method (Total) | 10640 | 11985 | 12.6 | 2840266 | 2848196 | 0.3 |
| IUD | 12070 | 11373 | -5.8 | 751292 | 754936 | 0.5 |
| Implant | 23768 | 27623 | 16.2 | 1110220 | 1124155 | 1.3 |
| Injectables | 59995 | 62280 | 3.8 | 4274624 | 4273499 | 0.0 |
| Oral Pill | 118405 | 123198 | 4.0 | 10355239 | 10363959 | 0.1 |
| Condom | 41455 | 43559 | 5.1 | 1892745 | 1895591 | 0.2 |
| Total | 266333 | 280018 | 5.1 | 21224386 | 21260336 | 0.2 |

Table -13: CAR(%) by Division upto the end of July and August 2017

| Division | Jul'17 | Aug'17 | Change of Aug'17 over Jul'17 |
|-----------------|-------------|-------------|------------------------------|
| Rangpur | 79.7 | 79.7 | 0.0 |
| Rajshahi | 81.1 | 81.2 | 0.1 |
| Khulna | 80.0 | 80.1 | 0.0 |
| Barisal | 78.5 | 78.6 | 0.1 |
| Dhaka | 77.9 | 77.9 | 0.1 |
| Chittagong | 75.8 | 75.9 | 0.1 |
| Sylhet | 78.4 | 78.5 | 0.1 |
| National | 78.6 | 78.6 | 0.06 |

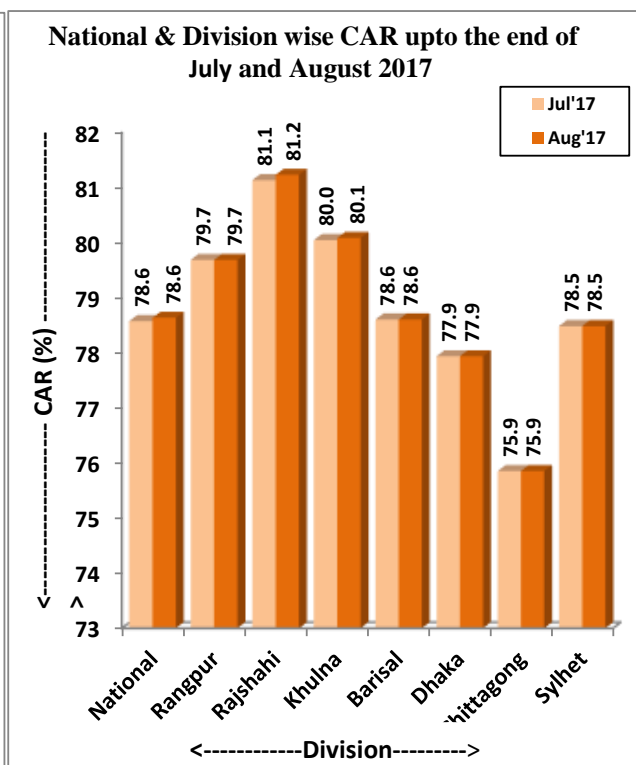
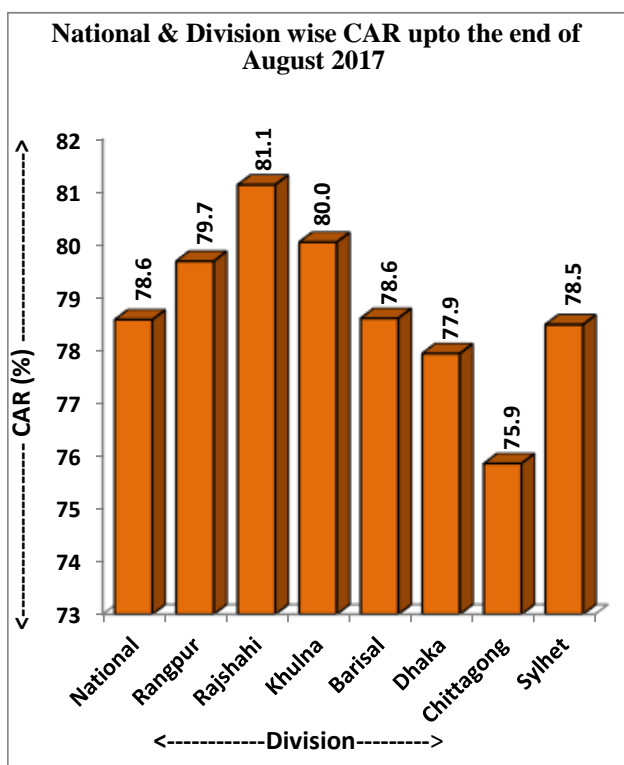


Table -14: District by Range of CAR upto the end of August 2017

| Range | Sl.No. | District | CAR (%) |
|-------------|--------|---------------|---------|
| 70% & above | 1 | Joipurhat | 84.4 |
| | 2 | Rangamati | 83.7 |
| | 3 | Chuadanga | 83.5 |
| | 4 | Bogra | 83.2 |
| | 5 | Natore | 82.8 |
| | 6 | Rajshahi | 82.4 |
| | 7 | Bhola | 81.7 |
| | 8 | Nilphamari | 81.6 |
| | 9 | Bagerhat | 81.6 |
| | 10 | Panchgarh | 81.3 |
| | 11 | Jessore | 81.0 |
| | 12 | Gopalganj | 81.0 |
| | 13 | Gaibandha | 81.0 |
| | 14 | Dinajpur | 80.9 |
| | 15 | Khulna | 80.5 |
| | 16 | Nawabganj | 80.4 |
| | 17 | Kishoreganj | 80.4 |
| | 18 | Jamalpur | 80.3 |
| | 19 | Lalmonirhat | 80.2 |
| | 20 | Naogaon | 80.2 |
| | 21 | Satkhira | 80.1 |
| | 22 | Jhalakati | 80.1 |
| | 23 | Bandarban | 80.0 |
| | 24 | Serajganj | 80.0 |
| | 25 | Narail | 79.9 |
| | 26 | Habiganj | 79.6 |
| | 27 | Sherpur | 79.5 |
| | 28 | Madaripur | 79.4 |
| | 29 | Moulavi Bazar | 79.3 |
| | 30 | Patuakhali | 79.3 |
| | 31 | Magura | 79.3 |
| | 32 | Meherpur | 78.8 |
| | 33 | Rajbari | 78.7 |
| | 34 | Thakurgaon | 78.7 |
| | 35 | Kustia | 78.6 |
| | 36 | Faridpur | 78.6 |
| | 37 | Sunamganj | 78.4 |
| | 38 | Shariatpur | 78.3 |
| | 39 | Mymensingh | 78.3 |
| | 40 | Narshingdi | 78.2 |
| | 41 | Pabna | 78.1 |
| | 42 | Rangpur | 78.0 |
| | 43 | Cox's Bazar | 78.0 |
| | 44 | Pirojpur | 78.0 |
| | 45 | Netrokona | 77.9 |
| | 46 | Tangail | 77.8 |
| | 47 | Khagrachhari | 77.8 |
| | 48 | Gazipur | 77.8 |
| | 49 | Jhenaidaha | 77.4 |
| | 50 | Sylhet | 77.1 |
| | 51 | Manikganj | 77.1 |
| | 52 | Kurigram | 77.0 |
| | 53 | Comilla | 76.9 |
| | 54 | Barguna | 76.9 |
| | 55 | Chandpur | 76.8 |
| | 56 | Narayanganj | 76.2 |
| | 57 | Barisal | 76.1 |
| | 58 | Lakshmipur | 75.8 |
| | 59 | Dhaka | 75.6 |
| | 60 | Noakhali | 75.5 |
| | 61 | Chittagong | 74.6 |
| | 62 | Brahmanbaria | 74.4 |
| | 63 | Munshiganj | 72.0 |
| | 64 | Feni | 70.6 |

| Range | District | CAR (%) |
|-----------|----------|---------|
| 60% - 69% | Nil | |
| 0%-59% | Nil | |

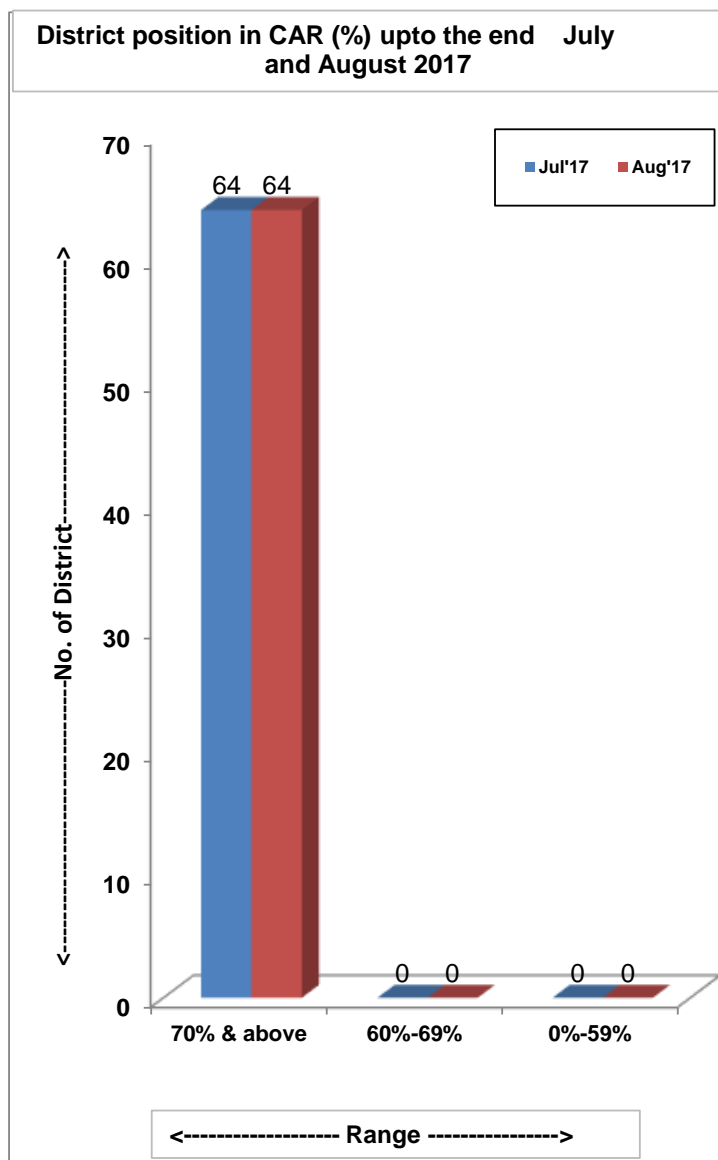


Table -15 : List of Upazila achieved CAR 70% & above upto the end of August 2017

| Sl. No. | Name of District | Name of Upazila | Total Couples | Total Acceptors | CAR (%) | Sl. No. | Name of District | Name of Upazila | Total Couples | Total Acceptors | CAR (%) |
|---------|------------------|-------------------|---------------|-----------------|---------|---------|------------------|------------------------|---------------|-----------------|---------|
| 1 | Rangamati | Kawkhali | 11836 | 10089 | 85.2 | 75 | Nilphamari | Dimla | 61444 | 50274 | 81.8 |
| 2 | Joipurhat | Khetlal | 25795 | 21943 | 85.1 | 76 | Manikganj | Saturia | 38021 | 31109 | 81.8 |
| 3 | Joipurhat | Joypurhat Sadar | 64092 | 54315 | 84.7 | 77 | Khulna | Dumuria | 64306 | 52600 | 81.8 |
| 4 | Bogra | Sonatola | 39907 | 33803 | 84.7 | 78 | Naogaon | Porsa | 29898 | 24441 | 81.7 |
| 5 | Chuadanga | Jiban Nagar | 37854 | 31998 | 84.5 | 79 | Nawabganj | Chapai Nawabganj Sadar | 117628 | 96136 | 81.7 |
| 6 | Bogra | Dupchanchia | 43956 | 37105 | 84.4 | 80 | Jessore | Abhaynagar | 54601 | 44613 | 81.7 |
| 7 | Joipurhat | Panchbibi | 53666 | 45296 | 84.4 | 81 | Bogra | Bogra Sadar | 93851 | 76651 | 81.7 |
| 8 | Joipurhat | Akkelpur | 30912 | 26076 | 84.4 | 82 | Lalmonirhat | Hatibandha | 50905 | 41552 | 81.6 |
| 9 | Bogra | Shibganj | 89980 | 75835 | 84.3 | 83 | Jessore | Keshobpur | 58814 | 48007 | 81.6 |
| 10 | Rangamati | Rangamati Sadar | 19762 | 16634 | 84.2 | 84 | Faridpur | Modhukhali | 45013 | 36725 | 81.6 |
| 11 | Rangamati | Baghaichhari | 11630 | 9788 | 84.2 | 85 | Jamalpur | Melandaha | 61963 | 50537 | 81.6 |
| 12 | Bogra | Kahaloo | 54997 | 46265 | 84.1 | 86 | Nilphamari | Syadpur | 56519 | 46900 | 81.5 |
| 13 | Bagerhat | Mongla | 26396 | 22180 | 84.0 | 87 | Kishoreganj | Bhariab Bazar | 55726 | 45436 | 81.5 |
| 14 | Rangamati | Naniarchar | 9024 | 7575 | 83.9 | 88 | Dinajpur | Birampur | 35656 | 29068 | 81.5 |
| 15 | Chuadanga | Alamdanga | 81139 | 68072 | 83.9 | 89 | Bhola | Daulatkhan | 34004 | 27709 | 81.5 |
| 16 | Bagerhat | Bagerhat Sadar | 54084 | 45368 | 83.9 | 90 | Gaibandha | Gobindaganj | 112925 | 92017 | 81.5 |
| 17 | Rajshahi | Durgapur | 44169 | 37026 | 83.8 | 91 | Jhalakati | Nalchhiti | 34540 | 28136 | 81.5 |
| 18 | Bogra | Sariakandi | 50446 | 42285 | 83.8 | 92 | Satkhira | Kaliganj | 65299 | 53180 | 81.4 |
| 19 | Rangamati | Barkal | 7270 | 6091 | 83.8 | 93 | Rangamati | Rajasthali | 4697 | 3825 | 81.4 |
| 20 | Natore | Lalpur | 66256 | 55426 | 83.7 | 94 | Bagerhat | Fakirhat | 29832 | 24287 | 81.4 |
| 21 | Rangamati | Langadu | 15076 | 12609 | 83.6 | 95 | Gaibandha | Sundarganj | 108342 | 88188 | 81.4 |
| 22 | Joipurhat | Kalai | 34358 | 28720 | 83.6 | 96 | Pabna | Santhia | 90720 | 73816 | 81.4 |
| 23 | Natore | Bagatipara | 30507 | 25470 | 83.5 | 97 | Kishoreganj | Itna | 32486 | 26410 | 81.3 |
| 24 | Gopalganj | Gopalganj Sadar | 59422 | 49595 | 83.5 | 98 | Bagerhat | Morralganj | 64162 | 52157 | 81.3 |
| 25 | Natore | Natore Sadar | 103223 | 86146 | 83.5 | 99 | Dinajpur | Nawabganj | 50249 | 40806 | 81.2 |
| 26 | Rangamati | Jurachhari | 4349 | 3629 | 83.4 | 100 | Lalmonirhat | Patgram | 46742 | 37935 | 81.2 |
| 27 | Bhola | Bhola Sadar | 85071 | 70814 | 83.2 | 101 | Kishoreganj | Katiadi | 59618 | 48371 | 81.1 |
| 28 | Rajshahi | Boalia | 102085 | 84965 | 83.2 | 102 | Dinajpur | Hakimpur | 20381 | 16527 | 81.1 |
| 29 | Chuadanga | Damurhuda | 67692 | 56337 | 83.2 | 103 | Rajshahi | Tanore | 44494 | 36075 | 81.1 |
| 30 | Rajshahi | Puthiya | 48736 | 40555 | 83.2 | 104 | Narshingdi | Shibpur | 53764 | 43585 | 81.1 |
| 31 | Bogra | Dhunot | 66032 | 54934 | 83.2 | 105 | Dinajpur | Parbatipur | 83920 | 67995 | 81.0 |
| 32 | Bhola | Lalmohan | 63294 | 52649 | 83.2 | 106 | Nilphamari | Kishoreganj | 55392 | 44858 | 81.0 |
| 33 | Rangamati | Belaichhari | 4860 | 4042 | 83.2 | 107 | Jamalpur | Dewanganj | 58981 | 47751 | 81.0 |
| 34 | Bogra | Sherpur | 83643 | 69545 | 83.1 | 108 | Sherpur | Jhenaigati | 37069 | 30009 | 81.0 |
| 35 | Rajshahi | Bagmara | 87821 | 72854 | 83.0 | 109 | Rajshahi | Bagha | 42025 | 34020 | 81.0 |
| 36 | Bagerhat | Kachua | 20060 | 16636 | 82.9 | 110 | Gopalganj | Muksudpur | 59998 | 48565 | 80.9 |
| 37 | Gaibandha | Palashbari | 58017 | 48076 | 82.9 | 111 | Manikganj | Shibalaya | 35188 | 28477 | 80.9 |
| 38 | Bhola | Charfashion | 88011 | 72916 | 82.8 | 112 | Khulna | Dacope | 30968 | 25054 | 80.9 |
| 39 | Jessore | Bagherpara | 47178 | 39081 | 82.8 | 113 | Jamalpur | Jamalpur Sadar | 133488 | 107964 | 80.9 |
| 40 | Chuadanga | Chuadanga Sadar | 69216 | 57336 | 82.8 | 114 | Kishoreganj | Austagram | 29292 | 23688 | 80.9 |
| 41 | Satkhira | Asasuni | 57013 | 47211 | 82.8 | 115 | Nawabganj | Nachol | 32978 | 26654 | 80.8 |
| 42 | Nilphamari | Domar | 56201 | 46537 | 82.8 | 116 | Bagerhat | Rampal | 33618 | 27162 | 80.8 |
| 43 | Bogra | Gabtali | 72893 | 60355 | 82.8 | 117 | Lalmonirhat | Kaliganj | 53934 | 43565 | 80.8 |
| 44 | Cox's Bazar | Chakaria | 80364 | 66512 | 82.8 | 118 | Bandarban | Naikhongchhari | 11680 | 9433 | 80.8 |
| 45 | Naogaon | Manda | 91757 | 75929 | 82.8 | 119 | Sunamganj | Chhatak | 54337 | 43883 | 80.8 |
| 46 | Khulna | Digholia | 93242 | 77060 | 82.6 | 120 | Meherpur | Mujibnagar | 22508 | 18167 | 80.7 |
| 47 | Rajshahi | Mohanpur | 42353 | 35002 | 82.6 | 121 | Jessore | Jessore Sadar | 150231 | 121251 | 80.7 |
| 48 | Bogra | Shajahanpur | 79381 | 65597 | 82.6 | 122 | Serajganj | Shazadpur | 112311 | 90638 | 80.7 |
| 49 | Rajshahi | Poba (Sadar) | 74266 | 61359 | 82.6 | 123 | Naogaon | Naogaon Sadar | 61881 | 49927 | 80.7 |
| 50 | Serajganj | Chouhali | 19182 | 15836 | 82.6 | 124 | Jhalakati | Rajapur | 23868 | 19254 | 80.7 |
| 51 | Naogaon | Niamatpur | 57905 | 47775 | 82.5 | 125 | Nawabganj | Bholahat | 24427 | 19701 | 80.7 |
| 52 | Kurigram | Chilmari | 30843 | 25433 | 82.5 | 126 | Dinajpur | Biol | 55485 | 44723 | 80.6 |
| 53 | Bogra | Adamdighi | 45335 | 37375 | 82.4 | 127 | Madaripur | Madaripur Sadar | 70041 | 56451 | 80.6 |
| 54 | Satkhira | Debhata | 26779 | 22075 | 82.4 | 128 | Bandarban | Bandarban Sadar | 15563 | 12540 | 80.6 |
| 55 | Kishoreganj | Kishoreganj Sadar | 71225 | 58695 | 82.4 | 129 | Patuakhali | Dumki | 13320 | 10731 | 80.6 |
| 56 | Habiganj | Habiganj Sadar | 61992 | 51078 | 82.4 | 130 | Serajganj | Ullahpara | 120396 | 96961 | 80.5 |
| 57 | Bagerhat | Sarankhola | 21954 | 18075 | 82.3 | 131 | Magura | Shalikha | 31287 | 25195 | 80.5 |
| 58 | Natore | Baraigram | 68765 | 56583 | 82.3 | 132 | Narail | Lohagara | 45891 | 36952 | 80.5 |
| 59 | Kishoreganj | Nikli | 26622 | 21903 | 82.3 | 133 | Comilla | Brahmanpara | 40523 | 32628 | 80.5 |
| 60 | Jessore | Monirampur | 96007 | 78930 | 82.2 | 134 | Rajshahi | Godagari | 70752 | 56961 | 80.5 |
| 61 | Dinajpur | Chirir Bandar | 64401 | 52917 | 82.2 | 135 | Netrokona | Barhatta | 33669 | 27103 | 80.5 |
| 62 | Nilphamari | Nilphamari Sadar | 102316 | 84029 | 82.1 | 136 | Kishoreganj | Pakundia | 42425 | 34144 | 80.5 |
| 63 | Natore | Singra | 84894 | 69716 | 82.1 | 137 | Jessore | Sarsa | 77781 | 62585 | 80.5 |
| 64 | Panchgarh | Boda | 55322 | 45429 | 82.1 | 138 | Jhenaidaha | Harinakunda | 42664 | 34304 | 80.4 |
| 65 | Natore | Gurudashpur | 52242 | 42879 | 82.1 | 139 | Nilphamari | Jaldhaka | 77300 | 62146 | 80.4 |
| 66 | Bogra | Nandigram | 43189 | 35442 | 82.1 | 140 | Moulavi Bazar | Barlekha | 43499 | 34967 | 80.4 |
| 67 | Gaibandha | Sadullahpur | 71236 | 58440 | 82.0 | 141 | Naogaon | Atrai | 47168 | 37911 | 80.4 |
| 68 | Rajshahi | Charghat | 48604 | 39855 | 82.0 | 142 | Habiganj | Bahubal | 35417 | 28458 | 80.4 |
| 69 | Gaibandha | Fulchhari | 36649 | 30043 | 82.0 | 143 | Naogaon | Sapahar | 37984 | 30510 | 80.3 |
| 70 | Panchgarh | Atowari | 29422 | 24112 | 82.0 | 144 | Bandarban | Alikadam | 9621 | 7725 | 80.3 |
| 71 | Panchgarh | Debiganj | 52107 | 42698 | 81.9 | 145 | Satkhira | Kolaroa | 51644 | 41460 | 80.3 |
| 72 | Manikganj | Ghir | 36236 | 29691 | 81.9 | 146 | Thangai | Modhupur | 113467 | 91064 | 80.3 |
| 73 | Dinajpur | Dinajpur Sadar | 100530 | 82316 | 81.9 | 147 | Panchgarh | Panchgarh Sadar | 59220 | 47511 | 80.2 |
| 74 | Rangamati | Kaptai | 10925 | 8943 | 81.9 | 148 | Patuakhali | Mirzaganj | 24423 | 19592 | 80.2 |

| Sl. No. | Name of District | Name of Upazila | Total Couples | Total Acceptors | CAR (%) | Sl. No. | Name of District | Name of Upazila | Total Couples | Total Acceptors | CAR (%) |
|---------|------------------|---------------------|---------------|-----------------|---------|---------|------------------|-------------------|---------------|-----------------|---------|
| 149 | Barguna | Patharghata | 33064 | 26508 | 80.2 | 225 | Meherpur | Meherpur Sadar | 61769 | 48964 | 79.3 |
| 150 | Moulavi Bazar | Moulavi Bazar Sadar | 54519 | 43683 | 80.1 | 226 | Moulavi Bazar | Kulaura | 59980 | 47516 | 79.2 |
| 151 | Jamalpur | Madarganj | 52761 | 42269 | 80.1 | 227 | Mymensingh | Mukttagacha | 88409 | 70019 | 79.2 |
| 152 | Lalmonirhat | Aditmari | 48112 | 38540 | 80.1 | 228 | Seraiganj | Kazipur | 56868 | 45036 | 79.2 |
| 153 | Faridpur | Alphadanga | 22318 | 17877 | 80.1 | 229 | Chittagong | Rawzan | 62883 | 49782 | 79.2 |
| 154 | Khulna | Batiaghata | 38417 | 30770 | 80.1 | 230 | Sunamganj | Jogonathpur | 33875 | 26809 | 79.1 |
| 155 | Jamalpur | Sharishabari | 65890 | 52771 | 80.1 | 231 | Bhola | Monpura | 14517 | 11484 | 79.1 |
| 156 | Narail | Narail Sadar | 63982 | 51240 | 80.1 | 232 | Seraiganj | Tarash | 45159 | 35723 | 79.1 |
| 157 | Sherpur | Nalitabari | 57639 | 46160 | 80.1 | 233 | Tangail | Gopalpur | 58000 | 45874 | 79.1 |
| 158 | Dinajpur | Birganj | 68972 | 55227 | 80.1 | 234 | Mymensingh | Ishwarganj | 79844 | 63140 | 79.1 |
| 159 | Mymensingh | Mymensingh Sadar | 139578 | 111762 | 80.1 | 235 | Pirojpur | Bhandaria | 24677 | 19514 | 79.1 |
| 160 | Comilla | Chouddagram | 86791 | 69486 | 80.1 | 236 | Barisal | Gournadi | 35908 | 28391 | 79.1 |
| 161 | Sunamganj | Jamalganj | 29362 | 23507 | 80.1 | 237 | Thakurgaon | Ranisankail | 48611 | 38433 | 79.1 |
| 162 | Dinajpur | Khanshama | 42107 | 33707 | 80.1 | 238 | Comilla | Titash | 38118 | 30133 | 79.1 |
| 163 | Khagrachhari | Matiranga | 24544 | 19647 | 80.0 | 239 | Faridpur | Faridpur Sadar | 93477 | 73859 | 79.0 |
| 164 | Dinajpur | Fulbari | 36453 | 29173 | 80.0 | 240 | Shariatpur | Goshairhat | 30180 | 23831 | 79.0 |
| 165 | Gopalganj | Kasiani | 43495 | 34793 | 80.0 | 241 | Narail | Kalia | 43532 | 34373 | 79.0 |
| 166 | Khulna | Paikgachha | 57674 | 46133 | 80.0 | 242 | Satkhira | Tala | 63995 | 50523 | 78.9 |
| 167 | Habiganj | Baniachhong | 57116 | 45681 | 80.0 | 243 | Naogaon | Badalgachhi | 48427 | 38225 | 78.9 |
| 168 | Bandarban | Lama | 18705 | 14959 | 80.0 | 244 | Sherpur | Sherpur Sadar | 117674 | 92877 | 78.9 |
| 169 | Dinajpur | Bochaganj | 34850 | 27866 | 80.0 | 245 | Sylhet | South Shurma | 53390 | 42128 | 78.9 |
| 170 | Panchgarh | Tetulia | 28088 | 22456 | 79.9 | 246 | Narshingdi | Narshingdi Sadar | 119511 | 94263 | 78.9 |
| 171 | Dinajpur | Kaharole | 34579 | 27638 | 79.9 | 247 | Mymensingh | Bhaluka | 87631 | 69096 | 78.8 |
| 172 | Seraiganj | Rayganj | 68589 | 54817 | 79.9 | 248 | Thakurgaon | Thakurgaon Sadar | 122470 | 96565 | 78.8 |
| 173 | Gazipur | Tongi | 36117 | 28865 | 79.9 | 249 | Seraiganj | Kamarkhand | 29046 | 22901 | 78.8 |
| 174 | Kustia | Kumarkhali | 72939 | 58279 | 79.9 | 250 | Satkhira | Shyamnagar | 73290 | 57763 | 78.8 |
| 175 | Rangpur | Pirganj | 94322 | 75352 | 79.9 | 251 | Kustia | Daulatpur | 110952 | 87441 | 78.8 |
| 176 | Nawabganj | Gomostapur | 62626 | 50022 | 79.9 | 252 | Comilla | Meghna | 22199 | 17494 | 78.8 |
| 177 | Magura | Magura Sadar | 81580 | 65158 | 79.9 | 253 | Kishoreganj | Bazitpur | 44363 | 34959 | 78.8 |
| 178 | Khulna | Khulna Sadar | 75653 | 60407 | 79.8 | 254 | Sunamganj | Dherai | 40207 | 31684 | 78.8 |
| 179 | Jessore | Jhikarghachha | 69229 | 55266 | 79.8 | 255 | Pirojpur | Indurkani | 15069 | 11868 | 78.8 |
| 180 | Bandarban | Ruma | 4387 | 3502 | 79.8 | 256 | Madaripur | Kalkini | 54488 | 42910 | 78.8 |
| 181 | Madaripur | Rajoir | 47210 | 37683 | 79.8 | 257 | Satkhira | Satkhira Sadar | 93538 | 73661 | 78.7 |
| 182 | Kishoreganj | Karimganj | 53068 | 42354 | 79.8 | 258 | Patuakhali | Patuakhali Sadar | 69911 | 55047 | 78.7 |
| 183 | Jhalakati | Kathalia | 20858 | 16643 | 79.8 | 259 | Jessore | Chowgachha | 53520 | 42124 | 78.7 |
| 184 | Moulavi Bazar | Komolganj | 46086 | 36771 | 79.8 | 260 | Kurigram | Rajarhat | 47607 | 37468 | 78.7 |
| 185 | Rangpur | Pirgachha | 74291 | 59275 | 79.8 | 261 | Mymensingh | Haluaghat | 66376 | 52234 | 78.7 |
| 186 | Patuakhali | Bauphal | 70001 | 55851 | 79.8 | 262 | Barguna | Bmna | 14374 | 11311 | 78.7 |
| 187 | Moulavi Bazar | Rajnagar | 40109 | 31995 | 79.8 | 263 | Brahmanbari | Ashuganj | 27880 | 21934 | 78.7 |
| 188 | Patuakhali | Kalapara | 52345 | 41748 | 79.8 | 264 | Jhalakati | Jhalakati Sadar | 34347 | 27021 | 78.7 |
| 189 | Netrokona | Kalmakanda | 50673 | 40409 | 79.7 | 265 | Kishoreganj | Tarail | 29030 | 22835 | 78.7 |
| 190 | Habiganj | Chunarughat | 61519 | 49049 | 79.7 | 266 | Thakurgaon | Baliadangi | 42679 | 33571 | 78.7 |
| 191 | Cox's Bazar | Moheshkhali | 56849 | 45301 | 79.7 | 267 | Pirojpur | Pirojpur Sadar | 27772 | 21838 | 78.6 |
| 192 | Khulna | Fultala | 27585 | 21980 | 79.7 | 268 | Rajbari | Baliakandi | 45184 | 35521 | 78.6 |
| 193 | Seraiganj | Sirajganj Sadar | 112116 | 89328 | 79.7 | 269 | Comilla | Burichong | 65859 | 51774 | 78.6 |
| 194 | Naogaon | Mohadebpur | 69510 | 55369 | 79.7 | 270 | Sherpur | Nakla | 42847 | 33678 | 78.6 |
| 195 | Comilla | Debidwar | 90604 | 72157 | 79.6 | 271 | Pabna | Bhangoora | 29235 | 22966 | 78.6 |
| 196 | Kustia | Bheramara | 50721 | 40389 | 79.6 | 272 | Thakurgaon | Haripur | 31261 | 24554 | 78.5 |
| 197 | Tangail | Bhuapur | 42412 | 33761 | 79.6 | 273 | Bagerhat | Chitalmari | 27347 | 21476 | 78.5 |
| 198 | Sunamganj | Dharmapasa | 43425 | 34566 | 79.6 | 274 | Gazipur | Gazipur Sadar | 113964 | 89483 | 78.5 |
| 199 | Sherpur | Sribordi | 56951 | 45321 | 79.6 | 275 | Patuakhali | Golachipa | 80499 | 63191 | 78.5 |
| 200 | Rajbari | Rajbari Sadar | 70943 | 56446 | 79.6 | 276 | Kustia | Mirpur | 77798 | 61062 | 78.5 |
| 201 | Seraiganj | Belkuchi | 68981 | 54883 | 79.6 | 277 | Habiganj | Nabiganj | 59385 | 46595 | 78.5 |
| 202 | Jamalpur | Bakshiganj | 40784 | 32440 | 79.5 | 278 | Rangpur | Rangpur Sadar | 136352 | 106959 | 78.4 |
| 203 | Mymensingh | Dhubaura | 40491 | 32197 | 79.5 | 279 | Lalmonirhat | Lalmonirhat Sadar | 77513 | 60787 | 78.4 |
| 204 | Sunamganj | Bishwamvarpur | 26540 | 21103 | 79.5 | 280 | Pirojpur | Nesarabad | 38615 | 30280 | 78.4 |
| 205 | Shariatpur | Naria | 41564 | 33049 | 79.5 | 281 | Netrokona | Durgapur | 45646 | 35749 | 78.3 |
| 206 | Pabna | Bera | 56869 | 45213 | 79.5 | 282 | Chittagong | Banshkhali | 78566 | 61531 | 78.3 |
| 207 | Shariatpur | Palong (Sadar) | 42561 | 33828 | 79.5 | 283 | Pirojpur | Nazirpur | 32093 | 25133 | 78.3 |
| 208 | Patuakhali | Dashmina | 26525 | 21080 | 79.5 | 284 | Khulna | Rupsha | 37730 | 29546 | 78.3 |
| 209 | Gazipur | Kaliakair | 59390 | 47189 | 79.5 | 285 | Magura | Mohammadpur | 41225 | 32281 | 78.3 |
| 210 | Faridpur | Nagarkanda | 36583 | 29063 | 79.4 | 286 | Sylhet | Jaintapur | 29186 | 22846 | 78.3 |
| 211 | Khulna | Koyra | 40581 | 32234 | 79.4 | 287 | Rajbari | Pangsha | 88491 | 69262 | 78.3 |
| 212 | Gaibandha | Gaibandha Sadar | 101022 | 80243 | 79.4 | 288 | Jamalpur | Islampur | 64706 | 50639 | 78.3 |
| 213 | Cox's Bazar | Ramu | 44592 | 35410 | 79.4 | 289 | Tangail | Ghatail | 102242 | 80014 | 78.3 |
| 214 | Kishoreganj | Kuliarchar | 33464 | 26573 | 79.4 | 290 | Kurigram | Char Rajibpur | 22422 | 17546 | 78.3 |
| 215 | Nawabganj | Shibganj | 128648 | 102125 | 79.4 | 291 | Kurigram | Kurigram Sadar | 75063 | 58738 | 78.3 |
| 216 | Khagrachhari | Dighinala | 17489 | 13883 | 79.4 | 292 | Shariatpur | Damoddyia | 23082 | 18057 | 78.2 |
| 217 | Habiganj | Lakhai | 28967 | 22994 | 79.4 | 293 | Habiganj | Madhabpur | 63432 | 49620 | 78.2 |
| 218 | Gopalganj | Kotalipara | 44104 | 35009 | 79.4 | 294 | Pabna | Faridpur | 27640 | 21621 | 78.2 |
| 219 | Dinajpur | Ghoraghat | 25206 | 20002 | 79.4 | 295 | Shariatpur | Bhedarganj | 43565 | 34077 | 78.2 |
| 220 | Gopalganj | Tungipara | 20885 | 16572 | 79.3 | 296 | Chandpur | Chandpur Sadar | 73518 | 57503 | 78.2 |
| 221 | Narshingdi | Belaboo | 40544 | 32170 | 79.3 | 297 | Bhola | Tajumuddin | 26914 | 21029 | 78.1 |
| 222 | Tangail | Kalihati | 85705 | 68002 | 79.3 | 298 | Sylhet | Golapganj | 47209 | 36878 | 78.1 |
| 223 | Khagrachhari | Khagrachhari Sadar | 18589 | 14741 | 79.3 | 299 | Tangail | Mirzapur | 94759 | 74004 | 78.1 |
| 224 | Sunamganj | Tahirpur | 36055 | 28587 | 79.3 | 300 | Madaripur | Shibchar | 58721 | 45859 | 78.1 |

| Sl. No. | Name of District | Name of Upazila | Total Couples | Total Acceptors | CAR (%) | Sl. No. | Name of District | Name of Upazila | Total Couples | Total Acceptors | CAR (%) |
|---------|------------------|--------------------|---------------|-----------------|---------|---------|------------------|------------------|---------------|-----------------|---------|
| 301 | Rajbari | Goalunda Ghat | 24900 | 19445 | 78.1 | 377 | Tangail | Basail | 38930 | 29946 | 76.9 |
| 302 | Mymensingh | Trisal | 89690 | 70034 | 78.1 | 378 | Mymensingh | Gouripur | 60380 | 46437 | 76.9 |
| 303 | Tangail | Tangail Sadar | 119260 | 93116 | 78.1 | 379 | Dhaka | Savar | 163375 | 125591 | 76.9 |
| 304 | Thakurgaon | Pirganj | 48890 | 38166 | 78.1 | 380 | Noakhali | Kabirhat | 35623 | 27381 | 76.9 |
| 305 | Lakshmipur | Ramgoti | 41465 | 32363 | 78.0 | 381 | Dhaka | Tejgaon | 173012 | 132943 | 76.8 |
| 306 | Chandpur | Faridganj | 82941 | 64701 | 78.0 | 382 | Sunamganj | Dowara Bazar | 38758 | 29749 | 76.8 |
| 307 | Pirojpur | Kawkhali | 12066 | 9408 | 78.0 | 383 | Noakhali | Sonaimuri | 64443 | 49389 | 76.6 |
| 308 | Moulavi Bazar | Sreemongal | 62958 | 49084 | 78.0 | 384 | Comilla | Barura | 86635 | 66395 | 76.6 |
| 309 | Naogaon | Dhamoirhat | 43581 | 33974 | 78.0 | 385 | Khagrachhar | Panchhari | 10916 | 8357 | 76.6 |
| 310 | Barisal | Uzirpur | 46463 | 36220 | 78.0 | 386 | Pabna | Sujanagar | 61855 | 47324 | 76.5 |
| 311 | Netrokona | Mohonganj | 31249 | 24360 | 78.0 | 387 | Lakshmipur | Raipur | 57332 | 43858 | 76.5 |
| 312 | Bandarban | Rowangchhari | 5028 | 3919 | 77.9 | 388 | Chittagong | Doublemooring | 44755 | 34235 | 76.5 |
| 313 | Khagrachhari | Mahalchhari | 9080 | 7076 | 77.9 | 389 | Khagrachhar | Lakshmichhari | 5597 | 4281 | 76.5 |
| 314 | Pabna | Ishwardi | 71424 | 55648 | 77.9 | 390 | Faridpur | Char Bhadrashion | 13371 | 10227 | 76.5 |
| 315 | Faridpur | Saltha | 34263 | 26694 | 77.9 | 391 | Pirojpur | Mathbaria | 48262 | 36853 | 76.4 |
| 316 | Naogaon | Rani Nagar | 41886 | 32629 | 77.9 | 392 | Sunamganj | Sulla | 19641 | 14992 | 76.3 |
| 317 | Meherpur | Gagni | 76960 | 59949 | 77.9 | 393 | Kurigram | Bhurungamari | 62227 | 47496 | 76.3 |
| 318 | Pabna | Pabna Sadar | 133995 | 104368 | 77.9 | 394 | Narshingdi | Raipura | 108949 | 83154 | 76.3 |
| 319 | Narshingdi | Palash | 41212 | 32096 | 77.9 | 395 | Faridpur | Sadarpur | 34396 | 26234 | 76.3 |
| 320 | Bagerhat | Mollahat | 27108 | 21111 | 77.9 | 396 | Noakhali | Begumganj | 109403 | 83375 | 76.2 |
| 321 | Cox's Bazar | Ukhiya | 37676 | 29340 | 77.9 | 397 | Comilla | Muradnagar | 112597 | 85722 | 76.1 |
| 322 | Kurigram | Roumari | 43744 | 34064 | 77.9 | 398 | Chittagong | Mirsharai | 84396 | 64247 | 76.1 |
| 323 | Sylhet | Sylhet Sadar | 94188 | 73340 | 77.9 | 399 | Noakhali | Senbag | 53735 | 40904 | 76.1 |
| 324 | Chandpur | Hemchar | 18904 | 14719 | 77.9 | 400 | Sunamganj | Sadar (South) | 27992 | 21289 | 76.1 |
| 325 | Magura | Sripur | 35647 | 27753 | 77.9 | 401 | Chandpur | Sharasti | 47703 | 36277 | 76.0 |
| 326 | Bandarban | Thanchi | 3968 | 3089 | 77.8 | 402 | Noakhali | Hatiya | 73355 | 55784 | 76.0 |
| 327 | Kishoreganj | Hossainpur | 37755 | 29391 | 77.8 | 403 | Dhaka | Dhamrai | 88735 | 67477 | 76.0 |
| 328 | Netrokona | Modan | 27417 | 21335 | 77.8 | 404 | Dhaka | Mirpur | 88285 | 67134 | 76.0 |
| 329 | Khulna | Terokhada | 25970 | 20204 | 77.8 | 405 | Comilla | Laksham | 55181 | 41957 | 76.0 |
| 330 | Sylhet | Gowainghat | 51988 | 40424 | 77.8 | 406 | Cox's Bazar | Teknaf | 47932 | 36444 | 76.0 |
| 331 | Netrokona | Kendua | 58051 | 45131 | 77.7 | 407 | Pabna | Chatmohor | 73793 | 56093 | 76.0 |
| 332 | Chandpur | Hajiganj | 62560 | 48623 | 77.7 | 408 | Lakshmipur | Ramganj | 60692 | 46101 | 76.0 |
| 333 | Gaibandha | Shaghata | 54165 | 42096 | 77.7 | 409 | Barisal | Mehendiganj | 49643 | 37708 | 76.0 |
| 334 | Jhenaidaha | Kaliganj | 61214 | 47567 | 77.7 | 410 | Noakhali | Sudharam (Sadar) | 89050 | 67622 | 75.9 |
| 335 | Comilla | Daudkandi | 72367 | 56222 | 77.7 | 411 | Chandpur | Kachua | 80008 | 60748 | 75.9 |
| 336 | Bhola | Borhanuddin | 49348 | 38330 | 77.7 | 412 | Rangpur | Badarganj | 64983 | 49299 | 75.9 |
| 337 | Jhenaidaha | Jhenaidaha Sadar | 96630 | 75049 | 77.7 | 413 | Manikganj | Manikganj Sadar | 67745 | 51354 | 75.8 |
| 338 | Brahmanbaria | Brahmanbaria Sadar | 92213 | 71607 | 77.7 | 414 | Chittagong | Boalkhali | 45464 | 34450 | 75.8 |
| 339 | Faridpur | Boalmari | 55483 | 43081 | 77.6 | 415 | Comilla | Homna | 40126 | 30405 | 75.8 |
| 340 | Gazipur | Kaliganj | 53851 | 41812 | 77.6 | 416 | Tangail | Delduar | 47444 | 35933 | 75.7 |
| 341 | Sylhet | Jakiganj | 35000 | 27170 | 77.6 | 417 | Barguna | Barguna Sadar | 59250 | 44840 | 75.7 |
| 342 | Kustia | Kushtia Sadar | 116365 | 90317 | 77.6 | 418 | Sylhet | Companiganj | 27387 | 20724 | 75.7 |
| 343 | Narayanganj | Narayanganj Sadar | 195811 | 151961 | 77.6 | 419 | Chittagong | Hathazari | 73183 | 55366 | 75.7 |
| 344 | Mymensingh | Fulbaria | 85965 | 66692 | 77.6 | 420 | Chittagong | Panchlaish | 31188 | 23578 | 75.6 |
| 345 | Rangpur | Kaunia | 48616 | 37713 | 77.6 | 421 | Noakhali | Subarna Char | 51377 | 38834 | 75.6 |
| 346 | Moulavi Bazar | Juri | 24920 | 19330 | 77.6 | 422 | Cox's Bazar | Kutubdia | 22534 | 17032 | 75.6 |
| 347 | Mymensingh | Gafargaon | 86797 | 67313 | 77.6 | 423 | Barisal | Babuganj | 26487 | 20004 | 75.5 |
| 348 | Comilla | Adarsho Sadar | 112090 | 86915 | 77.5 | 424 | Barisal | Hizla | 25007 | 18872 | 75.5 |
| 349 | Jhenaidaha | Moheshpur | 72859 | 56468 | 77.5 | 425 | Narayanganj | Rupganj | 91994 | 69418 | 75.5 |
| 350 | Gazipur | Sreepur | 101281 | 78475 | 77.5 | 426 | Netrokona | Purbadhala | 56645 | 42743 | 75.5 |
| 351 | Narayanganj | Bandar | 65642 | 50843 | 77.5 | 427 | Kurigram | Nageswari | 100149 | 75569 | 75.5 |
| 352 | Netrokona | Netrokona Sadar | 68797 | 53269 | 77.4 | 428 | Comilla | Chandina | 75610 | 57046 | 75.4 |
| 353 | Barisal | Bakerganj | 64219 | 49666 | 77.3 | 429 | Jhenaidaha | Sailkupa | 80703 | 60863 | 75.4 |
| 354 | Kurigram | Fulbari | 39488 | 30539 | 77.3 | 430 | Lakshmipur | Kamalnagar | 36566 | 27551 | 75.3 |
| 355 | Faridpur | Bhanga | 54595 | 42209 | 77.3 | 431 | Tangail | Nagarpur | 65160 | 49081 | 75.3 |
| 356 | Kustia | Khoksa | 30556 | 23618 | 77.3 | 432 | Shariatpur | Janjira | 35335 | 26603 | 75.3 |
| 357 | Kishoreganj | Mithamoin | 23729 | 18341 | 77.3 | 433 | Munshiganj | Lohajong | 31757 | 23871 | 75.2 |
| 358 | Rangpur | Mithapukur | 115772 | 89483 | 77.3 | 434 | Chittagong | Satkania | 68273 | 51319 | 75.2 |
| 359 | Netrokona | Atpara | 26351 | 20354 | 77.2 | 435 | Narayanganj | Sonargaon | 84784 | 63628 | 75.0 |
| 360 | Barisal | Agailjhara | 28092 | 21696 | 77.2 | 436 | Sunamganj | Sunamganj Sadar | 42633 | 31994 | 75.0 |
| 361 | Sylhet | Balaganj | 49940 | 38555 | 77.2 | 437 | Munshiganj | Serajdikhan | 57565 | 43174 | 75.0 |
| 362 | Rangpur | Taraganj | 34816 | 26864 | 77.2 | 438 | Barisal | Banaripara | 29030 | 21771 | 75.0 |
| 363 | Mymensingh | Phulpur | 121568 | 93796 | 77.2 | 439 | Pabna | Atghoria | 35147 | 26352 | 75.0 |
| 364 | Narshingdi | Monohordi | 57325 | 44210 | 77.1 | 440 | Barisal | Barisal Sadar | 82367 | 61727 | 74.9 |
| 365 | Naogaon | Patnitola | 54602 | 42096 | 77.1 | 441 | Chittagong | Anwara | 47098 | 35264 | 74.9 |
| 366 | Chandpur | Matlab (South) | 43441 | 33489 | 77.1 | 442 | Lakshmipur | Lakshmipur Sadar | 135349 | 101315 | 74.9 |
| 367 | Dhaka | Keraniganj | 142329 | 109722 | 77.1 | 443 | Khagrachhar | Manikchhari | 11268 | 8434 | 74.8 |
| 368 | Habiganj | Azmiriganj | 20079 | 15462 | 77.0 | 444 | Cox's Bazar | Coxs Bazar Sadar | 80993 | 60567 | 74.8 |
| 369 | Jhenaidaha | Kotchandpur | 31733 | 24436 | 77.0 | 445 | Manikganj | Daulatpur | 35699 | 26690 | 74.8 |
| 370 | Comilla | Monohargonj | 48642 | 37449 | 77.0 | 446 | Brahmanbari | Nabinagar | 91272 | 68092 | 74.6 |
| 371 | Barguna | Amtali | 65647 | 50540 | 77.0 | 447 | Kurigram | Ulipur | 103241 | 76990 | 74.6 |
| 372 | Netrokona | Khaliaghuri | 17298 | 13317 | 77.0 | 448 | Gazipur | Kapasias | 70126 | 52207 | 74.4 |
| 373 | Mymensingh | Nandail | 83110 | 63974 | 77.0 | 449 | Brahmanbari | Akhaura | 29906 | 22254 | 74.4 |
| 374 | Sylhet | Biswanath | 30267 | 23292 | 77.0 | 450 | Barguna | Betagi | 23487 | 17460 | 74.3 |
| 375 | Rangpur | Gangachara | 67871 | 52229 | 77.0 | 451 | Cox's Bazar | Pekua | 31417 | 23333 | 74.3 |
| 376 | Sylhet | Fenchuganj | 17900 | 13774 | 76.9 | 452 | Feni | Sonagazi | 53561 | 39747 | 74.2 |

| Sl. No. | Name of District | Name of Upazila | Total Couples | Total Acceptors | CAR (%) | Sl. No. | Name of District | Name of Upazila | Total Couples | Total Acceptors | CAR (%) |
|---------|------------------|---------------------|---------------|-----------------|---------|---------|------------------|-----------------|---------------|-----------------|---------|
| 453 | Chittagong | Sitakunda | 73514 | 54440 | 74.1 | 469 | Khagrachhar | Ramgarh | 12292 | 8954 | 72.8 |
| 454 | Sylhet | Kanaighat | 46871 | 34705 | 74.0 | 470 | Brahmanbari | Sarail | 54086 | 39303 | 72.7 |
| 455 | Brahmanbaria | Bancharampur | 58235 | 43116 | 74.0 | 471 | Brahmanbari | Nasirnagar | 55084 | 39994 | 72.6 |
| 456 | Sylhet | Biani Bazar | 35074 | 25952 | 74.0 | 472 | Feni | Fulgazi | 23606 | 17097 | 72.4 |
| 457 | Chandpur | Motlab (North) | 57565 | 42516 | 73.9 | 473 | Feni | Feni Sadar | 89645 | 64900 | 72.4 |
| 458 | Feni | Parshuram | 19653 | 14482 | 73.7 | 474 | Munshiganj | Srinagar | 57570 | 41477 | 72.0 |
| 459 | Narayanganj | Araihazar | 80461 | 59285 | 73.7 | 475 | Chittagong | Lohagora | 48937 | 35218 | 72.0 |
| 460 | Manikganj | Singair | 62367 | 45948 | 73.7 | 476 | Tangail | Shakhipur | 68182 | 49036 | 71.9 |
| 461 | Chittagong | Sandwip | 58875 | 43360 | 73.6 | 477 | Chittagong | Patiya | 97192 | 69754 | 71.8 |
| 462 | Manikganj | Harirampur | 31297 | 23026 | 73.6 | 478 | Dhaka | Nawabganj | 66352 | 47590 | 71.7 |
| 463 | Noakhali | Chatkhil | 44731 | 32877 | 73.5 | 479 | Munshiganj | Tongibari | 37410 | 26754 | 71.5 |
| 464 | Chittagong | Rangunia | 73451 | 53918 | 73.4 | 480 | Comilla | Nangolkot | 74560 | 53164 | 71.3 |
| 465 | Chittagong | Chandlaish | 43888 | 32149 | 73.3 | 481 | Brahmanbari | Bijoy Nagar | 49428 | 35171 | 71.2 |
| 466 | Munshiganj | Gazaria | 30220 | 22119 | 73.2 | 482 | Chittagong | Fatichhari | 104658 | 74434 | 71.1 |
| 467 | Comilla | Comilla Sadar South | 81895 | 59822 | 73.0 | 483 | Barisal | Muladi | 30499 | 21619 | 70.9 |
| 468 | Brahmanbaria | Kashba | 64010 | 46721 | 73.0 | 484 | Feni | Dagonbhuiyan | 51088 | 36113 | 70.7 |
| | | | | | | 485 | Noakhali | Companiganj | 49106 | 34651 | 70.6 |

Table -16 : List of Upazila achieved CAR 60-69% and <59% upto the end of August 2017

| Sl. No. | Name of District | Name of Upazila | Total Couples | Total Acceptors | CAR (%) |
|---------|------------------|------------------|---------------|-----------------|---------|
| 1 | Munshiganj | Munshiganj Sadar | 79606 | 54468 | 68.4 |
| 2 | Dhaka | Dohar | 46050 | 29922 | 65.0 |
| 1 | Feni | Chhagalnaiya | 34316 | 19490 | 56.8 |

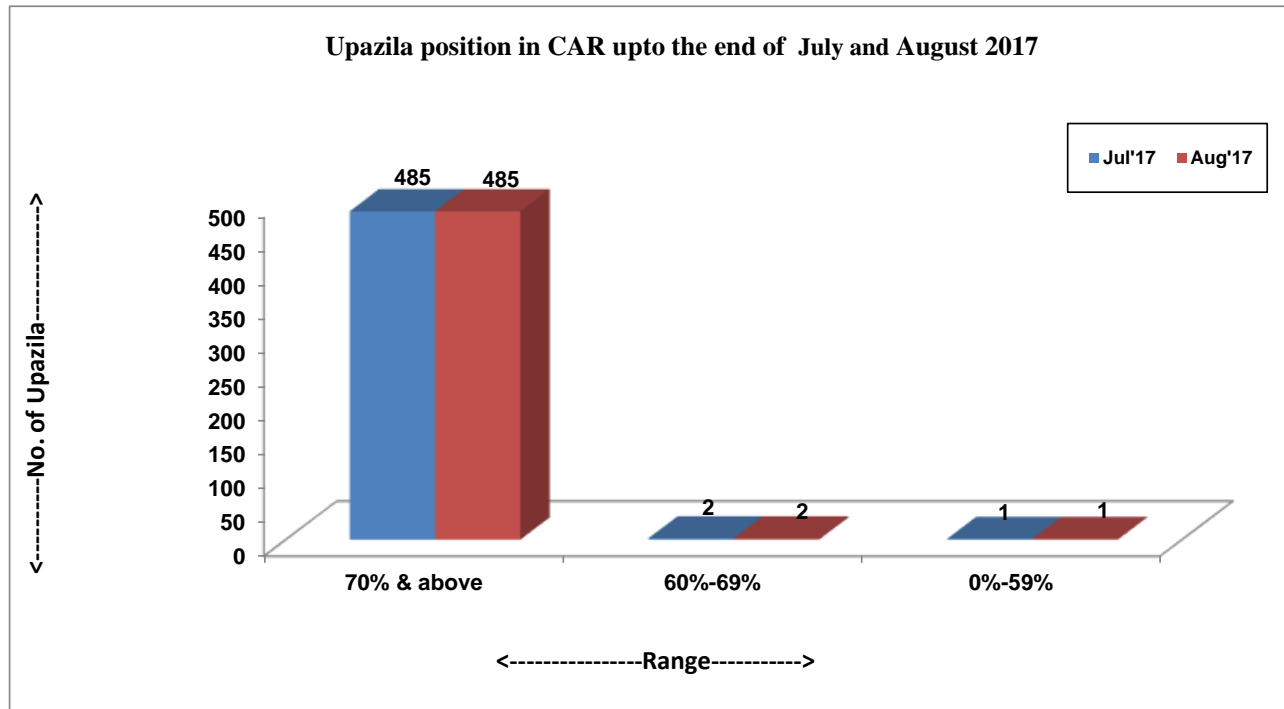


Table -17: Method wise Dropout and Switch Over by Division upto the end of August 2017

| Division | Number of Acceptors droppedout and Switch Over | | | | | | | | | |
|-----------------|--|--------------|--------------|--------------|--------------|--------------|-------------|-------------|-------------|-------------|
| | Oral Pill | | Condom | | Injectable | | IUD | | Implant | |
| | No Method | Switch Over | No Method | Switch Over | No Method | Switch Over | No Method | Switch Over | No Method | Switch Over |
| Rangpur | 9436 | 8018 | 2032 | 2043 | 5748 | 8020 | 466 | 456 | 1081 | 1327 |
| Rajshahi | 9755 | 7297 | 4119 | 3306 | 4063 | 4139 | 542 | 428 | 892 | 1169 |
| Khulna | 8417 | 5979 | 3488 | 2541 | 3908 | 3621 | 468 | 314 | 797 | 842 |
| Barisal | 4011 | 2823 | 1015 | 665 | 2811 | 2160 | 341 | 244 | 550 | 380 |
| Dhaka | 19362 | 12203 | 6667 | 4898 | 7773 | 6438 | 1267 | 791 | 1795 | 1650 |
| Chittagong | 10790 | 5874 | 4036 | 2255 | 6139 | 4133 | 1059 | 594 | 1292 | 857 |
| Sylhet | 6043 | 2782 | 1990 | 930 | 2349 | 1292 | 417 | 141 | 520 | 325 |
| National | 67814 | 44976 | 23347 | 16638 | 32791 | 29803 | 4560 | 2968 | 6927 | 6550 |

Table -18: Contraceptive Acceptors and Acceptance Rate by Division upto the end of July and August 2017

| Division | Month | Total Eligible Couple | Total Number of Acceptors | | | | | | | CAR (%) |
|-----------------|---------------|-----------------------|---------------------------|---------------|----------------|----------------|-----------------|----------------|-----------------|-------------|
| | | | Permanent Method | IUD | Implant | Injectable | Oral Pill | Condom | Total | |
| Rangpur | Jul'17 | 3557757 | 452734 | 65969 | 159547 | 637431 | 1375811 | 143584 | 2835076 | 79.7 |
| | Aug'17 | 3561400 | 453593 | 66457 | 161104 | 633370 | 1378760 | 144609 | 2837893 | 79.7 |
| Rajshahi | Jul'17 | 4145197 | 476913 | 99068 | 152816 | 619206 | 1661244 | 353898 | 3363145 | 81.1 |
| | Aug'17 | 4147857 | 477727 | 99498 | 155198 | 619611 | 1662493 | 354855 | 3369382 | 81.2 |
| Khulna | Jul'17 | 3438364 | 418216 | 82419 | 133201 | 571051 | 1271223 | 276158 | 2752268 | 80.0 |
| | Aug'17 | 3441022 | 419250 | 82701 | 134041 | 571456 | 1271658 | 276632 | 2755738 | 80.1 |
| Barisal | Jul'17 | 1622626 | 137062 | 51539 | 85303 | 348560 | 575443 | 76343 | 1274250 | 78.5 |
| | Aug'17 | 1623887 | 137443 | 51792 | 86363 | 348245 | 576153 | 76456 | 1276452 | 78.6 |
| Dhaka | Jul'17 | 7639966 | 729717 | 215547 | 317193 | 1029672 | 3079709 | 577574 | 5949412 | 77.9 |
| | Aug'17 | 7647965 | 732433 | 216849 | 320970 | 1031802 | 3080543 | 577920 | 5960517 | 77.9 |
| Chittagong | Jul'17 | 4977821 | 422987 | 179506 | 194403 | 847146 | 1791679 | 336938 | 3772659 | 75.8 |
| | Aug'17 | 4983481 | 424276 | 180399 | 197904 | 847095 | 1793650 | 336796 | 3780120 | 75.9 |
| Sylhet | Jul'17 | 1629474 | 202637 | 57244 | 67757 | 221558 | 600130 | 128250 | 1277576 | 78.4 |
| | Aug'17 | 1631203 | 203474 | 57240 | 68575 | 221920 | 600702 | 128323 | 1280234 | 78.5 |
| National | Jul'17 | 27011205 | 2840266 | 751292 | 1110220 | 4274624 | 10355239 | 1892745 | 21224386 | 78.6 |
| | Aug'17 | 27036815 | 2848196 | 754936 | 1124155 | 4273499 | 10363959 | 1895591 | 21260336 | 78.6 |

Table -19: Status of Contraceptive Method-Mix based on CAR at the end of the Month of August 2017

| Method | Rangpur | Rajshahi | Khulna | Barisal | Dhaka | Chittagong | Sylhet | National |
|------------------|--------------|--------------|--------------|--------------|--------------|--------------|--------------|--------------|
| Permanent Method | 16.0 | 14.2 | 15.2 | 10.8 | 12.3 | 11.2 | 15.9 | 13.4 |
| I U D | 2.3 | 3.0 | 3.0 | 4.1 | 3.6 | 4.8 | 4.5 | 3.6 |
| Implant | 5.7 | 4.6 | 4.9 | 6.8 | 5.4 | 5.2 | 5.4 | 5.3 |
| Injectables | 22.3 | 18.4 | 20.7 | 27.3 | 17.3 | 22.4 | 17.3 | 20.1 |
| Oral Pill | 48.6 | 49.3 | 46.1 | 45.1 | 51.7 | 47.4 | 46.9 | 48.7 |
| Condom | 5.1 | 10.5 | 10.0 | 6.0 | 9.7 | 8.9 | 10.0 | 8.9 |
| Total | 100.0 | 100.0 | 100.0 | 100.0 | 100.0 | 100.0 | 100.0 | 100.0 |

Method-Mix for the month of August 2017

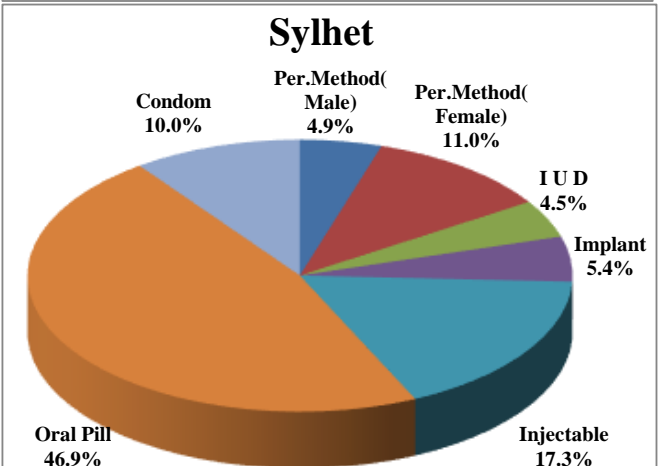
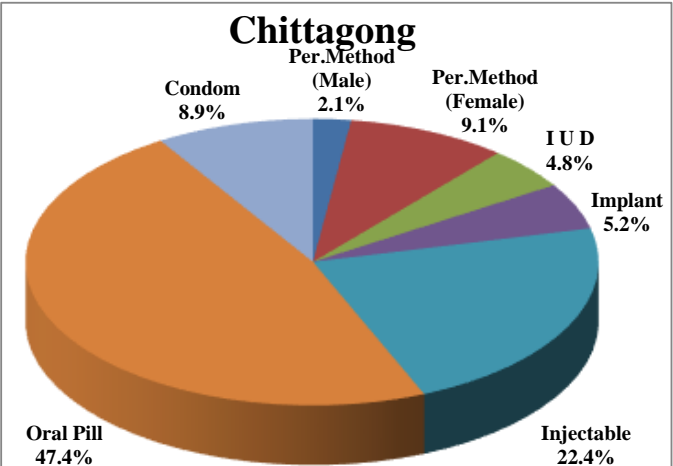
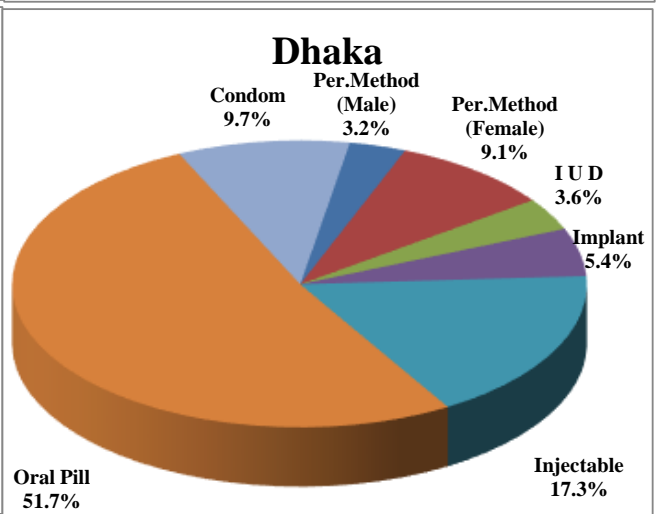
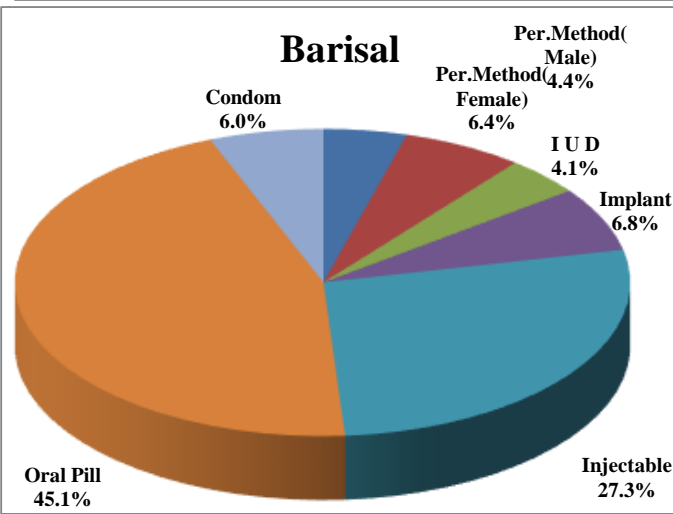
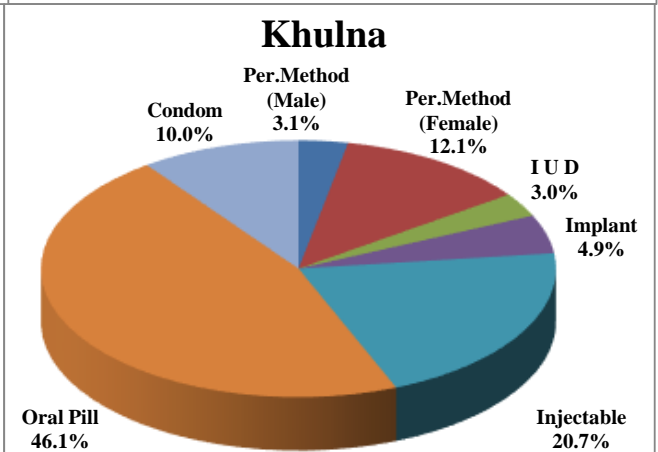
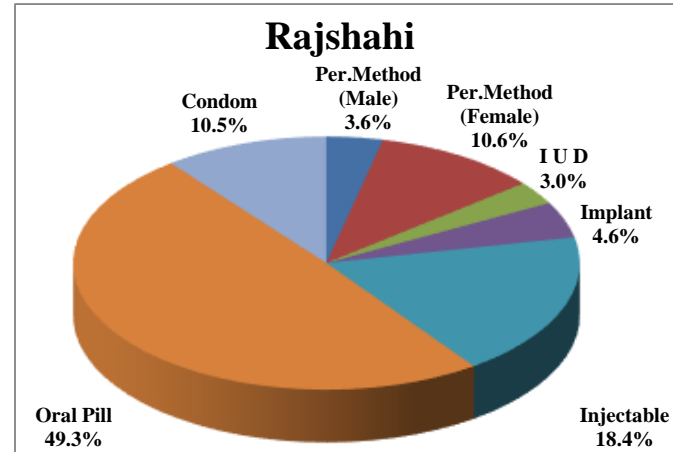
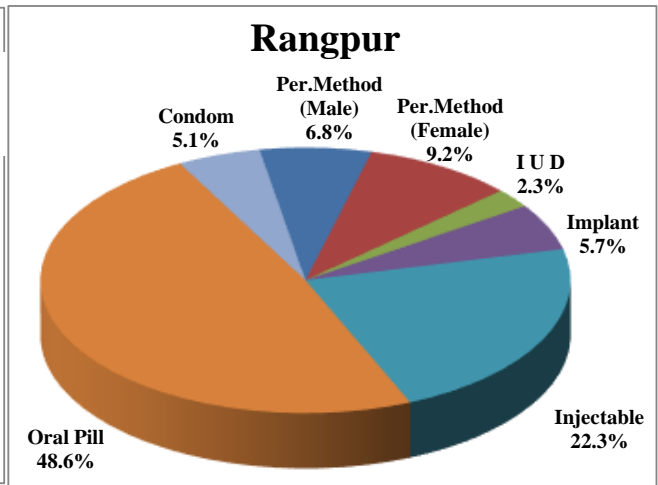
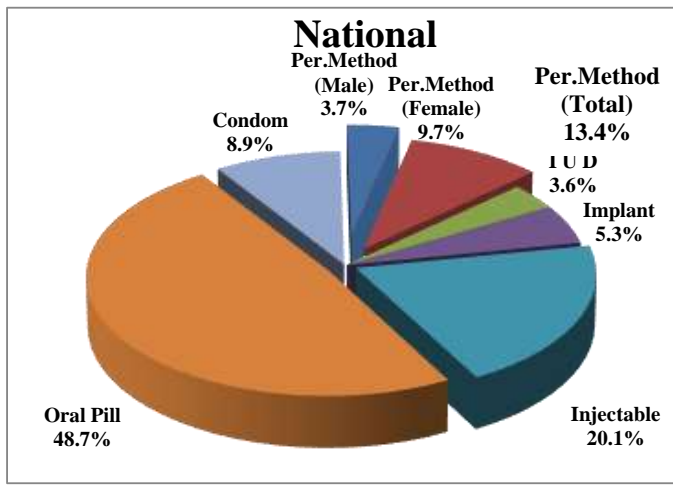


Table -20: Performance by type of MCH services for the month of July and August 2017

| Services | | Performance | | % Change of Aug'17 over Jul'17 |
|--|---|--------------|--------------|--------------------------------|
| | | Jul'17 | Aug'17 | |
| Number of Pregnant Women | | 900044 | 907265 | 0.8 |
| No. of High Risk Pregnant Mother Referred | | 4214 | 4069 | -3.4 |
| Antenatal Care | 1 st visit (within 4 Month) | 190156 | 188299 | -1.0 |
| | 2 nd visit (within 6 Month) | 172004 | 166728 | -3.1 |
| | 3 rd visit (within 8 Month) | 144805 | 149238 | 3.1 |
| | 4 th visit (in 9 th month) (including MCHTI, MFSTC & FWVTI-Raj) | 122884 | 122326 | -0.5 |
| Delivery conducted in MCHTI, MFSTC, FWVTI-Rajshahi, MCWC, UHC, UH&FWC & NGO Clinics | Normal | 29784 | 31474 | 5.7 |
| | C-Section | 24726 | 25572 | 3.4 |
| | Total Delivery | 54510 | 57046 | 4.7 |
| Postnatal Care (including MCHTI, MFSTC, FWVTI-Raj, MCWC, UHC, UH&FWC) | PNC-1 (within 24 Hour) | 46377 | 47776 | 3.0 |
| | PNC-2 (within 2- 3 day) | 41115 | 42452 | 3.3 |
| | PNC-3 (within 7 -14 day) | 49613 | 51583 | 4.0 |
| | PNC-4 (within 42-48 day) | 65516 | 66398 | 1.3 |
| Treatment of RTI/STI (MCHTI, MFSTC, FWVTI-Raj & MCWCs) | | 98051 | 97849 | -0.2 |
| TT for Women (15 - 49 Yrs.) | 1 st dose | 122408 | 124837 | 2.0 |
| | 2 nd dose | 120180 | 120759 | 0.5 |
| | 3 rd dose | 120886 | 121680 | 0.7 |
| | 4 th dose | 110832 | 112370 | 1.4 |
| | 5 th dose | 111864 | 111273 | -0.5 |
| Immunization | | | | |
| BCG (Vaccine) | | 134647 | 130171 | -3.3 |
| OPV & Pentavalent (DPT,Hep-B,Hib) | PCV 1 | 148135 | 143628 | -3.0 |
| | PCV 2 | 151654 | 144173 | -4.9 |
| | 3 | 142501 | 140268 | -1.6 |
| PCV 3 | | 139106 | 135904 | -2.3 |
| MR & OPV-4 | | 143631 | 140390 | -2.3 |
| Measles (Vaccine) | | 124968 | 123629 | -1.1 |
| General Treatment | | 2152713 | 2928051 | 36.0 |
| Number of ECP acceptors | | 8013 | 8214 | 2.5 |
| Number of MR done (Both Govt. & NGOs) | | 13058 | 13033 | -0.2 |
| Live Birth | At Home by Trained Persons | 39237 | 39866 | 1.6 |
| | At Home by Non-trained Persons | 12740 | 12617 | -1.0 |
| | Total Live Birth | 51977 | 52483 | 1.0 |
| Still Births (Including MCHTI, MFSTC & FWVTI-Raj) | | 203 | 231 | 13.8 |
| Death | Neonatal Deaths (0 - 28 day) | 325 | 348 | 7.1 |
| | Infant Death (29 days -<1 Yr.) | 112 | 132 | 17.9 |
| | Child Death (1 - <5Yrs.) | 204 | 228 | 11.8 |
| | Maternal Deaths | 69 | 79 | 14.5 |
| | Other Death | 22408 | 21493 | -4.1 |
| | Total Death | 23118 | 22280 | -3.6 |
| No. of Female patient (Indoor admission) | | 9775 | 12142 | 24.2 |
| No. of Child patient (Indoor admission) | | 3028 | 3509 | 15.9 |
| No. of Health Education in UH&FWC | | 17285 | 18027 | 4.3 |

* See Page - 11 for clarification

Table -21: Performance by type of Nutrition services for the month of July and August 2017

| Services | | Performance | | % Change of Aug'17 over Jul'17 |
|--|---|-------------|--------|--------------------------------|
| | | Jul'17 | Aug'17 | |
| Nutrition Services for Pregnant Women, 0-59 months aged child and Mother | Counseling on IYCF, IFA, Vitamin-A & Hand washing | 155280 | 156167 | 0.6 |
| | Received IFA (Pregnant women & Lactating mother) | 471859 | 491305 | 4.1 |
| | Received MNP Sachet (6-23 months) | 15555 | 16317 | 4.9 |
| | Breast feeding within 1-hour of birth (0-<6 months child) | 59331 | 62912 | 6.0 |
| | Exclusive Breast feeding (up to 6 months) | 90586 | 94144 | 3.9 |
| | Complimentary feeding (after 6 months) | 166617 | 168639 | 1.2 |
| | Received Vitamin-A (6-59 months Child) | 7160 | 191338 | 2572.3 |
| | Received anti-helminthics Tablet (24-59 months Child) | 38070 | 40931 | 7.5 |
| | Received Zink pill with ORS (Suffering form diarrhoea) | 9485 | 9256 | -2.4 |
| | Suffering from MAM | 8298 | 7426 | -10.5 |
| | Suffering from SAM & Referred | 2387 | 2112 | -11.5 |
| | No. of Child Stunting | 4627 | 5186 | 12.1 |
| | No. of Child Wasting | 4865 | 4778 | -1.8 |
| | No. of Child Under weight | 5421 | 5825 | 7.5 |

Annex - A: Summary of the Couples and Acceptors by Month since March 2017

| Indicators | Mar'17 | Apr'17 | May'17 | Jun'17 | Jul'17 | Aug'17 |
|-------------------------------------|----------|----------|----------|----------|----------|----------|
| Number of Total Couples | 26899843 | 26927361 | 26949636 | 26964010 | 27011205 | 27036815 |
| Number of Total Acceptors | 21067507 | 21106667 | 21140132 | 21164934 | 21224386 | 21260336 |
| Method Specific Acceptors | | | | | | |
| Permanent Method (Male) | 780029 | 780615 | 781983 | 783090 | 785845 | 789414 |
| Permanent Method (Female) | 2034752 | 2040762 | 2045788 | 2048234 | 2054421 | 2058782 |
| Permanent Method (Total) | 2814781 | 2821377 | 2827771 | 2831324 | 2840266 | 2848196 |
| IUD (Users) | 738632 | 742039 | 744636 | 746599 | 751292 | 754936 |
| Implant (Users) | 1072538 | 1085687 | 1096343 | 1097968 | 1110220 | 1124155 |
| Injectable (Users) | 4257974 | 4260310 | 4263654 | 4266263 | 4274624 | 4273499 |
| Oral Pill (Acceptors) | 10305266 | 10315059 | 10323807 | 10335406 | 10355239 | 10363959 |
| Condom (Acceptors) | 1878235 | 1882195 | 1883921 | 1887374 | 1892745 | 1895591 |
| CAR (Contraceptive Acceptance Rate) | 78.3 | 78.4 | 78.4 | 78.5 | 78.6 | 78.6 |
| Number of Districts reported | 64 | 64 | 64 | 64 | 64 | 64 |
| Number of Upazilas reported | 488 | 488 | 488 | 488 | 488 | 488 |

Method Specific absolute performance by month since March 2017

| Indicators | Mar'17 | Apr'17 | May'17 | Jun'17 | Jul'17 | Aug'17 |
|----------------------------------|----------|----------|----------|----------|----------|----------|
| Permanent Method (Male, Cases) | 4833 | 4497 | 4497 | 2780 | 4995 | 5042 |
| Permanent Method (Female, Cases) | 7669 | 7280 | 7280 | 4239 | 8710 | 8270 |
| Permanent Method (Total, Cases) | 12502 | 11777 | 11777 | 7019 | 13705 | 13312 |
| I U D (in cases) | 19223 | 18798 | 18798 | 11216 | 21261 | 19295 |
| Implant (Cases) | 38615 | 33362 | 33362 | 8486 | 35965 | 37152 |
| Injectables (Doses) | 1054839 | 1049720 | 1049720 | 872123 | 1023972 | 975100 |
| Oral Pill (Cycles) | 8300903 | 8039354 | 8039354 | 7778508 | 8090581 | 7913257 |
| Condom (Pieces) | 12205029 | 11430288 | 11430288 | 10271654 | 11297769 | 11122354 |

Performance by types of MCH services by month since March 2017

| Services | Mar'17 | Apr'17 | May'17 | Jun'17 | Jul'17 | Aug'17 | |
|---|---|--------------|--------------|--------------|--------------|--------------|--------------|
| Number of Pregnant Women | 897579 | 907818 | 908163 | 901014 | 900044 | 907265 | |
| No. of High Risk Pregnant Mother Referred | 3641 | 4281 | 4139 | 4047 | 4214 | 4069 | |
| Antenatal Care | 1 st visit (within 4 Month) | 170279 | 178143 | 199373 | 149736 | 190156 | 188299 |
| | 2 nd visit (within 6 Month) | 153603 | 162677 | 158203 | 146183 | 172004 | 166728 |
| | 3 rd visit (within 8 Month) | 134148 | 134100 | 134347 | 126376 | 144805 | 149238 |
| | 4 th visit (in 9 th month) (including MCHTI, MESTC & FWVTI-Rai) | 113829 | 111678 | 116281 | 105150 | 122884 | 122326 |
| Delivery* | Normal | 31003 | 31166 | 30060 | 27580 | 29784 | 31474 |
| | Caesarian | 24622 | 24674 | 24587 | 22469 | 24726 | 25572 |
| | Total Delivery | 55625 | 55840 | 54647 | 50049 | 54510 | 57046 |

| Services | | Mar'17 | Apr'17 | May'17 | Jun'17 | Jul'17 | Aug'17 |
|--|--------------------------------|--------------|--------------|--------------|--------------|--------------|--------------|
| Postnatal Care* | PNC-1 (within 24 Hour) | 44749 | 43442 | 42837 | 41306 | 46377 | 47776 |
| | PNC-2 (within 2- 3 day) | 40567 | 40353 | 39407 | 37127 | 41115 | 42452 |
| | PNC-3 (within 7 -14 day) | 47561 | 48714 | 49362 | 45579 | 49613 | 51583 |
| | PNC-4 (within 42-48 day) | 64107 | 62420 | 62620 | 58000 | 65516 | 66398 |
| Treatment of RTI/STI (MCHTI, MFSTC, FWVTI & MCWCs) | | 88439 | 89801 | 89374 | 86247 | 98051 | 97715 |
| TT for Women (15 - 49 Yrs.) | 1 st dose | 130758 | 129754 | 127101 | 114525 | 122408 | 124837 |
| | 2 nd dose | 125504 | 125940 | 122801 | 115870 | 120180 | 120759 |
| | 3 rd dose | 124141 | 124860 | 120465 | 113017 | 120886 | 121680 |
| | 4 th dose | 113168 | 114926 | 111780 | 102969 | 110832 | 112370 |
| | 5 th dose | 112442 | 114331 | 110112 | 101651 | 111864 | 111273 |
| Immunization | | | | | | | |
| BCG (Vaccine) | | 132807 | 131718 | 130476 | 121384 | 134647 | 130171 |
| OPV & Pentavalent (DPT,Hep-B,Hib) | PCV 1 | 147283 | 142444 | 142552 | 133694 | 148135 | 143628 |
| | PCV 2 | 152579 | 143530 | 141271 | 134686 | 151654 | 144173 |
| | 3 | 151406 | 146775 | 142814 | 137733 | 142501 | 140268 |
| PCV 3 | | 154072 | 134154 | 129628 | 127643 | 139106 | 135904 |
| MR & OPV-4 | | 138372 | 141449 | 138727 | 129938 | 143631 | 140390 |
| Measles (Vaccine) | | 128570 | 130269 | 137745 | 115549 | 124968 | 123629 |
| General Treatment | | 2228480 | 2151380 | 2068693 | 1809688 | 2152713 | 2928051 |
| Number of ECP acceptors | | 9438 | 9587 | 9075 | 7418 | 8013 | 8214 |
| Number of MR done (Both Govt. & NGOs) | | 14115 | 13647 | 14352 | 12075 | 13058 | 13033 |
| Live Birth | At Home by Trained Persons | 42191 | 41815 | 40756 | 37539 | 39237 | 39866 |
| | At Home by Non-trained Persons | 13766 | 13300 | 13146 | 12303 | 12740 | 12617 |
| | Total Live Birth | 55957 | 55115 | 53902 | 49842 | 51977 | 52483 |
| Still Births (Including MCHTI, MFSTC & FWVTI-Raj) | | 254 | 234 | 282 | 217 | 203 | 231 |
| Death | Neonatal Death (0 - 28 day) | 392 | 337 | 352 | 253 | 325 | 348 |
| | Infant Death (29 days -<1 Yr.) | 149 | 134 | 106 | 75 | 112 | 132 |
| | Child Death (1 -< 5 Yrs.) | 192 | 192 | 277 | 163 | 204 | 228 |
| | Maternal Death | 78 | 73 | 107 | 58 | 69 | 79 |
| | Other Death | 23808 | 21618 | 21465 | 19072 | 22408 | 21493 |
| | Total Death | 24619 | 22354 | 22307 | 19621 | 23118 | 22280 |

* MCHTI, MFSTC, FWVTI-Raj, MCWC, UHC, UH&FWC

** See Page - 11 for clarification

Annex - B: Performance of RH-EOC of MCWCs, MCHTI, MFSTC & FWVTI-Raj for the month of August 2017

| SL # | Name of MCWC | Status | ANC (1st visit) | ANC (total) | PNC | Delivery | | | Gen. Pt | RTI/ STI | Med. tr | Child Care | | S.B | IUFD | MR | Immuni zation | Tubec tomy | NSV | Implant | IUD | Injectable | Oral pill (person) | Condom (person) |
|--------------------------|--------------------|--------|-----------------|-------------|-----|----------|-----|-------|---------|----------|---------|------------|-------|-----|------|----|---------------|------------|-----|---------|-----|------------|--------------------|-----------------|
| | | | | | | NVD | C/S | Total | | | | 0-1yr | 1-5yr | | | | | | | | | | | |
| Rajshahi Division | | | | | | | | | | | | | | | | | | | | | | | | |
| 1 | Bogra | C- EOC | 228 | 404 | 127 | 60 | 38 | 98 | 27 | 0 | 2 | 14 | 19 | 0 | 1 | 0 | 843 | 2 | 0 | 32 | 32 | 23 | 46 | 85 |
| 2 | Dupchacia, Bogra | B-EOC | 73 | 150 | 62 | 29 | 0 | 29 | 734 | 27 | 0 | 38 | 74 | 0 | 0 | 0 | 14 | 10 | 7 | 136 | 13 | 18 | 19 | 17 |
| 3 | Naogaon | C-EOC | 120 | 251 | 44 | 25 | 2 | 27 | 353 | 0 | 1 | 35 | 134 | 0 | 0 | 0 | 47 | 34 | 1 | 60 | 0 | 0 | 117 | 450 |
| 4 | Joypurhat | C- EOC | 189 | 479 | 100 | 37 | 3 | 40 | 851 | 65 | 35 | 121 | 275 | 0 | 0 | 8 | 514 | 54 | 3 | 199 | 24 | 48 | 41 | 47 |
| 5 | Rajshahi | C- EOC | 192 | 470 | 183 | 56 | 17 | 73 | 501 | 37 | 4 | 74 | 144 | 0 | 0 | 2 | 0 | 11 | 1 | 6 | 13 | 139 | 7 | 13 |
| 6 | Natore | C- EOC | 109 | 361 | 93 | 72 | 9 | 81 | 290 | 23 | 11 | 102 | 484 | 0 | 0 | 18 | 616 | 72 | 0 | 57 | 33 | 6 | 120 | 144 |
| 7 | Pabna | C- EOC | 255 | 996 | 242 | 106 | 39 | 146 | 670 | 64 | 4 | 265 | 202 | 0 | 0 | 22 | 135 | 3 | 2 | 44 | 18 | 65 | 75 | 29 |
| 8 | Sirajganj | C- EOC | 211 | 442 | 146 | 65 | 8 | 73 | 588 | 56 | 3 | 55 | 149 | 0 | 0 | 21 | 784 | 6 | 0 | 106 | 7 | 1 | 55 | 1 |
| 9 | Chapai-Nawabganj | C- EOC | 252 | 457 | 48 | 38 | 3 | 41 | 393 | 4 | 0 | 57 | 203 | 0 | 0 | 3 | 0 | 46 | 2 | 62 | 27 | 161 | 179 | 71 |
| Rangpur Division | | | | | | | | | | | | | | | | | | | | | | | | |
| 10 | Rangpur | C- EOC | 214 | 611 | 112 | 25 | 24 | 49 | 603 | 138 | 603 | 42 | 255 | 0 | 0 | 10 | 0 | 7 | 52 | 223 | 20 | 241 | 88 | 116 |
| 11 | Dinajpur | C- EOC | | 525 | 116 | 47 | 14 | 61 | 500 | 45 | 2 | 50 | 113 | 0 | 1 | 14 | 372 | 4 | 0 | 18 | 32 | 40 | 54 | 22 |
| 12 | Thakurgaon | C- EOC | 255 | 724 | 218 | 66 | 24 | 90 | 891 | 35 | 21 | 244 | 105 | 0 | 0 | 5 | 0 | 2 | 5 | 228 | 1 | 35 | 61 | 23 |
| 13 | Gaibandha | C-EOC | 362 | 622 | 307 | 240 | 8 | 248 | 639 | 140 | 38 | 280 | 144 | 0 | 3 | 21 | 0 | 30 | 49 | 335 | 13 | 7 | 23 | 12 |
| 14 | Nilphamari | C- EOC | 240 | 516 | 88 | 64 | 3 | 67 | 719 | 31 | 13 | 86 | 145 | 0 | 0 | 25 | 0 | 21 | 4 | 71 | 8 | 124 | 98 | 4 |
| 15 | Syedpur, Nilphamar | B- EOC | 118 | 225 | 49 | 63 | 0 | 63 | 311 | 15 | 13 | 122 | 212 | 0 | 0 | 8 | 0 | 13 | 0 | 80 | 17 | 186 | 153 | 31 |
| 16 | Kurigram | C-EOC | 190 | 350 | 109 | 57 | 7 | 64 | 360 | 15 | 5 | 65 | 28 | 0 | 0 | 10 | 236 | 11 | 3 | 92 | 8 | 76 | 132 | 33 |
| 17 | Lalmonirhat | C- EOC | 164 | 470 | 121 | 29 | 0 | 29 | 535 | 12 | 5 | 130 | 220 | 0 | 0 | 7 | 366 | 22 | 3 | 99 | 1 | 114 | 72 | 15 |
| 18 | Panchagore | C-EOC | 114 | 235 | 220 | 82 | 10 | 92 | 727 | 34 | 13 | 129 | 53 | 0 | 0 | 24 | 321 | 11 | 1 | 115 | 13 | 96 | 15 | 13 |
| 19 | Boda, Panchagar | C-EOC | 110 | 143 | 40 | 26 | 1 | 27 | 333 | 60 | 70 | 50 | 150 | 0 | 0 | 11 | 0 | 6 | 3 | 113 | 2 | 262 | 79 | 4 |
| Dhaka Division | | | | | | | | | | | | | | | | | | | | | | | | |
| 20 | Narayanganj | C- EOC | 152 | 341 | 95 | 15 | 12 | 27 | 283 | 34 | 0 | 250 | 123 | 0 | 0 | 12 | 0 | 1 | 0 | 20 | 5 | 80 | 82 | 80 |
| 21 | Munshiganj | C- EOC | 147 | 417 | 51 | 21 | 2 | 23 | 833 | 9 | 0 | 58 | 100 | 0 | 0 | 6 | 0 | 32 | 0 | 58 | 7 | 153 | 87 | 33 |
| 22 | Manikganj | C- EOC | 380 | 450 | 72 | 31 | 10 | 41 | 163 | 10 | 0 | 85 | 203 | 0 | 0 | 84 | 232 | 37 | 118 | 78 | 6 | 55 | 477 | 237 |
| 23 | Narsingdi | C-EOC | 956 | 1836 | 674 | 83 | 41 | 124 | 1530 | 82 | 6 | 602 | 654 | 0 | 0 | 0 | 0 | 11 | 0 | 38 | 33 | 132 | 215 | 28 |
| 24 | Tangail | C-EOC | 205 | 340 | 90 | 29 | 7 | 36 | 559 | 100 | 0 | 84 | 150 | 0 | 0 | 2 | 533 | 69 | 0 | 8 | 6 | 98 | 111 | 59 |
| 25 | Sherpur | C-EOC | 61 | 447 | 107 | 70 | 0 | 70 | 625 | 25 | 0 | 168 | 390 | 0 | 3 | 30 | 0 | 36 | 3 | 53 | 12 | 81 | 144 | 22 |
| 26 | Mymensingh | C-EOC | 77 | 408 | 252 | 89 | 13 | 102 | 757 | 24 | 0 | 502 | 322 | 1 | 0 | 15 | 0 | 1 | 57 | 181 | 13 | 40 | 82 | 33 |
| 27 | Kishoreganj | C- EOC | 70 | 304 | 152 | 68 | 8 | 76 | 274 | 10 | 0 | 69 | 186 | 0 | 0 | 30 | 55 | 59 | 2 | 65 | 12 | 198 | 465 | 154 |
| 28 | Jamalpur | C- EOC | 69 | 275 | 118 | 46 | 0 | 46 | 752 | 0 | 0 | 100 | 144 | 1 | 1 | 30 | 268 | 19 | 2 | 121 | 20 | 144 | 181 | 154 |
| 29 | Netrokona | C-EOC | 400 | 612 | 97 | 60 | 4 | 64 | 233 | 16 | 0 | 163 | 295 | 0 | 4 | 6 | 372 | 41 | 0 | 121 | 2 | 103 | 134 | 49 |
| 30 | Rajbari | C- EOC | 176 | 314 | 213 | 50 | 16 | 66 | 708 | 55 | 4 | 90 | 149 | 0 | 0 | 13 | 714 | 27 | 3 | 186 | 18 | 5 | 24 | 23 |
| 31 | Faridpur | C- EOC | 167 | 282 | 115 | 43 | 14 | 57 | 256 | 76 | 0 | 162 | 152 | 0 | 1 | 28 | 214 | 4 | 2 | 230 | 21 | 232 | 142 | 64 |
| 32 | Madaripur | C- EOC | 116 | 485 | 213 | 57 | 16 | 73 | 353 | 0 | 0 | 99 | 85 | 0 | 1 | 0 | 0 | 27 | 16 | 15 | 12 | 173 | 337 | 36 |
| 33 | Gopalganj | C- EOC | 70 | 125 | 50 | 19 | 4 | 23 | 401 | 12 | 0 | 26 | 52 | 0 | 0 | 25 | 0 | 37 | 1 | 33 | 2 | 29 | 126 | 45 |
| Khulna Division | | | | | | | | | | | | | | | | | | | | | | | | |
| 34 | Jessore | C- EOC | 63 | 402 | 84 | 16 | 13 | 29 | 306 | 20 | 5 | 79 | 29 | 0 | 0 | 12 | 0 | 20 | 0 | 83 | 7 | 38 | 57 | 33 |
| 35 | Magura | C- EOC | 78 | 196 | 73 | 33 | 0 | 33 | 266 | 10 | 10 | 60 | 29 | 0 | 1 | 20 | 0 | 86 | 0 | 105 | 16 | 114 | 152 | 55 |
| 36 | Narail | C-EOC | 170 | 235 | 10 | 27 | 0 | 27 | 413 | 42 | 11 | 150 | 225 | 1 | 0 | 0 | 172 | 1 | 0 | 67 | 1 | 33 | 27 | 39 |
| 37 | Jhenaidah | C-EOC | 119 | 373 | 60 | 23 | 5 | 28 | 463 | 68 | 11 | 60 | 216 | 0 | 0 | 48 | 0 | 40 | 0 | 86 | 40 | 156 | 322 | 185 |

| SL # | Name of MCWC | Status | ANC (1st visit) | ANC (total) | PNC | Delivery | | | Gen. Pt | RTI/ STI | Med. tr | Child Care | | S.B | IUFD | MR | Immuni zation | Tubec tomy | NSV | Implant | IUD | Injectable | Oral pill (person) | Condom (person) | |
|----------------------------|----------------------|--------|-----------------|--------------|-------------|-------------|-------------|-------------|--------------|-------------|-------------|--------------|--------------|----------|-----------|------------|---------------|-------------|------------|-------------|-------------|-------------|--------------------|-----------------|--|
| | | | | | | NVD | C/S | Total | | | | 0-1yr | 1-5yr | | | | | | | | | | | | |
| | | | | | | | | | | | | | | | | | | | | | | | | | |
| 38 | Meherpur | C- EOC | 98 | 169 | 47 | 12 | 0 | 12 | 455 | 10 | 18 | 44 | 145 | 0 | 0 | 3 | 92 | 28 | 0 | 15 | 5 | 7 | 10 | 39 | |
| 39 | Chuadanga | C-EOC | 115 | 233 | 107 | 30 | 12 | 42 | 509 | 22 | 12 | 57 | 114 | 0 | 0 | 10 | 511 | 55 | 1 | 93 | 22 | 69 | 39 | 32 | |
| 40 | Khulna | C-EOC | 196 | 486 | 166 | 21 | 28 | 49 | 706 | 15 | 22 | 244 | 130 | 0 | 1 | 30 | 243 | 16 | 2 | 12 | 13 | 37 | 80 | 68 | |
| 41 | Bagerhat | C-EOC | 81 | 128 | 50 | 45 | 1 | 46 | 663 | 21 | 10 | 612 | 1234 | 0 | 0 | 5 | 441 | 30 | 3 | 14 | 3 | 90 | 38 | 27 | |
| 42 | Satkhira | C- EOC | 73 | 488 | 200 | 13 | 48 | 61 | 1011 | 64 | 9 | 120 | 484 | 0 | 1 | 14 | 127 | 26 | 1 | 66 | 12 | 134 | 174 | 173 | |
| 43 | Nalta,Kaliganj,Satkh | B-EOC | 140 | 309 | 61 | 39 | 0 | 39 | 373 | 14 | 0 | 58 | 165 | 0 | 0 | 6 | 43 | 10 | 0 | 25 | 6 | 13 | 19 | 10 | |
| 44 | Kustia | C-EOC | 216 | 355 | 82 | 24 | 1 | 25 | 703 | 26 | 9 | 34 | 194 | 0 | 0 | 0 | 146 | 2 | 1 | 28 | 2 | 26 | 43 | 47 | |
| 45 | Kumarkhali, Kustia | C- EOC | 95 | 151 | 65 | 30 | 0 | 30 | 216 | 24 | 0 | 68 | 108 | 0 | 0 | 14 | 0 | 8 | 3 | 55 | 9 | 6 | 82 | 61 | |
| Barisal Division | | | | | | | | | | | | | | | | | | | | | | | | | |
| 46 | Barisal | C-EOC | 95 | 145 | 26 | 9 | 12 | 21 | 257 | 1 | 0 | 23 | 82 | 0 | 0 | 0 | 194 | 2 | 2 | 14 | 5 | 89 | 330 | 48 | |
| 47 | Gournadi, Barisal | C-EOC | 32 | 75 | 33 | 13 | 1 | 14 | 380 | 28 | 0 | 27 | 35 | 0 | 0 | 8 | 26 | 20 | 1 | 64 | 5 | 64 | 23 | 4 | |
| 48 | Bhola | C-EOC | 28 | 61 | 110 | 62 | 0 | 62 | 349 | 23 | 5 | 42 | 92 | 1 | 0 | 21 | 0 | 2 | 18 | 78 | 10 | 11 | 52 | 1 | |
| 49 | Lalmohon, Bhola | C- EOC | 29 | 78 | 100 | 89 | 0 | 89 | 260 | 28 | 7 | 34 | 48 | 0 | 1 | 20 | 0 | 2 | 18 | 68 | 10 | 11 | 30 | 5 | |
| 50 | Barguna | C-EOC | 58 | 142 | 55 | 23 | 0 | 23 | 671 | 24 | 0 | 110 | 202 | 0 | 0 | 6 | 84 | 20 | 6 | 153 | 4 | 38 | 61 | 6 | |
| 51 | Pirojpur | C- EOC | | 214 | 67 | 27 | 11 | 38 | 738 | 18 | 0 | 54 | 180 | 0 | 1 | 3 | 0 | 0 | 1 | 34 | 30 | 117 | 208 | 18 | |
| 52 | Jhalokhati | C-EOC | 10 | 104 | 105 | 5 | 11 | 16 | 944 | 7 | 5 | 216 | 210 | 0 | 0 | 33 | 133 | 20 | 0 | 48 | 7 | 249 | 210 | 58 | |
| 53 | Patuakhali | C- EOC | | 427 | 129 | 20 | 24 | 44 | 548 | 21 | 0 | 175 | 130 | 0 | 0 | 32 | 268 | 19 | 3 | 81 | 49 | 126 | 114 | 22 | |
| Chittagong Division | | | | | | | | | | | | | | | | | | | | | | | | | |
| 54 | Cox's Bazar | C- EOC | 312 | 897 | 215 | 79 | 0 | 79 | 1556 | 97 | 18 | 505 | 325 | 0 | 0 | 7 | 623 | 14 | 18 | 87 | 17 | 126 | 36 | 32 | |
| 55 | Khagrachari | C- EOC | 48 | 87 | 82 | 43 | 10 | 53 | 200 | 4 | 0 | 54 | 56 | 0 | 0 | 4 | 0 | 1 | 1 | 6 | 16 | 58 | 27 | 4 | |
| 56 | Bandarban | C- EOC | 60 | 120 | 50 | 15 | 0 | 15 | 355 | 20 | 0 | 28 | 75 | 0 | 0 | 5 | 126 | 0 | 7 | 24 | 11 | 142 | 852 | 1022 | |
| 57 | Rangamati | C- EOC | 42 | 149 | 59 | 15 | 6 | 21 | 329 | 5 | 0 | 42 | 57 | 0 | 0 | 19 | 749 | 4 | 3 | 39 | 19 | 59 | 196 | 30 | |
| 58 | B. Baria | C- EOC | 438 | 560 | 111 | 66 | 6 | 72 | 582 | 36 | 6 | 489 | 65 | 0 | 0 | 8 | 485 | 9 | 7 | 126 | 9 | 119 | 242 | 52 | |
| 59 | Comilla | C- EOC | | | | 18 | 25 | 43 | 561 | 67 | 0 | 210 | 258 | 0 | 0 | 13 | 1498 | 14 | 10 | 51 | 5 | 96 | 168 | 96 | |
| 60 | Nangalkot, Comilla | B-EOC | 22 | 36 | 79 | 79 | 0 | 79 | 100 | 13 | 0 | 11 | 15 | 0 | 0 | 3 | 0 | 15 | 3 | 66 | 8 | 7 | 17 | 3 | |
| 61 | Feni | C- EOC | 500 | 810 | 118 | 83 | 5 | 88 | 390 | 20 | 8 | 244 | 163 | 0 | 0 | 9 | 0 | 1 | 0 | 3 | 15 | 32 | 255 | 56 | |
| 62 | Chandpur | C- EOC | 302 | 727 | 145 | 62 | 0 | 62 | 642 | 18 | 3 | 59 | 131 | 0 | 0 | 10 | 147 | 24 | 2 | 87 | 15 | 207 | 236 | 42 | |
| 63 | Laxmipur | C- EOC | 103 | 483 | 241 | 73 | 5 | 78 | 63 | 8 | 0 | 1 | 21 | 0 | 0 | 48 | 185 | 59 | 0 | 49 | 6 | 65 | 107 | 16 | |
| 64 | Noakhali | C-EOC | 6 | 38 | 14 | 2 | 2 | 4 | 136 | 6 | 0 | 18 | 37 | 0 | 1 | 5 | 51 | 4 | 2 | 20 | 1 | 25 | 26 | 12 | |
| 65 | Begumganj, Noakha | C-EOC | 16 | 138 | 51 | 33 | 0 | 33 | 49 | 12 | 1 | 35 | 25 | 0 | 1 | 2 | 0 | 31 | 1 | 44 | 11 | 67 | 153 | 23 | |
| 66 | Pauchuria, Patiya | C- EOC | 119 | 253 | 71 | 40 | 0 | 40 | 548 | 13 | 0 | 48 | 76 | 0 | 0 | 7 | 0 | 1 | 0 | 14 | 23 | 21 | 8 | 3 | |
| 67 | Bakolia,Ctg | C- EOC | 70 | 161 | 42 | 21 | 8 | 29 | 945 | 5 | 0 | 129 | 310 | 0 | 0 | 0 | 0 | 1 | 1 | 10 | 2 | 13 | 17 | 2 | |
| Sylhet Division | | | | | | | | | | | | | | | | | | | | | | | | | |
| 68 | Sylhet | C-EOC | | 12 | 4 | 1 | 0 | 1 | 106 | 0 | 0 | 7 | 44 | 0 | 0 | 0 | 11 | 2 | 0 | 18 | 2 | 21 | 30 | 7 | |
| 69 | Hobiganj | C- EOC | 120 | 391 | 113 | 59 | 9 | 68 | 140 | 10 | 15 | 6 | 26 | 0 | 1 | 8 | 365 | 28 | 6 | 48 | 19 | 41 | 90 | 58 | |
| 70 | Sunamganj | C-EOC | 64 | 236 | 107 | 45 | 6 | 51 | 423 | 39 | | 60 | 82 | 0 | 0 | 13 | 464 | 30 | 1 | 34 | 20 | 72 | 444 | 56 | |
| 71 | Moulavibazar | C- EOC | 158 | 246 | 135 | 24 | 21 | 45 | 547 | 12 | 6 | 127 | 265 | 0 | 1 | 7 | 307 | 19 | 4 | 35 | 12 | 251 | 145 | 27 | |
| Others : | | | | | | | | | | | | | | | | | | | | | | | | | |
| 72 | MCHTI , Dhaka | C-EOC | 869 | 2859 | 1049 | 150 | 263 | 413 | 2606 | 59 | 0 | 1273 | 1387 | 0 | 8 | 15 | 1577 | 17 | 272 | 51 | 64 | 81 | 165 | 157 | |
| 73 | MFSTC, Dhaka | C-EOC | 1526 | 4536 | 777 | 136 | 276 | 412 | 1653 | 55 | 0 | 1530 | 630 | 0 | 0 | 18 | 2927 | 33 | 221 | 125 | 67 | 61 | 21 | 36 | |
| 74 | FWVTI, Rajshahi | C-EOC | 124 | 351 | 90 | 14 | 11 | 25 | 504 | 20 | 2 | 12 | 72 | 0 | 0 | 7 | 8 | 10 | 0 | 11 | 16 | 39 | 46 | 84 | |
| | Total | | 13037 | 32928 | 9907 | 3487 | 1177 | 4665 | 40418 | 2259 | 1046 | 11572 | 14286 | 4 | 32 | 983 | 18639 | 1490 | 959 | 5420 | 1065 | 6196 | 9393 | 4896 | |

Annex - C : City Corporation wise Contraceptive Performance (Part of the City Corporation) for the month of August 2017

| Name of the City Corporation | Oral Pill (Cycle) | Condom (Pieces) | Injectable (Vial) | IUD (Cases) | Implant (Nos) | Permanent Method | | |
|------------------------------------|-------------------|-----------------|-------------------|-------------|---------------|------------------|------------|-------------|
| | | | | | | Male | Female | Total |
| Rangpur City Corporation | 23749 | 39473 | 4354 | 96 | 226 | 104 | 186 | 290 |
| Rangpur Division | 23749 | 39473 | 4354 | 96 | 226 | 104 | 186 | 290 |
| Rajshahi City Corporation | 10462 | 143902 | 3698 | 70 | 95 | 49 | 78 | 127 |
| Rajshahi Division | 10462 | 143902 | 3698 | 70 | 95 | 49 | 78 | 127 |
| Khulna City Corporation | 42507 | 171621 | 7719 | 172 | 159 | 119 | 26 | 145 |
| Khulna Division | 42507 | 171621 | 7719 | 172 | 159 | 119 | 26 | 145 |
| Barisal City Corporation | 13094 | 24738 | 1863 | 38 | 74 | 66 | 35 | 101 |
| Barisal Division | 13094 | 24738 | 1863 | 38 | 74 | 66 | 35 | 101 |
| Dhaka City Corporation | 39741 | 125312 | 7735 | 154 | 111 | 174 | 127 | 301 |
| Gazipur City Corporation | 48120 | 126094 | 4550 | 296 | 361 | 42 | 37 | 79 |
| Narayanganj City Corporation | 27298 | 50676 | 3692 | 28 | 31 | 1 | 8 | 9 |
| Dhaka Division | 115159 | 302082 | 15977 | 478 | 503 | 217 | 172 | 389 |
| Chittagong City Corporation | 30019 | 129579 | 10387 | 369 | 494 | 88 | 58 | 146 |
| Comilla City Corporation | 7469 | 27580 | 1181 | 63 | 64 | 31 | 9 | 40 |
| Chittagong Division | 37488 | 157159 | 11568 | 432 | 558 | 119 | 67 | 186 |
| Sylhet City Corporation | 6473 | 13876 | 616 | 8 | 18 | 2 | 6 | 8 |
| Sylhet Division | 6473 | 13876 | 616 | 8 | 18 | 2 | 6 | 8 |
| Total | 248932 | 852851 | 45795 | 1294 | 1633 | 676 | 570 | 1246 |

Annex - D : Contraceptive Acceptors and Acceptance Rate (CAR) of part of the City Corporation area end of the month of August 2017

| Name of the City Corporation | Eligible Couple | Oral Pill | Condom | Injectable | I U D | Implant | Permanent Method | | | Total Acceptors | CAR(%) |
|------------------------------|-----------------|---------------|---------------|---------------|--------------|--------------|------------------|--------------|--------------|-----------------|-------------|
| | | | | | | | Male | Female | Total | | |
| Rangpur City Corporation | 103950 | 38274 | 9120 | 19095 | 1221 | 4858 | 3300 | 6059 | 9359 | 81927 | 78.8 |
| Rangpur Division | 103950 | 38274 | 9120 | 19095 | 1221 | 4858 | 3300 | 6059 | 9359 | 81927 | 78.8 |
| Rajshahi City Corporation | 102085 | 32541 | 28147 | 15541 | 629 | 1751 | 575 | 5781 | 6356 | 84965 | 83.2 |
| Rajshahi Division | 102085 | 32541 | 28147 | 15541 | 629 | 1751 | 575 | 5781 | 6356 | 84965 | 83.2 |
| Khulna City Corporation | 135058 | 45224 | 26181 | 17169 | 4322 | 7154 | 4858 | 5154 | 10012 | 110062 | 81.5 |
| Khulna Division | 135058 | 45224 | 26181 | 17169 | 4322 | 7154 | 4858 | 5154 | 10012 | 110062 | 81.5 |
| Barisal City Corporation | 25404 | 10308 | 4422 | 2102 | 252 | 1361 | 208 | 808 | 1016 | 19461 | 76.6 |
| Barisal Division | 25404 | 10308 | 4422 | 2102 | 252 | 1361 | 208 | 808 | 1016 | 19461 | 76.6 |
| Dhaka City Corporation | 114555 | 37650 | 15438 | 18006 | 3078 | 4668 | 4080 | 6557 | 10637 | 89477 | 78.1 |
| Gazipur City Corporation | 127013 | 53725 | 13349 | 14295 | 3650 | 4544 | 1982 | 8362 | 10344 | 99907 | 78.7 |
| Narayanganj City Corporation | 110684 | 41513 | 12627 | 15405 | 2478 | 3829 | 3787 | 5671 | 9458 | 85310 | 77.1 |
| Dhaka Division | 352252 | 132888 | 41414 | 47706 | 9206 | 13041 | 9849 | 20590 | 30439 | 274694 | 78.0 |
| Chittagong City Corporation | 79433 | 27654 | 10766 | 9346 | 3074 | 4205 | 1847 | 3592 | 5439 | 60484 | 76.1 |
| Comilla City Corporation | 40600 | 11652 | 5030 | 7869 | 2299 | 2785 | 1267 | 1043 | 2310 | 31945 | 78.7 |
| Chittagong Division | 120033 | 39306 | 15796 | 17215 | 5373 | 6990 | 3114 | 4635 | 7749 | 92429 | 77.0 |
| Sylhet City Corporation | 27811 | 10709 | 3547 | 3333 | 479 | 1331 | 734 | 2317 | 3051 | 22450 | 80.7 |
| Sylhet Division | 27811 | 10709 | 3547 | 3333 | 479 | 1331 | 734 | 2317 | 3051 | 22450 | 80.7 |
| Total | 866593 | 309250 | 128627 | 122161 | 21482 | 36486 | 22638 | 45344 | 67982 | 685988 | 79.2 |

Annex - E: City Corporation wise MCH Performance (Part of the City Corporation) for the month of August 2017

| Name of the City Corporation | Total Pregnant Mother | Antenatal Care | | | | Live Birth | | Delivery | | Postnatal Care | | | |
|------------------------------|-----------------------|------------------------------------|------------------------------------|------------------------------------|------------------------------------|-------------------|-----------------------|-------------|-------------|--------------------|------------------------|-------------------------|-----------------------|
| | | 1 st visit (in 4 month) | 2 nd visit (in 6 month) | 3 rd visit (in 8 month) | 4 th visit (in 9 month) | by Trained Person | by Non-trained Person | Normal | C-Section | PNC-1 (in 24 Hour) | PNC-2 (in 2nd-3rd day) | PNC-3 (in 7th-14th day) | PNC-4 (in 42 -48 day) |
| Rangpur City Corporation | 4185 | 1436 | 1110 | 1107 | 649 | 109 | 7 | 127 | 178 | 235 | 272 | 166 | 299 |
| Rangpur Division | 4185 | 1436 | 1110 | 1107 | 649 | 109 | 7 | 127 | 178 | 235 | 272 | 166 | 299 |
| Rajshahi City Corporation | 4759 | 1924 | 1840 | 1599 | 1442 | 0 | 0 | 191 | 173 | 448 | 403 | 320 | 286 |
| Rajshahi Division | 4759 | 1924 | 1840 | 1599 | 1442 | 0 | 0 | 191 | 173 | 448 | 403 | 320 | 286 |
| Khulna City Corporation | 11059 | 2835 | 3729 | 3757 | 3172 | 258 | 12 | 292 | 572 | 1074 | 1108 | 1228 | 1252 |
| Khulna Division | 11059 | 2835 | 3729 | 3757 | 3172 | 258 | 12 | 292 | 572 | 1074 | 1108 | 1228 | 1252 |
| Barisal City Corporation | 2586 | 826 | 568 | 510 | 402 | 8 | 3 | 108 | 70 | 201 | 46 | 275 | 209 |
| Barisal Division | 2586 | 826 | 568 | 510 | 402 | 8 | 3 | 108 | 70 | 201 | 46 | 275 | 209 |
| Dhaka City Corporation | 2150 | 695 | 629 | 763 | 822 | 65 | 4 | 85 | 23 | 16 | 33 | 95 | 202 |
| Gazipur City Corporation | 2426 | 1328 | 1259 | 914 | 1158 | 112 | 15 | 209 | 290 | 430 | 340 | 362 | 413 |
| Narayanganj City Corporation | 1763 | 325 | 189 | 216 | 117 | 60 | 6 | 37 | 51 | 64 | 55 | 62 | 76 |
| Dhaka Division | 6339 | 2348 | 2077 | 1893 | 2097 | 237 | 25 | 331 | 364 | 510 | 428 | 519 | 691 |
| Chittagong City Corporation | 1137 | 5581 | 4324 | 3472 | 3992 | 25 | 0 | 614 | 474 | 2072 | 2448 | 2395 | 2125 |
| Comilla City Corporation | 886 | 398 | 546 | 613 | 270 | 7 | 0 | 93 | 49 | 194 | 119 | 189 | 215 |
| Chittagong Division | 2023 | 5979 | 4870 | 4085 | 4262 | 32 | 0 | 707 | 523 | 2266 | 2567 | 2584 | 2340 |
| Sylhet City Corporation | 827 | 80 | 98 | 79 | 46 | 10 | 0 | 28 | 18 | 6 | 4 | 14 | 23 |
| Sylhet Division | 827 | 80 | 98 | 79 | 46 | 10 | 0 | 28 | 18 | 6 | 4 | 14 | 23 |
| Total | 31778 | 15428 | 14292 | 13030 | 12070 | 654 | 47 | 1784 | 1898 | 4740 | 4828 | 5106 | 5100 |

Annex - E: City Corporation wise MCH Performance (Part of the City Corporation) for the month of August 2017

| Name of the City Corporation | TT for Woman (15-49 Yrs.) | | | | | No. of ECP Acceptor | No. of Misoprostol Acceptor | No. of MR done | Treatment of RTI/STI | BCG (Vaccine) | No. of immunized Child | | |
|------------------------------|---------------------------|----------------------|----------------------|----------------------|----------------------|---------------------|-----------------------------|----------------|----------------------|---------------|-----------------------------------|-------------|-------------|
| | 1 st dose | 2 nd dose | 3 rd dose | 4 th dose | 5 th dose | | | | | | OPV & Pentavalent (DPT,Hab-B,Hib) | | |
| | | | | | | | | | | | PCV 1 | PCV 2 | 3 |
| Rangpur City Corporation | 126 | 112 | 94 | 100 | 75 | 55 | 239 | 210 | 1118 | 294 | 350 | 321 | 306 |
| Rangpur Division | 126 | 112 | 94 | 100 | 75 | 55 | 239 | 210 | 1118 | 294 | 350 | 321 | 306 |
| Rajshahi City Corporation | 237 | 230 | 220 | 232 | 243 | 18 | 200 | 169 | 602 | 582 | 534 | 509 | 507 |
| Rajshahi Division | 237 | 230 | 220 | 232 | 243 | 18 | 200 | 169 | 602 | 582 | 534 | 509 | 507 |
| Khulna City Corporation | 435 | 474 | 517 | 509 | 397 | 17 | 68 | 210 | 1059 | 1013 | 1266 | 949 | 761 |
| Khulna Division | 435 | 474 | 517 | 509 | 397 | 17 | 68 | 210 | 1059 | 1013 | 1266 | 949 | 761 |
| Barisal City Corporation | 119 | 134 | 134 | 122 | 123 | 33 | 21 | 201 | 799 | 183 | 255 | 268 | 196 |
| Barisal Division | 119 | 134 | 134 | 122 | 123 | 33 | 21 | 201 | 799 | 183 | 255 | 268 | 196 |
| Dhaka City Corporation | 59 | 125 | 129 | 133 | 1612 | 3 | 2 | 51 | 149 | 0 | 0 | 0 | 0 |
| Gazipur City Corporation | 1193 | 1155 | 1034 | 845 | 755 | 33 | 153 | 335 | 1212 | 1630 | 1616 | 1716 | 1661 |
| Narayanganj City Corporation | 440 | 394 | 354 | 294 | 267 | 15 | 46 | 19 | 60 | 1434 | 427 | 441 | 405 |
| Dhaka Division | 1692 | 1674 | 1517 | 1272 | 2634 | 51 | 201 | 405 | 1421 | 3064 | 2043 | 2157 | 2066 |
| Chittagong City Corporation | 1600 | 1343 | 1003 | 840 | 908 | 24 | 153 | 1010 | 5488 | 2125 | 2975 | 3007 | 2665 |
| Comilla City Corporation | 151 | 151 | 158 | 147 | 137 | 31 | 39 | 116 | 1162 | 169 | 560 | 547 | 433 |
| Chittagong Division | 1751 | 1494 | 1161 | 987 | 1045 | 55 | 192 | 1126 | 6650 | 2294 | 3535 | 3554 | 3098 |
| Sylhet City Corporation | 104 | 82 | 64 | 42 | 39 | 2 | 4 | 0 | 0 | 80 | 75 | 72 | 72 |
| Sylhet Division | 104 | 82 | 64 | 42 | 39 | 2 | 4 | 0 | 0 | 80 | 75 | 72 | 72 |
| Total | 4464 | 4200 | 3707 | 3264 | 4556 | 231 | 925 | 2236 | 11649 | 7510 | 8058 | 7830 | 7006 |

Annex - E: City Corporation wise MCH Performance (Part of the City Corporation) for the month of August 2017

| Name of the City Corporation | No. of immunized Child | | | Total live birth | Still birth | No. of Death | | | | | General Patient |
|------------------------------|------------------------|------------|-------------------|------------------|-------------|-------------------|-----------------------------|------------------------------|----------------|---------------------|-----------------|
| | PCV 3 | MR & OPV-4 | Measles (Vaccine) | | | Child (0-28) days | Child (29 days to < 1 year) | No. of death child (1-5year) | Maternal Death | No. of Others Death | |
| Rangpur City Corporation | 278 | 0 | 162 | 473 | 0 | 0 | 0 | 0 | 0 | 34 | 14794 |
| Rangpur Division | 278 | 0 | 162 | 473 | 0 | 0 | 0 | 0 | 0 | 34 | 14794 |
| Rajshahi City Corporation | 332 | 0 | 313 | 364 | 0 | 0 | 0 | 0 | 0 | 11 | 27649 |
| Rajshahi Division | 332 | 0 | 313 | 364 | 0 | 0 | 0 | 0 | 0 | 11 | 27649 |
| Khulna City Corporation | 1127 | 0 | 695 | 1134 | 0 | 0 | 0 | 0 | 0 | 36 | 22898 |
| Khulna Division | 1127 | 0 | 695 | 1134 | 0 | 0 | 0 | 0 | 0 | 36 | 22898 |
| Barisal City Corporation | 144 | 0 | 162 | 189 | 0 | 0 | 0 | 0 | 0 | 1 | 3673 |
| Barisal Division | 144 | 0 | 162 | 189 | 0 | 0 | 0 | 0 | 0 | 1 | 3673 |
| Dhaka City Corporation | 0 | 0 | 43 | 182 | 0 | 1 | 0 | 0 | 0 | 34 | 2872 |
| Gazipur City Corporation | 1291 | 0 | 1276 | 592 | 0 | 0 | 0 | 0 | 0 | 102 | 15322 |
| Narayanganj City Corporation | 371 | 0 | 371 | 250 | 0 | 0 | 0 | 0 | 0 | 41 | 992 |
| Dhaka Division | 1662 | 0 | 1690 | 1024 | 0 | 1 | 0 | 0 | 0 | 177 | 19186 |
| Chittagong City Corporation | 2407 | 0 | 1125 | 601 | 0 | 0 | 0 | 0 | 0 | 19 | 31321 |
| Comilla City Corporation | 332 | 0 | 181 | 131 | 0 | 0 | 0 | 0 | 0 | 0 | 5659 |
| Chittagong Division | 2739 | 0 | 1306 | 732 | 0 | 0 | 0 | 0 | 0 | 19 | 36980 |
| Sylhet City Corporation | 62 | 0 | 44 | 41 | 0 | 0 | 0 | 0 | 0 | 9 | 56 |
| Sylhet Division | 62 | 0 | 44 | 41 | 0 | 0 | 0 | 0 | 0 | 9 | 56 |
| Total | 6344 | 0 | 4372 | 3957 | 0 | 1 | 0 | 0 | 0 | 287 | 125236 |

দুটি সন্তানের বেসমী পের



একটি হলে ভাল হয়



পরিবার পরিকল্পনা অধিদপ্তর
স্বাস্থ্য ও পরিবার কল্যাণ মন্ত্রণালয়