

FAMILY PLANNING MONTHLY LOGISTICS REPORT

April 2019



Management Information System (MIS)
Directorate General of Family Planning (DGFP)
6, Kawran Bazar, Dhaka- 1215
Email: dirmis@dgfp.gov.bd, dirls@dgfp.gov.bd
www.dgfp.gov.bd, www.scmpbd.org

Government of the People's Republic of Bangladesh
Directorate General of Family Planning
Management Information System (MIS)
6, Kawran Bazar, Dhaka- 1215
www.dgfp.gov.bd

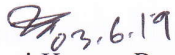
Memo No. DGFP/MIS/09(Report)/04/2017/486

Date: 03 June, 2019.

Sub: Family Planning Monthly Logistics Report for the Month of April' 2019.

Family Planning Monthly Logistics Report for the Month of April'2019 is sent herewith for your kind information & necessary action. This report is prepared on the basis of Form-7 submitted by Warehouses and Form-7B submitted by Upazila Family Planning Offices by using WIMS & UIMS operational tools. It provides useful information on monthly distribution and stock balance of all the major contraceptives & DDS Kits of Warehouse/Upazila Stores. A summary of important events happened during reporting month has been included in this report. For more information you are requested to visit at www.scmpbd.org web site.

Comments and suggestions for improvement of this report will be highly appreciated.


(Manoj Kumar Roy)
Joint Secretary (MEFW Division)
and
Director & Line Director (MIS)
Phone: 9146262
Mail: dirmis@dgfp.gov.bd

Memo No. - DGFP/MIS/09(Report)/04/2017/486/1(202)

Date: 03 June, 2019.

Copy of the report forwarded to:

1. Secretary, Medical Education & Family Welfare Division, Ministry of Health & Family Welfare, Bangladesh Secretariat, Dhaka.
2. Additional Secretary (Admin), Medical Education & Family Welfare Division, Ministry of Health & Family Welfare, Bangladesh Secretariat, Dhaka.
3. Joint Secretary (Development), Medical Education & Family Welfare Division, Ministry of Health & Family Welfare, Bangladesh Secretariat, Dhaka.
4. Director (Administration), Directorate General of Family Planning, 6 Kawran Bazar, Dhaka 1215.
5. Director (Logistics & Supply) and Line Director (Procurement, Storage & Supply Management), Directorate General of Family Planning, 6 Kawran Bazar, Dhaka 1215.
6. Director Finance & Line Director (Family Planning Field Service Delivery), Directorate General of Family Planning, 6 Kawran Bazar, Dhaka 1215.
7. Director (IEM) & Line Director (Information, Education and Communication), Directorate General of Family Planning, 6 Kawran Bazar, Dhaka 1215.
8. Director (Planning) & Line Director (Planning Monitoring and Evaluation), Directorate General of Family Planning, 6 Kawran Bazar, Dhaka 1215.

9. Line Director (Maternal, Child, Reproductive and Adolescent Health), Directorate General of Family Planning, 6 Kawran Bazar, Dhaka 1215.
10. Line Director (Clinical Contraception Services Delivery Program), Directorate General of Family Planning, 6 Kawran Bazar, Dhaka 1215.
11. Divisional Director, Family Planning, Dhaka / Chittagong / Rajshahi / Khulna / Sylhet / Barisal/ Rangpur/ Mymensingh Division.
12. Joint Chief (Planning), Health Service Division, Ministry of Health & Family Welfare, Bangladesh Secretariat, Dhaka
13. Joint Chief (Population & Planning wing), Planning commission, Sher-e-Bangla Nagar, Dhaka.
14. Joint Chief (Planning), Program Management and Monitoring Unit (PMMU), Azimpur, Dhaka-1205.
15. P.S. to the Honorable Minister, Ministry of Health and Family Welfare, Bangladesh Secretariat, Dhaka, for kind information of the Honorable Minister.
16. Deputy Chief (Planning), Medical Education & Family Welfare Division, Ministry of Health & Family Welfare, Bangladesh Secretariat, Dhaka.
17. Additional Director (Drugs and Stores), Directorate General of Family Planning, Central Warehouse, Mohakhali, Dhaka.
18. Deputy Director, Family Planning, ----- District (You are requested to take appropriate measures to ensure timely online submission of Form 7B report from upazilas).
19. Regional/District Consultant, FPCS-QIT, District Family Planning Office, ----- District.
20. Supply Officer, Family Planning, ----- CWH/RWHs.
21. Assistant Maintenance Engineer, MIS Unit, DGFP (Requested to upload this report to DGFP website- www.dgfp.gov.bd).
22. Country Project Director, SIAPS/MSH, House: 3, Road: No. 23B, Gulshan-1, Dhaka-1212.
23. Country Director, the World Bank, E-32, Agargaon, Sher-e-Banala Nagar, Dhaka-1207.
24. Team Leader, Population & Health Team, USAID, Madani Avenue, Baridhara, Dhaka.
25. Country Representative, UNFPA, IDB Bhaban, Agargaon, Sher-E-Bangla Nagar, Dhaka.
26. Managing Director, SMC, SMC Tower, 33 Banani C/A, Dhaka-1213.
27. Documentation Center, IEM Unit, Directorate General of Family Planning, 6 Kawran Bazar, Dhaka.
28. Responsible person of Dispatch Section, MIS Unit is requested to distribute the published 'Family Planning Monthly Logistics Report' to concerned Person/Office/Organization.
29. PA to Director General, Directorate General of Family Planning, 6 Kawran Bazar, Dhaka 1215.
30. Office copy, MIS, DGFP, 6 Kawran Bazar, Dhaka -1215.
31. Concerned Organization/Person.










(Ajoy Ratan Barua)
Deputy Director (MIS)

Table Of Contents

	Page
1. DGFP Stock Status Report	1-2
2. National Receipts Quantity by Product by Month	3
3. National Level Contraceptive Summary Report	4
4. Stock Status Report at Different Levels	5
5. Contraceptive Stock Status by Product at Upazila Store and Field	6-10
6. Contraceptive Stock Status by Product at Regional Warehouses/Upazila	11-31
7. Month-wise Consumption Trend	32-34
8. Report on Upazila and Warehouse Having Stock Out in last month	35

1. DGFP Stock Status Report

Year →	2019												2020												2021										
	5	6	7	8	9	10	11	12	1	2	3	4	5	6	7	8	9	10	11	12	1	2	3	4	5	6	7	8	9	10	11				
Min.-Max. →	Min						Max																												
Product ↓	CS - 61.73m : 6.6 MOS																																		
Condom	6.6 MOS						58m to be received = 6.1 MOS																												
*AMC = 9.42m	2018-19: GoB (Rev):175m																																		
	CS (28.33m) : 4.3 MOS																																		
Pill	4.3 MOS			2018-19: 80m to be received = 12.2 MOS																															
*AMC = 6.52m	2018-19: GOB 110m																																		
	CS (0.579m): 35.5 MOS																																		
IUD	35.5 MOS (July 2022) 																																		
*AMC = 16,288													2018-19: 0.3m																						
	CS (15.77m): 17.1 MOS																																		
Injectables	CS 15.77 m = 17.1 MOS																																		
*AMC = 0.922m	2018-19:12.5m																																		
	CS - (0.36m) - 10.4 MOS																																		
Implant	10.4 MOS						2018-19: 0.173m = 5.0 MOS						2018-19: 0.4m = 12 MOS																						
*AMC = 34,826	2018-19: GoB (Rev) - 0.42m & GoB (RPA) - 0.165m & 0.4m Single Rod																																		
																									Legend:  Current Stock (CS): Less than 3 MOS  Current Stock (CS): MOS 3.0 to Less than 6 MOS  Current Stock (CS): MOS 6 and above  Planned for FY 2018-19  Procurement completed, yet to be received  Donation AMC = Average Monthly Consumption										
	*AMC is calculated based on past 6-months consumption Data Sources: DGFP/L&S unit, DGFP LMIS web site - https://scmpbd.org/ Central Warehouse WIMS data and Approved DGFP Procurement Plan National min-max stock level is 6 & 10 MOS																																		

DGFP STOCK STATUS NOTES
(For Contraceptives)
Month: April 2019

CONDOM – Current national stock is 61.73 million pieces and this stock can be used up to November 2019.

- 2018-19: GoB (Rev.) – Contract signed for of 175 million pcs, and received 117 million in till March 2019. EDCL will supply rest 58 million by June 2019, which will go up to May 2020.

PILL – Current national stock of Oral Contraceptive Pill is 28.33 million cycles which will go up to August 2019.

- 2018-19: GoB (RPA) – 100 million cycles. NOA issued on 31 March 2019. 20 million received in April 2018.
- 2018-19: GoB (RPA) – 10 million cycles (Third generation oral pill), Total 10 million cycles received in April 2019.

IUD – Current national stock is 0.57 million pcs and this stock can be used up to July 2022.

- Status of 2018-19 procurement: 0.3 million sets – NOA has been issued on 18.02.2019.

INJECTABLES – Current stock of 15.77 million vials and that can be used up to September 2020.

- 2018-19: GOB (RPA) – 12.5 million vials. Total quantity received.

IMPLANT – Current stock is 0.36 million sets and this can be used up to February 2020.

- 2018-19 procurement: RPA (GoB) – 0.165 million sets: Full quantity received.
- 2018 – 19 (GoB-Rev) - 0.22 million sets: Goods received on 12th November 2018.
- UNFPA donated 200,000 units of single rod implant received on 13th December 2018.
- 2018 – 19 (GoB-Dev.) - 0.173 million sets: Contract signed on 24.04.2019.
- 2018 – 19 (GoB-Dev.) - 0.4 million sets (Single rod): Tenders was opened on 23.01.2019, no tenderer participated.

You can also download the previous reports from <http://www.scmpbd.org/>

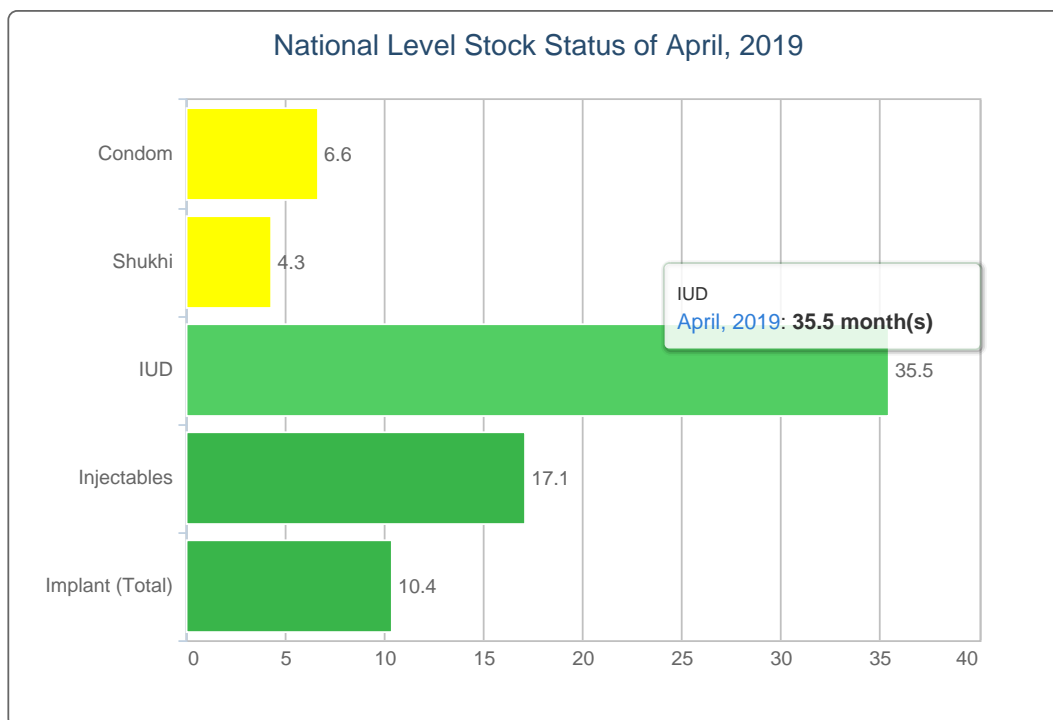
2. National Receipts Quantity by Product by Month

Contraceptive Received Report

Month: April, 2019

Item	Supplier	Receiver	Date Receipts	Qty
Condom	KHULNA ESSENTIAL LATEX PLANT (KELP)	Chattogram RWH	30/04/19	11,371,600
Total				11,371,600
Shukhi	RENATA LIMITED	Chattogram RWH	30/04/19	20,000,000
Total				20,000,000

3. National Level Contraceptive Summary Report

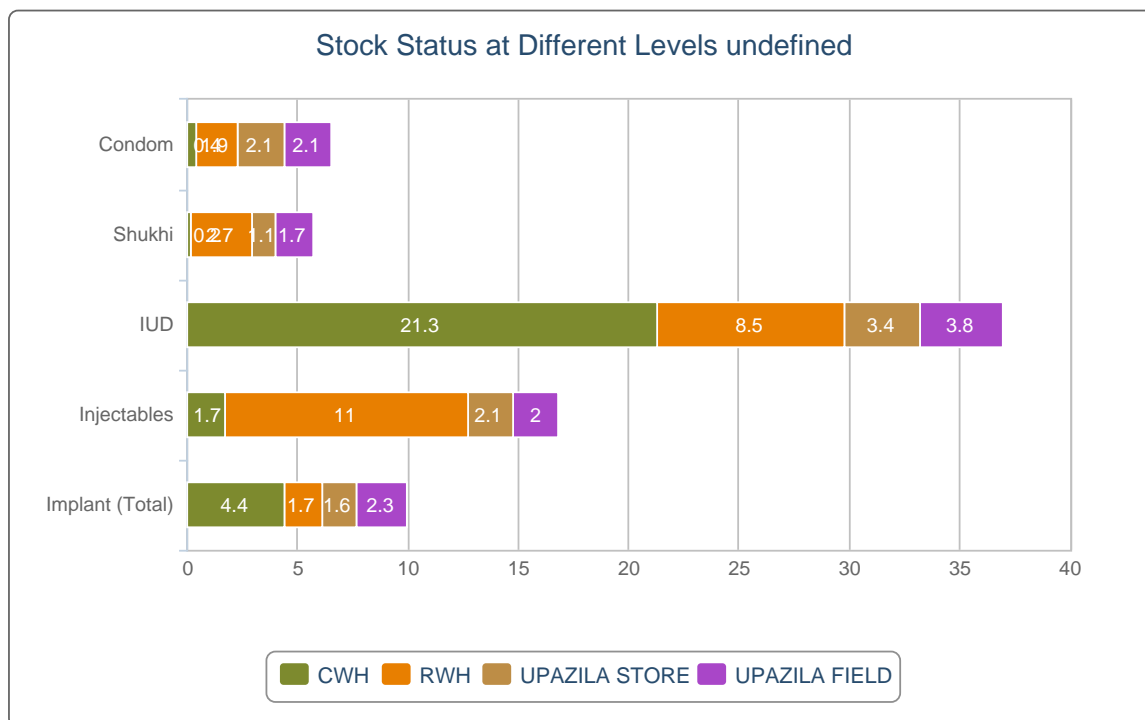


■ MOS less than 4.0
 ■ MOS 4.0 - 7.9
 ■ MOS 8.0 and above
 MOS = Month of Stock

National Level Stock Status of April, 2019

SL	Name of Products	Reported Consumption	Reported Closing Balance	Average Monthly Consumption	MOS
1	Condom	9,522,464	61,734,257	9,419,726	6.6
2	Shukhi	5,014,526	28,336,030	6,526,383	4.3
3	IUD	15,653	579,005	16,288	35.5
4	Injectables	941,165	15,776,897	922,536	17.1
5	Implant (Total)	36,367	361,615	34,827	10.4

4. Stock Status Report at Different Levels

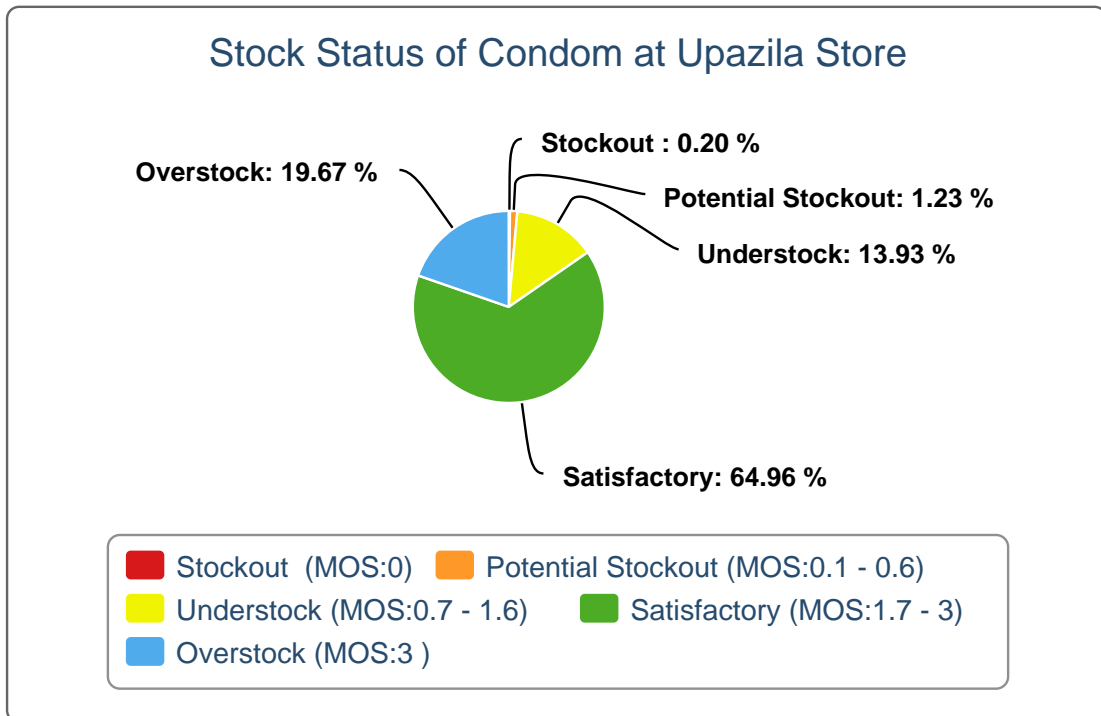


Stock Status at Different Levels April, 2019

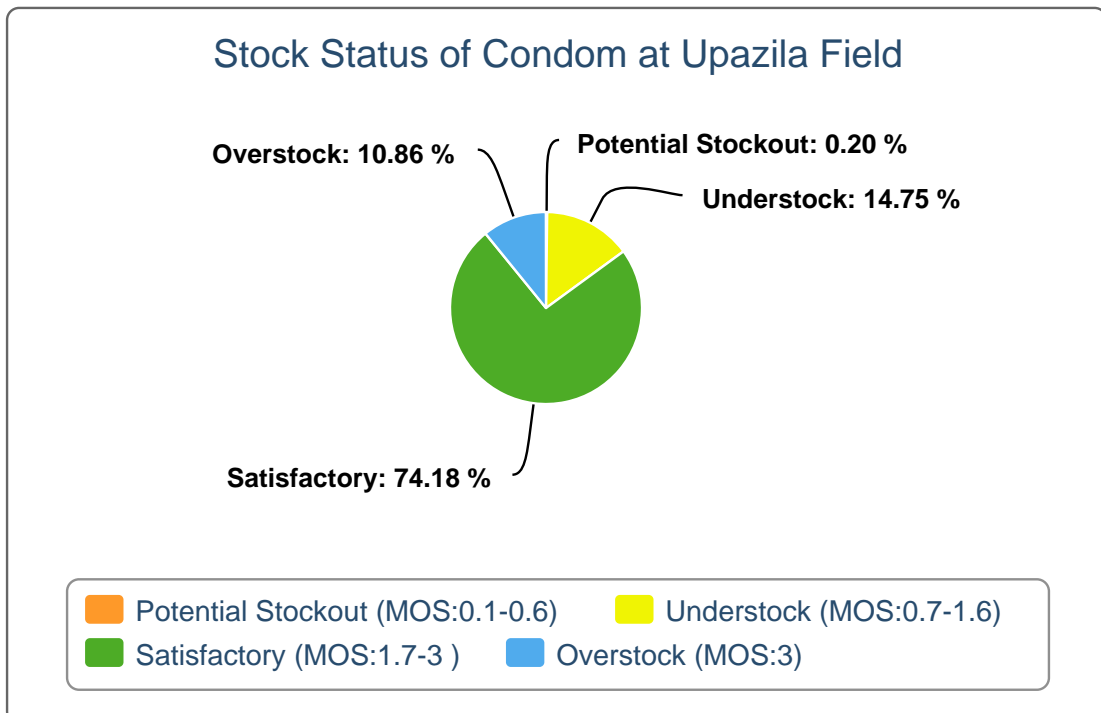
Products	Avg. Consump. of Last 6 Months	CWH Level	MOS	RWH Level	MOS	Upazila Level	MOS	Field Level	MOS	National Level	MOS
Condom	9,419,726	3,830,400	0.4	17,953,000	1.9	19,933,596	2.1	20,017,261	2.1	61,734,257	6.6
Shukhi	6,526,383	995,504	0.2	13,528,791	2.1	5,460,118	0.8	8,351,617	1.3	28,336,030	4.3
IUD	16,288	333,000	20.4	133,251	8.2	52,716	3.2	60,038	3.7	579,005	35.5
Injectables	922,536	1,570,285	1.7	10,309,600	11.2	2,015,908	2.2	1,881,104	2	15,776,897	17.1
Implant (Total)	34,827	160,742	4.6	61,821	1.8	56,540	1.6	82,512	2.4	361,615	10.4

5. Contraceptive Stock Status by Product at Upazila Store and Field

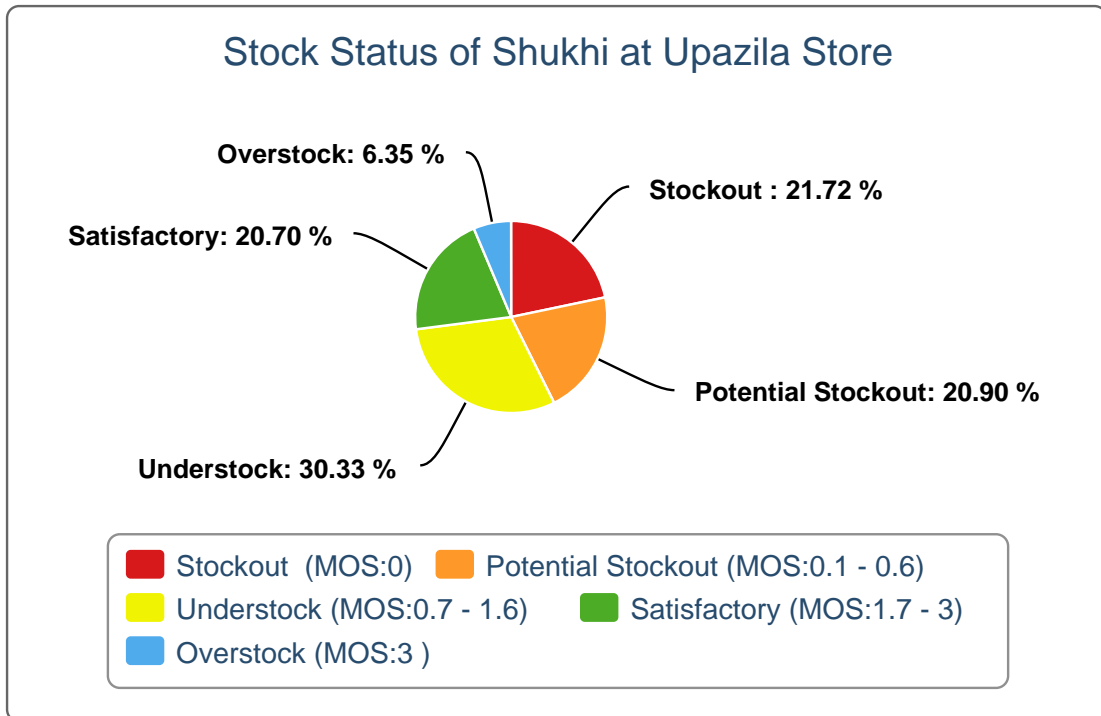
5(a).



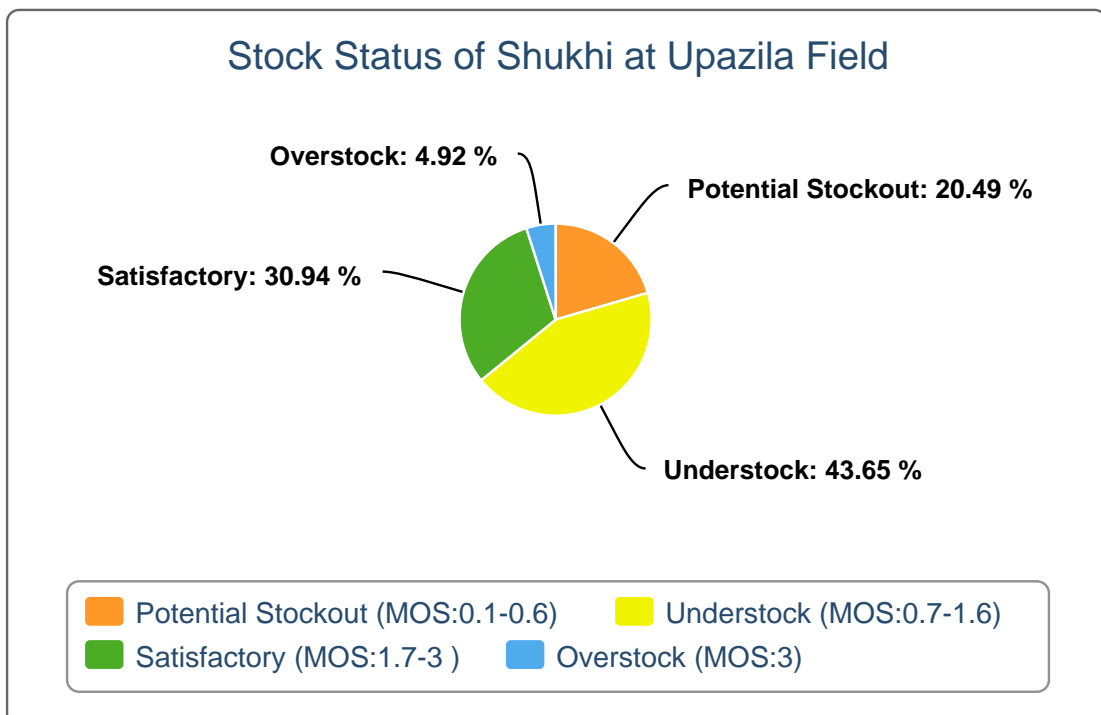
5(b).



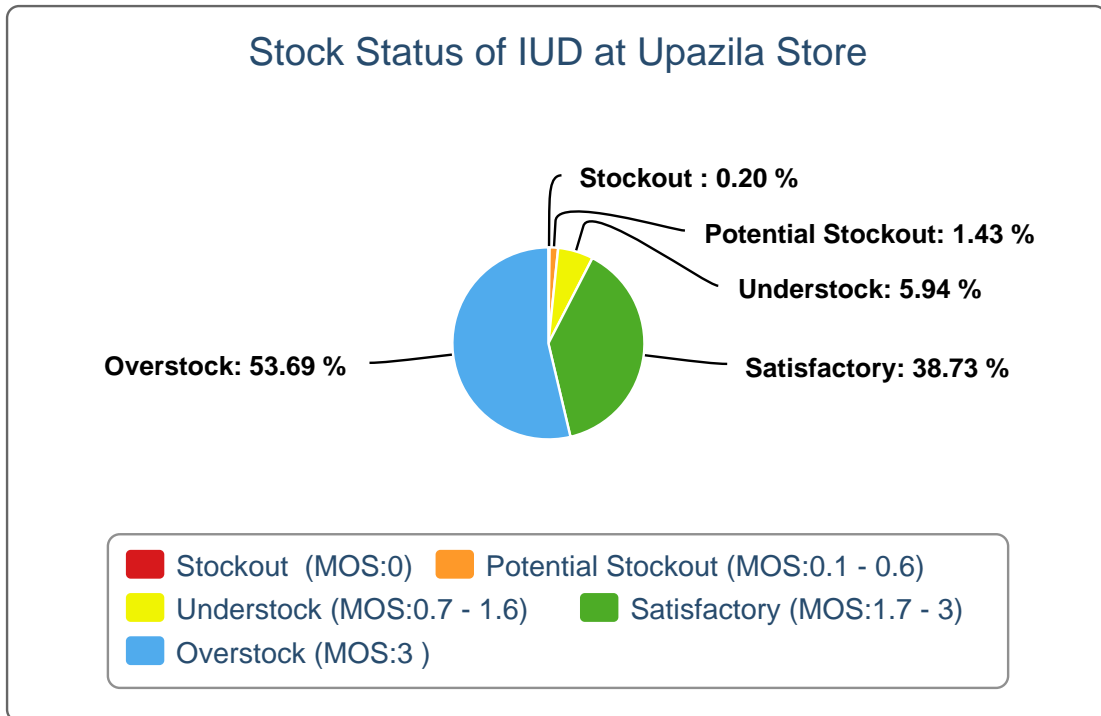
5(c).



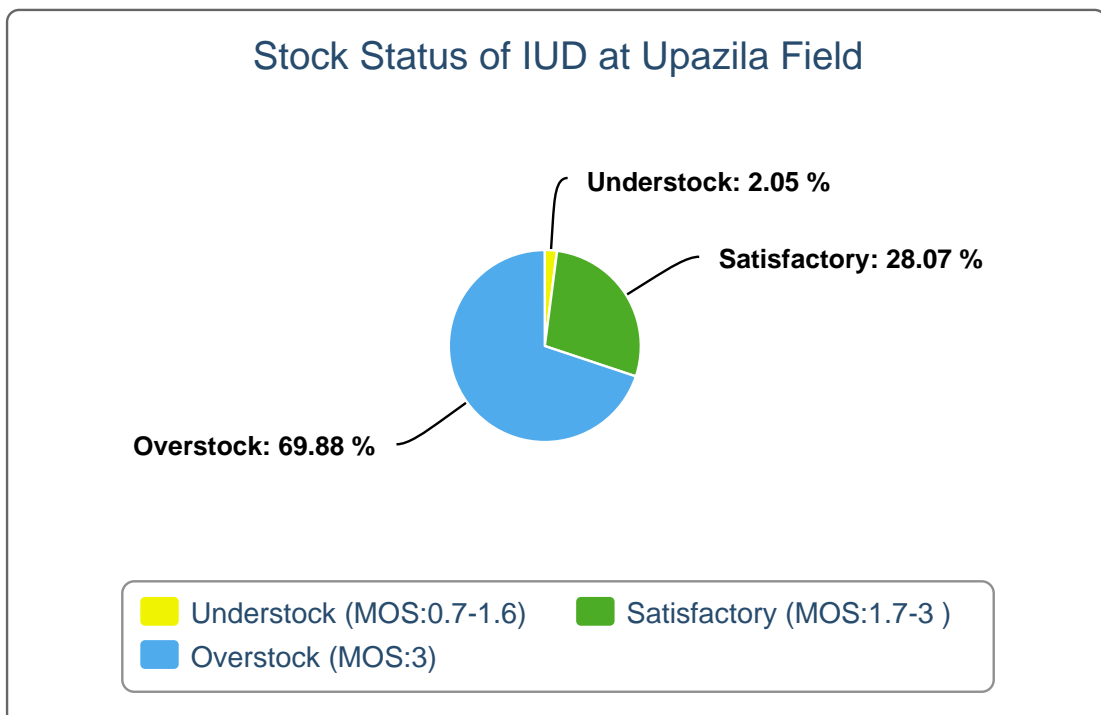
5(d).



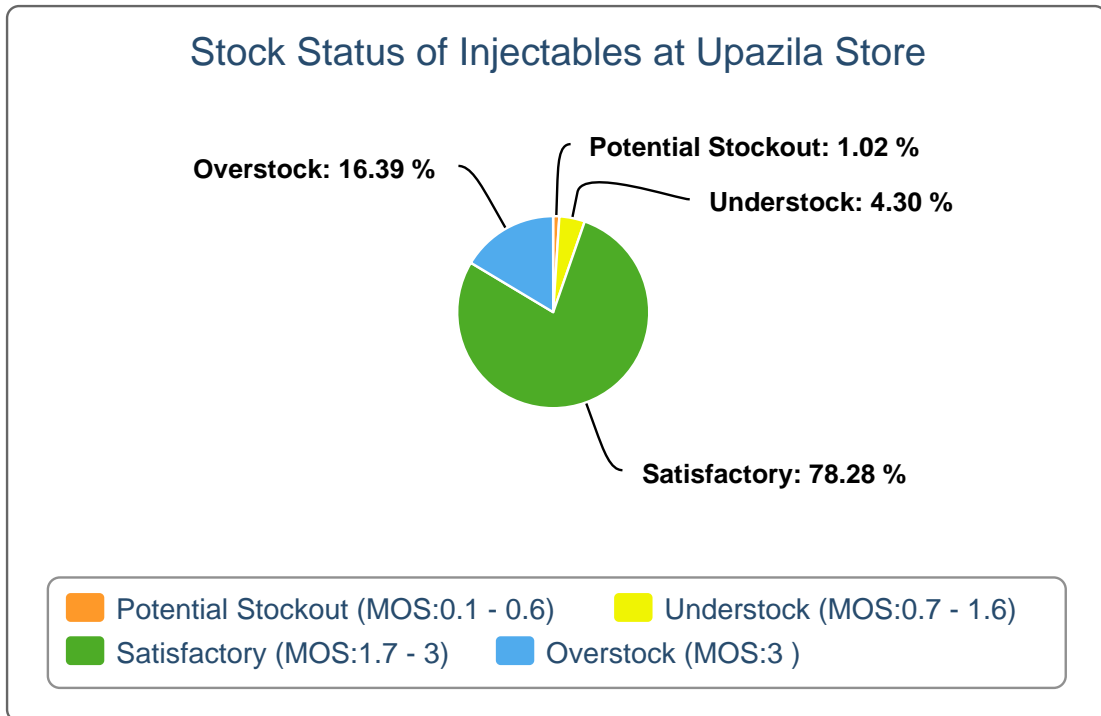
5(e).



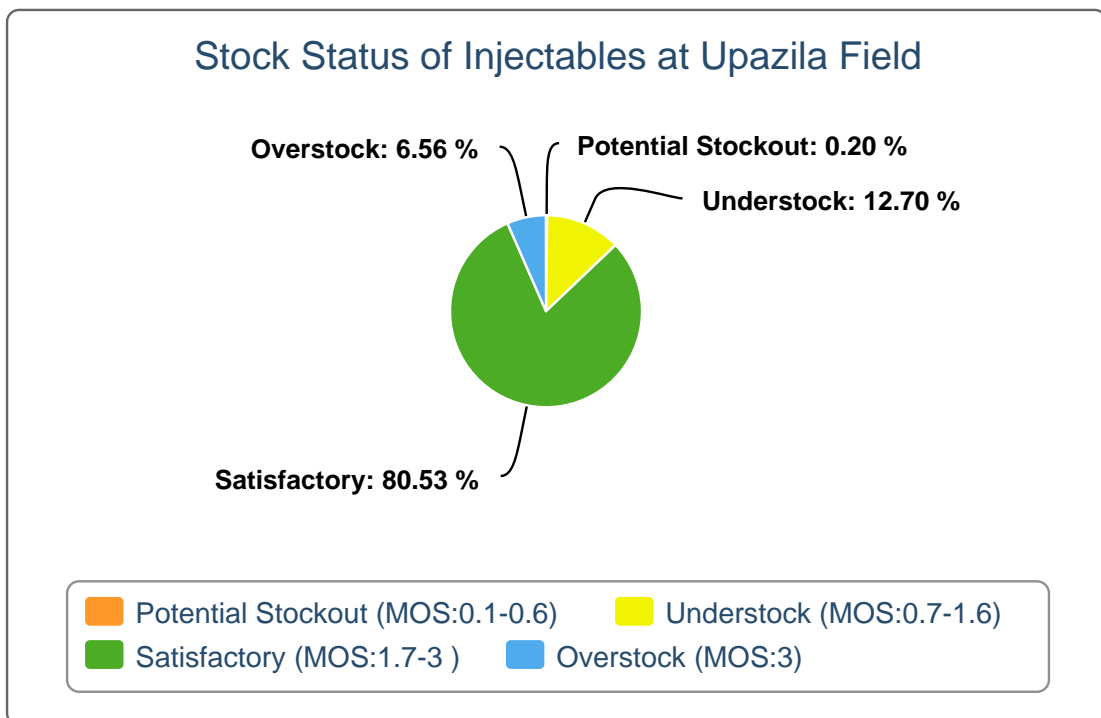
5(f).



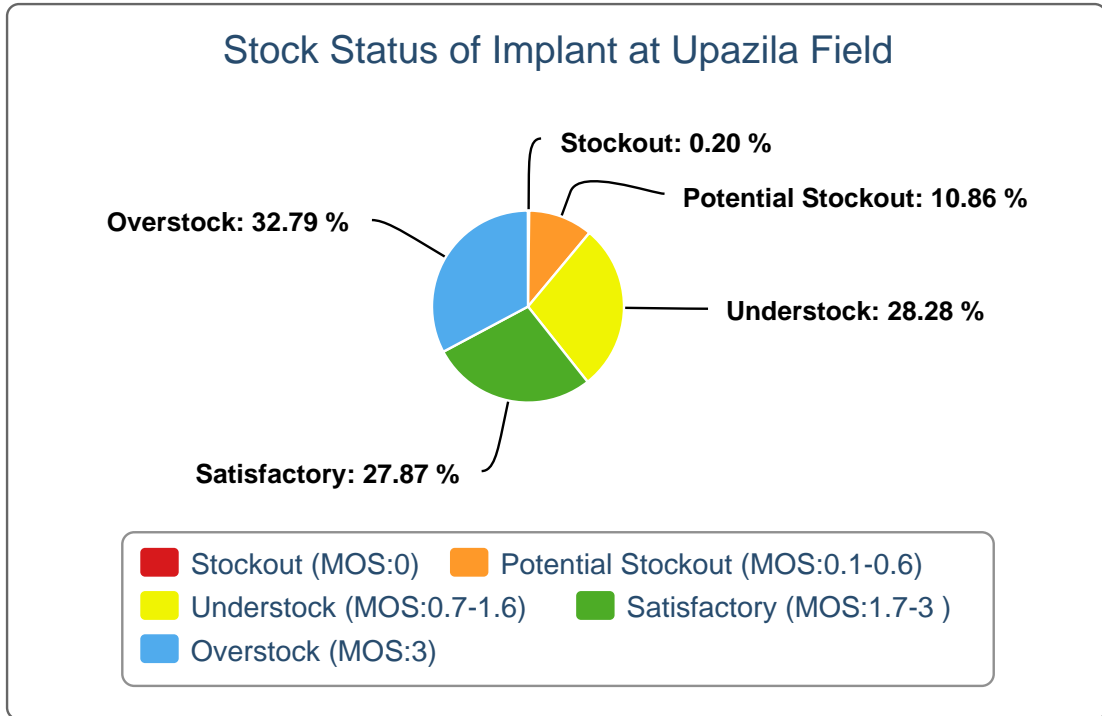
5(g).



5(h).



5(i).



6(a). Contraceptive Stock Status by Product at Regional Warehouses

SL	WH Name	Condom			Shukhi			IUD			Injectables			Implant		
		CBL	AMD	MOS	CBL	AMD	MOS	CBL	AMD	MOS	CBL	AMD	MOS	CBL	AMD	MOS
1	Bandarban RWH	39,600	39,388	1.0	31,680	20,039	1.6	195	104	1.9	4,000	3,236	1.2	344	225	1.5
2	Bhola RWH	237,600	101,400	2.3	53,280	85,968	0.6	1,475	283	5.2	59,000	39,645	1.5	3,092	490	6.3
3	Bogura RWH	208,800	559,020	0.4	0	383,491	0.0	13,950	673	20.7	201,900	32,191	6.3	3,480	2,628	1.3
4	Chattogram RWH	10,181,000	481,666	21.1	9,745,760	334,346	29.1	42,380	1,538	27.6	4,802,500	56,754	84.6	4,630	2,336	2.0
5	Cumilla RWH	691,200	520,211	1.3	641,740	362,450	1.8	8,116	1,454	5.6	316,000	65,567	4.8	3,553	2,114	1.7
6	Dhaka CWH	3,830,400	1,472,602	2.6	995,504	828,552	1.2	333,000	2,244	148.4	1,570,285	107,281	14.6	160,742	3,090	52.0
7	Dinajpur RWH	910,800	201,043	4.5	0	289,812	0.0	3,850	465	8.3	79,000	35,809	2.2	2,896	2,154	1.3
8	Faridpur RWH	378,000	654,971	0.6	453,600	369,267	1.2	5,300	1,208	4.4	129,000	46,091	2.8	72	2,673	0.0
9	Jamalpur RWH	126,000	300,927	0.4	210,240	247,752	0.8	2,778	475	5.8	92,300	31,370	2.9	650	1,311	0.5
10	Jashore RWH	482,400	455,945	1.1	267,840	249,423	1.1	3,650	494	7.4	147,500	43,783	3.4	5,000	1,409	3.5
11	Khulna RWH	618,800	642,962	1.0	289,770	373,595	0.8	7,700	844	9.1	3,475,700	42,966	80.9	6,024	1,666	3.6
12	Kushtia RWH	68,400	293,839	0.2	188,640	163,153	1.2	1,344	210	6.4	85,100	33,479	2.5	2,140	616	3.5
13	Mymensingh RWH	759,600	688,171	1.1	377,280	598,902	0.6	3,650	1,039	3.5	137,500	55,086	2.5	5,418	2,635	2.1
14	Noakhali RWH	518,400	267,823	1.9	724,320	170,498	4.2	7,600	641	11.9	67,000	41,119	1.6	5,500	1,344	4.1
15	Pabna RWH	316,800	503,217	0.6	80,640	349,594	0.2	7,900	909	8.7	170,000	44,055	3.9	2,750	1,069	2.6
16	Patuakhali RWH	100,800	122,964	0.8	7,200	152,640	0.0	3,400	360	9.4	75,700	25,285	3.0	2,600	1,047	2.5
17	Rajshahi RWH	828,000	648,793	1.3	63,360	299,744	0.2	5,714	453	12.6	102,800	36,505	2.8	4,200	1,303	3.2
18	Rangamati RWH	32,400	45,028	0.7	15,840	33,129	0.5	349	88	4.0	8,600	3,259	2.6	372	246	1.5
19	Rangpur RWH	594,000	534,610	1.1	1,440	562,665	0.0	7,725	1,447	5.3	209,000	104,350	2.0	5,920	3,351	1.8
20	Sylhet RWH	475,200	569,481	0.8	331,200	372,383	0.9	4,125	823	5.0	80,000	48,789	1.6	1,800	2,138	0.8
21	Tangail RWH	385,200	315,665	1.2	44,961	278,980	0.2	2,050	536	3.8	67,000	25,916	2.6	1,380	982	1.4

6(b). Contraceptive Stock Status by Product at Upazila

SL	Warehouse Name	Upazila Name	Condom			Shukhi			IUD			Injectables			Implant		
			CBL	AMD	MOS	CBL	AMD	MOS	CBL	AMD	MOS	CBL	AMD	MOS	CBL	AMD	MOS
1	Bandarban RWH	Alikadam	24,600	9,438	2.6	6,507	2,479	2.6	54	17	3.2	2,445	755	3.2	102	57	1.8
2	Bandarban RWH	Bandarban Sadar	17,200	5,024	3.4	8,450	4,150	2.0	76	20	3.8	1,204	693	1.7	159	31	5.1
3	Bandarban RWH	Lama	16,624	6,136	2.7	10,095	4,474	2.3	132	34	3.9	2,611	737	3.5	117	47	2.5
4	Bandarban RWH	Naikhongchhari	9,300	8,793	1.1	6,135	4,120	1.5	104	10	10.4	2,083	718	2.9	172	16	10.8
5	Bandarban RWH	Rowangchhari	14,200	2,085	6.8	10,015	1,672	6.0	57	4	14.3	1,574	148	10.6	122	20	6.1
6	Bandarban RWH	Ruma	18,200	5,238	3.5	9,165	1,568	5.8	73	11	6.6	1,507	124	12.2	127	18	7.1
7	Bandarban RWH	Thanchi	15,900	2,674	5.9	7,995	1,576	5.1	80	8	10.0	1,341	61	22.0	172	36	4.8
8	Bhola RWH	Bhola Sadar	27,600	12,696	2.2	15,990	9,747	1.6	159	88	1.8	11,310	5,190	2.2	72	143	0.5
9	Bhola RWH	Burhanuddin	10,550	4,516	2.3	12,180	8,143	1.5	48	27	1.8	3,871	1,702	2.3	254	54	4.7
10	Bhola RWH	Char Fasson	35,000	18,753	1.9	22,155	16,932	1.3	75	49	1.5	20,966	9,530	2.2	144	107	1.3
11	Bhola RWH	Daulat Khan	15,700	7,169	2.2	13,750	7,203	1.9	46	9	5.1	9,600	3,978	2.4	50	25	2.0
12	Bhola RWH	Hizla	16,900	7,910	2.1	10,920	5,103	2.1	25	14	1.8	3,496	1,488	2.3	102	17	6.0
13	Bhola RWH	Lalmohan	32,310	14,852	2.2	17,475	12,584	1.4	55	27	2.0	12,530	6,243	2.0	82	48	1.7
14	Bhola RWH	Manpura	8,200	4,756	1.7	4,077	2,628	1.6	40	5	8.0	5,295	2,021	2.6	22	22	1.0
15	Bhola RWH	Mehendiganj	32,200	15,146	2.1	13,755	11,138	1.2	57	30	1.9	9,733	4,609	2.1	72	14	5.1
16	Bhola RWH	Muladi	17,300	8,473	2.0	13,330	7,326	1.8	48	15	3.2	4,606	1,800	2.6	50	27	1.9
17	Bhola RWH	Tazumuddin	13,800	7,129	1.9	7,590	5,164	1.5	35	19	1.8	6,550	3,084	2.1	72	33	2.2
18	Bogura RWH	Adamdighi	30,000	9,999	3.0	19,095	6,204	3.1	69	19	3.6	1,363	357	3.8	0	54	0.0
19	Bogura RWH	Akkelpur	57,600	5,407	10.7	16,905	5,380	3.1	85	9	9.4	3,586	437	8.2	152	67	2.3
20	Bogura RWH	Atrai	22,500	12,862	1.7	1,120	11,347	0.1	232	10	23.2	2,596	456	5.7	110	42	2.6
21	Bogura RWH	Badalgachhi	32,400	16,568	2.0	1,035	14,183	0.1	135	6	22.5	3,520	1,726	2.0	372	34	10.9
22	Bogura RWH	Bogura Sadar	78,240	73,476	1.1	26,700	14,553	1.8	160	68	2.4	4,143	1,956	2.1	18	236	0.1
23	Bogura RWH	Dhamoirhat	50,400	9,261	5.4	285	8,991	0.0	102	14	7.3	2,052	929	2.2	100	22	4.5
24	Bogura RWH	Dhunat	68,600	31,831	2.2	9,095	19,555	0.5	93	26	3.6	4,791	2,009	2.4	272	122	2.2
25	Bogura RWH	Dhupchanchia	45,300	7,843	5.8	23,250	7,676	3.0	166	20	8.3	2,574	749	3.4	510	113	4.5

SL	Warehouse Name	Upazila Name	Condom			Shukhi			IUD			Injectables			Implant		
			CBL	AMD	MOS	CBL	AMD	MOS	CBL	AMD	MOS	CBL	AMD	MOS	CBL	AMD	MOS
26	Bogura RWH	Gabtali	87,600	40,106	2.2	2,310	19,144	0.1	107	14	7.6	5,858	2,677	2.2	0	150	0.0
27	Bogura RWH	Ghoraghat	63,500	6,094	10.4	13,890	6,250	2.2	97	28	3.5	2,228	410	5.4	10	34	0.3
28	Bogura RWH	Hakimpur	47,540	6,361	7.5	11,406	3,590	3.2	141	8	17.6	2,113	159	13.3	144	34	4.2
29	Bogura RWH	Joypurhat Sadar	74,100	22,099	3.4	15,303	13,247	1.2	140	63	2.2	4,100	1,124	3.6	282	209	1.3
30	Bogura RWH	Kahaloo	49,900	18,914	2.6	23,730	11,724	2.0	223	32	7.0	2,438	958	2.5	0	150	0.0
31	Bogura RWH	Kalai	19,848	6,423	3.1	8,160	8,388	1.0	94	11	8.5	2,235	505	4.4	100	32	3.1
32	Bogura RWH	Khetlal	16,100	8,199	2.0	11,685	4,811	2.4	85	10	8.5	1,776	246	7.2	72	48	1.5
33	Bogura RWH	Mahadebpur	48,800	15,439	3.2	3,345	16,945	0.2	109	14	7.8	2,692	925	2.9	50	66	0.8
34	Bogura RWH	Manda	63,900	23,028	2.8	78,480	30,757	2.6	478	65	7.4	6,305	1,812	3.5	60	83	0.7
35	Bogura RWH	Nandigram	34,100	9,052	3.8	28,935	11,160	2.6	50	2	25.0	2,340	338	6.9	0	49	0.0
36	Bogura RWH	Naogaon Sadar	62,300	23,939	2.6	2,310	17,375	0.1	120	20	6.0	2,812	1,380	2.0	200	88	2.3
37	Bogura RWH	Niamatpur	59,500	16,893	3.5	21,345	14,006	1.5	144	14	10.3	4,250	1,005	4.2	0	63	0.0
38	Bogura RWH	Panchbibi	59,290	14,483	4.1	8,307	9,331	0.9	40	13	3.1	1,878	709	2.6	373	149	2.5
39	Bogura RWH	Patnitala	45,000	12,045	3.7	9,422	9,626	1.0	153	16	9.6	3,179	562	5.7	196	55	3.6
40	Bogura RWH	Porsha	26,040	11,444	2.3	1,980	10,296	0.2	119	13	9.2	2,613	501	5.2	100	36	2.8
41	Bogura RWH	Raninagar	30,100	12,814	2.3	1,965	12,206	0.2	194	8	24.3	2,806	458	6.1	100	32	3.1
42	Bogura RWH	Sapahar	40,838	10,710	3.8	12,957	10,910	1.2	121	6	20.2	2,464	940	2.6	244	36	6.8
43	Bogura RWH	Sariakandi	40,200	12,612	3.2	14,250	8,622	1.7	109	30	3.6	3,901	1,138	3.4	0	159	0.0
44	Bogura RWH	Shajahanpur	95,200	41,473	2.3	35,780	16,541	2.2	137	29	4.7	3,172	1,069	3.0	0	134	0.0
45	Bogura RWH	Sherpur	93,400	31,248	3.0	33,151	18,988	1.7	120	28	4.3	3,833	1,620	2.4	0	106	0.0
46	Bogura RWH	Shibganj	69,800	27,135	2.6	240	22,712	0.0	81	24	3.4	9,000	3,846	2.3	0	104	0.0
47	Bogura RWH	Sonatola	51,200	21,262	2.4	1,365	18,973	0.1	60	53	1.1	2,579	1,190	2.2	244	121	2.0
48	Chattogram RWH	Anowara	23,400	11,357	2.1	33,375	11,120	3.0	78	29	2.7	1,637	921	1.8	200	56	3.6
49	Chattogram RWH	Banshkhali	36,400	15,505	2.3	33,860	12,004	2.8	83	38	2.2	4,640	2,315	2.0	300	82	3.7
50	Chattogram RWH	Boalkhali	20,100	8,256	2.4	31,139	10,818	2.9	103	32	3.2	1,159	545	2.1	200	50	4.0

SL	Warehouse Name	Upazila Name	Condom			Shukhi			IUD			Injectables			Implant		
			CBL	AMD	MOS	CBL	AMD	MOS	CBL	AMD	MOS	CBL	AMD	MOS	CBL	AMD	MOS
51	Chattogram RWH	Chakaria	93,700	20,951	4.5	50,400	16,525	3.0	87	95	0.9	9,002	4,166	2.2	638	132	4.8
52	Chattogram RWH	Chandanaish	23,300	10,300	2.3	15	9,501	0.0	74	39	1.9	2,062	951	2.2	100	47	2.1
53	Chattogram RWH	Cox's Bazar Sadar	120,700	32,456	3.7	58,830	19,287	3.1	118	48	2.5	6,765	3,331	2.0	905	108	8.4
54	Chattogram RWH	Dighinala	19,800	8,953	2.2	25,920	7,844	3.3	25	15	1.7	2,045	969	2.1	50	18	2.8
55	Chattogram RWH	Double Mooring	92,448	55,117	1.7	41,895	13,496	3.1	379	194	2.0	9,875	4,758	2.1	640	140	4.6
56	Chattogram RWH	Fatikchhari	48,344	23,552	2.1	49,475	16,267	3.0	44	32	1.4	5,087	2,358	2.2	100	254	0.4
57	Chattogram RWH	Hathazari	66,100	31,784	2.1	51,420	16,843	3.1	93	34	2.7	2,621	1,303	2.0	250	51	4.9
58	Chattogram RWH	Khagrachhari Sadar	19,200	6,408	3.0	18,695	6,060	3.1	90	52	1.7	1,672	751	2.2	140	15	9.3
59	Chattogram RWH	Kutubdia	28,600	3,935	7.3	9,000	4,385	2.1	235	24	9.8	3,450	1,204	2.9	288	60	4.8
60	Chattogram RWH	Lakshmichhari	11,600	2,161	5.4	14,400	2,664	5.4	43	13	3.3	258	108	2.4	25	12	2.1
61	Chattogram RWH	Lohagara	39,708	8,039	4.9	17,925	8,580	2.1	55	23	2.4	2,806	1,461	1.9	220	50	4.4
62	Chattogram RWH	Mahalchhari	9,700	3,712	2.6	12,960	4,288	3.0	45	6	7.5	887	352	2.5	150	18	8.3
63	Chattogram RWH	Maheshkhali	20,500	8,965	2.3	38,255	16,042	2.4	134	56	2.4	6,410	2,964	2.2	328	89	3.7
64	Chattogram RWH	Manikchhari	7,800	1,338	5.8	10,755	1,864	5.8	15	2	7.5	979	493	2.0	80	10	8.0
65	Chattogram RWH	Matiranga	28,400	10,132	2.8	18,105	7,355	2.5	76	18	4.2	1,971	924	2.1	25	33	0.8
66	Chattogram RWH	Mirsharai	32,500	15,334	2.1	44,479	14,656	3.0	161	54	3.0	4,975	2,299	2.2	300	80	3.8
67	Chattogram RWH	Panchhari	5,400	3,403	1.6	4,425	4,017	1.1	62	4	15.5	516	216	2.4	100	35	2.9
68	Chattogram RWH	Panchlaish	63,600	41,199	1.5	26,550	9,735	2.7	350	163	2.1	6,905	3,518	2.0	170	112	1.5
69	Chattogram RWH	Patiya	51,700	21,545	2.4	2,085	17,494	0.1	370	151	2.5	4,160	2,116	2.0	320	158	2.0
70	Chattogram RWH	Pekua	19,000	7,270	2.6	15,345	6,799	2.3	60	14	4.3	4,014	2,180	1.8	200	79	2.5
71	Chattogram RWH	Ramgarh	11,800	3,477	3.4	19,455	4,318	4.5	26	6	4.3	582	262	2.2	173	26	6.7
72	Chattogram RWH	Ramu	63,000	11,921	5.3	20,325	8,385	2.4	134	42	3.2	5,773	2,649	2.2	200	102	2.0
73	Chattogram RWH	Rangunia	47,200	24,600	1.9	30,720	13,436	2.3	212	67	3.2	3,619	1,678	2.2	210	67	3.1
74	Chattogram RWH	Raozan	36,660	16,911	2.2	34,200	12,446	2.7	168	64	2.6	2,704	1,389	1.9	252	95	2.7
75	Chattogram RWH	Sandwip	33,066	9,157	3.6	13,905	10,406	1.3	309	45	6.9	9,004	1,246	7.2	216	77	2.8

SL	Warehouse Name	Upazila Name	Condom			Shukhi			IUD			Injectables			Implant		
			CBL	AMD	MOS	CBL	AMD	MOS	CBL	AMD	MOS	CBL	AMD	MOS	CBL	AMD	MOS
76	Chattogram RWH	Satkania	26,981	12,741	2.1	257	10,400	0.0	98	24	4.1	1,976	927	2.1	200	88	2.3
77	Chattogram RWH	Sitakunda	43,800	19,795	2.2	43,250	14,359	3.0	212	64	3.3	3,811	1,854	2.1	200	56	3.6
78	Chattogram RWH	Teknaf	42,496	26,238	1.6	39,170	17,953	2.2	134	69	1.9	10,084	4,693	2.1	450	93	4.8
79	Chattogram RWH	Ukhia	12,000	5,154	2.3	11,730	4,999	2.3	51	21	2.4	5,715	1,853	3.1	200	43	4.7
80	Cumilla RWH	Akhaura	37,460	6,321	5.9	9,966	5,123	1.9	92	12	7.7	3,335	704	4.7	110	33	3.3
81	Cumilla RWH	Ashuganj	41,724	14,008	3.0	24,415	6,864	3.6	146	33	4.4	6,188	1,003	6.2	0	49	0.0
82	Cumilla RWH	Banchhampur	23,400	17,893	1.3	10,440	10,563	1.0	78	33	2.4	1,652	2,754	0.6	6	194	0.0
83	Cumilla RWH	Barura	62,200	19,951	3.1	605	18,659	0.0	206	57	3.6	4,904	2,985	1.6	150	63	2.4
84	Cumilla RWH	Bijoyagar	55,908	14,915	3.7	3,141	9,902	0.3	109	11	9.9	4,806	1,648	2.9	200	42	4.8
85	Cumilla RWH	Brahman Para	44,700	7,239	6.2	15,765	7,728	2.0	115	23	5.0	2,433	721	3.4	0	39	0.0
86	Cumilla RWH	Brahmanbaria Sadar	81,000	24,367	3.3	44,265	10,941	4.0	364	65	5.6	7,753	2,696	2.9	100	98	1.0
87	Cumilla RWH	Burichang	86,500	23,026	3.8	18,210	15,376	1.2	298	47	6.3	8,714	2,084	4.2	400	85	4.7
88	Cumilla RWH	Chandina	54,500	20,038	2.7	47,560	14,350	3.3	214	40	5.4	5,258	2,572	2.0	100	43	2.3
89	Cumilla RWH	Chandpur Sadar	71,200	15,862	4.5	17,355	13,691	1.3	204	98	2.1	4,418	2,501	1.8	100	132	0.8
90	Cumilla RWH	Chauddagam	78,900	17,489	4.5	2,925	15,155	0.2	382	35	10.9	6,054	3,389	1.8	0	31	0.0
91	Cumilla RWH	Cumilla Adarsha Sadar	29,000	32,500	0.9	10,290	17,737	0.6	415	114	3.6	3,116	3,104	1.0	310	134	2.3
92	Cumilla RWH	Cumilla Sadar Dakshin	60,300	16,742	3.6	4,010	15,749	0.3	200	59	3.4	6,870	2,844	2.4	150	52	2.9
93	Cumilla RWH	Daudkandi	70,000	13,767	5.1	14,655	10,126	1.4	277	61	4.5	6,016	1,766	3.4	100	27	3.7
94	Cumilla RWH	Debidwar	87,600	18,786	4.7	14,595	16,085	0.9	188	94	2.0	4,018	2,666	1.5	100	38	2.6
95	Cumilla RWH	Faridganj	46,400	16,229	2.9	18,195	10,275	1.8	125	53	2.4	4,280	2,643	1.6	150	90	1.7
96	Cumilla RWH	Haim Char	2,100	2,648	0.8	0	3,952	0.0	69	11	6.3	1,412	549	2.6	90	27	3.3
97	Cumilla RWH	Hajiganj	93,085	9,437	9.9	61,551	9,620	6.4	221	39	5.7	5,532	1,924	2.9	160	86	1.9
98	Cumilla RWH	Homna	53,300	15,712	3.4	26,010	7,971	3.3	218	33	6.6	2,879	1,302	2.2	222	20	11.1
99	Cumilla RWH	Kachua	138,300	17,066	8.1	26,670	13,141	2.0	202	61	3.3	3,141	3,448	0.9	200	74	2.7
100	Cumilla RWH	Kasba	67,600	19,397	3.5	630	13,314	0.0	150	26	5.8	3,369	1,313	2.6	0	51	0.0

SL	Warehouse Name	Upazila Name	Condom			Shukhi			IUD			Injectables			Implant		
			CBL	AMD	MOS	CBL	AMD	MOS	CBL	AMD	MOS	CBL	AMD	MOS	CBL	AMD	MOS
101	Cumilla RWH	Laksam	9,800	10,513	0.9	2,580	8,659	0.3	94	41	2.3	3,194	1,672	1.9	100	54	1.9
102	Cumilla RWH	Manoharganj	28,900	10,262	2.8	585	7,970	0.1	134	17	7.9	3,366	1,319	2.6	150	31	4.8
103	Cumilla RWH	Matlab Dakshin	55,600	11,251	4.9	23,307	6,188	3.8	160	45	3.6	3,113	1,741	1.8	215	58	3.7
104	Cumilla RWH	Matlab Uttar	73,400	13,905	5.3	10,685	12,704	0.8	195	68	2.9	5,755	1,540	3.7	0	95	0.0
105	Cumilla RWH	Meghna	47,700	5,194	9.2	25,230	4,051	6.2	102	15	6.8	2,589	781	3.3	150	16	9.4
106	Cumilla RWH	Muradnagar	81,870	35,093	2.3	9,435	18,470	0.5	330	74	4.5	5,899	3,160	1.9	300	62	4.8
107	Cumilla RWH	Nabinagar	100,300	23,068	4.3	24,765	13,367	1.9	189	19	9.9	6,763	2,015	3.4	250	97	2.6
108	Cumilla RWH	Nangalkot	38,800	21,230	1.8	60	11,045	0.0	245	42	5.8	8,648	2,464	3.5	0	67	0.0
109	Cumilla RWH	Nasirnagar	77,300	13,603	5.7	14,910	11,768	1.3	210	31	6.8	4,006	1,271	3.2	400	51	7.8
110	Cumilla RWH	Sarail	53,600	17,193	3.1	15,120	10,791	1.4	160	25	6.4	3,528	1,603	2.2	200	87	2.3
111	Cumilla RWH	Shahrasti	47,400	4,113	11.5	16,980	6,379	2.7	158	30	5.3	4,330	2,014	2.1	50	62	0.8
112	Cumilla RWH	Titas	21,100	11,393	1.9	24,435	4,736	5.2	129	42	3.1	2,001	1,371	1.5	75	26	2.9
113	Dhaka CWH	Araihazar	33,300	14,544	2.3	17,280	19,265	0.9	100	57	1.8	4,795	2,234	2.1	0	97	0.0
114	Dhaka CWH	Bandar	85,208	44,554	1.9	55	17,461	0.0	97	37	2.6	5,453	2,419	2.3	0	87	0.0
115	Dhaka CWH	Belabo	28,000	11,293	2.5	1,080	10,449	0.1	124	23	5.4	2,623	1,178	2.2	200	45	4.4
116	Dhaka CWH	Daulatpur	27,200	12,488	2.2	4,995	9,870	0.5	78	12	6.5	2,062	958	2.2	100	55	1.8
117	Dhaka CWH	Dhamrai	48,300	27,547	1.8	26,113	24,410	1.1	262	121	2.2	3,575	1,723	2.1	22	64	0.3
118	Dhaka CWH	Dohar	21,852	12,673	1.7	9,588	7,705	1.2	62	18	3.4	1,332	660	2.0	150	47	3.2
119	Dhaka CWH	Gazaria	11,199	6,225	1.8	4,595	6,413	0.7	24	9	2.7	1,368	585	2.3	128	21	6.1
120	Dhaka CWH	Gazipur Sadar	111,200	54,948	2.0	615	25,730	0.0	218	64	3.4	5,899	2,483	2.4	0	81	0.0
121	Dhaka CWH	Ghior	47,100	21,180	2.2	14,400	10,230	1.4	67	12	5.6	2,385	1,116	2.1	400	35	11.4
122	Dhaka CWH	Harirampur	23,832	13,683	1.7	600	6,047	0.1	53	9	5.9	1,087	419	2.6	260	49	5.3
123	Dhaka CWH	Kaliakair	44,800	25,980	1.7	30	19,623	0.0	117	26	4.5	1,484	702	2.1	0	50	0.0
124	Dhaka CWH	Kaliganj	61,700	29,236	2.1	130	16,334	0.0	133	20	6.7	2,586	1,225	2.1	250	19	13.2
125	Dhaka CWH	Kapasias	45,700	20,996	2.2	95	14,931	0.0	61	21	2.9	1,843	801	2.3	0	46	0.0

SL	Warehouse Name	Upazila Name	Condom			Shukhi			IUD			Injectables			Implant		
			CBL	AMD	MOS	CBL	AMD	MOS	CBL	AMD	MOS	CBL	AMD	MOS	CBL	AMD	MOS
126	Dhaka CWH	Keraniganj	93,668	48,298	1.9	5,325	28,183	0.2	286	109	2.6	7,141	3,464	2.1	660	107	6.2
127	Dhaka CWH	Lohajang	30,400	15,507	2.0	10,125	9,415	1.1	43	25	1.7	2,172	997	2.2	100	56	1.8
128	Dhaka CWH	Manikganj Sadar	15,600	40,866	0.4	11,760	16,856	0.7	69	32	2.2	3,319	2,004	1.7	0	117	0.0
129	Dhaka CWH	Manohardi	48,100	24,869	1.9	0	12,828	0.0	139	51	2.7	5,008	2,323	2.2	0	32	0.0
130	Dhaka CWH	Mirpur	0	147,526	0.0	0	40,631	0.0	480	278	1.7	20,401	11,446	1.8	80	358	0.2
131	Dhaka CWH	Munshiganj Sadar	62,986	28,038	2.2	14,892	16,886	0.9	46	32	1.4	3,426	1,616	2.1	100	72	1.4
132	Dhaka CWH	Narayanganj Sadar	146,600	82,077	1.8	0	52,043	0.0	248	92	2.7	17,824	8,790	2.0	125	179	0.7
133	Dhaka CWH	Narsingdi Sadar	117,551	58,939	2.0	103	53,297	0.0	319	116	2.8	18,208	8,263	2.2	32	120	0.3
134	Dhaka CWH	Nawabganj	57,700	24,022	2.4	5,616	13,370	0.4	59	20	3.0	2,192	974	2.3	0	56	0.0
135	Dhaka CWH	Palash	18,200	11,008	1.7	0	10,517	0.0	82	20	4.1	2,421	1,182	2.0	0	41	0.0
136	Dhaka CWH	Roypura	107,600	55,248	1.9	18,210	20,575	0.9	214	89	2.4	13,863	7,479	1.9	200	38	5.3
137	Dhaka CWH	Rupganj	83,290	41,492	2.0	460	33,666	0.0	184	37	5.0	7,095	3,228	2.2	0	78	0.0
138	Dhaka CWH	Saturia	22,800	9,111	2.5	180	8,143	0.0	102	27	3.8	1,658	741	2.2	0	46	0.0
139	Dhaka CWH	Savar	28,600	78,718	0.4	871	34,044	0.0	240	114	2.1	8,768	4,259	2.1	150	113	1.3
140	Dhaka CWH	Serajdikhan	50,792	23,173	2.2	15,840	18,855	0.8	93	42	2.2	3,615	1,532	2.4	0	52	0.0
141	Dhaka CWH	Shibalaya	44,000	17,134	2.6	0	8,962	0.0	41	14	2.9	3,845	1,435	2.7	0	64	0.0
142	Dhaka CWH	Shibpur	45,000	20,704	2.2	358	16,247	0.0	143	25	5.7	5,020	2,131	2.4	72	56	1.3
143	Dhaka CWH	Singair	56,300	24,845	2.3	0	13,557	0.0	91	20	4.6	2,079	942	2.2	300	46	6.5
144	Dhaka CWH	Sonargaon	45,600	30,666	1.5	13,635	23,181	0.6	151	45	3.4	6,000	2,937	2.0	50	81	0.6
145	Dhaka CWH	Sreenagar	54,900	32,837	1.7	21,600	22,386	1.0	55	33	1.7	3,609	1,769	2.0	300	38	7.9
146	Dhaka CWH	Sreepur	56,060	31,243	1.8	0	25,939	0.0	135	21	6.4	4,176	1,920	2.2	100	80	1.3
147	Dhaka CWH	Tejgaon	193,200	277,981	0.7	5,760	137,707	0.0	985	498	2.0	7,775	19,055	0.4	179	426	0.4
148	Dhaka CWH	Tongi	84,500	40,943	2.1	0	13,683	0.0	122	68	1.8	3,934	1,859	2.1	760	106	7.2
149	Dhaka CWH	Tongibari	26,300	12,010	2.2	18,315	9,113	2.0	42	7	6.0	981	432	2.3	200	32	6.3
150	Dinajpur RWH	Atwari	13,100	6,237	2.1	1,127	9,277	0.1	49	12	4.1	2,122	1,035	2.1	0	30	0.0

SL	Warehouse Name	Upazila Name	Condom			Shukhi			IUD			Injectables			Implant		
			CBL	AMD	MOS	CBL	AMD	MOS	CBL	AMD	MOS	CBL	AMD	MOS	CBL	AMD	MOS
151	Dinajpur RWH	Baliadangi	29,600	4,393	6.7	5,550	8,777	0.6	43	6	7.2	7,008	1,932	3.6	200	30	6.7
152	Dinajpur RWH	Biral	31,304	6,701	4.7	22,365	10,064	2.2	140	19	7.4	5,965	689	8.7	10	89	0.1
153	Dinajpur RWH	Birampur	13,800	5,846	2.4	8,175	6,252	1.3	114	13	8.8	1,570	309	5.1	72	80	0.9
154	Dinajpur RWH	Birganj	29,800	9,757	3.1	12,975	20,061	0.6	210	36	5.8	4,146	1,705	2.4	0	186	0.0
155	Dinajpur RWH	Bochaganj	13,762	6,790	2.0	10,152	10,437	1.0	158	36	4.4	2,240	675	3.3	250	70	3.6
156	Dinajpur RWH	Boda	6,900	9,825	0.7	240	19,779	0.0	75	18	4.2	2,873	2,497	1.2	0	128	0.0
157	Dinajpur RWH	Chirirbandar	13,100	7,217	1.8	14,580	14,552	1.0	98	20	4.9	2,626	1,162	2.3	10	151	0.1
158	Dinajpur RWH	Debiganj	33,600	11,220	3.0	12,960	22,938	0.6	139	29	4.8	10,000	3,847	2.6	200	79	2.5
159	Dinajpur RWH	Dinajpur Sadar	45,400	28,066	1.6	16,335	20,150	0.8	198	58	3.4	9,404	2,914	3.2	80	236	0.3
160	Dinajpur RWH	Fulbari	23,400	6,216	3.8	8,790	6,857	1.3	143	21	6.8	1,687	242	7.0	28	65	0.4
161	Dinajpur RWH	Haripur	21,100	6,933	3.0	7,995	8,901	0.9	69	5	13.8	4,755	1,224	3.9	0	35	0.0
162	Dinajpur RWH	Kaharole	19,100	4,327	4.4	8,660	8,740	1.0	123	20	6.2	1,936	594	3.3	128	108	1.2
163	Dinajpur RWH	Khansama	17,360	4,804	3.6	7,458	12,388	0.6	82	26	3.2	2,111	1,105	1.9	300	148	2.0
164	Dinajpur RWH	Nawabganj	27,500	9,659	2.8	13,335	12,585	1.1	138	11	12.5	2,700	1,300	2.1	0	72	0.0
165	Dinajpur RWH	Panchagarh Sadar	13,356	11,700	1.1	2,142	16,762	0.1	63	20	3.2	4,879	2,239	2.2	0	61	0.0
166	Dinajpur RWH	Parbatipur	21,160	19,381	1.1	14,423	17,274	0.8	267	38	7.0	3,129	2,561	1.2	250	185	1.4
167	Dinajpur RWH	Pirganj	8,400	8,464	1.0	2,550	12,392	0.2	85	15	5.7	1,077	2,328	0.5	200	65	3.1
168	Dinajpur RWH	Ranisankail	26,920	4,563	5.9	0	12,617	0.0	68	8	8.5	3,863	1,063	3.6	0	70	0.0
169	Dinajpur RWH	Tentulia	11,240	7,498	1.5	285	9,364	0.0	53	14	3.8	1,791	699	2.6	100	26	3.8
170	Dinajpur RWH	Thakurgaon Sadar	60,100	21,446	2.8	25,920	29,645	0.9	115	40	2.9	10,700	5,689	1.9	0	240	0.0
171	Faridpur RWH	Agailjhara	26,310	7,619	3.5	6,607	7,402	0.9	74	14	5.3	2,304	626	3.7	72	27	2.7
172	Faridpur RWH	Alfadanga	46,800	21,042	2.2	6,015	5,140	1.2	63	11	5.7	1,471	672	2.2	72	32	2.3
173	Faridpur RWH	Babuganj	18,700	5,936	3.2	8,130	6,126	1.3	125	33	3.8	1,963	640	3.1	72	34	2.1
174	Faridpur RWH	Baliakandi	59,422	22,871	2.6	8	10,849	0.0	100	29	3.4	4,096	1,174	3.5	150	62	2.4
175	Faridpur RWH	Banari Para	24,400	6,295	3.9	7,820	7,517	1.0	62	11	5.6	2,786	600	4.6	216	63	3.4

SL	Warehouse Name	Upazila Name	Condom			Shukhi			IUD			Injectables			Implant		
			CBL	AMD	MOS	CBL	AMD	MOS	CBL	AMD	MOS	CBL	AMD	MOS	CBL	AMD	MOS
176	Faridpur RWH	Barishal Sadar (kotwali)	70,300	27,811	2.5	5,565	16,088	0.3	219	72	3.0	7,545	3,333	2.3	86	142	0.6
177	Faridpur RWH	Bhanga	46,000	21,958	2.1	892	12,644	0.1	195	61	3.2	2,356	778	3.0	216	80	2.7
178	Faridpur RWH	Bhedarganj	43,100	12,708	3.4	105	7,936	0.0	155	25	6.2	5,418	1,667	3.3	216	55	3.9
179	Faridpur RWH	Boalmari	93,300	26,102	3.6	12,820	13,186	1.0	116	24	4.8	5,681	1,443	3.9	144	59	2.4
180	Faridpur RWH	Char Bhadrasan	20,700	6,908	3.0	3,999	1,657	2.4	105	14	7.5	1,294	210	6.2	50	37	1.4
181	Faridpur RWH	Damudya	21,824	5,247	4.2	810	3,334	0.2	96	18	5.3	2,404	356	6.8	100	10	10.0
182	Faridpur RWH	Faridpur Sadar	100,700	45,210	2.2	8,535	14,741	0.6	140	67	2.1	8,301	2,993	2.8	144	174	0.8
183	Faridpur RWH	Gaurnadi	33,100	10,342	3.2	0	9,841	0.0	102	13	7.8	4,535	1,134	4.0	0	36	0.0
184	Faridpur RWH	Goalanda	83,940	30,861	2.7	30	6,084	0.0	93	6	15.5	5,562	1,268	4.4	0	56	0.0
185	Faridpur RWH	Gopalganj Sadar	86,731	36,647	2.4	9,487	13,933	0.7	228	51	4.5	5,221	1,464	3.6	288	174	1.7
186	Faridpur RWH	Gosairhat	29,000	10,815	2.7	95	7,084	0.0	179	42	4.3	3,787	995	3.8	100	21	4.8
187	Faridpur RWH	Jhalokati Sadar	28,600	9,035	3.2	12,465	6,151	2.0	93	25	3.7	2,555	874	2.9	50	89	0.6
188	Faridpur RWH	Kalkini	25,900	13,226	2.0	7,365	9,664	0.8	74	32	2.3	2,465	1,203	2.0	320	113	2.8
189	Faridpur RWH	Kashiani	42,700	19,932	2.1	860	13,327	0.1	55	17	3.2	4,136	1,158	3.6	85	51	1.7
190	Faridpur RWH	Kotalipara	30,200	11,748	2.6	510	14,450	0.0	40	10	4.0	2,084	720	2.9	20	76	0.3
191	Faridpur RWH	Madaripur Sadar	64,000	21,989	2.9	10,350	16,962	0.6	258	92	2.8	10,266	4,823	2.1	360	163	2.2
192	Faridpur RWH	Madhukhali	39,400	15,470	2.5	0	12,656	0.0	129	38	3.4	4,037	1,343	3.0	122	75	1.6
193	Faridpur RWH	Muksudpur	71,995	28,364	2.5	2,091	19,316	0.1	133	34	3.9	5,263	1,789	2.9	0	86	0.0
194	Faridpur RWH	Nagarkanda	41,700	15,619	2.7	300	9,668	0.0	148	39	3.8	2,312	582	4.0	72	32	2.3
195	Faridpur RWH	Naria	25,656	10,333	2.5	30	8,387	0.0	45	20	2.3	2,496	887	2.8	173	42	4.1
196	Faridpur RWH	Nesarabad (swarupkati)	41,100	16,860	2.4	3,075	12,083	0.3	71	27	2.6	3,510	1,116	3.1	144	69	2.1
197	Faridpur RWH	Pangsha	79,400	37,674	2.1	465	17,562	0.0	131	33	4.0	5,517	1,990	2.8	504	155	3.3
198	Faridpur RWH	Rajbari Sadar	96,300	45,862	2.1	90	13,599	0.0	361	119	3.0	7,915	2,355	3.4	144	193	0.7
199	Faridpur RWH	Rajoir	33,400	14,277	2.3	7,670	11,073	0.7	60	13	4.6	4,546	1,349	3.4	72	49	1.5
200	Faridpur RWH	Sadarpur	42,000	13,217	3.2	10,110	6,376	1.6	117	21	5.6	2,768	542	5.1	133	37	3.6

SL	Warehouse Name	Upazila Name	Condom			Shukhi			IUD			Injectables			Implant		
			CBL	AMD	MOS	CBL	AMD	MOS	CBL	AMD	MOS	CBL	AMD	MOS	CBL	AMD	MOS
201	Faridpur RWH	Saltha	39,300	11,680	3.4	7,200	8,010	0.9	141	33	4.3	2,564	601	4.3	144	41	3.5
202	Faridpur RWH	Shariatpur Sadar	34,900	10,943	3.2	11,655	7,190	1.6	135	52	2.6	2,195	850	2.6	72	36	2.0
203	Faridpur RWH	Shib Char	62,900	25,523	2.5	105	16,727	0.0	124	47	2.6	7,077	2,411	2.9	144	93	1.5
204	Faridpur RWH	Tungipara	30,100	9,905	3.0	7,620	5,077	1.5	132	16	8.3	3,203	506	6.3	226	48	4.7
205	Faridpur RWH	Wazirpur	27,400	11,877	2.3	0	11,648	0.0	126	16	7.9	3,512	874	4.0	216	100	2.2
206	Faridpur RWH	Zanjira	38,500	13,065	2.9	11,395	5,779	2.0	145	33	4.4	3,076	765	4.0	294	63	4.7
207	Jamalpur RWH	Bakshiganj	26,900	19,181	1.4	6,100	10,634	0.6	117	27	4.3	1,963	1,001	2.0	200	71	2.8
208	Jamalpur RWH	Char Rajibpur	25,752	17,697	1.5	2,460	6,227	0.4	32	2	16.0	2,700	1,401	1.9	65	19	3.4
209	Jamalpur RWH	Dewanganj	28,880	21,184	1.4	7,200	15,253	0.5	82	33	2.5	6,273	2,850	2.2	150	114	1.3
210	Jamalpur RWH	Islampur	37,100	25,870	1.4	18,139	22,817	0.8	204	69	3.0	3,913	1,745	2.2	200	85	2.4
211	Jamalpur RWH	Jamalpur Sadar	44,500	39,737	1.1	21,730	36,863	0.6	96	75	1.3	9,803	4,713	2.1	200	168	1.2
212	Jamalpur RWH	Jhenaigati	17,700	12,775	1.4	10,370	16,435	0.6	104	17	6.1	3,158	1,601	2.0	150	53	2.8
213	Jamalpur RWH	Madarganj	21,800	16,395	1.3	10,080	13,508	0.7	125	70	1.8	2,200	986	2.2	250	165	1.5
214	Jamalpur RWH	Melandaha	32,400	26,098	1.2	16,740	21,394	0.8	165	41	4.0	5,100	2,544	2.0	150	88	1.7
215	Jamalpur RWH	Nakla	17,000	11,465	1.5	2,880	11,984	0.2	85	23	3.7	2,505	1,303	1.9	100	111	0.9
216	Jamalpur RWH	Nalitabari	31,200	17,153	1.8	10,590	16,443	0.6	107	11	9.7	2,673	1,406	1.9	180	70	2.6
217	Jamalpur RWH	Raumari	30,400	21,421	1.4	6,690	11,303	0.6	56	22	2.5	4,794	2,161	2.2	100	31	3.2
218	Jamalpur RWH	Sarishabari	53,000	26,355	2.0	19,650	16,656	1.2	182	47	3.9	4,804	1,830	2.6	200	89	2.2
219	Jamalpur RWH	Sherpur Sadar	41,100	31,364	1.3	5,610	32,976	0.2	59	30	2.0	12,810	6,808	1.9	150	139	1.1
220	Jamalpur RWH	Sreebardi	35,684	14,232	2.5	3,450	15,259	0.2	21	8	2.6	2,058	1,021	2.0	300	108	2.8
221	Jashore RWH	Abhaynagar	45,600	21,517	2.1	1,890	9,244	0.2	131	30	4.4	4,565	2,125	2.1	0	66	0.0
222	Jashore RWH	Bagher Para	32,900	17,607	1.9	0	9,282	0.0	133	19	7.0	2,622	1,490	1.8	172	69	2.5
223	Jashore RWH	Chaugachha	37,200	20,117	1.8	75	9,196	0.0	54	18	3.0	2,120	1,024	2.1	149	54	2.8
224	Jashore RWH	Harinakunda	39,000	8,221	4.7	14,610	9,531	1.5	146	16	9.1	2,710	937	2.9	272	56	4.9
225	Jashore RWH	Jashore Sadar	104,900	67,526	1.6	315	34,205	0.0	199	56	3.6	14,098	7,662	1.8	94	116	0.8

SL	Warehouse Name	Upazila Name	Condom			Shukhi			IUD			Injectables			Implant		
			CBL	AMD	MOS	CBL	AMD	MOS	CBL	AMD	MOS	CBL	AMD	MOS	CBL	AMD	MOS
226	Jashore RWH	Jhenaidah Sadar	56,400	23,953	2.4	12,300	14,773	0.8	96	44	2.2	5,475	2,407	2.3	282	77	3.7
227	Jashore RWH	Jhikargachha	41,100	19,317	2.1	30	9,674	0.0	110	23	4.8	4,300	1,756	2.4	52	55	0.9
228	Jashore RWH	Kalia	15,100	17,534	0.9	15	8,206	0.0	69	12	5.8	1,350	638	2.1	466	46	10.1
229	Jashore RWH	Kaliganj	44,800	21,872	2.0	10,320	12,070	0.9	64	13	4.9	2,200	1,085	2.0	200	47	4.3
230	Jashore RWH	Keshabpur	37,000	15,618	2.4	2,175	9,158	0.2	96	15	6.4	4,393	1,779	2.5	176	67	2.6
231	Jashore RWH	Kotchandpur	16,300	8,870	1.8	7,215	5,202	1.4	30	8	3.8	1,750	700	2.5	322	30	10.7
232	Jashore RWH	Lohagara	41,000	20,253	2.0	8,015	10,846	0.7	40	22	1.8	3,090	1,411	2.2	444	47	9.4
233	Jashore RWH	Magura Sadar	48,800	31,007	1.6	15,015	16,410	0.9	210	54	3.9	6,667	3,193	2.1	200	124	1.6
234	Jashore RWH	Maheshpur	49,636	22,069	2.2	70	8,762	0.0	85	32	2.7	6,500	3,012	2.2	144	56	2.6
235	Jashore RWH	Manirampur	69,300	29,646	2.3	75	18,643	0.0	215	18	11.9	12,453	5,973	2.1	316	90	3.5
236	Jashore RWH	Mohammadpur	40,400	6,335	6.4	7,128	7,106	1.0	93	15	6.2	1,725	750	2.3	0	44	0.0
237	Jashore RWH	Narail Sadar	44,100	28,220	1.6	1,485	12,874	0.1	47	23	2.0	7,424	1,892	3.9	194	74	2.6
238	Jashore RWH	Shailkupa	44,700	25,348	1.8	1,035	14,940	0.1	60	19	3.2	3,250	1,575	2.1	344	130	2.6
239	Jashore RWH	Shalikka	13,000	6,038	2.2	13,410	7,696	1.7	99	12	8.3	1,294	550	2.4	294	42	7.0
240	Jashore RWH	Sharsha	59,600	33,532	1.8	45	12,435	0.0	68	27	2.5	6,408	2,845	2.3	72	81	0.9
241	Jashore RWH	Sreepur	26,300	11,345	2.3	14,460	9,170	1.6	132	18	7.3	2,109	979	2.2	366	38	9.6
242	Khulna RWH	Assasuni	41,200	18,228	2.3	22,785	17,501	1.3	43	6	7.2	3,145	1,325	2.4	0	53	0.0
243	Khulna RWH	Bagerhat Sadar	37,700	21,304	1.8	720	13,369	0.1	81	20	4.1	4,255	1,426	3.0	0	84	0.0
244	Khulna RWH	Batiaghata	31,800	14,134	2.2	14,835	8,760	1.7	38	8	4.8	2,085	726	2.9	144	43	3.3
245	Khulna RWH	Bhandaria	28,500	11,013	2.6	13,545	6,798	2.0	49	25	2.0	2,847	1,026	2.8	122	33	3.7
246	Khulna RWH	Chitalmari	35,700	18,743	1.9	345	8,367	0.0	40	8	5.0	2,681	1,154	2.3	0	38	0.0
247	Khulna RWH	Dacope	20,800	8,127	2.6	15,705	6,923	2.3	34	3	11.3	1,315	538	2.4	0	88	0.0
248	Khulna RWH	Daulatpur	121,200	51,128	2.4	720	14,419	0.0	60	23	2.6	7,900	3,230	2.4	0	62	0.0
249	Khulna RWH	Debhata	27,200	11,829	2.3	585	6,904	0.1	31	7	4.4	1,280	496	2.6	0	24	0.0
250	Khulna RWH	Dumuria	60,600	30,233	2.0	410	17,103	0.0	127	49	2.6	4,653	2,186	2.1	0	156	0.0

SL	Warehouse Name	Upazila Name	Condom			Shukhi			IUD			Injectables			Implant		
			CBL	AMD	MOS	CBL	AMD	MOS	CBL	AMD	MOS	CBL	AMD	MOS	CBL	AMD	MOS
251	Khulna RWH	Fakirhat	25,800	11,026	2.3	0	6,192	0.0	50	11	4.5	1,695	628	2.7	0	39	0.0
252	Khulna RWH	Indurkani	12,200	4,343	2.8	855	4,411	0.2	49	14	3.5	1,321	554	2.4	72	26	2.8
253	Khulna RWH	Kachua	21,000	7,900	2.7	45	5,823	0.0	38	13	2.9	1,609	544	3.0	0	37	0.0
254	Khulna RWH	Kalaroa	51,700	26,144	2.0	1,380	8,663	0.2	58	8	7.3	3,248	1,235	2.6	20	29	0.7
255	Khulna RWH	Kaliganj	54,600	24,786	2.2	0	16,145	0.0	36	14	2.6	3,160	1,372	2.3	0	46	0.0
256	Khulna RWH	Kanthalia	18,797	4,638	4.1	10,920	4,153	2.6	22	11	2.0	2,139	761	2.8	100	34	2.9
257	Khulna RWH	Kawkhali	12,100	3,864	3.1	7,080	3,250	2.2	25	14	1.8	980	344	2.8	0	20	0.0
258	Khulna RWH	Khulna Sadar	154,500	94,716	1.6	28,080	20,802	1.3	255	214	1.2	9,386	5,814	1.6	0	52	0.0
259	Khulna RWH	Koyra	28,100	12,303	2.3	75	14,789	0.0	48	10	4.8	1,064	636	1.7	144	55	2.6
260	Khulna RWH	Mathbaria	24,000	15,087	1.6	5,610	15,954	0.4	77	27	2.9	4,055	1,649	2.5	72	25	2.9
261	Khulna RWH	Mollahat	23,500	11,433	2.1	720	9,744	0.1	51	13	3.9	1,430	479	3.0	144	65	2.2
262	Khulna RWH	Mongla	45,500	16,769	2.7	12,240	8,675	1.4	74	29	2.6	2,964	884	3.4	122	36	3.4
263	Khulna RWH	Morrelganj	88,120	23,600	3.7	15,950	24,727	0.6	170	68	2.5	5,648	2,013	2.8	144	83	1.7
264	Khulna RWH	Nazirpur	27,300	13,598	2.0	1,230	10,802	0.1	62	21	3.0	2,850	1,271	2.2	0	36	0.0
265	Khulna RWH	Paikgachha	30,900	14,006	2.2	60	16,319	0.0	65	15	4.3	2,600	957	2.7	0	71	0.0
266	Khulna RWH	Phultala	36,600	17,858	2.0	90	6,126	0.0	65	16	4.1	1,780	763	2.3	0	42	0.0
267	Khulna RWH	Pirojpur Sadar	23,220	9,521	2.4	13,860	8,045	1.7	103	34	3.0	2,073	896	2.3	176	64	2.8
268	Khulna RWH	Rajapur	17,700	6,770	2.6	13,260	4,525	2.9	20	3	6.7	1,472	609	2.4	100	11	9.1
269	Khulna RWH	Rampal	29,700	15,171	2.0	12,000	10,415	1.2	107	26	4.1	1,230	425	2.9	344	44	7.8
270	Khulna RWH	Rupsa	27,500	13,384	2.1	60	7,295	0.0	80	23	3.5	1,144	459	2.5	0	36	0.0
271	Khulna RWH	Sarankhola	32,200	12,866	2.5	15,560	8,974	1.7	55	8	6.9	3,137	1,424	2.2	0	31	0.0
272	Khulna RWH	Satkhira Sadar	96,800	46,680	2.1	955	16,311	0.1	80	28	2.9	9,253	3,916	2.4	72	71	1.0
273	Khulna RWH	Shyamnagar	56,800	18,575	3.1	3,075	18,584	0.2	57	15	3.8	2,250	885	2.5	144	54	2.7
274	Khulna RWH	Tala	28,800	18,457	1.6	495	15,014	0.0	118	51	2.3	5,000	2,007	2.5	0	46	0.0
275	Khulna RWH	Terokhada	37,200	14,728	2.5	13,680	7,713	1.8	69	9	7.7	950	334	2.8	20	32	0.6

SL	Warehouse Name	Upazila Name	Condom			Shukhi			IUD			Injectables			Implant		
			CBL	AMD	MOS	CBL	AMD	MOS	CBL	AMD	MOS	CBL	AMD	MOS	CBL	AMD	MOS
276	Kushtia RWH	Alamdanga	41,100	19,191	2.1	21,635	16,160	1.3	33	10	3.3	5,650	2,495	2.3	300	105	2.9
277	Kushtia RWH	Bheramara	49,600	23,328	2.1	14,055	8,539	1.6	19	7	2.7	3,862	1,787	2.2	10	23	0.4
278	Kushtia RWH	Chuadanga Sadar	48,100	27,071	1.8	18,735	12,885	1.5	105	48	2.2	7,276	3,331	2.2	450	61	7.4
279	Kushtia RWH	Damurhuda	39,900	19,431	2.1	17,280	11,419	1.5	63	16	3.9	6,722	3,604	1.9	0	63	0.0
280	Kushtia RWH	Daulatpur	50,300	38,643	1.3	10,980	21,635	0.5	15	6	2.5	8,219	3,636	2.3	72	20	3.6
281	Kushtia RWH	Gangni	49,200	25,593	1.9	17,385	12,019	1.4	66	24	2.8	9,409	4,377	2.1	1	37	0.0
282	Kushtia RWH	Jiban Nagar	25,300	9,808	2.6	14,700	9,170	1.6	75	29	2.6	4,000	1,759	2.3	100	65	1.5
283	Kushtia RWH	Khoksa	31,300	13,906	2.3	12,960	7,800	1.7	25	4	6.3	366	166	2.2	0	13	0.0
284	Kushtia RWH	Kumarkhali	38,500	23,798	1.6	19,875	12,333	1.6	29	14	2.1	4,288	2,192	2.0	50	48	1.0
285	Kushtia RWH	Kushtia Sadar	57,800	35,053	1.6	32,145	24,637	1.3	90	35	2.6	9,704	4,186	2.3	65	90	0.7
286	Kushtia RWH	Meherpur Sadar	50,100	25,706	1.9	14,190	9,060	1.6	34	8	4.3	6,300	2,769	2.3	1	37	0.0
287	Kushtia RWH	Mirpur	47,200	25,021	1.9	18,720	14,949	1.3	18	6	3.0	4,922	2,187	2.3	0	39	0.0
288	Kushtia RWH	Mujib Nagar	19,400	7,290	2.7	4,335	2,547	1.7	27	3	9.0	2,211	990	2.2	50	15	3.3
289	Mymensingh RWH	Atpara	21,700	9,237	2.3	600	8,658	0.1	18	3	6.0	1,725	797	2.2	0	66	0.0
290	Mymensingh RWH	Austagram	35,820	15,380	2.3	900	9,976	0.1	55	27	2.0	4,358	1,354	3.2	144	15	9.6
291	Mymensingh RWH	Bajitpur	34,580	17,187	2.0	0	11,864	0.0	84	26	3.2	1,807	759	2.4	0	40	0.0
292	Mymensingh RWH	Barhatta	26,100	11,701	2.2	3,605	12,647	0.3	43	7	6.1	2,729	1,406	1.9	5	56	0.1
293	Mymensingh RWH	Bhairab	37,400	27,935	1.3	150	16,681	0.0	74	29	2.6	3,113	1,752	1.8	0	101	0.0
294	Mymensingh RWH	Bhaluka	55,200	23,998	2.3	60	24,272	0.0	149	40	3.7	5,726	1,757	3.3	216	96	2.3
295	Mymensingh RWH	Dharampasha	43,200	22,263	1.9	18,720	15,862	1.2	83	22	3.8	3,860	1,810	2.1	438	105	4.2
296	Mymensingh RWH	Dhobaura	34,200	12,365	2.8	2,235	10,586	0.2	62	9	6.9	2,700	1,311	2.1	104	20	5.2
297	Mymensingh RWH	Durgapur	42,300	22,372	1.9	1,365	16,808	0.1	73	32	2.3	4,696	2,378	2.0	0	60	0.0
298	Mymensingh RWH	Fulbaria	43,600	23,699	1.8	15	28,607	0.0	82	41	2.0	2,894	1,497	1.9	0	48	0.0
299	Mymensingh RWH	Gaffargaon	52,900	36,449	1.5	2,745	20,972	0.1	69	24	2.9	5,334	2,219	2.4	100	80	1.3
300	Mymensingh RWH	Gauripur	40,000	15,347	2.6	60	16,240	0.0	59	31	1.9	3,706	1,790	2.1	0	44	0.0

SL	Warehouse Name	Upazila Name	Condom			Shukhi			IUD			Injectables			Implant		
			CBL	AMD	MOS	CBL	AMD	MOS	CBL	AMD	MOS	CBL	AMD	MOS	CBL	AMD	MOS
301	Mymensingh RWH	Haluaghat	37,700	16,681	2.3	200	18,551	0.0	60	24	2.5	4,894	1,857	2.6	0	60	0.0
302	Mymensingh RWH	Hossainpur	32,900	13,404	2.5	480	12,101	0.0	38	23	1.7	2,558	1,174	2.2	144	54	2.7
303	Mymensingh RWH	Ishwarganj	32,406	18,424	1.8	0	20,765	0.0	47	13	3.6	3,842	1,817	2.1	0	63	0.0
304	Mymensingh RWH	Itna	28,700	14,071	2.0	14,550	11,229	1.3	56	17	3.3	1,302	637	2.0	144	46	3.1
305	Mymensingh RWH	Kalmakanda	35,100	18,574	1.9	18,900	15,963	1.2	20	18	1.1	2,357	1,325	1.8	144	44	3.3
306	Mymensingh RWH	Karimganj	33,200	16,668	2.0	14,430	14,627	1.0	91	28	3.3	3,153	1,180	2.7	0	71	0.0
307	Mymensingh RWH	Katiadi	45,300	25,185	1.8	2,423	18,463	0.1	52	39	1.3	3,242	1,806	1.8	399	70	5.7
308	Mymensingh RWH	Kendua	33,000	15,316	2.2	90	16,916	0.0	68	35	1.9	2,459	1,277	1.9	58	98	0.6
309	Mymensingh RWH	Khaliajuri	16,860	6,268	2.7	3,930	5,642	0.7	54	3	18.0	865	497	1.7	0	25	0.0
310	Mymensingh RWH	Kishoreganj Sadar	43,100	28,248	1.5	3,510	19,186	0.2	240	100	2.4	4,961	2,338	2.1	144	124	1.2
311	Mymensingh RWH	Kuliar Char	28,200	17,663	1.6	0	13,354	0.0	50	21	2.4	2,357	1,149	2.1	0	72	0.0
312	Mymensingh RWH	Madan	44,815	13,478	3.3	0	11,369	0.0	2,022	20	101.1	2,916	701	4.2	72	66	1.1
313	Mymensingh RWH	Mithamain	24,800	9,594	2.6	90	7,599	0.0	30	6	5.0	538	229	2.3	216	27	8.0
314	Mymensingh RWH	Mohanganj	25,100	7,776	3.2	11,050	11,021	1.0	53	13	4.1	1,573	883	1.8	144	58	2.5
315	Mymensingh RWH	Muktagachha	43,100	23,206	1.9	7,635	19,350	0.4	78	19	4.1	4,228	1,967	2.1	100	90	1.1
316	Mymensingh RWH	Mymensingh Sadar	103,300	58,226	1.8	3,015	40,500	0.1	210	126	1.7	7,341	3,505	2.1	326	231	1.4
317	Mymensingh RWH	Nandail	30,700	15,170	2.0	5	22,170	0.0	56	29	1.9	4,930	2,280	2.2	216	71	3.0
318	Mymensingh RWH	Netrakona Sadar	41,900	20,227	2.1	30	20,718	0.0	34	6	5.7	4,726	2,504	1.9	172	106	1.6
319	Mymensingh RWH	Nikli	33,900	12,344	2.7	1,350	6,999	0.2	41	38	1.1	1,887	839	2.2	144	37	3.9
320	Mymensingh RWH	Pakundia	30,516	17,898	1.7	5,370	13,099	0.4	50	24	2.1	2,488	1,210	2.1	144	62	2.3
321	Mymensingh RWH	Phulpur	52,650	24,639	2.1	4,980	31,912	0.2	0	70	0.0	3,905	2,375	1.6	244	193	1.3
322	Mymensingh RWH	Purbadhala	25,300	15,431	1.6	19,440	15,870	1.2	39	15	2.6	4,381	1,992	2.2	72	93	0.8
323	Mymensingh RWH	Tarail	35,750	17,507	2.0	12,835	11,709	1.1	44	27	1.6	1,879	884	2.1	0	49	0.0
324	Mymensingh RWH	Trishal	42,800	24,240	1.8	1,490	26,616	0.1	60	34	1.8	3,626	1,830	2.0	100	94	1.1
325	Noakhali RWH	Begumganj	13,700	21,796	0.6	15,600	12,379	1.3	190	75	2.5	844	2,076	0.4	10	130	0.1

SL	Warehouse Name	Upazila Name	Condom			Shukhi			IUD			Injectables			Implant		
			CBL	AMD	MOS	CBL	AMD	MOS	CBL	AMD	MOS	CBL	AMD	MOS	CBL	AMD	MOS
326	Noakhali RWH	Chatkhil	12,250	4,754	2.6	10,339	4,191	2.5	29	19	1.5	1,430	704	2.0	0	32	0.0
327	Noakhali RWH	Chhagalnaiya	25,500	10,750	2.4	19,365	6,680	2.9	27	11	2.5	2,322	1,146	2.0	100	35	2.9
328	Noakhali RWH	Companiganj	13,112	11,573	1.1	15,360	7,177	2.1	52	15	3.5	2,281	1,294	1.8	200	54	3.7
329	Noakhali RWH	Daganbhuiyan	26,400	13,681	1.9	5,685	5,895	1.0	33	15	2.2	1,812	1,004	1.8	160	33	4.8
330	Noakhali RWH	Feni Sadar	74,000	42,915	1.7	38,649	16,912	2.3	258	123	2.1	7,709	3,850	2.0	290	129	2.2
331	Noakhali RWH	Fulgazi	15,800	8,618	1.8	14,730	4,755	3.1	17	17	1.0	1,571	723	2.2	50	25	2.0
332	Noakhali RWH	Hatiya	41,536	16,738	2.5	26,134	14,706	1.8	189	38	5.0	6,570	2,717	2.4	200	95	2.1
333	Noakhali RWH	Kabirhat	15,280	9,003	1.7	18,840	7,994	2.4	52	16	3.3	2,929	1,514	1.9	10	63	0.2
334	Noakhali RWH	Kamalnagar	19,200	7,208	2.7	14,004	5,958	2.4	47	18	2.6	4,847	3,149	1.5	55	130	0.4
335	Noakhali RWH	Lakshmipur Sadar	12,600	14,660	0.9	15	13,494	0.0	100	52	1.9	7,900	5,306	1.5	72	115	0.6
336	Noakhali RWH	Noakhali Sadar	6,900	27,382	0.3	5,565	10,813	0.5	134	72	1.9	2,982	3,653	0.8	0	94	0.0
337	Noakhali RWH	Parshuram	22,400	11,702	1.9	15,884	5,364	3.0	27	12	2.3	1,673	861	1.9	50	35	1.4
338	Noakhali RWH	Ramganj	13,800	7,513	1.8	12,725	4,865	2.6	39	22	1.8	3,420	1,623	2.1	100	56	1.8
339	Noakhali RWH	Ramgati	19,457	6,901	2.8	39,748	7,252	5.5	28	16	1.8	7,187	3,491	2.1	55	41	1.3
340	Noakhali RWH	Roypur	8,900	3,997	2.2	735	7,013	0.1	81	45	1.8	2,844	1,394	2.0	100	59	1.7
341	Noakhali RWH	Senbagh	10,200	10,795	0.9	200	7,822	0.0	130	16	8.1	2,500	1,116	2.2	0	57	0.0
342	Noakhali RWH	Sonagazi	19,812	13,888	1.4	26,445	11,066	2.4	52	27	1.9	4,400	2,407	1.8	128	37	3.5
343	Noakhali RWH	Sonaimuri	23,600	8,805	2.7	12,480	5,688	2.2	68	19	3.6	2,998	1,438	2.1	100	65	1.5
344	Noakhali RWH	Subarnachar	36,300	15,144	2.4	3,550	10,474	0.3	66	13	5.1	3,145	1,653	1.9	0	59	0.0
345	Pabna RWH	Atgharia	18,400	8,527	2.2	405	9,200	0.0	108	18	6.0	1,131	512	2.2	200	39	5.1
346	Pabna RWH	Belkuchi	69,992	47,683	1.5	720	21,920	0.0	74	24	3.1	4,094	1,885	2.2	100	34	2.9
347	Pabna RWH	Bera	22,400	11,408	2.0	15,270	13,334	1.1	202	69	2.9	3,037	1,442	2.1	5	51	0.1
348	Pabna RWH	Bhangura	20,600	9,098	2.3	8,220	6,338	1.3	92	13	7.1	988	202	4.9	10	31	0.3
349	Pabna RWH	Chatmohar	56,000	28,885	1.9	2,325	22,657	0.1	160	43	3.7	2,246	1,042	2.2	200	53	3.8
350	Pabna RWH	Faridpur	18,700	8,353	2.2	14,835	5,632	2.6	119	17	7.0	3,125	995	3.1	0	38	0.0

SL	Warehouse Name	Upazila Name	Condom			Shukhi			IUD			Injectables			Implant		
			CBL	AMD	MOS	CBL	AMD	MOS	CBL	AMD	MOS	CBL	AMD	MOS	CBL	AMD	MOS
351	Pabna RWH	Ishwardi	61,824	31,518	2.0	720	17,333	0.0	118	26	4.5	2,881	1,558	1.8	100	119	0.8
352	Pabna RWH	Kamarkhanda	25,100	11,805	2.1	60	7,872	0.0	140	23	6.1	1,908	1,020	1.9	10	32	0.3
353	Pabna RWH	Kazipur	32,400	35,321	0.9	310	13,988	0.0	79	61	1.3	6,700	2,304	2.9	57	112	0.5
354	Pabna RWH	Pabna Sadar	23,000	67,807	0.3	2,145	47,045	0.0	125	155	0.8	700	8,149	0.1	200	110	1.8
355	Pabna RWH	Royganj	34,600	17,053	2.0	10,800	23,087	0.5	190	38	5.0	4,799	2,180	2.2	150	11	13.6
356	Pabna RWH	Santhia	32,900	18,643	1.8	21,810	23,892	0.9	137	16	8.6	5,700	3,558	1.6	0	54	0.0
357	Pabna RWH	Shahjadpur	120,400	62,061	1.9	1,665	31,359	0.1	191	129	1.5	13,662	6,955	2.0	0	163	0.0
358	Pabna RWH	Sirajganj Sadar	85,200	44,001	1.9	28,890	26,079	1.1	151	68	2.2	7,750	4,043	1.9	0	64	0.0
359	Pabna RWH	Sujanagar	41,700	23,130	1.8	15,285	14,465	1.1	122	41	3.0	5,426	2,715	2.0	200	62	3.2
360	Pabna RWH	Tarash	35,700	16,685	2.1	15,390	18,438	0.8	190	40	4.8	2,549	998	2.6	100	41	2.4
361	Pabna RWH	Ullah Para	101,600	61,239	1.7	55,440	46,955	1.2	210	128	1.6	8,311	4,497	1.8	110	55	2.0
362	Patuakhali RWH	Amtali	26,400	11,448	2.3	7,665	17,486	0.4	44	18	2.4	3,588	1,800	2.0	100	139	0.7
363	Patuakhali RWH	Bakerganj	35,116	18,131	1.9	10,785	14,773	0.7	69	26	2.7	4,065	1,990	2.0	150	76	2.0
364	Patuakhali RWH	Bamna	9,100	3,423	2.7	3,930	4,239	0.9	52	14	3.7	579	189	3.1	25	72	0.3
365	Patuakhali RWH	Barguna Sadar	24,100	10,366	2.3	5,655	14,173	0.4	85	34	2.5	8,500	3,615	2.4	100	122	0.8
366	Patuakhali RWH	Bauphal	25,900	11,124	2.3	7,920	16,497	0.5	150	45	3.3	4,370	2,087	2.1	350	62	5.6
367	Patuakhali RWH	Betagi	13,800	5,645	2.4	6,060	5,633	1.1	55	20	2.8	1,443	681	2.1	200	37	5.4
368	Patuakhali RWH	Dashmina	7,900	3,389	2.3	6,060	5,203	1.2	72	22	3.3	1,788	893	2.0	200	46	4.3
369	Patuakhali RWH	Dumki	4,700	3,193	1.5	3,520	2,742	1.3	41	10	4.1	841	394	2.1	50	23	2.2
370	Patuakhali RWH	Galachipa	17,868	8,882	2.0	7,200	19,877	0.4	76	17	4.5	7,942	3,818	2.1	200	74	2.7
371	Patuakhali RWH	Kalapara	20,636	10,090	2.0	5,040	14,739	0.3	59	32	1.8	6,183	3,193	1.9	100	35	2.9
372	Patuakhali RWH	Mirzaganj	13,900	6,900	2.0	7,365	6,632	1.1	61	7	8.7	1,322	605	2.2	100	30	3.3
373	Patuakhali RWH	Nalchity	13,000	6,485	2.0	5,385	6,837	0.8	43	17	2.5	2,959	1,412	2.1	152	46	3.3
374	Patuakhali RWH	Patharghata	15,500	7,578	2.0	3,135	8,680	0.4	75	21	3.6	2,310	1,352	1.7	100	118	0.8
375	Patuakhali RWH	Patuakhali Sadar	31,332	16,310	1.9	9,765	15,129	0.6	230	77	3.0	6,590	3,256	2.0	240	167	1.4

SL	Warehouse Name	Upazila Name	Condom			Shukhi			IUD			Injectables			Implant		
			CBL	AMD	MOS	CBL	AMD	MOS	CBL	AMD	MOS	CBL	AMD	MOS	CBL	AMD	MOS
376	Rajshahi RWH	Bagatipara	38,800	16,170	2.4	10,080	6,790	1.5	8	5	1.6	853	359	2.4	200	45	4.4
377	Rajshahi RWH	Bagha	57,300	27,356	2.1	8,655	9,168	0.9	17	7	2.4	3,246	1,458	2.2	0	33	0.0
378	Rajshahi RWH	Baghmara	101,500	43,878	2.3	32,865	28,493	1.2	132	60	2.2	5,188	2,118	2.4	500	78	6.4
379	Rajshahi RWH	Baraigram	67,500	30,848	2.2	30	18,387	0.0	111	34	3.3	5,730	2,188	2.6	0	73	0.0
380	Rajshahi RWH	Bholahat	23,600	9,226	2.6	0	5,106	0.0	22	3	7.3	1,039	660	1.6	0	14	0.0
381	Rajshahi RWH	Boalia	79,500	49,923	1.6	9,840	9,107	1.1	134	66	2.0	6,064	3,177	1.9	290	127	2.3
382	Rajshahi RWH	Chapai Nababganj Sadar	101,400	50,607	2.0	15,270	19,078	0.8	70	56	1.3	7,900	3,634	2.2	0	36	0.0
383	Rajshahi RWH	Charghat	52,200	24,405	2.1	12,960	12,789	1.0	37	20	1.9	2,150	711	3.0	0	71	0.0
384	Rajshahi RWH	Durgapur	40,800	22,331	1.8	9,075	9,152	1.0	22	6	3.7	1,428	569	2.5	0	33	0.0
385	Rajshahi RWH	Godagari	69,900	48,165	1.5	435	17,659	0.0	36	13	2.8	6,659	3,061	2.2	0	45	0.0
386	Rajshahi RWH	Gomastapur	45,900	28,863	1.6	0	13,855	0.0	36	16	2.3	2,628	1,231	2.1	0	10	0.0
387	Rajshahi RWH	Gurudaspur	40,800	33,068	1.2	60	15,224	0.0	29	9	3.2	2,546	1,216	2.1	0	95	0.0
388	Rajshahi RWH	Lalpur	55,500	24,228	2.3	17,850	17,712	1.0	56	24	2.3	3,749	1,646	2.3	50	52	1.0
389	Rajshahi RWH	Mohanpur	52,114	15,239	3.4	10,170	10,618	1.0	12	6	2.0	3,609	2,030	1.8	0	44	0.0
390	Rajshahi RWH	Nachole	28,200	12,823	2.2	855	6,010	0.1	3	3	1.0	2,200	1,035	2.1	0	17	0.0
391	Rajshahi RWH	Natore Sadar	90,568	41,418	2.2	41,130	16,675	2.5	169	57	3.0	3,503	1,464	2.4	5	174	0.0
392	Rajshahi RWH	Paba	70,100	42,344	1.7	129	14,150	0.0	24	6	4.0	7,862	3,550	2.2	0	36	0.0
393	Rajshahi RWH	Puthia	50,880	24,198	2.1	12,960	12,136	1.1	24	9	2.7	2,489	1,165	2.1	0	34	0.0
394	Rajshahi RWH	Shibganj	93,000	46,455	2.0	21,600	19,534	1.1	50	15	3.3	4,986	2,441	2.0	100	23	4.3
395	Rajshahi RWH	Singra	66,368	39,420	1.7	75	23,935	0.0	112	21	5.3	4,115	1,809	2.3	500	129	3.9
396	Rajshahi RWH	Tanore	33,900	17,828	1.9	0	14,166	0.0	34	17	2.0	2,063	983	2.1	0	134	0.0
397	Rangamati RWH	Baghaichhari	16,600	8,599	1.9	12,705	5,476	2.3	43	5	8.6	732	333	2.2	60	16	3.8
398	Rangamati RWH	Barkal	17,000	3,946	4.3	6,645	3,142	2.1	25	3	8.3	2,012	353	5.7	92	11	8.4
399	Rangamati RWH	Belai Chhari	4,757	1,705	2.8	6,763	2,270	3.0	25	2	12.5	328	119	2.8	20	11	1.8
400	Rangamati RWH	Jurai Chhari	16,200	2,200	7.4	17,700	1,897	9.3	11	3	3.7	1,087	151	7.2	100	8	12.5

SL	Warehouse Name	Upazila Name	Condom			Shukhi			IUD			Injectables			Implant		
			CBL	AMD	MOS	CBL	AMD	MOS	CBL	AMD	MOS	CBL	AMD	MOS	CBL	AMD	MOS
401	Rangamati RWH	Kaptai	12,400	5,244	2.4	11,340	2,686	4.2	21	2	10.5	903	403	2.2	50	36	1.4
402	Rangamati RWH	Kawkhali (betbunia)	18,900	3,573	5.3	11,520	2,923	3.9	18	6	3.0	987	517	1.9	84	41	2.0
403	Rangamati RWH	Langadu	17,600	4,779	3.7	14,530	3,306	4.4	20	11	1.8	674	359	1.9	107	34	3.1
404	Rangamati RWH	Naniarchar	8,600	4,703	1.8	9,415	4,048	2.3	15	3	5.0	1,795	247	7.3	112	18	6.2
405	Rangamati RWH	Rajasthali	10,100	1,527	6.6	4,995	1,622	3.1	35	2	17.5	992	87	11.4	40	17	2.4
406	Rangamati RWH	Rangamati Sadar	30,000	8,752	3.4	14,400	5,759	2.5	101	51	2.0	1,516	690	2.2	116	54	2.1
407	Rangpur RWH	Aditmari	33,300	16,163	2.1	10,620	14,458	0.7	238	100	2.4	6,226	3,317	1.9	0	97	0.0
408	Rangpur RWH	Badarganj	28,700	11,965	2.4	14,496	19,589	0.7	70	40	1.8	5,970	3,193	1.9	72	85	0.8
409	Rangpur RWH	Bhurungamari	39,800	18,629	2.1	10,480	11,237	0.9	53	22	2.4	6,391	3,276	2.0	172	28	6.1
410	Rangpur RWH	Chilmari	18,400	12,205	1.5	8,650	9,894	0.9	56	20	2.8	2,497	1,077	2.3	50	57	0.9
411	Rangpur RWH	Dimla	38,700	7,877	4.9	435	19,794	0.0	96	26	3.7	4,322	2,212	2.0	400	120	3.3
412	Rangpur RWH	Domar	50,400	8,145	6.2	405	14,705	0.0	145	24	6.0	7,378	2,350	3.1	72	107	0.7
413	Rangpur RWH	Fulchhari	44,600	21,977	2.0	135	11,455	0.0	93	34	2.7	6,793	2,836	2.4	50	22	2.3
414	Rangpur RWH	Gaibandha Sadar	64,200	20,069	3.2	4,095	24,600	0.2	123	55	2.2	10,219	4,685	2.2	40	214	0.2
415	Rangpur RWH	Gangachara	29,812	13,160	2.3	13,005	17,294	0.8	88	44	2.0	9,563	4,428	2.2	0	133	0.0
416	Rangpur RWH	Gobindaganj	93,000	45,126	2.1	26,090	30,369	0.9	112	28	4.0	7,910	4,079	1.9	10	98	0.1
417	Rangpur RWH	Hatibandha	24,300	10,592	2.3	6,210	13,150	0.5	93	41	2.3	5,101	2,309	2.2	50	111	0.5
418	Rangpur RWH	Jaldhaka	38,100	15,462	2.5	1,005	22,953	0.0	190	32	5.9	7,751	4,015	1.9	0	152	0.0
419	Rangpur RWH	Kaliganj	59,100	6,761	8.7	2,505	13,055	0.2	118	48	2.5	3,630	1,635	2.2	0	84	0.0
420	Rangpur RWH	Kaunia	22,700	14,246	1.6	8,670	10,279	0.8	41	14	2.9	5,235	2,439	2.1	200	75	2.7
421	Rangpur RWH	Kishoreganj	14,900	5,251	2.8	200	15,854	0.0	71	31	2.3	3,100	1,471	2.1	2	107	0.0
422	Rangpur RWH	Kurigram Sadar	21,300	11,865	1.8	12,630	13,092	1.0	114	52	2.2	5,210	2,908	1.8	0	84	0.0
423	Rangpur RWH	Lalmonirhat Sadar	27,400	13,130	2.1	5,340	10,698	0.5	48	15	3.2	7,048	3,668	1.9	0	114	0.0
424	Rangpur RWH	Mitha Pukur	34,700	22,962	1.5	14,490	15,726	0.9	69	26	2.7	7,800	3,775	2.1	0	115	0.0
425	Rangpur RWH	Nageshwari	40,900	15,286	2.7	12,985	16,720	0.8	94	41	2.3	8,473	4,900	1.7	222	60	3.7

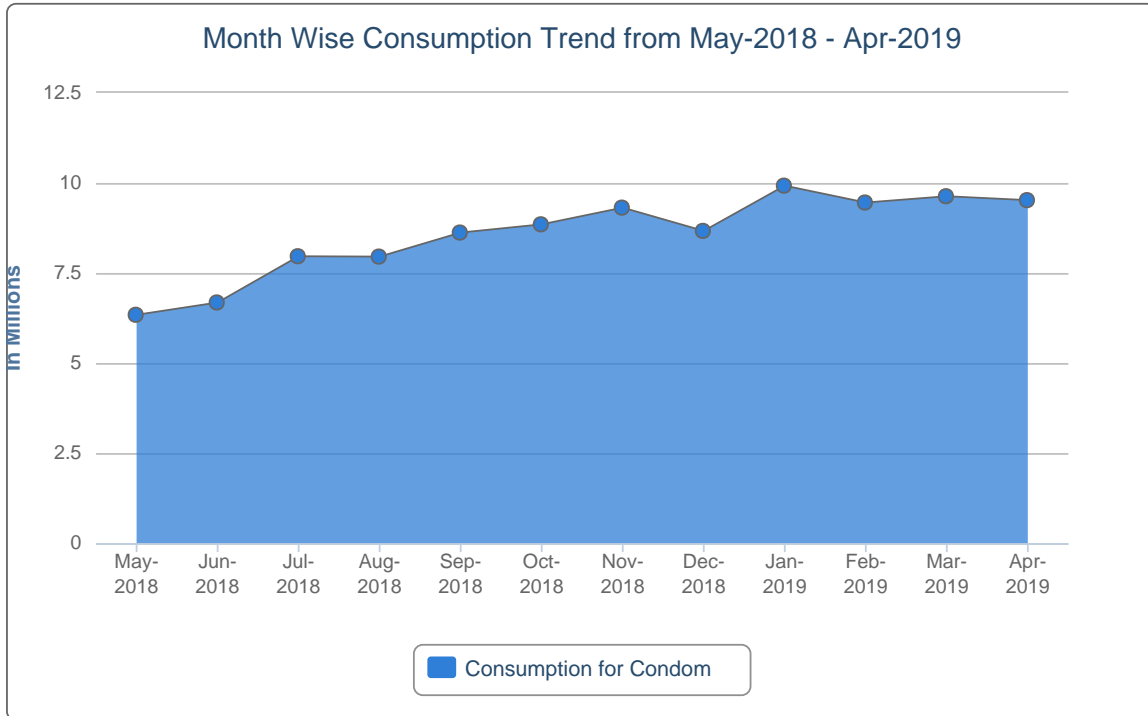
SL	Warehouse Name	Upazila Name	Condom			Shukhi			IUD			Injectables			Implant		
			CBL	AMD	MOS	CBL	AMD	MOS	CBL	AMD	MOS	CBL	AMD	MOS	CBL	AMD	MOS
426	Rangpur RWH	Nilphamari Sadar	32,100	14,697	2.2	60	30,649	0.0	132	59	2.2	8,340	3,930	2.1	72	140	0.5
427	Rangpur RWH	Palashbari	17,232	8,019	2.1	2,284	11,049	0.2	55	21	2.6	4,975	2,414	2.1	0	88	0.0
428	Rangpur RWH	Patgram	19,800	7,543	2.6	10,065	13,042	0.8	47	16	2.9	3,692	1,943	1.9	50	33	1.5
429	Rangpur RWH	Phulbari	15,200	7,066	2.2	405	12,862	0.0	160	83	1.9	5,442	2,901	1.9	72	63	1.1
430	Rangpur RWH	Pirgachha	45,200	20,867	2.2	100	18,653	0.0	150	80	1.9	7,200	3,513	2.0	122	114	1.1
431	Rangpur RWH	Pirganj	75,700	19,625	3.9	15,885	21,041	0.8	140	66	2.1	5,400	2,611	2.1	50	90	0.6
432	Rangpur RWH	Rajarhat	28,100	16,434	1.7	670	12,059	0.1	77	53	1.5	5,439	2,878	1.9	0	57	0.0
433	Rangpur RWH	Rangpur Sadar	61,200	30,335	2.0	11,770	27,252	0.4	168	79	2.1	10,276	4,962	2.1	150	266	0.6
434	Rangpur RWH	Sadullapur	53,700	29,117	1.8	275	20,938	0.0	155	66	2.3	8,781	4,291	2.0	102	60	1.7
435	Rangpur RWH	Saghata	19,600	10,641	1.8	10,800	13,837	0.8	91	32	2.8	3,980	1,470	2.7	100	45	2.2
436	Rangpur RWH	Saidpur	39,600	15,020	2.6	0	9,648	0.0	28	15	1.9	3,865	1,606	2.4	0	84	0.0
437	Rangpur RWH	Sundarganj	75,900	39,914	1.9	206	38,600	0.0	284	137	2.1	18,235	7,769	2.3	0	289	0.0
438	Rangpur RWH	Taraganj	24,100	6,520	3.7	3,310	8,812	0.4	32	10	3.2	3,269	1,129	2.9	0	92	0.0
439	Rangpur RWH	Ulipur	29,900	17,941	1.7	16,560	19,301	0.9	89	37	2.4	9,032	4,360	2.1	50	67	0.7
440	Sylhet RWH	Ajmiriganj	13,100	3,481	3.8	13,650	5,070	2.7	25	3	8.3	622	299	2.1	50	47	1.1
441	Sylhet RWH	Bahubal	15,392	5,527	2.8	12,017	5,220	2.3	25	9	2.8	824	439	1.9	28	32	0.9
442	Sylhet RWH	Balaganj	36,400	29,378	1.2	24,405	13,256	1.8	16	23	0.7	3,784	2,002	1.9	50	65	0.8
443	Sylhet RWH	Baniachong	12,490	11,330	1.1	9,265	12,646	0.7	31	9	3.4	1,575	873	1.8	7	40	0.2
444	Sylhet RWH	Barlekha	22,540	6,668	3.4	19,380	6,609	2.9	3	7	0.4	1,247	516	2.4	0	67	0.0
445	Sylhet RWH	Beani Bazar	37,500	17,210	2.2	17,505	6,496	2.7	5	20	0.3	1,190	637	1.9	5	42	0.1
446	Sylhet RWH	Bishwambarpur	17,750	7,079	2.5	14,435	6,733	2.1	25	9	2.8	1,291	496	2.6	52	28	1.9
447	Sylhet RWH	Bishwanath	21,872	8,820	2.5	15,119	3,823	4.0	36	14	2.6	894	441	2.0	202	48	4.2
448	Sylhet RWH	Chhatak	36,390	14,361	2.5	21,630	9,588	2.3	157	75	2.1	1,105	550	2.0	111	31	3.6
449	Sylhet RWH	Chunarughat	21,000	9,761	2.2	15,160	13,834	1.1	22	9	2.4	2,190	1,140	1.9	1	32	0.0
450	Sylhet RWH	Companiganj	32,900	15,522	2.1	21,375	7,638	2.8	32	4	8.0	3,023	1,420	2.1	1	44	0.0

SL	Warehouse Name	Upazila Name	Condom			Shukhi			IUD			Injectables			Implant		
			CBL	AMD	MOS	CBL	AMD	MOS	CBL	AMD	MOS	CBL	AMD	MOS	CBL	AMD	MOS
451	Sylhet RWH	Dakshin Sunamganj	21,100	10,990	1.9	15,660	7,577	2.1	19	11	1.7	1,472	701	2.1	20	53	0.4
452	Sylhet RWH	Dakshin Surma	40,000	30,597	1.3	26,055	14,424	1.8	67	8	8.4	2,766	1,415	2.0	85	24	3.5
453	Sylhet RWH	Derai	37,004	22,895	1.6	13,812	11,263	1.2	49	20	2.5	1,876	966	1.9	50	68	0.7
454	Sylhet RWH	Dowarabazar	12,200	10,802	1.1	11,975	11,204	1.1	5	8	0.6	1,489	852	1.7	108	144	0.8
455	Sylhet RWH	Fenchuganj	19,100	6,128	3.1	7,530	3,063	2.5	16	15	1.1	722	289	2.5	50	32	1.6
456	Sylhet RWH	Golapganj	30,100	25,367	1.2	14,400	6,856	2.1	14	8	1.8	1,551	691	2.2	5	56	0.1
457	Sylhet RWH	Gowainghat	41,900	22,082	1.9	7,560	10,523	0.7	69	19	3.6	6,734	3,392	2.0	100	37	2.7
458	Sylhet RWH	Habiganj Sadar	50,246	17,129	2.9	26,620	15,295	1.7	166	67	2.5	5,814	1,524	3.8	100	53	1.9
459	Sylhet RWH	Jagannathpur	26,600	12,936	2.1	17,195	7,378	2.3	38	36	1.1	1,078	402	2.7	10	60	0.2
460	Sylhet RWH	Jaintiapur	37,800	18,984	2.0	5,055	8,352	0.6	19	15	1.3	5,168	2,641	2.0	25	34	0.7
461	Sylhet RWH	Jamalganj	27,200	13,231	2.1	14,910	10,622	1.4	73	7	10.4	2,773	1,281	2.2	50	33	1.5
462	Sylhet RWH	Juri	18,400	7,381	2.5	15,360	5,269	2.9	52	22	2.4	985	428	2.3	100	65	1.5
463	Sylhet RWH	Kamalganj	37,400	15,593	2.4	23,670	11,929	2.0	60	50	1.2	2,190	1,059	2.1	60	82	0.7
464	Sylhet RWH	Kanaighat	30,228	21,285	1.4	25,230	14,369	1.8	65	23	2.8	5,196	2,635	2.0	50	49	1.0
465	Sylhet RWH	Kulaura	39,200	11,677	3.4	11,755	10,885	1.1	15	7	2.1	6,901	2,332	3.0	50	52	1.0
466	Sylhet RWH	Lakhai	13,900	5,205	2.7	18,360	6,147	3.0	50	5	10.0	755	391	1.9	80	23	3.5
467	Sylhet RWH	Madhabpur	25,000	9,063	2.8	16,620	14,682	1.1	17	7	2.4	1,647	783	2.1	105	37	2.8
468	Sylhet RWH	Maulvibazar Sadar	22,200	11,118	2.0	18,660	9,076	2.1	32	59	0.5	1,725	922	1.9	95	48	2.0
469	Sylhet RWH	Nabiganj	16,800	8,164	2.1	20,160	11,372	1.8	81	10	8.1	1,319	536	2.5	50	50	1.0
470	Sylhet RWH	Rajnagar	20,900	10,126	2.1	10,605	10,276	1.0	23	15	1.5	2,588	1,231	2.1	50	45	1.1
471	Sylhet RWH	Sreemangal	26,200	12,003	2.2	22,560	11,082	2.0	52	22	2.4	2,585	1,275	2.0	0	119	0.0
472	Sylhet RWH	Sulla	18,100	6,802	2.7	8,325	4,988	1.7	25	2	12.5	827	333	2.5	100	19	5.3
473	Sylhet RWH	Sunamganj Sadar	39,900	15,504	2.6	22,214	8,874	2.5	72	40	1.8	2,892	1,262	2.3	111	83	1.3
474	Sylhet RWH	Sylhet Sadar	29,400	77,174	0.4	29,750	31,841	0.9	96	154	0.6	14,472	10,281	1.4	95	269	0.4
475	Sylhet RWH	Tahirpur	31,744	16,129	2.0	10,410	10,975	0.9	26	4	6.5	1,345	755	1.8	0	64	0.0

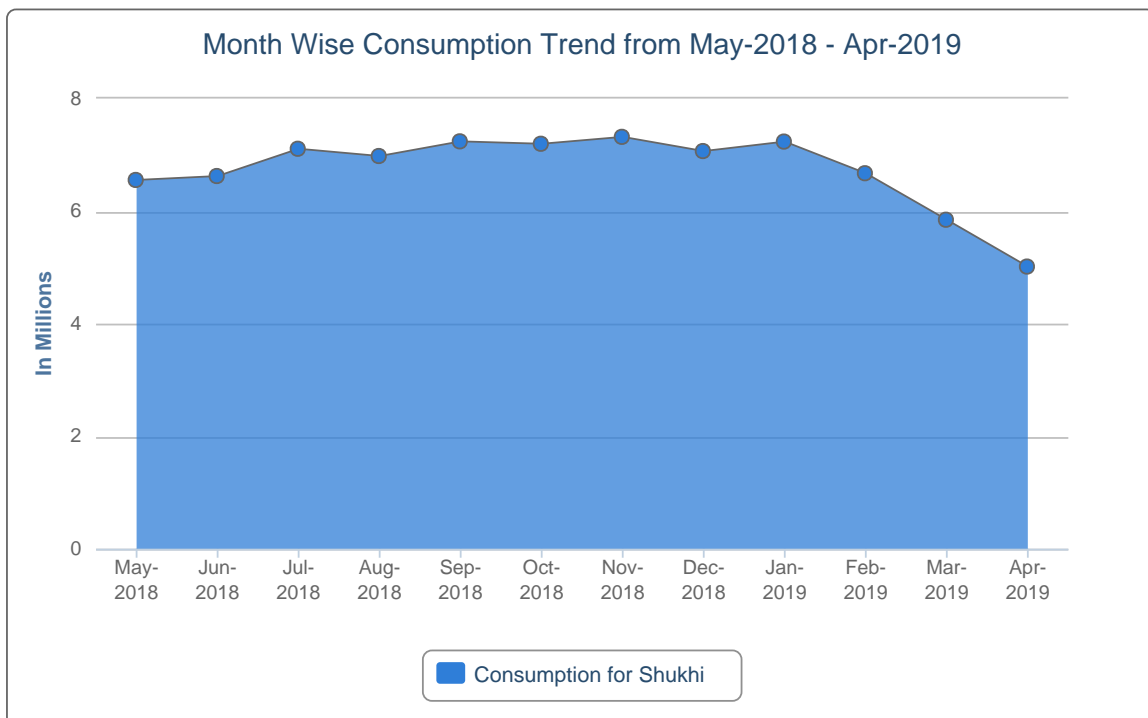
SL	Warehouse Name	Upazila Name	Condom			Shukhi			IUD			Injectables			Implant		
			CBL	AMD	MOS	CBL	AMD	MOS	CBL	AMD	MOS	CBL	AMD	MOS	CBL	AMD	MOS
476	Sylhet RWH	Zakiganj	33,360	21,979	1.5	15,231	13,148	1.2	11	7	1.6	2,951	1,599	1.8	0	63	0.0
477	Tangail RWH	Basail	51,600	17,477	3.0	95,107	15,235	6.2	95	29	3.3	2,065	1,301	1.6	0	105	0.0
478	Tangail RWH	Bhuapur	55,800	23,864	2.3	213	21,138	0.0	167	49	3.4	2,933	1,741	1.7	0	72	0.0
479	Tangail RWH	Chauhali	23,700	14,582	1.6	12,920	7,691	1.7	300	15	20.0	4,100	1,165	3.5	111	39	2.8
480	Tangail RWH	Delduar	52,800	22,222	2.4	29,307	21,195	1.4	100	30	3.3	3,940	1,144	3.4	72	44	1.6
481	Tangail RWH	Ghatail	59,500	44,292	1.3	30,240	39,164	0.8	160	36	4.4	5,150	3,769	1.4	144	84	1.7
482	Tangail RWH	Gopalpur	74,900	20,316	3.7	2,775	15,795	0.2	53	28	1.9	5,152	1,880	2.7	50	61	0.8
483	Tangail RWH	Kalihati	78,700	23,985	3.3	31,410	27,070	1.2	33	81	0.4	11,989	4,102	2.9	106	65	1.6
484	Tangail RWH	Madhupur	69,900	27,007	2.6	28,860	32,462	0.9	123	32	3.8	2,973	3,187	0.9	72	84	0.9
485	Tangail RWH	Mirzapur	128,100	25,873	5.0	8,025	26,977	0.3	5	67	0.1	2,826	1,138	2.5	72	75	1.0
486	Tangail RWH	Nagarpur	44,200	30,455	1.5	810	25,126	0.0	65	74	0.9	3,439	2,395	1.4	0	137	0.0
487	Tangail RWH	Sakhipur	92,800	23,726	3.9	225	22,985	0.0	57	32	1.8	1,655	1,022	1.6	72	51	1.4
488	Tangail RWH	Tangail Sadar	80,600	41,866	1.9	64,365	24,142	2.7	570	63	9.0	7,604	3,072	2.5	144	165	0.9

7. Month-wise Consumption Trend

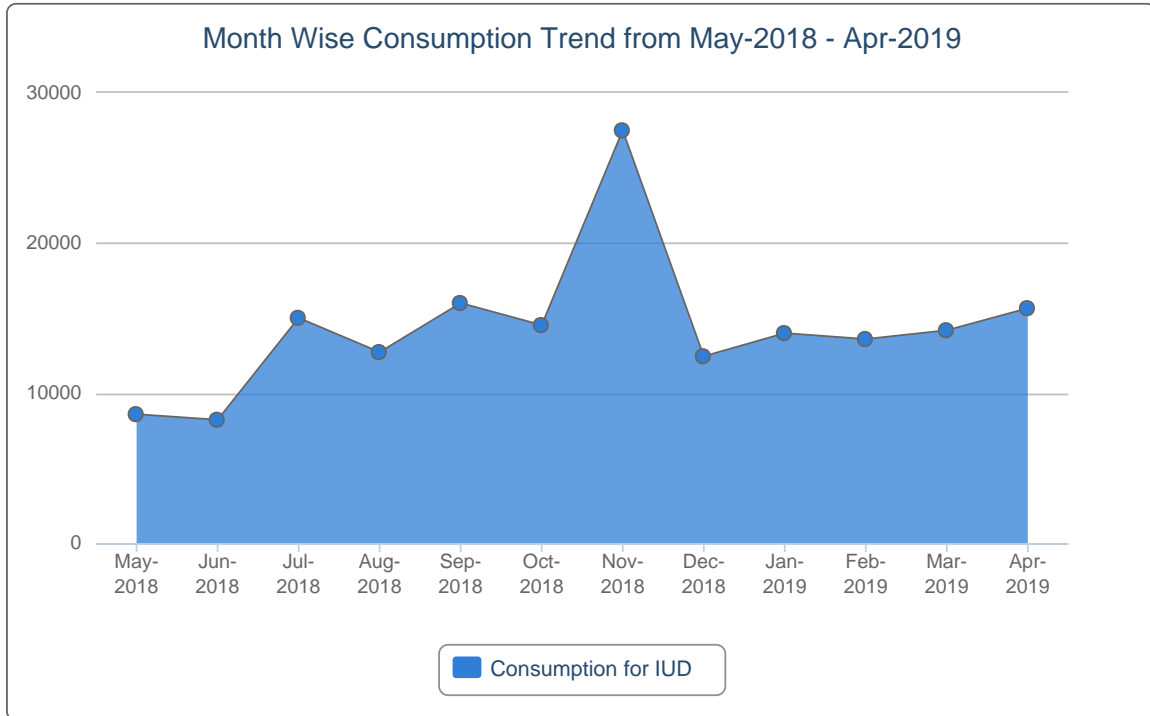
7(a).



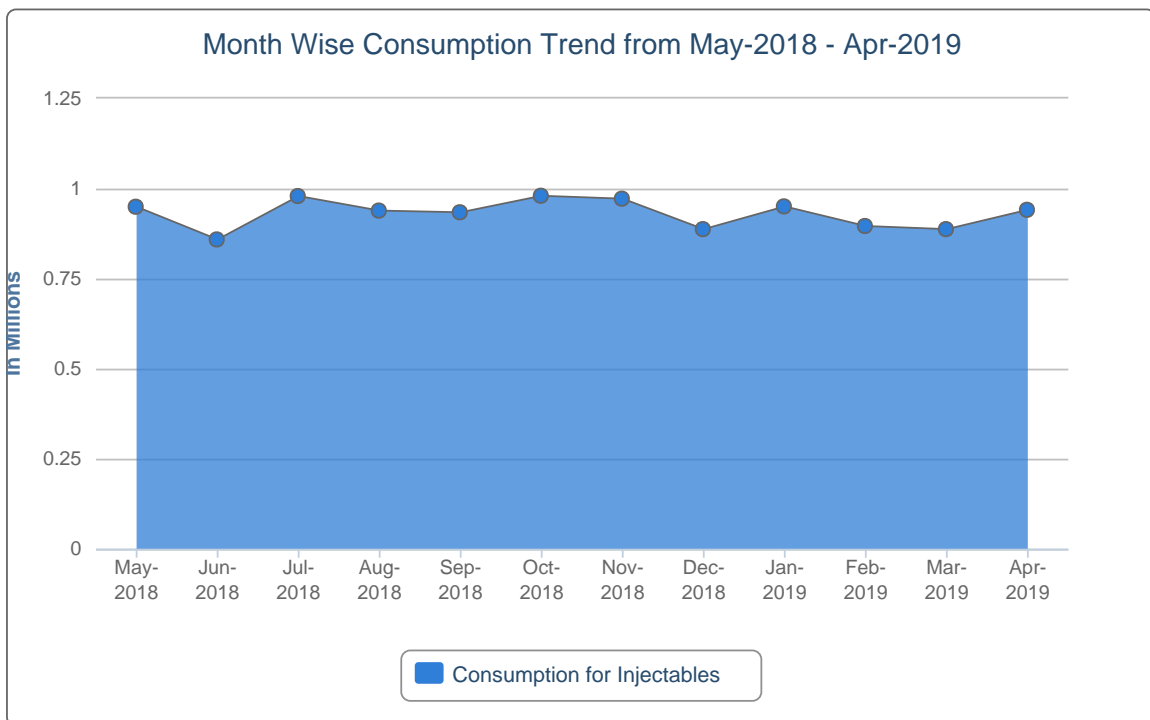
7(b).



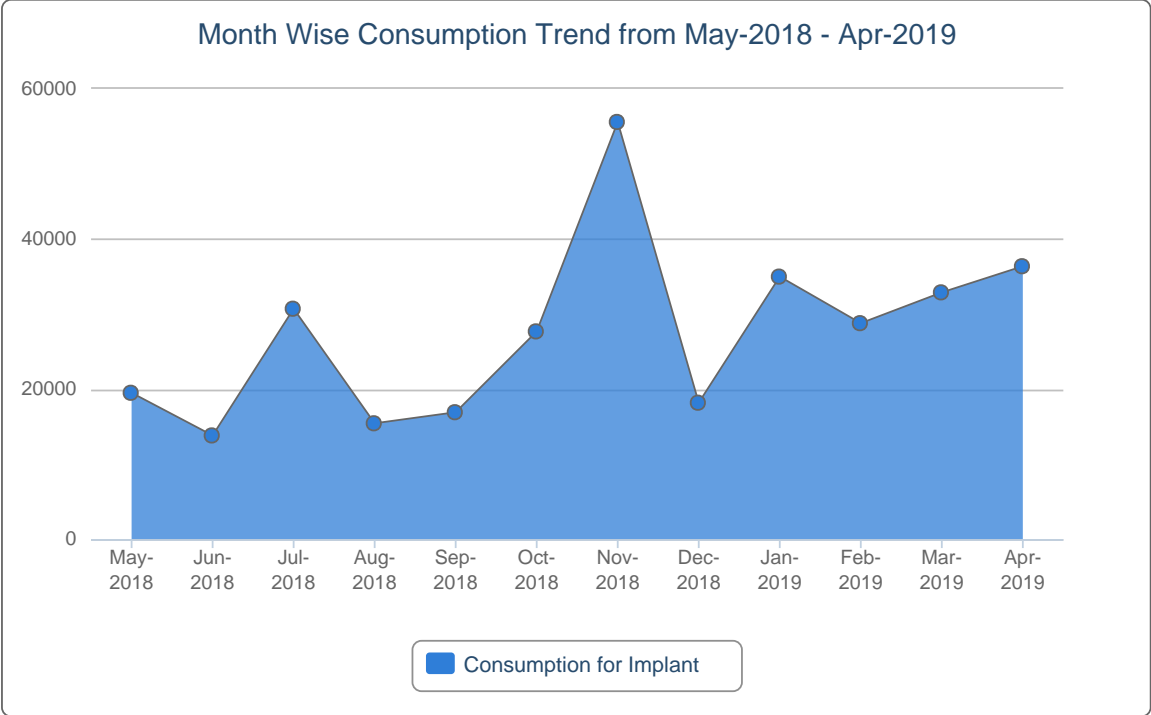
7(c).



7(d).



7(e).



8. Report on Upazila and Warehouse Having Stock Out in last month

SL	Products Name	No of Stockout WH	% of Stockout WH	No of Stockout Upazila Store	% of Stockout Upazila Store	No of Stockout Upazila Field	% of Stockout Upazila Field
1	Condom	0	0%	1	0%	0	0%
2	Shukhi	2	10%	24	5%	0	0%
3	IUD	0	0%	1	0%	0	0%
4	Injectables	0	0%	0	0%	0	0%
5	Implant (Total)	0	0%	-	-	0	0%

List of Stock Out Warehouses

SL	Commodity	Warehouse	Phone
1	Shukhi	Bogura RWH	051-66706
2	Shukhi	Dinajpur RWH	0531-65965

List of StockOut Upazilas

SL	Commodity	Warehouse	District	Upazila	Phone
1	Condom	Dhaka CWH	Dhaka	Mirpur, Dhaka	01711161931
2	Shukhi	Cumilla RWH	Chandpur	Haim Char, Chandpur	01915373406
3	Shukhi	Dhaka CWH	Dhaka	Mirpur, Dhaka	01711161931
4	Shukhi	Dhaka CWH	Gazipur	Sreepur, Gazipur	01918126960
5	Shukhi	Dhaka CWH	Gazipur	Tongi, Gazipur	01713008339
6	Shukhi	Dhaka CWH	Manikganj	Shibalaya, Manikganj	01745653791
7	Shukhi	Dhaka CWH	Manikganj	Singair, Manikganj	01717722319
8	Shukhi	Dhaka CWH	Narayanganj	Narayanganj Sadar, Narayanganj	01712064925
9	Shukhi	Dhaka CWH	Narsingdi	Manohardi, Narsingdi	01741173173
10	Shukhi	Dhaka CWH	Narsingdi	Palash, Narsingdi	01712078301
11	Shukhi	Dinajpur RWH	Thakurgaon	Ranisankail, Thakurgaon	01780653076
12	Shukhi	Faridpur RWH	Barishal	Gaurandi, Barishal	01558326834
13	Shukhi	Faridpur RWH	Barishal	Wazirpur, Barishal	01711115202
14	Shukhi	Faridpur RWH	Faridpur	Madhukhali, Faridpur	01716319847
15	Shukhi	Jashore RWH	Jashore	Bagher Para, Jashore	01711272110
16	Shukhi	Khulna RWH	Bagerhat	Fakirhat, Bagerhat	01712109772
17	Shukhi	Khulna RWH	Satkhira	Kaliganj, Satkhira	01712660321
18	Shukhi	Mymensingh RWH	Kishoregonj	Bajitpur, Kishoregonj	01715134027
19	Shukhi	Mymensingh RWH	Kishoregonj	Kuliar Char, Kishoregonj	01711163225
20	Shukhi	Mymensingh RWH	Mymensingh	Ishwarganj, Mymensingh	01716083092
21	Shukhi	Mymensingh RWH	Netrokona	Madan, Netrakona	01718813762
22	Shukhi	Rajshahi RWH	Chapai Nababganj	Bholahat, Chapai Nababganj	01706205721
23	Shukhi	Rajshahi RWH	Chapai Nababganj	Gomastapur, Chapai Nababganj	01720124650

24	Shukhi	Rajshahi RWH	Rajshahi	Tanore, Rajshahi	01735979119
25	Shukhi	Rangpur RWH	Nilphamari	Saidpur, Nilphamari	01711154121
26	IUD	Mymensingh RWH	Mymensingh	Phulpur, Mymensingh	01717078746

“ছেলে হোক, মেয়ে হোক,
দু’টি সন্তানই যথেষ্ট”

Management Information System (MIS)
Directorate General of Family Planning (DGFP)
6, Kawran Bazar, Dhaka- 1215
Email: dirmis@dgfp.gov.bd, dirls@dgfp.gov.bd
www.dgfp.gov.bd, www.scmpbd.org

If you need more information, please visit at <https://www.scmpbd.org>