

FAMILY PLANNING MONTHLY LOGISTICS REPORT

October 2016



**Management Information System (MIS)
Directorate General of Family Planning (DGFP)**

6, Kawran Bazar, Dhaka1215

Email: dirmisfp@gmail.com, dirlsdgfp@gmail.com
www.dgfpmis.org, www.dgfplmis.org

Government of the People's Republic of Bangladesh
Directorate General of Family Planning
Management Information System (MIS)
6, Kawran Bazar, Dhaka- 1215
www.dgfp.gov.bd


Memo No. - DGFP/MIS/97/323(part-5)/2008/50/808

Date: 6 December' 2016.

Sub: **Family Planning Monthly Logistics Report for the Month of October' 2016.**

Family Planning Monthly Logistics Report for the Month of October' 2016 is sent herewith for your kind information & necessary action. This report is prepared on the basis of Form-7 submitted by Warehouses and Form-7B submitted by Upazila Family Planning Offices by using WIMS & UIMS operational tools. It provides useful information on monthly distribution and stock balance of all the major contraceptives & DDS Kits of Warehouse/Upazila Stores. A summary of important events happened during reporting month included in this report. For more information you are requested to visit at www.scmpbd.org web site.

Comments and suggestions for improvement of this report will be highly appreciated.



(A K M Mahbubur Rahman Joarder)

Director (MIS)

and

Line Director MIS-FP

Phone: 9146262

Mail: dirmisfp@gmail.com

Memo No. - DGFP/MIS/97/323(part-5)/2008/50/582/808/1(100)

Date: 6 December' 2016.

Copy of the report forwarded to:

1. Secretary, Ministry of Health & Family Welfare, Bangladesh Secretariat, Dhaka.
2. Additional Secretary, Ministry of Health & Family Welfare, Bangladesh Secretariat, Dhaka.
3. Joint Secretary (WHO)/ (Coordination), Ministry of Health & Family Welfare, Bangladesh Secretariat, Dhaka.
4. Joint Chief (Planning), Ministry of Health & Family Welfare, Bangladesh Secretariat (Clinic Building), Dhaka.
5. Joint Chief (Population & Planning wing), Planning commission, Sher-e-Bangla Nagar, Dhaka.
6. Joint Chief (Planning), Program Management and Monitoring Unit (PMMU), Azimpur, Dhaka-1205.
7. P.S. to the Honorable Minister, Ministry of Health and Family Welfare, Bangladesh Secretariat, Dhaka, for kind information of the Honorable Minister.
8. P.S. to the Honorable State Minister, Ministry of Health and Family Welfare, Bangladesh Secretariat, Dhaka, for kind information of the Honorable State Minister.
9. Director Administration, Directorate General of Family Planning, 6 Kawran Bazar, Dhaka 1215.
10. Director Logistics & Supply and Line Director (Procurement, Storage & Supply Management), Directorate General of Family Planning, 6 Kawran Bazar, Dhaka 1215.

11. Director Finance & Line Director (Family Planning Field Service Delivery Program), Directorate General of Family Planning, 6 Kawran Bazar, Dhaka 1215.
12. Director (IEM) & Line Director (Information, Education and Communication), Directorate General of Family Planning, 6 Kawran Bazar, Dhaka 1215.
13. Director Planning & Line Director (Program Monitoring and Evaluation), Directorate General of Family Planning, 6 Kawran Bazar, Dhaka 1215.
14. Line Director (Maternal, Child, Reproductive and Adolescent Health), Directorate General of Family Planning, 6 Kawran Bazar, Dhaka 1215.
15. Line Director (Clinical Contraception Services Delivery), Directorate General of Family Planning, 6 Kawran Bazar, Dhaka 1215.
16. Divisional Director, Family Planning, Dhaka / Chittagong / Rajshahi / Khulna / Sylhet / Barisal/ Rangpur Division.
17. Deputy Chief (FW)/ (Health), Ministry of Health & Family Welfare, Bangladesh Secretariat, Dhaka.
18. Additional Director (Drugs and Stores), Directorate General of Family Planning, Central Warehouse, Mohakhali, Dhaka.
19. Deputy Director, Family Planning, ----- District (Your are requested to take appropriate measures to ensure timely submission of Form 7B report from upazilas and send these to MIS Unit within 9th working day of the next month).
20. Supply Officer, Family Planning, ----- CWH/RWHs.
21. Country Director, SPS/MSH, House No.-28, Flat-W2, Road No.-63, Gulshan-2, Dhaka-1212.
22. Country Director, the World Bank, E-32, Agargaon, Sher-e-Banala Nagar, Dhaka-1207.
23. Team Leader, Population & Health Team, USAID, Madani Avenue, Baridhara, Dhaka.
24. Country Representative, UNFPA, IDB Bhaban, Agargaon, Sher-E-Bangla Nagar, Dhaka.
25. Managing Director, SMC, SMC Tower, 33 Banani C/A, Dhaka-1213.
26. Documentation Center, IEM Unit, Directorate General of Family Planning, 6 Kawran Bazar, Dhaka.
27. PA to Director General, Directorate General of Family Planning, 6, Kawran Bazar, Dhaka 1215.
28. Office copy, MIS, DGFP, 6 Kawran Bazar, Dhaka -1215.





(Ajoy Ratan Barua)
Deputy Director (MIS)

Table Of Contents

	Page
1. DGFP Stock Status Report	1-2
2. National Receipts Quantity by Product by Month	3
3. National Level Contraceptive Summary Report	4
4. Stock Status Report at Different Levels	5
5. Contraceptive Stock Status by Product at Upazila Store and Field	6-10
6. Contraceptive Stock Status by Product at Regional Warehouses/Upazila	11-31
7. Month-wise Consumption Trend	32-34
8. Report on Upazila and Warehouse Having Stock Out in last month	35

1. DGFP Stock Status Report

 DGFP STOCK STATUS REPORT** October 2016 (Updated 27 November 2016)													 স্বাস্থ্য পরিদপ্তর											
Year	2016		2017										2018											
Month	11	12	1	2	3	4	5	6	7	8	9	10	11	12	1	2	3	4	5	6	7	8	9	
Min.-Max.								Min				Max												
Product																								
Condom	CS (106.37m) - 9 months												14-15 & '15-16: 60.08m - 5 mon			2016-17 : 73m - 8 months								
*AMC = 11.8m	2014-15: GoB (Rev): 150 m - 119.92 m received as of 30 Sept '16; 2015-16: GoB (Rev): 30 m; 2016-17: GoB (Rev):73m, Contract Signed																							
Pill	CS (84.24m) - 7 months							2016-17 : 69m - 8 months																
*AMC = 8.59m	2016-17: Pool Fund 69m - 50m ICB: Proposal sent to Ministry for approval & 19m NCT; Contract Signed; awaiting receipt																							
IUD	CS (0.594m) - 29 months																							
*AMC = 20,142																								
Injectables	CS (16.49m) - 14 months														2016-17 : 0.05m									
*AMC = 1.12m	2014-15: Pool Fund 14m; GoB (Dev) : 2.5m; 2016-17: GoB (Dev) 3.5 m: received in full as of 30 September 2016																							
Implant	CS (0.143) - 4 months				2015-16 : 0.15 m - 5 months																			
*AMC = 29,883	2015-16 (Pool fund): 0.15m: L/C opened; 2016-17(Pool Fund) : 0.05m- Contract Signed																							
***DDS Kit	2015-16: GoB(Dev): 3,600 boxes; all receipt as of 30 July 2016																							
*AMC = 5,885	*** DGFP is procuring 22 items of DDS kit as individual medicines																							
*AMC is calculated based on past 12-months consumption ** This report is generated using the "Pipeline Software" which considers "Projected Consumption"												Legend: Current Stock To be received Planned for FY 2016-17 AMC = Average Monthly Consumption BER = Bid Evaluation Report CCGP = Cabinet Committee on Govt Purchase CS = Current Stock NOA = Notification of Award NO = No Objection TEC = Tender Evaluation Committee ICB = International Competitive Bidding NCT = National Competitive Tendering												
Data Sources: DGFP/L&S unit, DGFP LMIS web site - https://scmpbd.org/ Central Warehouse WIMS data and Approved DGFP Procurement																								

DGFP STOCK STATUS REPORT
(For Contraceptives and DDS Kits)
Month: October 2016 *(Updated 27 November 2016)*

CONDOM – Current national stock is 106.37 million pieces and this stock can be used up to July 2017.

- FY 2014-15 GoB (Rev): Procurement Process completed for 150 million pieces and 119.92 million pieces received as of 30 September 2016; waiting receipt 30.08 million pieces.
- FY 2015-16 GoB (Rev): 30 million pieces. Contract signed; awaiting receipts. Total awaiting receipts (2014-15 & 2015-16): 60.08 million pcs.
- Planned for FY 2016-17 GoB (Rev): 73 million pieces, Contract signed.

PILL – Current national stock of Oral Contraceptive Pill is 84.24 million cycles which will go up to May 2017.

- Planned for 2016-17: Pool Fund: 69 million cycles - 50m cycles (ICB): Proposal sent to the Ministry for approval & 19m cycles (NCT) - Contract signed.

IUD – Current national stock is 0.594 million pieces and this stock can be used up to March 2019.

INJECTABLES – Current stock of 16.49 million vials and that can be used up to December 2017.

- Procurement Process completed for 2014-15: Pool fund - 14m vials (ICB) & GoB Dev- 2.5m vials (NCB): received in full as of 31 August 2016.
- Planned for 2016-17: GoB (Dev) - 3.5m vials (NCT): Contract signed & Goods received in full.

IMPLANT – Current stock is 0.143 million sets and this can be used up to February 2017.

- 2015-16: (Pool fund) 0.15m sets. L/C opened; awaiting receipts.
- Planned for 2016-17: (Pool fund) 0.05m sets. Contract signed; awaiting receipts

***DDS KITs**

- 2014-15: Pool fund - 0.070m boxes: World Bank did not accord No Objections on Bid Evaluation Report (BER) for this procurement.
- 2015-16: GoB (Dev) – 3,600 boxes (NCB) – All quantity received.
(*The medicines under DDS Kit are not going to be procured in Kit form. Instead, individual medicines of 22 items is being procured now)

You can also download the previous reports from <http://www.scmpbd.org/>

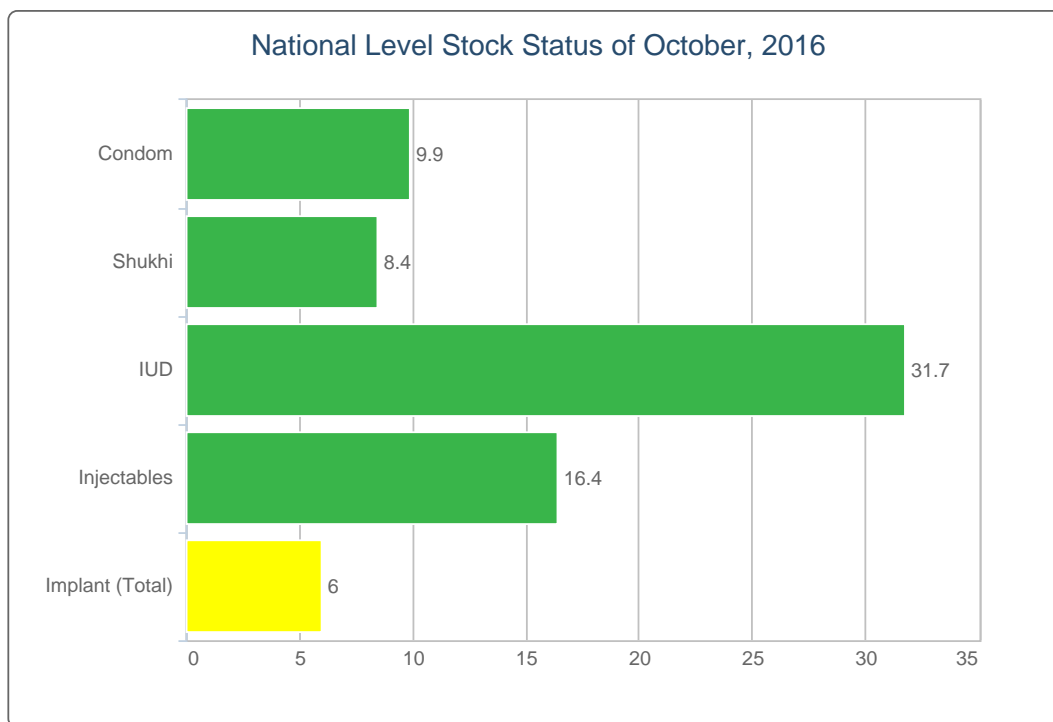
2. National Receipts Quantity by Product by Month

Contraceptive Received Report

Month: October, 2016

Item	Supplier	Receiver	Date Receipts	Qty	Remarks
<i>No National Receive This Month</i>					

3. National Level Contraceptive Summary Report

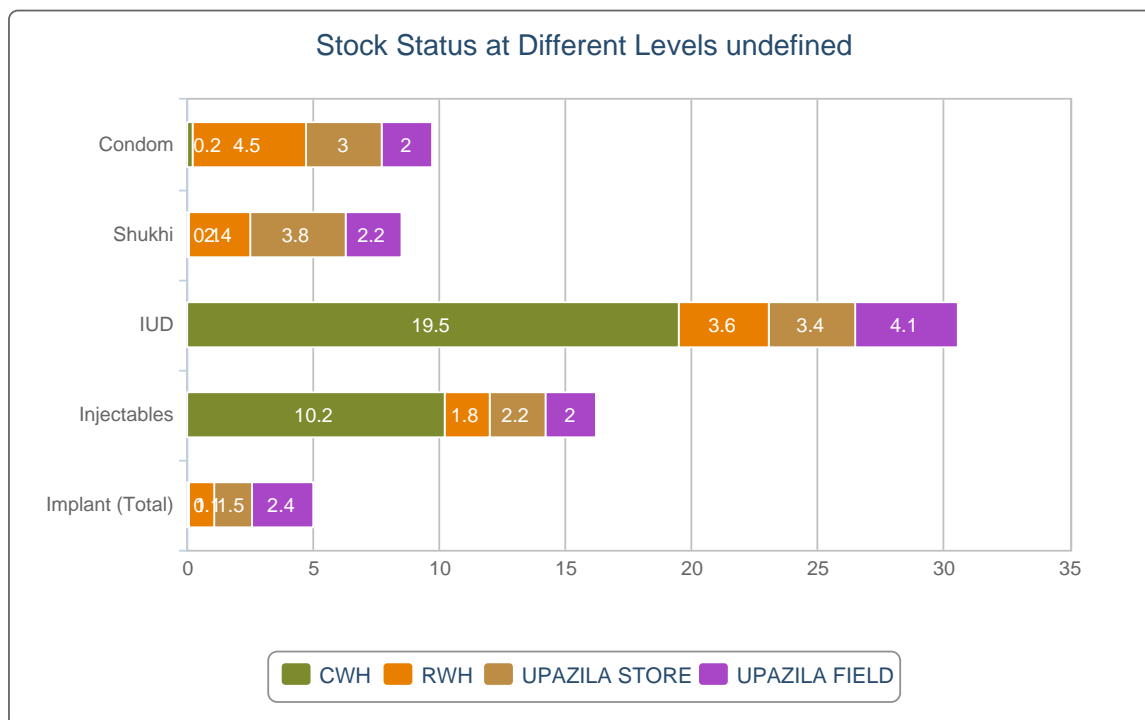


■ MOS less than 4.0
 ■ MOS 4.0 - 7.9
 ■ MOS 8.0 and above
 MOS = Month of Stock

National Level Stock Status of October, 2016

SL	Name of Products	Reported Consumption	Reported Closing Balance	Average Monthly Consumption	MOS
1	Condom	12,115,904	118,590,081	11,922,795	9.9
2	Shukhi	8,162,054	69,348,375	8,216,281	8.4
3	IUD	20,151	614,961	19,371	31.7
4	Injectables	1,090,118	17,587,892	1,075,586	16.4
5	Implant (Total)	36,396	179,828	29,870	6.0

4. Stock Status Report at Different Levels

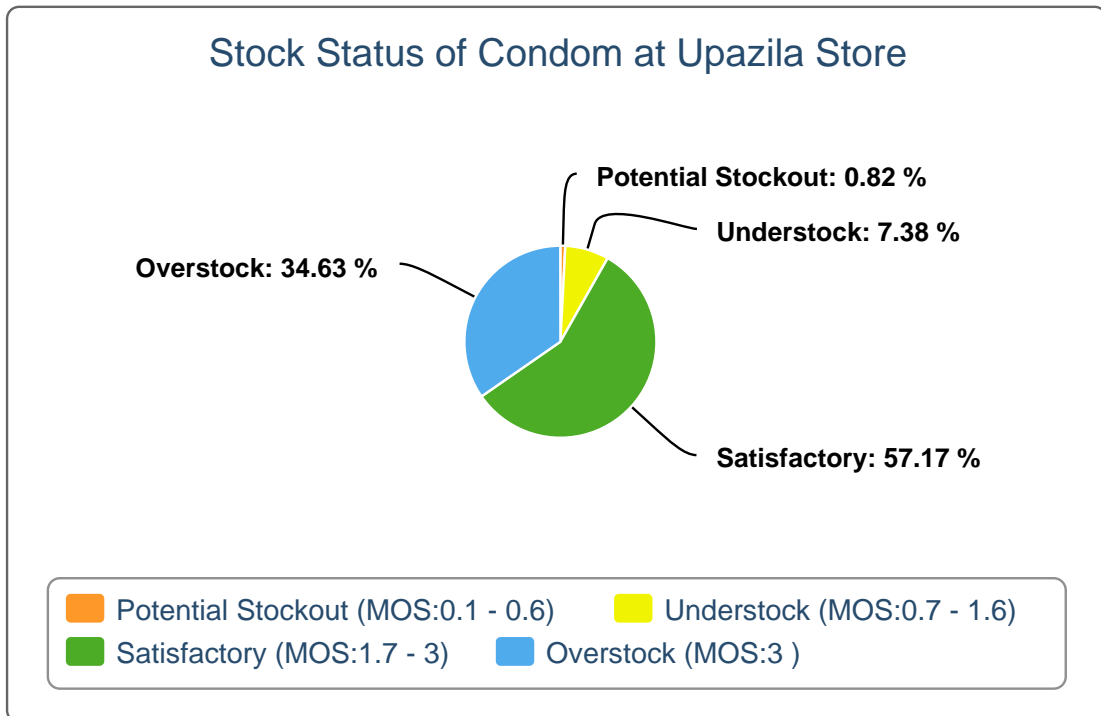


Stock Status at Different Levels October, 2016

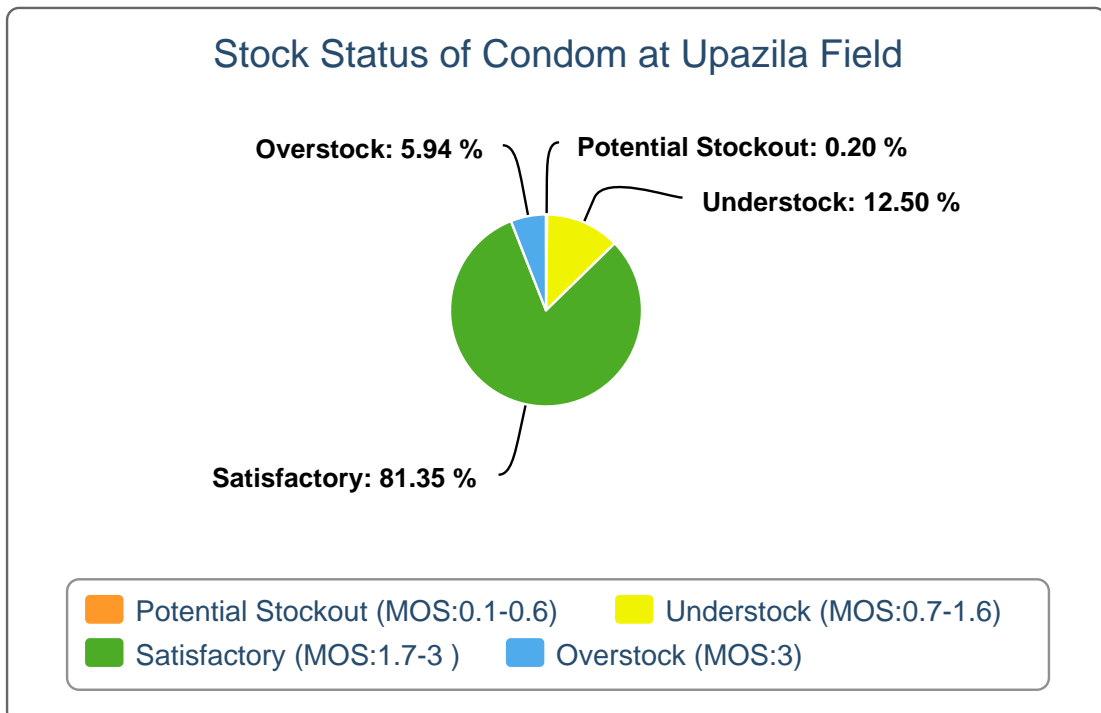
Products	Avg. Consump. of Last 6 Months	CWH Level	MOS	RWH Level	MOS	Upazila Level	MOS	Field Level	MOS	National Level	MOS
Condom	11,922,795	2,691,000	0.2	54,579,200	4.6	36,673,433	3.1	24,646,448	2.1	118,590,081	9.9
Shukhi	8,216,281	613,440	0.1	19,269,600	2.3	31,367,798	3.8	18,097,537	2.2	69,348,375	8.4
IUD	19,371	392,400	20.3	72,151	3.7	68,215	3.5	82,195	4.2	614,961	31.7
Injectables	1,075,586	11,124,300	10.3	1,946,000	1.8	2,366,175	2.2	2,151,417	2	17,587,892	16.4
Implant (Total)	29,870	4,464	0.1	34,772	1.2	54,739	1.8	85,853	2.9	179,828	6

5. Contraceptive Stock Status by Product at Upazila Store and Field

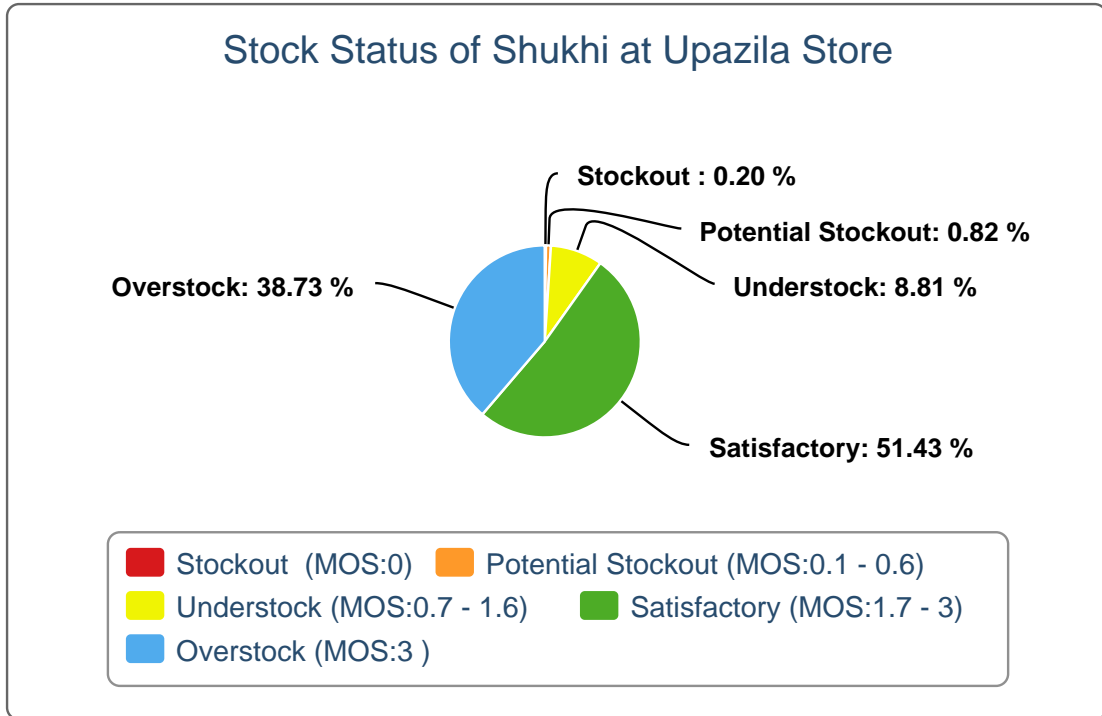
5(a).



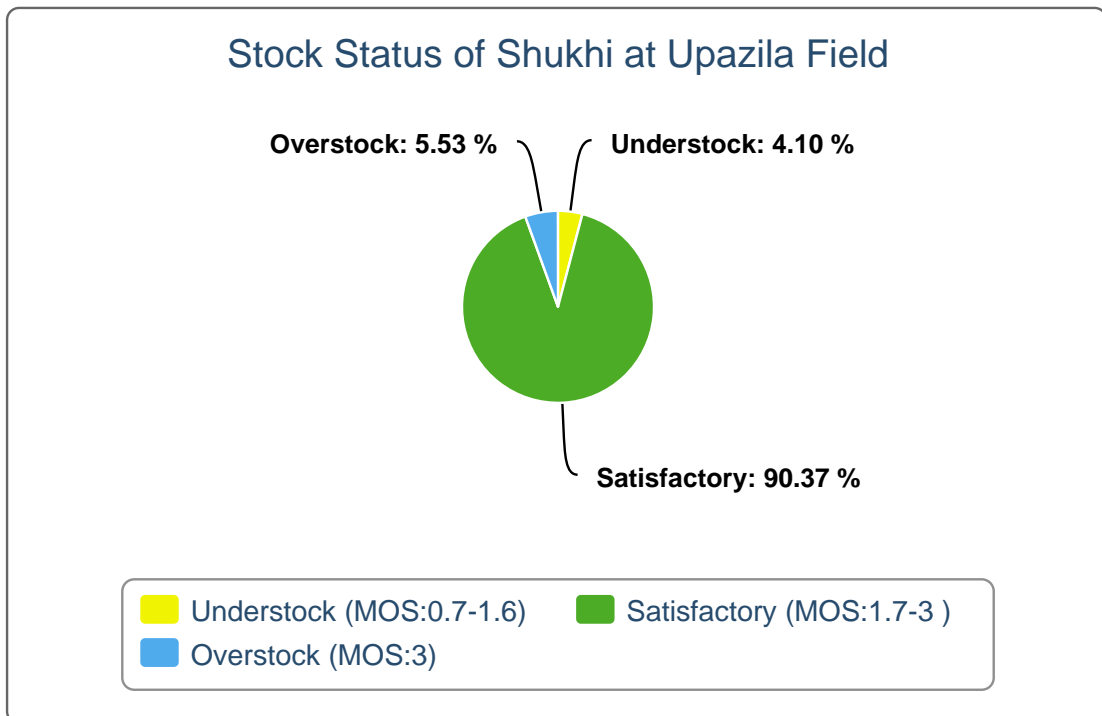
5(b).



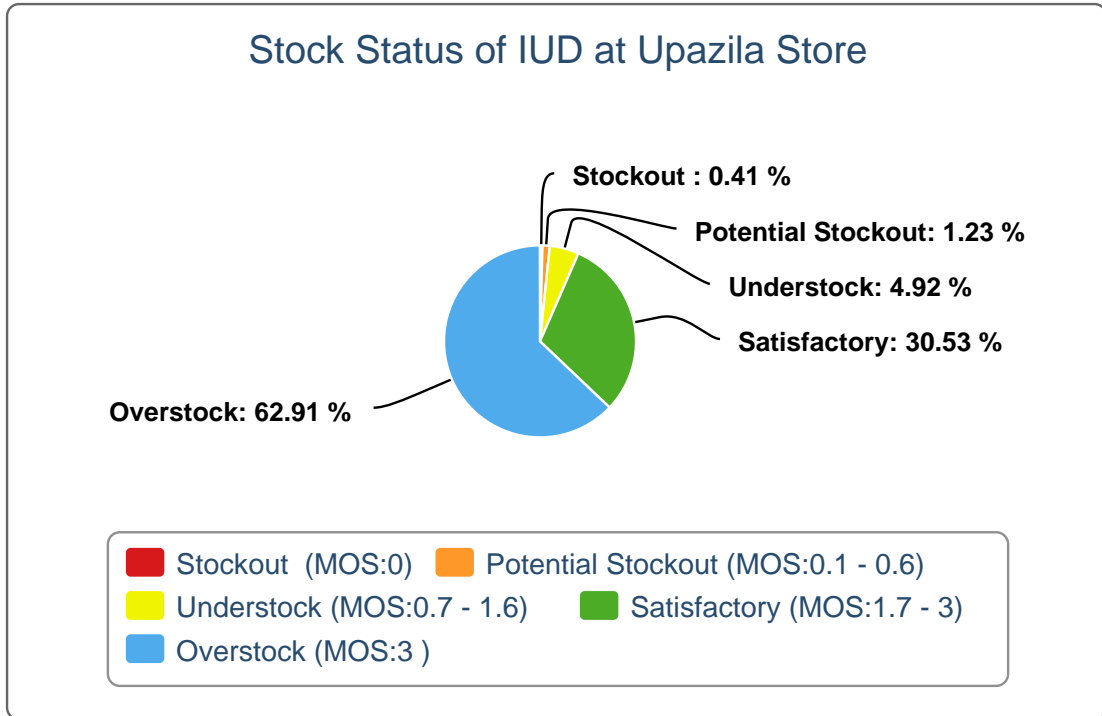
5(c).



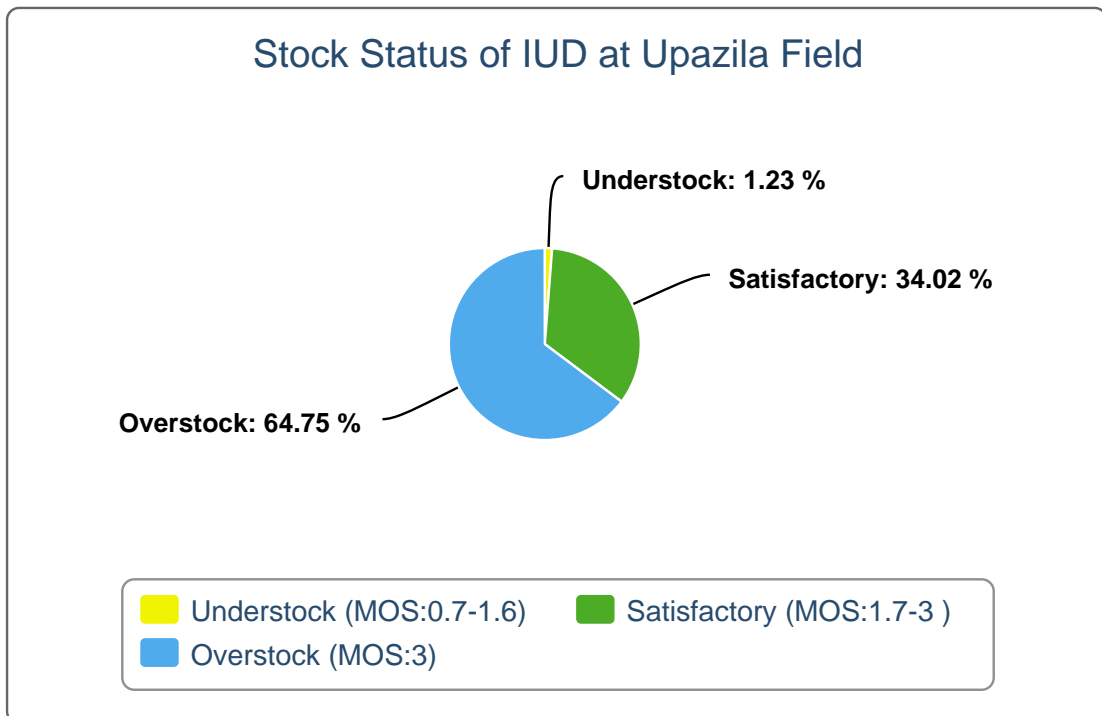
5(d).



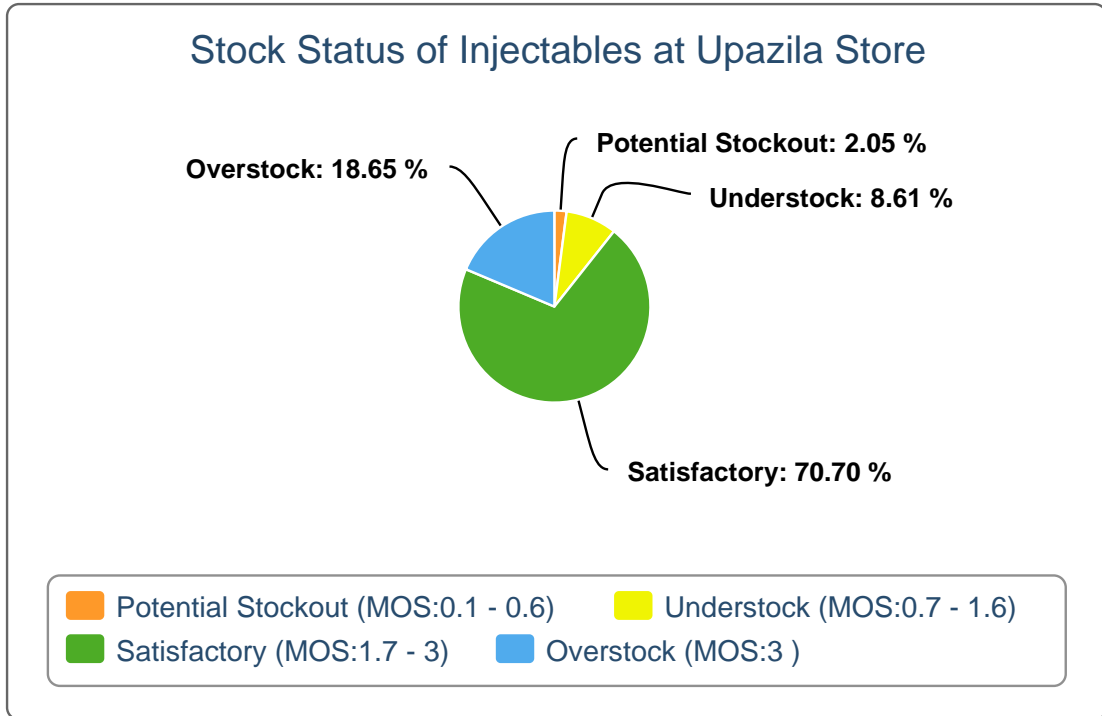
5(e).



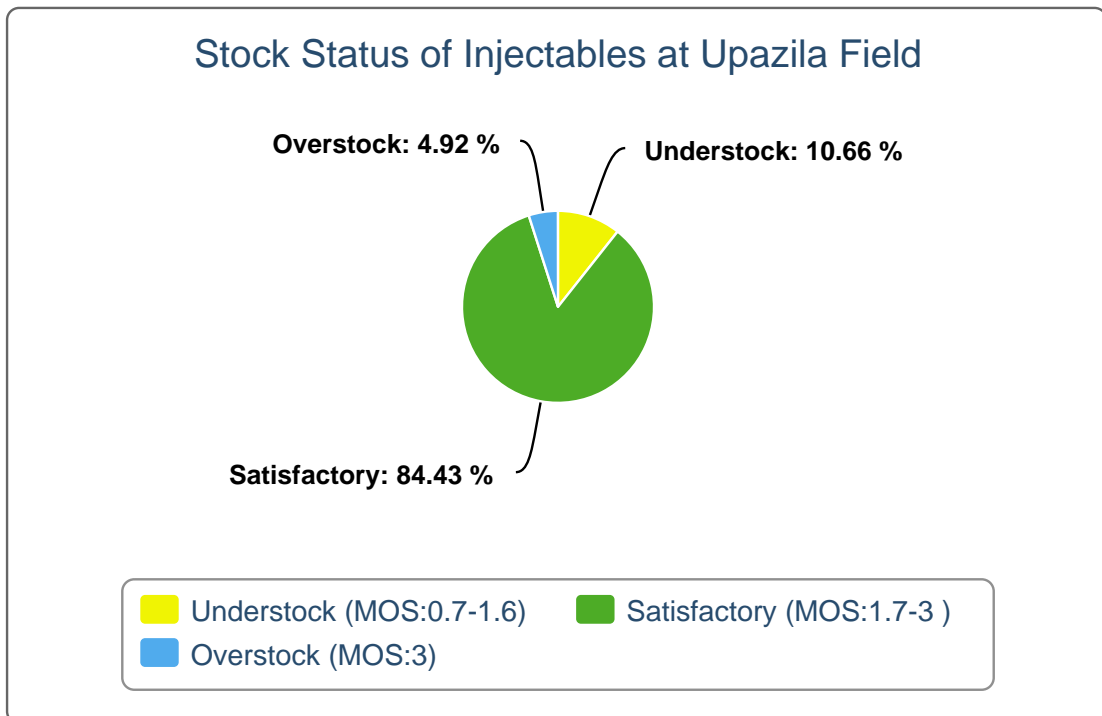
5(f).



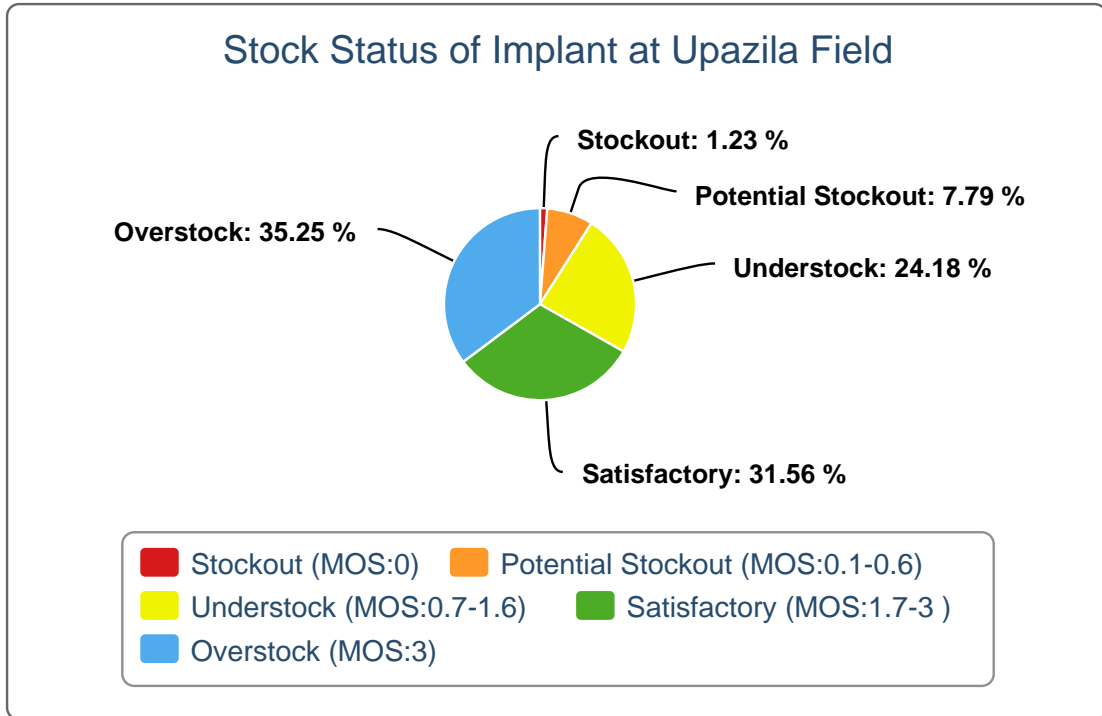
5(g).



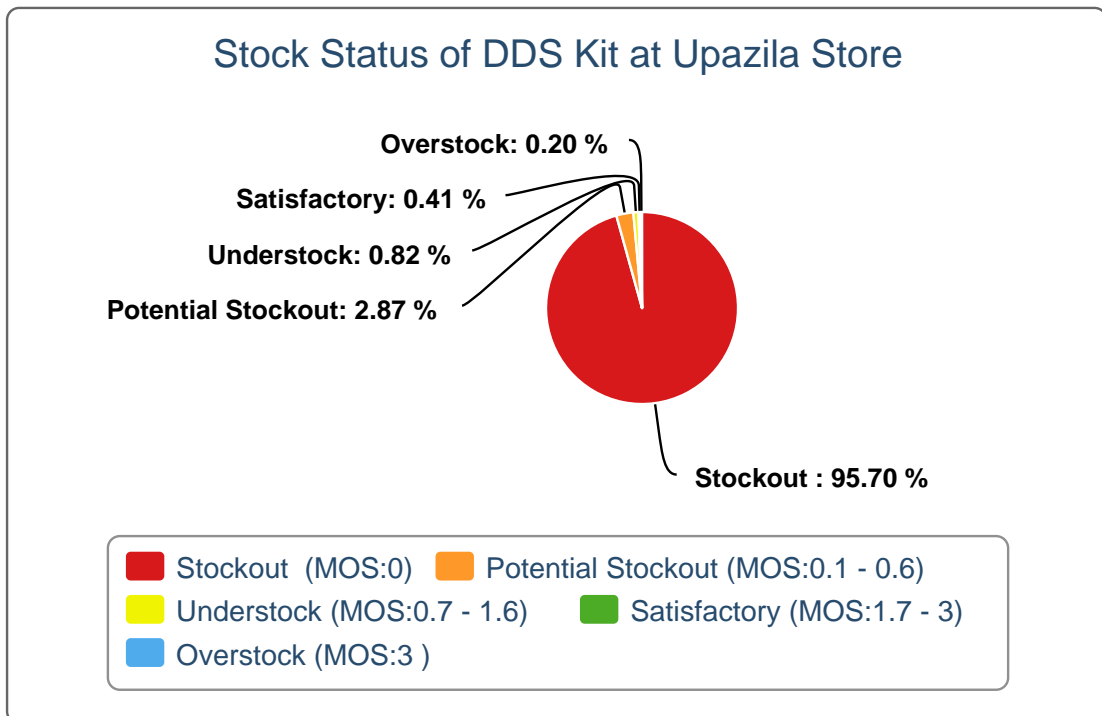
5(h).



5(i).



5(j).



6(a). Contraceptive Stock Status by Product at Regional Warehouses

SL	WH Name	Condom			Shukhi			IUD			Injectables			Implant		
		CBL	AMD	MOS	CBL	AMD	MOS	CBL	AMD	MOS	CBL	AMD	MOS	CBL	AMD	MOS
1	Bandarbon RWH	345,000	30,513	11.3	64,800	21,950	3.0	500	95	5.3	15,000	3,702	4.1	185	131	1.4
2	Bhola RWH	636,000	149,710	4.2	826,560	102,764	8.0	1,500	382	3.9	90,000	43,751	2.1	52	658	0.1
3	Bogra RWH	2,438,000	617,277	3.9	5,777,280	448,232	12.9	1,500	912	1.6	113,600	39,235	2.9	2,656	1,957	1.4
4	Chittagong RWH	22,001,600	594,905	37.0	330,720	396,380	0.8	6,750	1,474	4.6	103,900	64,421	1.6	1,787	2,223	0.8
5	Comilla RWH	852,000	827,054	1.0	727,200	438,014	1.7	5,100	1,509	3.4	65,000	82,173	0.8	2,450	1,304	1.9
6	Dhaka CWH	2,691,000	1,966,322	1.4	613,440	950,312	0.6	392,400	3,021	129.9	11,124,300	125,839	88.4	4,464	3,283	1.4
7	Dinajpur RWH	336,000	219,679	1.5	368,640	362,112	1.0	3,950	674	5.9	92,000	42,858	2.1	1,008	1,634	0.6
8	Faridpur RWH	1,002,000	713,994	1.4	355,680	505,446	0.7	4,050	1,263	3.2	154,000	53,562	2.9	1,928	2,015	1.0
9	Jamalpur RWH	507,000	436,002	1.2	964,800	287,391	3.4	3,350	599	5.6	81,900	39,371	2.1	1,536	1,116	1.4
10	Jessore RWH	837,000	535,207	1.6	444,960	383,660	1.2	4,500	841	5.4	182,300	54,522	3.3	2,752	1,156	2.4
11	Khulna RWH	18,205,600	757,268	24.0	2,452,320	498,080	4.9	6,500	1,103	5.9	103,000	52,156	2.0	1,679	1,665	1.0
12	Kushtia RWH	744,000	365,563	2.0	342,720	203,336	1.7	321	281	1.1	71,600	38,520	1.9	1,204	638	1.9
13	Mymensingh RWH	789,000	881,382	0.9	1,608,480	884,214	1.8	5,700	1,191	4.8	171,000	58,657	2.9	4,264	2,372	1.8
14	Noakhali RWH	546,000	379,144	1.4	234,720	210,197	1.1	3,650	820	4.5	115,900	48,709	2.4	1,350	1,281	1.1
15	Pabna RWH	120,000	590,530	0.2	1,386,720	380,833	3.6	4,800	1,038	4.6	150,000	52,595	2.9	1,050	882	1.2
16	Patuakhali RWH	1,323,000	127,251	10.4	156,960	156,394	1.0	2,500	448	5.6	85,100	28,763	3.0	4,600	919	5.0
17	Rajshahi RWH	798,000	770,615	1.0	1,139,040	345,813	3.3	4,331	583	7.4	38,000	44,099	0.9	1,791	1,224	1.5
18	Rangamati RWH	75,000	62,729	1.2	57,600	38,362	1.5	549	75	7.3	15,700	3,513	4.5	277	223	1.2
19	Rangpur RWH	1,695,000	641,074	2.6	1,080,000	830,993	1.3	4,600	1,657	2.8	21,000	116,932	0.2	2,184	2,947	0.7
20	Sylhet RWH	819,000	800,661	1.0	162,720	444,905	0.4	4,700	886	5.3	143,000	52,113	2.7	739	1,522	0.5
21	Tangail RWH	510,000	455,915	1.1	787,680	326,893	2.4	3,300	519	6.4	134,000	30,095	4.5	1,280	720	1.8

6(b). Contraceptive Stock Status by Product at Upazila

SL	Warehouse Name	Upazila Name	Condom			Shukhi			IUD			Injectables			Implant		
			CBL	AMD	MOS	CBL	AMD	MOS	CBL	AMD	MOS	CBL	AMD	MOS	CBL	AMD	MOS
1	Bandarbon RWH	Alikadam	10,100	3,037	3.3	11,880	1,579	7.5	68	11	6.2	78	939	0.1	97	13	7.5
2	Bandarbon RWH	Bandarban Sadar	16,300	3,879	4.2	10,540	4,119	2.6	101	19	5.3	2,489	883	2.8	171	20	8.6
3	Bandarbon RWH	Lama	6,700	6,551	1.0	57	5,394	0.0	13	28	0.5	422	834	0.5	44	24	1.8
4	Bandarbon RWH	Naikhongchhari	24,100	7,831	3.1	16,005	5,833	2.7	165	11	15.0	3,157	678	4.7	73	10	7.3
5	Bandarbon RWH	Rowangchhari	4,000	2,466	1.6	6,705	1,695	4.0	103	6	17.2	1,003	182	5.5	76	11	6.9
6	Bandarbon RWH	Ruma	36,400	4,369	8.3	18,380	1,538	12.0	167	9	18.6	902	90	10.0	88	12	7.3
7	Bandarbon RWH	Thanchi	6,900	2,380	2.9	3,689	1,792	2.1	17	11	1.5	1,092	96	11.4	0	41	0.0
8	Bhola RWH	Bhola Sadar	45,000	16,718	2.7	27,945	14,443	1.9	203	88	2.3	15,390	6,730	2.3	0	249	0.0
9	Bhola RWH	Burhanuddin	19,600	6,930	2.8	20,460	9,806	2.1	119	33	3.6	5,940	2,491	2.4	0	93	0.0
10	Bhola RWH	Char Fasson	86,590	39,011	2.2	40,488	19,630	2.1	190	70	2.7	17,506	8,560	2.0	130	118	1.1
11	Bhola RWH	Daulat Khan	35,600	14,488	2.5	20,240	8,491	2.4	100	21	4.8	9,800	4,077	2.4	128	28	4.6
12	Bhola RWH	Hizla	23,800	10,049	2.4	14,092	6,523	2.2	82	22	3.7	5,233	2,339	2.2	100	9	11.1
13	Bhola RWH	Lalmohan	44,000	19,762	2.2	32,865	15,107	2.2	190	68	2.8	15,900	6,737	2.4	0	64	0.0
14	Bhola RWH	Manpura	17,000	5,242	3.2	7,743	2,758	2.8	17	11	1.5	5,337	1,993	2.7	54	32	1.7
15	Bhola RWH	Mehendiganj	38,600	17,135	2.3	25,185	12,754	2.0	70	30	2.3	11,461	5,341	2.1	128	32	4.0
16	Bhola RWH	Muladi	28,700	11,021	2.6	14,166	7,818	1.8	111	21	5.3	6,029	2,216	2.7	200	10	20.0
17	Bhola RWH	Tazumuddin	23,800	9,354	2.5	11,345	5,434	2.1	85	18	4.7	6,800	3,267	2.1	64	23	2.8
18	Bogra RWH	Adamdighi	69,000	14,944	4.6	66,735	9,118	7.3	129	26	5.0	1,355	553	2.5	0	28	0.0
19	Bogra RWH	Akkelpur	38,900	6,465	6.0	36,550	7,411	4.9	56	20	2.8	1,253	616	2.0	0	66	0.0
20	Bogra RWH	Atrai	93,200	16,897	5.5	58,670	15,041	3.9	113	11	10.3	1,798	552	3.3	0	10	0.0
21	Bogra RWH	Badalgachhi	58,600	16,383	3.6	37,775	15,360	2.5	101	20	5.1	4,596	2,286	2.0	128	24	5.3
22	Bogra RWH	Bogra Sadar	128,700	89,744	1.4	29,860	22,219	1.3	42	161	0.3	3,636	3,528	1.0	0	244	0.0
23	Bogra RWH	Dhamoirhat	68,884	12,629	5.5	432,953	10,250	42.2	88	14	6.3	2,804	1,294	2.2	128	24	5.3
24	Bogra RWH	Dhunat	105,200	30,186	3.5	68,890	22,201	3.1	204	32	6.4	5,347	2,365	2.3	0	85	0.0
25	Bogra RWH	Dhupchanchia	467,000	8,458	55.2	50,580	9,337	5.4	91	10	9.1	1,988	889	2.2	0	92	0.0

SL	Warehouse Name	Upazila Name	Condom			Shukhi			IUD			Injectables			Implant		
			CBL	AMD	MOS	CBL	AMD	MOS	CBL	AMD	MOS	CBL	AMD	MOS	CBL	AMD	MOS
26	Bogra RWH	Gabtali	89,800	41,054	2.2	47,925	18,842	2.5	90	10	9.0	6,792	2,927	2.3	0	80	0.0
27	Bogra RWH	Ghoraghat	67,000	6,555	10.2	46,245	7,769	6.0	150	24	6.3	1,892	508	3.7	0	34	0.0
28	Bogra RWH	Hakimpur	52,900	11,184	4.7	48,939	6,499	7.5	82	8	10.3	2,352	576	4.1	64	26	2.5
29	Bogra RWH	Joypurhat Sadar	113,000	24,183	4.7	92,040	15,482	5.9	205	67	3.1	4,575	1,793	2.6	226	102	2.2
30	Bogra RWH	Kahaloo	64,000	15,794	4.1	43,995	12,705	3.5	135	34	4.0	2,058	810	2.5	0	108	0.0
31	Bogra RWH	Kalai	87,800	9,150	9.6	359,085	9,388	38.2	97	18	5.4	1,836	689	2.7	0	50	0.0
32	Bogra RWH	Khetlal	53,700	7,767	6.9	35,085	5,095	6.9	81	18	4.5	1,026	293	3.5	0	29	0.0
33	Bogra RWH	Mahadebpur	87,500	16,120	5.4	90,945	21,078	4.3	110	25	4.4	2,620	1,246	2.1	0	68	0.0
34	Bogra RWH	Manda	87,000	19,014	4.6	161,280	34,460	4.7	520	81	6.4	6,750	2,214	3.0	0	66	0.0
35	Bogra RWH	Nandigram	54,500	11,320	4.8	74,925	16,159	4.6	139	20	7.0	1,366	443	3.1	0	40	0.0
36	Bogra RWH	Naogaon Sadar	88,700	36,253	2.4	64,155	24,646	2.6	145	49	3.0	4,216	1,975	2.1	0	61	0.0
37	Bogra RWH	Niamatpur	51,800	12,381	4.2	79,970	14,852	5.4	96	20	4.8	4,211	915	4.6	0	74	0.0
38	Bogra RWH	Panchbibi	64,000	15,352	4.2	49,200	9,844	5.0	133	24	5.5	2,381	601	4.0	120	116	1.0
39	Bogra RWH	Patnitala	114,200	8,644	13.2	363,675	9,264	39.3	87	21	4.1	1,865	439	4.2	0	44	0.0
40	Bogra RWH	Porsha	40,800	10,898	3.7	49,095	11,156	4.4	97	10	9.7	2,152	528	4.1	64	29	2.2
41	Bogra RWH	Raninagar	69,800	15,782	4.4	50,715	12,830	4.0	95	13	7.3	1,958	627	3.1	0	39	0.0
42	Bogra RWH	Sapahar	55,200	10,158	5.4	54,465	11,520	4.7	79	6	13.2	2,592	892	2.9	0	36	0.0
43	Bogra RWH	Sariakandi	49,100	14,196	3.5	35,055	9,962	3.5	115	37	3.1	3,347	1,461	2.3	0	90	0.0
44	Bogra RWH	Shajahanpur	180,600	52,870	3.4	76,470	19,440	3.9	162	27	6.0	3,555	1,268	2.8	0	74	0.0
45	Bogra RWH	Sherpur	107,200	31,007	3.5	174,016	21,581	8.1	219	38	5.8	4,977	1,928	2.6	0	75	0.0
46	Bogra RWH	Shibganj	102,400	31,436	3.3	100,020	25,907	3.9	190	30	6.3	9,000	3,738	2.4	0	68	0.0
47	Bogra RWH	Sonatola	45,700	20,453	2.2	60,900	18,816	3.2	150	38	3.9	2,567	1,281	2.0	0	75	0.0
48	Chittagong RWH	Anowara	42,100	16,410	2.6	43,860	14,080	3.1	101	43	2.3	2,134	951	2.2	100	64	1.6
49	Chittagong RWH	Banshkhali	62,000	24,884	2.5	43,510	18,714	2.3	72	24	3.0	5,148	2,517	2.0	300	88	3.4
50	Chittagong RWH	Boalkhali	44,700	8,214	5.4	41,904	11,547	3.6	135	34	4.0	942	576	1.6	400	58	6.9

SL	Warehouse Name	Upazila Name	Condom			Shukhi			IUD			Injectables			Implant		
			CBL	AMD	MOS	CBL	AMD	MOS	CBL	AMD	MOS	CBL	AMD	MOS	CBL	AMD	MOS
51	Chittagong RWH	Chakaria	47,200	22,892	2.1	59,145	18,785	3.1	194	78	2.5	10,482	4,515	2.3	46	92	0.5
52	Chittagong RWH	Chandanaish	35,100	13,107	2.7	39,090	11,939	3.3	114	46	2.5	1,886	911	2.1	520	55	9.5
53	Chittagong RWH	Cox's Bazar Sadar	75,400	32,721	2.3	71,580	17,780	4.0	94	50	1.9	7,560	4,014	1.9	72	49	1.5
54	Chittagong RWH	Dighinala	24,300	12,420	2.0	28,525	7,849	3.6	52	11	4.7	2,715	1,131	2.4	70	11	6.4
55	Chittagong RWH	Double Mooring	174,670	59,092	3.0	49,332	15,925	3.1	373	130	2.9	12,604	5,654	2.2	455	221	2.1
56	Chittagong RWH	Fatikchhari	78,400	35,571	2.2	218,040	21,115	10.3	128	58	2.2	6,412	3,027	2.1	336	124	2.7
57	Chittagong RWH	Hathazari	82,200	39,347	2.1	52,785	18,131	2.9	108	36	3.0	3,042	1,377	2.2	192	54	3.6
58	Chittagong RWH	Khagrachhari Sadar	20,000	7,797	2.6	27,825	6,991	4.0	200	55	3.6	2,315	947	2.4	20	32	0.6
59	Chittagong RWH	Kutubdia	30,500	4,688	6.5	27,907	5,245	5.3	104	14	7.4	6,172	1,492	4.1	128	42	3.0
60	Chittagong RWH	Lakshmichhari	9,400	2,061	4.6	17,805	2,770	6.4	83	16	5.2	731	157	4.7	5	8	0.6
61	Chittagong RWH	Lohagara	151,300	10,791	14.0	29,850	10,611	2.8	80	22	3.6	2,697	1,721	1.6	14	53	0.3
62	Chittagong RWH	Mahalchhari	10,100	4,212	2.4	7,232	4,353	1.7	67	6	11.2	1,049	416	2.5	50	6	8.3
63	Chittagong RWH	Maheshkhali	27,700	8,903	3.1	57,330	19,702	2.9	104	64	1.6	5,503	2,686	2.0	0	60	0.0
64	Chittagong RWH	Manikchhari	19,100	1,938	9.9	9,285	1,943	4.8	10	2	5.0	1,169	543	2.2	50	9	5.6
65	Chittagong RWH	Matiranga	55,000	11,564	4.8	33,570	8,159	4.1	50	20	2.5	2,650	1,182	2.2	122	27	4.5
66	Chittagong RWH	Mirsharai	93,500	16,689	5.6	51,000	15,637	3.3	187	67	2.8	5,667	2,811	2.0	200	99	2.0
67	Chittagong RWH	Panchhari	18,600	4,954	3.8	21,045	5,790	3.6	70	5	14.0	1,350	385	3.5	0	16	0.0
68	Chittagong RWH	Panchlaish	126,800	65,215	1.9	38,015	11,619	3.3	353	162	2.2	9,602	4,399	2.2	730	178	4.1
69	Chittagong RWH	Patiya	70,900	26,385	2.7	58,020	22,981	2.5	370	112	3.3	5,090	2,625	1.9	20	124	0.2
70	Chittagong RWH	Pekua	40,700	4,225	9.6	18,885	6,278	3.0	38	8	4.8	3,962	1,612	2.5	128	56	2.3
71	Chittagong RWH	Ramgarh	14,850	4,687	3.2	15,879	3,973	4.0	31	2	15.5	1,121	307	3.7	48	10	4.8
72	Chittagong RWH	Ramu	64,600	12,765	5.1	45,825	13,005	3.5	74	20	3.7	7,726	3,592	2.2	250	125	2.0
73	Chittagong RWH	Rangunia	77,500	29,626	2.6	43,125	15,673	2.8	152	63	2.4	4,082	1,872	2.2	200	89	2.2
74	Chittagong RWH	Raozan	71,400	31,570	2.3	39,675	16,562	2.4	164	83	2.0	2,697	1,422	1.9	72	42	1.7
75	Chittagong RWH	Sandwip	75,466	11,128	6.8	58,473	13,683	4.3	379	69	5.5	7,279	2,135	3.4	78	53	1.5

SL	Warehouse Name	Upazila Name	Condom			Shukhi			IUD			Injectables			Implant		
			CBL	AMD	MOS	CBL	AMD	MOS	CBL	AMD	MOS	CBL	AMD	MOS	CBL	AMD	MOS
76	Chittagong RWH	Satkania	44,100	12,170	3.6	39,960	12,051	3.3	123	54	2.3	2,814	1,298	2.2	100	81	1.2
77	Chittagong RWH	Sitakunda	109,400	28,656	3.8	55,835	17,584	3.2	226	65	3.5	4,412	2,100	2.1	2	96	0.0
78	Chittagong RWH	Teknaf	66,400	24,783	2.7	46,080	19,801	2.3	152	49	3.1	10,000	5,002	2.0	225	39	5.8
79	Chittagong RWH	Ukhia	16,800	5,440	3.1	19,275	6,104	3.2	65	6	10.8	2,782	1,044	2.7	400	162	2.5
80	Comilla RWH	Akhaura	121,600	10,821	11.2	54,690	6,562	8.3	253	11	23.0	4,009	1,045	3.8	10	34	0.3
81	Comilla RWH	Ashuganj	85,600	15,180	5.6	45,395	6,456	7.0	272	34	8.0	1,237	1,093	1.1	250	21	11.9
82	Comilla RWH	Banchhampur	230,000	25,576	9.0	96,195	10,766	8.9	180	51	3.5	6,808	3,056	2.2	100	47	2.1
83	Comilla RWH	Barura	283,700	34,792	8.2	51,533	22,368	2.3	150	41	3.7	2,305	3,622	0.6	50	26	1.9
84	Comilla RWH	Bijoyagar	263,000	18,743	14.0	59,820	10,851	5.5	75	14	5.4	2,716	1,949	1.4	0	19	0.0
85	Comilla RWH	Brahman Para	73,700	11,221	6.6	27,360	9,526	2.9	110	28	3.9	1,461	1,018	1.4	50	41	1.2
86	Comilla RWH	Brahmanbaria Sadar	190,300	54,267	3.5	68,565	15,593	4.4	403	86	4.7	2,865	3,474	0.8	100	82	1.2
87	Comilla RWH	Burichang	129,700	39,281	3.3	38,715	20,698	1.9	188	82	2.3	6,289	2,514	2.5	200	90	2.2
88	Comilla RWH	Chandina	295,289	27,324	10.8	118,195	18,366	6.4	90	62	1.5	4,434	3,326	1.3	650	25	26.0
89	Comilla RWH	Chandpur Sadar	22,900	18,142	1.3	42,150	16,025	2.6	222	66	3.4	3,939	2,992	1.3	0	72	0.0
90	Comilla RWH	Chauddagam	249,800	23,195	10.8	110,475	22,020	5.0	289	63	4.6	12,544	4,334	2.9	200	41	4.9
91	Comilla RWH	Comilla Adarsha Sadar	277,100	56,087	4.9	85,080	19,182	4.4	405	122	3.3	7,898	3,994	2.0	370	99	3.7
92	Comilla RWH	Comilla Sadar Dakshin	175,200	21,457	8.2	88,885	18,797	4.7	157	42	3.7	7,370	3,024	2.4	200	24	8.3
93	Comilla RWH	Daudkandi	155,300	27,328	5.7	51,515	13,938	3.7	424	80	5.3	2,811	2,484	1.1	0	30	0.0
94	Comilla RWH	Debidwar	227,600	23,121	9.8	76,545	20,936	3.7	307	134	2.3	5,127	3,214	1.6	200	24	8.3
95	Comilla RWH	Faridganj	192,600	20,371	9.5	107,724	14,071	7.7	344	30	11.5	7,950	3,082	2.6	300	55	5.5
96	Comilla RWH	Haim Char	36,400	3,723	9.8	15,480	4,993	3.1	158	10	15.8	1,706	809	2.1	20	12	1.7
97	Comilla RWH	Hajiganj	67,500	12,171	5.5	98,160	10,783	9.1	374	39	9.6	2,415	2,488	1.0	50	46	1.1
98	Comilla RWH	Homna	132,100	29,837	4.4	57,360	8,297	6.9	63	27	2.3	3,395	1,645	2.1	0	9	0.0
99	Comilla RWH	Kachua	129,300	22,530	5.7	70,860	14,553	4.9	136	50	2.7	490	4,130	0.1	0	25	0.0
100	Comilla RWH	Kasba	254,700	46,412	5.5	68,730	17,883	3.8	251	31	8.1	3,892	1,588	2.5	0	28	0.0

SL	Warehouse Name	Upazila Name	Condom			Shukhi			IUD			Injectables			Implant		
			CBL	AMD	MOS	CBL	AMD	MOS	CBL	AMD	MOS	CBL	AMD	MOS	CBL	AMD	MOS
101	Comilla RWH	Laksam	116,227	16,029	7.3	61,331	9,242	6.6	157	58	2.7	3,506	1,942	1.8	211	19	11.1
102	Comilla RWH	Manoharganj	236,100	13,244	17.8	67,100	9,002	7.5	300	25	12.0	3,493	1,457	2.4	70	27	2.6
103	Comilla RWH	Matlab Dakshin	198,500	13,014	15.3	71,550	7,261	9.9	745	24	31.0	10,738	2,618	4.1	850	35	24.3
104	Comilla RWH	Matlab Uttar	82,400	18,692	4.4	64,355	14,791	4.4	526	35	15.0	10,120	2,089	4.8	50	60	0.8
105	Comilla RWH	Meghna	84,200	6,234	13.5	34,495	4,422	7.8	67	5	13.4	2,260	1,015	2.2	55	6	9.2
106	Comilla RWH	Muradnagar	376,400	61,315	6.1	104,595	26,375	4.0	555	96	5.8	2,415	4,913	0.5	0	84	0.0
107	Comilla RWH	Nabinagar	306,500	56,883	5.4	96,675	17,105	5.7	557	40	13.9	6,279	3,122	2.0	250	36	6.9
108	Comilla RWH	Nangalkot	195,300	35,568	5.5	29,640	11,966	2.5	160	44	3.6	18,138	2,983	6.1	100	47	2.1
109	Comilla RWH	Nasirnagar	216,900	19,042	11.4	57,870	12,502	4.6	75	16	4.7	5,051	1,528	3.3	178	34	5.2
110	Comilla RWH	Sarail	357,000	28,672	12.5	131,490	11,381	11.6	112	26	4.3	6,935	2,075	3.3	100	59	1.7
111	Comilla RWH	Shahrasti	37,600	4,365	8.6	26,490	6,999	3.8	102	18	5.7	2,410	2,488	1.0	0	36	0.0
112	Comilla RWH	Titas	107,700	12,417	8.7	65,968	4,304	15.3	86	19	4.5	6,900	1,062	6.5	50	11	4.5
113	Dhaka CWH	Araihazar	82,700	13,886	6.0	45,716	21,758	2.1	215	83	2.6	7,350	3,415	2.2	70	83	0.8
114	Dhaka CWH	Bandar	105,500	54,229	1.9	39,575	19,469	2.0	236	51	4.6	4,932	2,072	2.4	0	62	0.0
115	Dhaka CWH	Belabo	37,500	15,633	2.4	24,990	12,174	2.1	86	20	4.3	3,257	1,525	2.1	300	34	8.8
116	Dhaka CWH	Daulatpur	29,200	13,954	2.1	25,065	11,887	2.1	173	19	9.1	2,940	1,276	2.3	64	24	2.7
117	Dhaka CWH	Dhamrai	59,800	29,561	2.0	58,680	26,109	2.2	333	115	2.9	4,071	1,891	2.2	0	60	0.0
118	Dhaka CWH	Dohar	36,352	16,125	2.3	16,548	8,409	2.0	337	16	21.1	1,620	741	2.2	100	44	2.3
119	Dhaka CWH	Gazaria	19,300	10,232	1.9	17,600	8,143	2.2	242	9	26.9	1,843	810	2.3	40	13	3.1
120	Dhaka CWH	Gazipur Sadar	143,800	85,343	1.7	63,645	39,759	1.6	361	118	3.1	6,925	3,377	2.1	100	129	0.8
121	Dhaka CWH	Ghior	49,500	24,731	2.0	174,685	10,804	16.2	55	23	2.4	14,267	1,140	12.5	0	37	0.0
122	Dhaka CWH	Harirampur	39,800	15,425	2.6	13,485	6,469	2.1	86	18	4.8	1,658	739	2.2	0	29	0.0
123	Dhaka CWH	Kaliakair	44,500	23,734	1.9	44,655	20,985	2.1	92	28	3.3	2,107	875	2.4	164	52	3.2
124	Dhaka CWH	Kaliganj	76,200	40,070	1.9	39,585	19,534	2.0	183	54	3.4	2,565	1,351	1.9	0	44	0.0
125	Dhaka CWH	Kapasia	53,700	26,500	2.0	139,220	19,582	7.1	224	54	4.1	2,505	1,102	2.3	100	25	4.0

SL	Warehouse Name	Upazila Name	Condom			Shukhi			IUD			Injectables			Implant		
			CBL	AMD	MOS	CBL	AMD	MOS	CBL	AMD	MOS	CBL	AMD	MOS	CBL	AMD	MOS
126	Dhaka CWH	Keraniganj	126,258	54,239	2.3	186,424	31,512	5.9	354	151	2.3	8,206	4,177	2.0	850	149	5.7
127	Dhaka CWH	Lohajang	46,500	22,153	2.1	21,660	10,869	2.0	79	25	3.2	2,009	981	2.0	192	60	3.2
128	Dhaka CWH	Manikganj Sadar	90,200	44,515	2.0	36,855	16,961	2.2	141	39	3.6	5,193	2,433	2.1	100	92	1.1
129	Dhaka CWH	Manohardi	63,600	30,417	2.1	543,433	15,966	34.0	251	73	3.4	5,206	2,580	2.0	0	19	0.0
130	Dhaka CWH	Mirpur	377,600	225,568	1.7	97,575	54,304	1.8	1,087	560	1.9	31,128	14,715	2.1	700	474	1.5
131	Dhaka CWH	Munshiganj Sadar	81,200	35,561	2.3	39,570	18,762	2.1	145	34	4.3	4,061	1,941	2.1	0	135	0.0
132	Dhaka CWH	Narayanganj Sadar	213,100	141,023	1.5	104,040	57,264	1.8	329	149	2.2	19,656	10,444	1.9	51	152	0.3
133	Dhaka CWH	Narsingdi Sadar	166,935	88,311	1.9	294,654	58,469	5.0	332	94	3.5	19,677	9,933	2.0	1,740	101	17.2
134	Dhaka CWH	Nawabganj	47,200	21,129	2.2	27,855	13,286	2.1	150	22	6.8	2,195	887	2.5	300	60	5.0
135	Dhaka CWH	Palash	27,300	11,100	2.5	22,290	12,226	1.8	144	30	4.8	3,297	1,427	2.3	0	33	0.0
136	Dhaka CWH	Roypura	96,600	78,400	1.2	62,205	23,798	2.6	298	86	3.5	12,794	5,501	2.3	492	24	20.5
137	Dhaka CWH	Rupganj	970,277	43,260	22.4	68,845	35,298	2.0	413	62	6.7	7,170	3,635	2.0	0	70	0.0
138	Dhaka CWH	Saturia	17,800	9,133	1.9	14,325	8,984	1.6	113	25	4.5	1,139	867	1.3	300	22	13.6
139	Dhaka CWH	Savar	296,300	83,465	3.5	120,120	38,042	3.2	236	93	2.5	6,509	3,262	2.0	100	100	1.0
140	Dhaka CWH	Serajdikhan	55,900	28,692	1.9	40,105	20,692	1.9	128	34	3.8	3,736	1,733	2.2	300	50	6.0
141	Dhaka CWH	Shibalaya	48,836	16,855	2.9	77,868	11,635	6.7	58	21	2.8	3,357	1,641	2.0	308	46	6.7
142	Dhaka CWH	Shibpur	55,600	26,769	2.1	36,969	20,386	1.8	174	48	3.6	4,862	3,152	1.5	128	66	1.9
143	Dhaka CWH	Singair	59,000	28,152	2.1	30,970	15,591	2.0	135	29	4.7	2,542	1,218	2.1	0	44	0.0
144	Dhaka CWH	Sonargaon	63,900	27,830	2.3	51,945	23,275	2.2	240	75	3.2	6,924	3,387	2.0	0	112	0.0
145	Dhaka CWH	Sreenagar	77,380	43,037	1.8	44,530	24,173	1.8	181	42	4.3	3,372	1,616	2.1	0	16	0.0
146	Dhaka CWH	Sreepur	1,018,000	50,049	20.3	400,062	33,451	12.0	212	65	3.3	5,095	2,548	2.0	0	85	0.0
147	Dhaka CWH	Tejgaon	671,000	402,292	1.7	162,420	153,027	1.1	1,075	548	2.0	50,055	24,721	2.0	405	557	0.7
148	Dhaka CWH	Tongi	138,600	70,086	2.0	81,330	17,822	4.6	200	96	2.1	4,460	2,179	2.0	120	145	0.8
149	Dhaka CWH	Tongibari	32,800	14,863	2.2	21,465	9,437	2.3	115	12	9.6	1,182	547	2.2	201	35	5.7
150	Dinajpur RWH	Atwari	16,800	8,489	2.0	61,772	12,341	5.0	70	23	3.0	2,978	1,155	2.6	0	34	0.0

SL	Warehouse Name	Upazila Name	Condom			Shukhi			IUD			Injectables			Implant		
			CBL	AMD	MOS	CBL	AMD	MOS	CBL	AMD	MOS	CBL	AMD	MOS	CBL	AMD	MOS
151	Dinajpur RWH	Baliadangi	23,500	4,180	5.6	64,650	11,561	5.6	41	8	5.1	4,075	2,737	1.5	0	20	0.0
152	Dinajpur RWH	Biral	28,800	12,101	2.4	84,360	18,739	4.5	59	32	1.8	2,875	1,518	1.9	0	97	0.0
153	Dinajpur RWH	Birampur	16,000	6,972	2.3	64,080	6,789	9.4	92	26	3.5	3,240	400	8.1	0	46	0.0
154	Dinajpur RWH	Birganj	43,000	10,094	4.3	80,490	25,264	3.2	102	53	1.9	5,335	1,914	2.8	0	112	0.0
155	Dinajpur RWH	Bochaganj	24,200	6,146	3.9	62,247	13,666	4.6	127	28	4.5	2,377	935	2.5	0	68	0.0
156	Dinajpur RWH	Boda	19,400	7,093	2.7	40,065	19,460	2.1	78	26	3.0	5,386	2,452	2.2	0	104	0.0
157	Dinajpur RWH	Chirirbandar	37,700	5,947	6.3	81,420	17,257	4.7	48	18	2.7	3,238	1,468	2.2	0	94	0.0
158	Dinajpur RWH	Debiganj	26,700	14,395	1.9	59,340	29,625	2.0	171	51	3.4	8,070	3,764	2.1	0	128	0.0
159	Dinajpur RWH	Dinajpur Sadar	58,800	34,923	1.7	55,170	24,429	2.3	218	49	4.4	9,507	4,540	2.1	0	124	0.0
160	Dinajpur RWH	Fulbari	32,300	4,999	6.5	74,565	8,973	8.3	71	31	2.3	2,454	332	7.4	0	43	0.0
161	Dinajpur RWH	Haripur	11,600	5,522	2.1	8,775	10,642	0.8	34	10	3.4	3,437	1,421	2.4	0	17	0.0
162	Dinajpur RWH	Kaharole	19,300	3,923	4.9	55,824	9,425	5.9	81	13	6.2	3,353	890	3.8	0	63	0.0
163	Dinajpur RWH	Khansama	13,700	5,622	2.4	34,020	14,749	2.3	91	13	7.0	3,936	1,407	2.8	0	117	0.0
164	Dinajpur RWH	Nawabganj	27,400	10,549	2.6	38,955	15,595	2.5	63	17	3.7	3,807	1,603	2.4	0	75	0.0
165	Dinajpur RWH	Panchagarh Sadar	25,200	10,192	2.5	43,845	19,787	2.2	50	37	1.4	7,436	2,761	2.7	0	45	0.0
166	Dinajpur RWH	Parbatipur	58,500	27,332	2.1	59,933	27,680	2.2	236	138	1.7	7,480	3,251	2.3	192	86	2.2
167	Dinajpur RWH	Pirganj	20,600	7,172	2.9	15,420	16,158	1.0	58	24	2.4	5,223	2,006	2.6	0	91	0.0
168	Dinajpur RWH	Ranisankail	14,600	5,895	2.5	13,920	16,177	0.9	70	13	5.4	3,752	1,664	2.3	0	74	0.0
169	Dinajpur RWH	Tentulia	28,800	7,397	3.9	39,102	9,909	3.9	63	25	2.5	3,654	484	7.5	100	30	3.3
170	Dinajpur RWH	Thakurgaon Sadar	43,300	20,736	2.1	114,840	33,886	3.4	234	39	6.0	13,635	6,156	2.2	0	166	0.0
171	Faridpur RWH	Agailjhara	19,310	10,077	1.9	18,517	10,016	1.8	137	13	10.5	1,383	650	2.1	0	55	0.0
172	Faridpur RWH	Alfadanga	45,020	20,912	2.2	17,309	6,969	2.5	167	13	12.8	1,822	854	2.1	0	14	0.0
173	Faridpur RWH	Babuganj	16,600	5,324	3.1	21,225	6,997	3.0	49	26	1.9	1,419	702	2.0	0	63	0.0
174	Faridpur RWH	Baliakandi	59,400	27,540	2.2	37,245	18,359	2.0	117	34	3.4	3,551	1,409	2.5	0	75	0.0
175	Faridpur RWH	Banari Para	17,800	6,142	2.9	20,792	8,760	2.4	122	22	5.5	2,328	644	3.6	128	51	2.5

SL	Warehouse Name	Upazila Name	Condom			Shukhi			IUD			Injectables			Implant		
			CBL	AMD	MOS	CBL	AMD	MOS	CBL	AMD	MOS	CBL	AMD	MOS	CBL	AMD	MOS
176	Faridpur RWH	Barisal Sadar (kotwali)	74,600	37,209	2.0	38,950	19,129	2.0	142	55	2.6	7,006	3,473	2.0	660	100	6.6
177	Faridpur RWH	Bhanga	52,400	23,484	2.2	38,635	15,601	2.5	152	49	3.1	5,199	839	6.2	0	23	0.0
178	Faridpur RWH	Bhedarganj	34,000	14,133	2.4	26,745	10,123	2.6	92	32	2.9	4,481	1,986	2.3	128	36	3.6
179	Faridpur RWH	Boalmari	55,500	29,494	1.9	33,760	15,921	2.1	141	33	4.3	3,481	1,697	2.1	0	66	0.0
180	Faridpur RWH	Char Bhadrasan	13,600	6,787	2.0	3,969	2,832	1.4	46	10	4.6	1,029	255	4.0	0	13	0.0
181	Faridpur RWH	Damudya	23,500	8,866	2.7	17,985	5,284	3.4	64	22	2.9	1,707	671	2.5	80	15	5.3
182	Faridpur RWH	Faridpur Sadar	113,400	50,859	2.2	50,030	21,027	2.4	107	56	1.9	7,330	3,355	2.2	64	80	0.8
183	Faridpur RWH	Gaurnadi	29,400	9,658	3.0	27,175	10,214	2.7	147	24	6.1	2,344	1,205	1.9	8	42	0.2
184	Faridpur RWH	Goalanda	48,800	24,848	2.0	15,075	7,180	2.1	109	12	9.1	3,988	1,699	2.3	0	68	0.0
185	Faridpur RWH	Gopalganj Sadar	85,836	33,019	2.6	48,217	17,206	2.8	230	54	4.3	6,380	1,255	5.1	73	45	1.6
186	Faridpur RWH	Gosairhat	33,300	14,224	2.3	25,830	9,834	2.6	208	69	3.0	2,063	1,070	1.9	128	29	4.4
187	Faridpur RWH	Jhalokati Sadar	21,800	10,274	2.1	24,915	9,924	2.5	36	49	0.7	2,149	976	2.2	64	75	0.9
188	Faridpur RWH	Kalkini	33,200	13,039	2.5	32,685	14,528	2.2	146	22	6.6	3,675	1,466	2.5	0	65	0.0
189	Faridpur RWH	Kashiani	28,500	28,253	1.0	24,245	18,310	1.3	95	24	4.0	4,383	1,621	2.7	256	9	28.4
190	Faridpur RWH	Kotalipara	59,200	9,764	6.1	35,850	15,294	2.3	146	12	12.2	2,298	741	3.1	50	59	0.8
191	Faridpur RWH	Madaripur Sadar	43,000	22,035	2.0	52,380	23,890	2.2	224	81	2.8	8,294	4,747	1.7	292	111	2.6
192	Faridpur RWH	Madhukhali	36,600	17,177	2.1	42,885	17,450	2.5	101	31	3.3	4,137	1,681	2.5	0	39	0.0
193	Faridpur RWH	Muksudpur	88,000	38,743	2.3	71,122	31,129	2.3	128	43	3.0	5,582	2,368	2.4	192	59	3.3
194	Faridpur RWH	Nagarkanda	39,100	17,553	2.2	29,200	12,447	2.3	78	25	3.1	1,956	711	2.8	0	19	0.0
195	Faridpur RWH	Naria	57,200	12,082	4.7	37,415	12,611	3.0	76	33	2.3	5,747	1,000	5.7	192	26	7.4
196	Faridpur RWH	Nesarabad (swarupkati)	23,100	9,702	2.4	26,550	12,305	2.2	106	29	3.7	3,515	1,026	3.4	0	32	0.0
197	Faridpur RWH	Pangsha	72,000	38,610	1.9	51,740	27,698	1.9	141	56	2.5	5,764	2,529	2.3	320	133	2.4
198	Faridpur RWH	Rajbari Sadar	60,100	33,198	1.8	35,055	17,569	2.0	338	119	2.8	6,306	2,679	2.4	320	214	1.5
199	Faridpur RWH	Rajoir	35,200	17,028	2.1	36,720	16,926	2.2	124	23	5.4	3,530	1,648	2.1	0	26	0.0
200	Faridpur RWH	Sadarpur	31,100	14,445	2.2	48,446	8,082	6.0	79	19	4.2	2,566	805	3.2	0	31	0.0

SL	Warehouse Name	Upazila Name	Condom			Shukhi			IUD			Injectables			Implant		
			CBL	AMD	MOS	CBL	AMD	MOS	CBL	AMD	MOS	CBL	AMD	MOS	CBL	AMD	MOS
201	Faridpur RWH	Saltha	31,600	13,311	2.4	23,685	9,628	2.5	50	27	1.9	1,891	733	2.6	0	56	0.0
202	Faridpur RWH	Shariatpur Sadar	37,800	15,680	2.4	21,986	8,711	2.5	200	50	4.0	3,793	1,223	3.1	384	51	7.5
203	Faridpur RWH	Shib Char	58,000	31,429	1.8	48,240	24,595	2.0	250	35	7.1	4,200	2,892	1.5	54	87	0.6
204	Faridpur RWH	Tungipara	37,500	17,960	2.1	26,205	12,562	2.1	18	10	1.8	1,901	708	2.7	0	20	0.0
205	Faridpur RWH	Wazirpur	38,900	13,317	2.9	33,090	15,233	2.2	130	16	8.1	3,557	1,113	3.2	100	91	1.1
206	Faridpur RWH	Zanjira	39,300	17,818	2.2	30,360	11,102	2.7	115	35	3.3	3,226	1,131	2.9	0	37	0.0
207	Jamalpur RWH	Bakshiganj	34,200	16,724	2.0	27,675	13,344	2.1	109	48	2.3	2,224	1,001	2.2	84	72	1.2
208	Jamalpur RWH	Char Rajibpur	97,600	44,805	2.2	13,342	7,029	1.9	97	6	16.2	3,523	1,479	2.4	144	17	8.5
209	Jamalpur RWH	Dewanganj	65,200	30,323	2.2	35,805	17,544	2.0	176	35	5.0	7,555	3,714	2.0	412	135	3.1
210	Jamalpur RWH	Islampur	77,900	41,633	1.9	54,544	26,209	2.1	188	44	4.3	6,320	2,905	2.2	310	145	2.1
211	Jamalpur RWH	Jamalpur Sadar	116,200	55,943	2.1	87,973	44,779	2.0	316	107	3.0	11,555	5,565	2.1	412	188	2.2
212	Jamalpur RWH	Jhenaigati	35,000	15,232	2.3	59,340	16,530	3.6	32	14	2.3	2,964	1,338	2.2	64	44	1.5
213	Jamalpur RWH	Madarganj	47,100	23,308	2.0	36,645	17,162	2.1	103	77	1.3	2,730	1,312	2.1	264	72	3.7
214	Jamalpur RWH	Melandaha	144,800	29,531	4.9	90,330	21,854	4.1	190	50	3.8	6,550	2,860	2.3	350	49	7.1
215	Jamalpur RWH	Nakla	191,100	11,271	17.0	157,235	13,380	11.8	83	24	3.5	3,231	1,668	1.9	222	82	2.7
216	Jamalpur RWH	Nalitabari	51,400	22,706	2.3	42,870	19,913	2.2	41	17	2.4	3,605	1,686	2.1	192	68	2.8
217	Jamalpur RWH	Raumari	96,600	52,370	1.8	29,505	12,895	2.3	34	20	1.7	5,843	2,573	2.3	64	57	1.1
218	Jamalpur RWH	Sarishabari	63,900	30,111	2.1	54,825	22,930	2.4	158	63	2.5	4,099	2,022	2.0	0	63	0.0
219	Jamalpur RWH	Sherpur Sadar	87,600	42,464	2.1	90,835	36,607	2.5	162	83	2.0	19,095	9,419	2.0	338	57	5.9
220	Jamalpur RWH	Sreebardi	168,100	19,581	8.6	116,060	17,215	6.7	90	11	8.2	3,954	1,829	2.2	192	67	2.9
221	Jessore RWH	Abhaynagar	48,100	21,454	2.2	26,115	11,183	2.3	105	37	2.8	5,774	2,806	2.1	128	42	3.0
222	Jessore RWH	Bagher Para	51,200	33,405	1.5	28,600	15,230	1.9	114	50	2.3	3,978	1,976	2.0	64	58	1.1
223	Jessore RWH	Chaugachha	93,600	21,976	4.3	27,555	12,780	2.2	189	14	13.5	3,930	1,642	2.4	128	36	3.6
224	Jessore RWH	Harinakunda	54,700	8,773	6.2	34,720	15,546	2.2	128	18	7.1	2,405	1,118	2.2	320	51	6.3
225	Jessore RWH	Jessore Sadar	92,200	89,929	1.0	53,010	50,648	1.0	140	93	1.5	17,663	8,994	2.0	196	153	1.3

SL	Warehouse Name	Upazila Name	Condom			Shukhi			IUD			Injectables			Implant		
			CBL	AMD	MOS	CBL	AMD	MOS	CBL	AMD	MOS	CBL	AMD	MOS	CBL	AMD	MOS
226	Jessore RWH	Jhenaidah Sadar	71,400	34,906	2.0	49,755	28,129	1.8	267	97	2.8	7,715	3,719	2.1	408	102	4.0
227	Jessore RWH	Jhikargachha	48,500	19,965	2.4	16,485	13,321	1.2	100	44	2.3	1,600	2,757	0.6	10	40	0.3
228	Jessore RWH	Kalia	113,300	18,895	6.0	21,565	11,219	1.9	85	18	4.7	1,450	814	1.8	0	35	0.0
229	Jessore RWH	Kaliganj	43,700	21,855	2.0	27,000	17,430	1.5	240	16	15.0	2,892	1,416	2.0	128	22	5.8
230	Jessore RWH	Keshabpur	38,900	15,772	2.5	19,770	13,587	1.5	44	20	2.2	4,755	2,572	1.8	128	40	3.2
231	Jessore RWH	Kotchandpur	24,810	7,009	3.5	21,570	7,398	2.9	110	11	10.0	2,750	1,007	2.7	64	12	5.3
232	Jessore RWH	Lohagara	10,100	27,634	0.4	14,920	15,165	1.0	140	30	4.7	4,800	1,848	2.6	0	26	0.0
233	Jessore RWH	Magura Sadar	29,700	37,443	0.8	19,105	34,199	0.6	200	73	2.7	7,442	3,917	1.9	128	84	1.5
234	Jessore RWH	Maheshpur	189,400	23,881	7.9	52,650	14,981	3.5	114	34	3.4	8,700	3,222	2.7	256	53	4.8
235	Jessore RWH	Manirampur	61,800	31,023	2.0	30,285	26,058	1.2	225	110	2.0	11,995	6,485	1.8	192	76	2.5
236	Jessore RWH	Mohammadpur	18,600	6,712	2.8	15,700	11,393	1.4	141	18	7.8	1,891	941	2.0	218	35	6.2
237	Jessore RWH	Narail Sadar	60,000	32,546	1.8	15,175	21,208	0.7	296	40	7.4	7,066	2,249	3.1	128	52	2.5
238	Jessore RWH	Shailkupa	62,600	29,564	2.1	40,050	25,531	1.6	138	30	4.6	3,705	1,852	2.0	64	103	0.6
239	Jessore RWH	Shalikka	17,160	6,219	2.8	8,913	8,148	1.1	93	18	5.2	1,296	565	2.3	0	31	0.0
240	Jessore RWH	Sharsha	45,000	33,991	1.3	22,260	19,527	1.1	137	52	2.6	7,532	3,643	2.1	256	49	5.2
241	Jessore RWH	Sreepur	35,900	12,255	2.9	25,440	10,979	2.3	63	18	3.5	2,165	979	2.2	128	56	2.3
242	Khulna RWH	Assasuni	30,400	19,441	1.6	25,905	22,750	1.1	80	9	8.9	3,560	1,569	2.3	0	60	0.0
243	Khulna RWH	Bagerhat Sadar	56,000	29,143	1.9	47,295	20,058	2.4	165	60	2.8	4,666	2,172	2.1	0	58	0.0
244	Khulna RWH	Batiaghata	33,700	15,987	2.1	23,760	13,847	1.7	63	18	3.5	2,380	842	2.8	0	39	0.0
245	Khulna RWH	Bhandaria	25,400	12,133	2.1	20,160	7,734	2.6	135	22	6.1	2,369	1,021	2.3	64	36	1.8
246	Khulna RWH	Chitalmari	38,300	19,855	1.9	21,680	11,070	2.0	172	10	17.2	2,173	1,348	1.6	0	28	0.0
247	Khulna RWH	Dacope	66,000	8,959	7.4	44,550	12,497	3.6	58	3	19.3	2,136	752	2.8	0	54	0.0
248	Khulna RWH	Daulatpur	309,800	61,295	5.1	74,850	19,641	3.8	230	68	3.4	13,500	5,841	2.3	40	190	0.2
249	Khulna RWH	Debhata	26,300	12,129	2.2	20,085	7,787	2.6	34	6	5.7	1,517	514	3.0	128	21	6.1
250	Khulna RWH	Dumuria	135,600	27,788	4.9	88,615	22,727	3.9	176	56	3.1	4,594	2,465	1.9	192	114	1.7

SL	Warehouse Name	Upazila Name	Condom			Shukhi			IUD			Injectables			Implant		
			CBL	AMD	MOS	CBL	AMD	MOS	CBL	AMD	MOS	CBL	AMD	MOS	CBL	AMD	MOS
251	Khulna RWH	Fakirhat	30,600	13,282	2.3	18,900	9,356	2.0	67	19	3.5	1,314	846	1.6	0	30	0.0
252	Khulna RWH	Kachua	41,800	14,710	2.8	23,655	8,193	2.9	74	19	3.9	1,789	794	2.3	0	13	0.0
253	Khulna RWH	Kalaroa	55,500	23,859	2.3	26,565	10,433	2.5	124	15	8.3	2,192	1,621	1.4	10	68	0.1
254	Khulna RWH	Kaliganj	334,600	26,778	12.5	53,430	20,606	2.6	40	19	2.1	3,020	1,507	2.0	328	39	8.4
255	Khulna RWH	Kanthalia	18,100	7,604	2.4	14,475	5,550	2.6	71	13	5.5	1,506	733	2.1	20	29	0.7
256	Khulna RWH	Kawkhali	13,400	4,279	3.1	11,915	3,740	3.2	90	18	5.0	685	339	2.0	0	25	0.0
257	Khulna RWH	Khulna Sadar	241,600	138,744	1.7	52,081	47,584	1.1	203	114	1.8	8,193	6,407	1.3	93	99	0.9
258	Khulna RWH	Koyra	36,600	14,466	2.5	31,740	19,106	1.7	45	13	3.5	1,254	631	2.0	128	26	4.9
259	Khulna RWH	Mathbaria	96,700	13,935	6.9	81,450	16,604	4.9	205	68	3.0	3,509	1,659	2.1	64	41	1.6
260	Khulna RWH	Mollahat	36,800	12,649	2.9	20,595	10,809	1.9	86	12	7.2	1,752	525	3.3	0	14	0.0
261	Khulna RWH	Mongla	35,900	24,451	1.5	17,985	12,477	1.4	82	28	2.9	3,081	1,726	1.8	0	30	0.0
262	Khulna RWH	Morrelganj	140,900	25,275	5.6	223,010	25,996	8.6	144	63	2.3	6,636	2,035	3.3	0	45	0.0
263	Khulna RWH	Nazirpur	30,900	13,798	2.2	26,775	11,597	2.3	72	18	4.0	3,370	1,188	2.8	128	45	2.8
264	Khulna RWH	Paikgachha	37,700	13,337	2.8	39,240	21,329	1.8	120	19	6.3	3,175	1,268	2.5	0	61	0.0
265	Khulna RWH	Phultala	76,400	17,104	4.5	27,840	6,935	4.0	130	51	2.5	4,100	1,027	4.0	64	24	2.7
266	Khulna RWH	Pirojpur Sadar	25,700	11,633	2.2	20,280	8,761	2.3	136	52	2.6	2,393	1,018	2.4	14	54	0.3
267	Khulna RWH	Rajapur	18,900	9,116	2.1	16,965	5,699	3.0	48	9	5.3	1,621	681	2.4	30	21	1.4
268	Khulna RWH	Rampal	84,600	16,538	5.1	46,825	11,281	4.2	56	25	2.2	2,556	546	4.7	128	20	6.4
269	Khulna RWH	Rupsa	39,100	16,834	2.3	26,820	10,513	2.6	130	66	2.0	2,013	621	3.2	0	115	0.0
270	Khulna RWH	Sarankhola	85,000	15,390	5.5	45,075	11,569	3.9	56	28	2.0	3,157	1,427	2.2	84	23	3.7
271	Khulna RWH	Satkhira Sadar	61,700	56,998	1.1	33,430	23,807	1.4	199	59	3.4	8,449	4,470	1.9	150	72	2.1
272	Khulna RWH	Shyamnagar	415,900	21,102	19.7	62,220	25,802	2.4	89	15	5.9	2,600	1,212	2.1	200	82	2.4
273	Khulna RWH	Tala	31,800	14,669	2.2	35,280	17,167	2.1	87	68	1.3	4,290	2,264	1.9	0	50	0.0
274	Khulna RWH	Terokhada	150,100	20,565	7.3	90,480	11,187	8.1	65	13	5.0	1,330	557	2.4	0	17	0.0
275	Khulna RWH	Zianagar	9,100	3,422	2.7	7,840	3,868	2.0	73	27	2.7	1,444	530	2.7	14	22	0.6

SL	Warehouse Name	Upazila Name	Condom			Shukhi			IUD			Injectables			Implant		
			CBL	AMD	MOS	CBL	AMD	MOS	CBL	AMD	MOS	CBL	AMD	MOS	CBL	AMD	MOS
276	Kushtia RWH	Alamdanga	34,500	18,910	1.8	37,575	18,446	2.0	35	23	1.5	6,050	3,120	1.9	256	73	3.5
277	Kushtia RWH	Bheramara	54,000	24,534	2.2	22,170	10,787	2.1	9	7	1.3	3,991	1,974	2.0	0	16	0.0
278	Kushtia RWH	Chuadanga Sadar	74,400	35,043	2.1	34,365	16,503	2.1	66	63	1.0	7,582	3,803	2.0	0	39	0.0
279	Kushtia RWH	Damurhuda	50,800	20,003	2.5	28,605	12,792	2.2	74	20	3.7	6,440	3,203	2.0	0	40	0.0
280	Kushtia RWH	Daulatpur	90,516	45,200	2.0	50,843	24,321	2.1	24	6	4.0	8,662	4,074	2.1	0	28	0.0
281	Kushtia RWH	Gangni	71,400	34,279	2.1	36,330	19,677	1.8	36	25	1.4	10,254	5,431	1.9	90	23	3.9
282	Kushtia RWH	Jiban Nagar	33,900	15,334	2.2	24,240	11,310	2.1	81	23	3.5	4,885	1,778	2.7	0	55	0.0
283	Kushtia RWH	Khoksa	37,300	17,913	2.1	18,040	8,419	2.1	7	3	2.3	1,198	559	2.1	0	40	0.0
284	Kushtia RWH	Kumarkhali	65,180	33,112	2.0	32,601	15,231	2.1	47	19	2.5	5,426	2,697	2.0	0	65	0.0
285	Kushtia RWH	Kushtia Sadar	118,700	54,810	2.2	66,315	31,102	2.1	119	52	2.3	11,822	5,150	2.3	232	162	1.4
286	Kushtia RWH	Meherpur Sadar	39,400	31,602	1.2	11,970	13,447	0.9	27	24	1.1	2,484	3,137	0.8	64	34	1.9
287	Kushtia RWH	Mirpur	54,900	26,836	2.0	35,445	17,766	2.0	6	13	0.5	4,842	2,247	2.2	64	35	1.8
288	Kushtia RWH	Mujib Nagar	18,100	7,987	2.3	8,385	3,535	2.4	35	3	11.7	2,932	1,347	2.2	0	28	0.0
289	Mymensingh RWH	Atpara	25,100	10,312	2.4	30,965	13,337	2.3	50	7	7.1	1,596	770	2.1	0	34	0.0
290	Mymensingh RWH	Austagram	34,700	14,716	2.4	25,890	8,944	2.9	72	27	2.7	2,509	1,189	2.1	256	20	12.8
291	Mymensingh RWH	Bajitpur	44,400	20,339	2.2	37,905	15,517	2.4	49	11	4.5	1,980	902	2.2	0	39	0.0
292	Mymensingh RWH	Barhatta	36,700	16,341	2.2	32,550	14,052	2.3	82	11	7.5	3,238	1,532	2.1	0	92	0.0
293	Mymensingh RWH	Bhairab	68,000	34,990	1.9	50,640	20,805	2.4	100	23	4.3	4,514	1,977	2.3	0	78	0.0
294	Mymensingh RWH	Bhaluka	56,600	30,224	1.9	53,100	31,730	1.7	216	71	3.0	4,168	1,779	2.3	448	68	6.6
295	Mymensingh RWH	Dharampasha	41,000	20,893	2.0	35,880	17,055	2.1	45	17	2.6	3,950	1,870	2.1	0	227	0.0
296	Mymensingh RWH	Dhobaura	50,000	23,476	2.1	40,515	16,406	2.5	45	12	3.8	3,600	1,482	2.4	20	11	1.8
297	Mymensingh RWH	Durgapur	40,900	22,275	1.8	28,089	19,442	1.4	54	34	1.6	4,198	2,441	1.7	478	55	8.7
298	Mymensingh RWH	Fulbaria	57,500	20,898	2.8	90,045	40,023	2.2	147	34	4.3	3,656	1,401	2.6	128	29	4.4
299	Mymensingh RWH	Gaffargaon	99,300	52,210	1.9	71,730	36,697	2.0	107	28	3.8	4,352	2,282	1.9	320	34	9.4
300	Mymensingh RWH	Gauripur	42,500	21,588	2.0	58,905	24,186	2.4	89	41	2.2	4,436	2,046	2.2	256	33	7.8

SL	Warehouse Name	Upazila Name	Condom			Shukhi			IUD			Injectables			Implant		
			CBL	AMD	MOS	CBL	AMD	MOS	CBL	AMD	MOS	CBL	AMD	MOS	CBL	AMD	MOS
301	Mymensingh RWH	Haluaghat	61,600	24,435	2.5	61,830	27,512	2.2	244	11	22.2	3,597	1,775	2.0	0	125	0.0
302	Mymensingh RWH	Hossainpur	45,300	16,683	2.7	42,240	18,673	2.3	129	34	3.8	3,142	1,465	2.1	64	34	1.9
303	Mymensingh RWH	Ishwarganj	44,100	18,416	2.4	84,610	41,444	2.0	73	9	8.1	3,934	1,705	2.3	128	49	2.6
304	Mymensingh RWH	Itna	38,100	18,390	2.1	41,385	17,720	2.3	103	21	4.9	1,345	716	1.9	0	44	0.0
305	Mymensingh RWH	Kalmakanda	57,500	33,966	1.7	23,870	29,656	0.8	69	10	6.9	3,620	1,703	2.1	3	40	0.1
306	Mymensingh RWH	Karimganj	45,800	20,683	2.2	53,060	21,065	2.5	99	34	2.9	2,646	1,330	2.0	128	83	1.5
307	Mymensingh RWH	Katiadi	76,497	36,306	2.1	40,673	19,534	2.1	143	52	2.8	4,747	2,178	2.2	0	43	0.0
308	Mymensingh RWH	Kendua	37,100	16,211	2.3	53,805	24,606	2.2	187	34	5.5	3,052	1,285	2.4	70	72	1.0
309	Mymensingh RWH	Khaliajuri	16,800	6,763	2.5	13,790	6,403	2.2	38	9	4.2	1,249	483	2.6	128	10	12.8
310	Mymensingh RWH	Kishoreganj Sadar	95,600	45,250	2.1	68,325	31,175	2.2	200	79	2.5	4,803	2,355	2.0	492	90	5.5
311	Mymensingh RWH	Kuliar Char	34,500	18,145	1.9	33,660	14,734	2.3	78	21	3.7	2,366	1,375	1.7	64	39	1.6
312	Mymensingh RWH	Madan	29,000	13,285	2.2	35,732	14,406	2.5	50	10	5.0	1,317	749	1.8	0	24	0.0
313	Mymensingh RWH	Mithamain	32,400	12,432	2.6	20,685	8,375	2.5	66	7	9.4	592	241	2.5	256	17	15.1
314	Mymensingh RWH	Mohanganj	27,800	12,460	2.2	44,315	20,352	2.2	88	22	4.0	1,994	1,061	1.9	192	32	6.0
315	Mymensingh RWH	Muktagachha	62,600	29,998	2.1	92,715	39,797	2.3	58	15	3.9	4,377	1,945	2.3	256	43	6.0
316	Mymensingh RWH	Mymensingh Sadar	187,200	79,392	2.4	117,405	52,187	2.2	396	220	1.8	8,283	3,732	2.2	192	294	0.7
317	Mymensingh RWH	Nandail	36,300	17,121	2.1	103,680	51,169	2.0	70	53	1.3	4,910	2,578	1.9	512	29	17.7
318	Mymensingh RWH	Netrakona Sadar	60,900	32,270	1.9	58,125	26,828	2.2	86	26	3.3	5,790	2,640	2.2	64	116	0.6
319	Mymensingh RWH	Nikli	31,000	16,590	1.9	22,466	8,295	2.7	67	32	2.1	1,474	833	1.8	128	39	3.3
320	Mymensingh RWH	Pakundia	50,200	20,945	2.4	42,975	17,433	2.5	70	29	2.4	3,728	1,481	2.5	256	42	6.1
321	Mymensingh RWH	Phulpur	57,900	28,387	2.0	86,845	51,180	1.7	173	77	2.2	4,479	2,064	2.2	1,024	144	7.1
322	Mymensingh RWH	Purbadhala	46,200	19,942	2.3	57,540	25,924	2.2	40	24	1.7	5,013	2,419	2.1	128	86	1.5
323	Mymensingh RWH	Tarail	39,050	21,241	1.8	30,075	14,278	2.1	70	16	4.4	1,544	819	1.9	0	33	0.0
324	Mymensingh RWH	Trishal	64,900	33,809	1.9	84,240	43,274	1.9	97	30	3.2	4,615	2,054	2.2	712	124	5.7
325	Noakhali RWH	Begumganj	19,668	30,582	0.6	12,900	17,216	0.7	106	107	1.0	1,532	2,530	0.6	0	109	0.0

SL	Warehouse Name	Upazila Name	Condom			Shukhi			IUD			Injectables			Implant		
			CBL	AMD	MOS	CBL	AMD	MOS	CBL	AMD	MOS	CBL	AMD	MOS	CBL	AMD	MOS
326	Noakhali RWH	Chatkhil	13,300	6,230	2.1	13,380	5,523	2.4	137	12	11.4	1,539	950	1.6	0	32	0.0
327	Noakhali RWH	Chhagalnaiya	11,500	10,411	1.1	16,980	7,314	2.3	111	18	6.2	11,278	1,090	10.3	0	21	0.0
328	Noakhali RWH	Companiganj	14,500	13,912	1.0	4,155	8,569	0.5	66	25	2.6	2,756	1,591	1.7	100	34	2.9
329	Noakhali RWH	Daganbhuiyan	30,000	24,602	1.2	14,400	8,848	1.6	105	26	4.0	2,880	1,342	2.1	0	28	0.0
330	Noakhali RWH	Feni Sadar	64,700	60,901	1.1	22,434	20,649	1.1	125	131	1.0	5,940	4,680	1.3	126	66	1.9
331	Noakhali RWH	Fulgazi	20,200	12,029	1.7	21,690	5,913	3.7	133	19	7.0	1,657	753	2.2	50	12	4.2
332	Noakhali RWH	Hatiya	11,200	18,863	0.6	1,635	15,620	0.1	242	48	5.0	1,903	3,015	0.6	200	268	0.7
333	Noakhali RWH	Kabirhat	20,300	13,910	1.5	13,575	8,559	1.6	129	17	7.6	2,605	1,636	1.6	10	40	0.3
334	Noakhali RWH	Kamalnagar	30,800	9,865	3.1	28,659	6,708	4.3	122	12	10.2	4,499	3,342	1.3	100	67	1.5
335	Noakhali RWH	Lakshmipur Sadar	18,500	26,863	0.7	15,690	20,379	0.8	100	141	0.7	6,200	7,095	0.9	200	173	1.2
336	Noakhali RWH	Noakhali Sadar	6,675	43,914	0.2	2,689	16,749	0.2	95	52	1.8	3,521	4,138	0.9	0	58	0.0
337	Noakhali RWH	Parshuram	22,000	12,930	1.7	18,044	5,809	3.1	70	13	5.4	4,503	1,022	4.4	0	21	0.0
338	Noakhali RWH	Ramganj	18,300	8,432	2.2	9,030	6,078	1.5	129	49	2.6	3,526	1,829	1.9	0	54	0.0
339	Noakhali RWH	Ramgati	30,157	7,957	3.8	18,448	8,229	2.2	114	20	5.7	7,896	3,776	2.1	100	70	1.4
340	Noakhali RWH	Roypur	20,000	4,944	4.0	12,000	9,583	1.3	180	52	3.5	5,170	1,722	3.0	50	51	1.0
341	Noakhali RWH	Senbagh	28,100	16,986	1.7	10,920	9,913	1.1	122	22	5.5	2,995	1,593	1.9	100	56	1.8
342	Noakhali RWH	Sonagazi	61,800	18,008	3.4	77,850	10,458	7.4	115	31	3.7	6,200	2,794	2.2	100	33	3.0
343	Noakhali RWH	Sonaimuri	23,800	12,614	1.9	15,360	8,843	1.7	38	19	2.0	2,914	1,975	1.5	10	41	0.2
344	Noakhali RWH	Subarnachar	30,300	25,191	1.2	20,990	9,237	2.3	70	6	11.7	3,540	1,836	1.9	100	47	2.1
345	Pabna RWH	Atgharia	23,900	9,999	2.4	40,740	10,953	3.7	105	15	7.0	2,583	692	3.7	0	29	0.0
346	Pabna RWH	Belkuchi	97,500	50,221	1.9	55,335	26,601	2.1	114	21	5.4	4,548	2,121	2.1	0	22	0.0
347	Pabna RWH	Bera	28,800	13,373	2.2	30,645	14,905	2.1	149	68	2.2	2,862	1,437	2.0	20	44	0.5
348	Pabna RWH	Bhangura	43,800	12,065	3.6	53,840	9,149	5.9	73	15	4.9	533	255	2.1	100	28	3.6
349	Pabna RWH	Chatmohar	76,900	36,507	2.1	58,440	28,139	2.1	235	58	4.1	2,743	1,228	2.2	100	81	1.2
350	Pabna RWH	Faridpur	31,000	7,454	4.2	58,245	5,883	9.9	93	19	4.9	2,672	1,270	2.1	200	33	6.1

SL	Warehouse Name	Upazila Name	Condom			Shukhi			IUD			Injectables			Implant		
			CBL	AMD	MOS	CBL	AMD	MOS	CBL	AMD	MOS	CBL	AMD	MOS	CBL	AMD	MOS
351	Pabna RWH	Ishwardi	65,800	37,818	1.7	68,136	18,723	3.6	91	40	2.3	5,466	2,661	2.1	200	80	2.5
352	Pabna RWH	Kamarkhanda	16,000	8,305	1.9	30,475	8,438	3.6	108	15	7.2	3,110	1,166	2.7	0	27	0.0
353	Pabna RWH	Kazipur	57,400	36,393	1.6	41,565	17,245	2.4	139	72	1.9	2,500	2,497	1.0	0	117	0.0
354	Pabna RWH	Pabna Sadar	114,800	80,856	1.4	95,340	51,831	1.8	230	151	1.5	2,100	9,890	0.2	300	74	4.1
355	Pabna RWH	Royganj	69,500	27,777	2.5	57,600	18,823	3.1	240	41	5.9	7,030	2,560	2.7	0	29	0.0
356	Pabna RWH	Santhia	51,100	31,039	1.6	55,050	28,796	1.9	117	47	2.5	11,300	5,164	2.2	0	30	0.0
357	Pabna RWH	Shahjadpur	98,700	66,251	1.5	57,120	31,698	1.8	414	190	2.2	15,784	8,178	1.9	100	109	0.9
358	Pabna RWH	Sirajganj Sadar	66,500	52,586	1.3	61,461	29,208	2.1	10	58	0.2	7,485	4,748	1.6	0	47	0.0
359	Pabna RWH	Sujanagar	48,800	22,888	2.1	38,925	16,618	2.3	171	90	1.9	5,146	2,578	2.0	100	30	3.3
360	Pabna RWH	Tarash	34,900	16,317	2.1	39,960	18,165	2.2	130	56	2.3	3,119	1,119	2.8	0	41	0.0
361	Pabna RWH	Ullah Para	157,000	80,681	1.9	98,565	45,658	2.2	249	82	3.0	10,500	5,031	2.1	0	61	0.0
362	Patuakhali RWH	Amtali	23,300	10,296	2.3	37,530	17,453	2.2	53	20	2.7	4,585	1,903	2.4	400	170	2.4
363	Patuakhali RWH	Bakerganj	37,300	18,806	2.0	32,550	15,570	2.1	105	29	3.6	5,058	2,301	2.2	236	61	3.9
364	Patuakhali RWH	Bamna	10,100	2,307	4.4	8,880	3,818	2.3	60	20	3.0	523	216	2.4	0	71	0.0
365	Patuakhali RWH	Barguna Sadar	19,100	8,312	2.3	26,280	13,973	1.9	290	75	3.9	7,650	4,044	1.9	200	87	2.3
366	Patuakhali RWH	Bauphal	29,200	13,053	2.2	42,480	19,447	2.2	160	42	3.8	5,350	2,722	2.0	300	100	3.0
367	Patuakhali RWH	Betagi	24,300	3,538	6.9	18,015	5,040	3.6	135	20	6.8	1,560	757	2.1	0	22	0.0
368	Patuakhali RWH	Dashmina	11,700	3,533	3.3	12,045	5,332	2.3	46	23	2.0	2,197	964	2.3	200	38	5.3
369	Patuakhali RWH	Dumki	11,700	3,543	3.3	6,855	3,104	2.2	26	10	2.6	1,069	493	2.2	100	15	6.7
370	Patuakhali RWH	Galachipa	22,900	10,185	2.2	39,639	21,467	1.8	75	15	5.0	8,305	4,200	2.0	50	82	0.6
371	Patuakhali RWH	Kalapara	28,800	13,290	2.2	30,660	15,639	2.0	80	42	1.9	7,284	3,459	2.1	600	49	12.2
372	Patuakhali RWH	Mirzaganj	16,400	8,101	2.0	14,675	6,966	2.1	61	8	7.6	1,371	645	2.1	200	45	4.4
373	Patuakhali RWH	Nalchity	18,200	8,043	2.3	16,560	7,636	2.2	99	33	3.0	3,464	1,689	2.1	128	44	2.9
374	Patuakhali RWH	Patharghata	13,300	4,819	2.8	15,570	7,164	2.2	90	18	5.0	3,220	1,541	2.1	100	47	2.1
375	Patuakhali RWH	Patuakhali Sadar	48,100	19,425	2.5	28,305	13,785	2.1	235	93	2.5	8,700	3,829	2.3	184	88	2.1

SL	Warehouse Name	Upazila Name	Condom			Shukhi			IUD			Injectables			Implant		
			CBL	AMD	MOS	CBL	AMD	MOS	CBL	AMD	MOS	CBL	AMD	MOS	CBL	AMD	MOS
376	Rajshahi RWH	Bagatipara	69,400	13,439	5.2	371,325	7,527	49.3	65	12	5.4	1,155	460	2.5	280	60	4.7
377	Rajshahi RWH	Bagha	62,800	27,030	2.3	23,760	10,665	2.2	18	14	1.3	4,325	1,639	2.6	0	38	0.0
378	Rajshahi RWH	Baghmara	89,700	46,075	1.9	235,275	33,643	7.0	218	51	4.3	5,704	2,790	2.0	0	78	0.0
379	Rajshahi RWH	Baraigram	64,700	43,497	1.5	159,075	24,753	6.4	105	40	2.6	5,597	3,410	1.6	0	66	0.0
380	Rajshahi RWH	Bholahat	45,900	9,649	4.8	22,455	5,972	3.8	26	3	8.7	2,215	636	3.5	0	13	0.0
381	Rajshahi RWH	Boalia	347,200	170,245	2.0	22,740	9,410	2.4	188	66	2.8	8,420	3,543	2.4	24	98	0.2
382	Rajshahi RWH	Chapai Nababganj Sadar	97,700	43,878	2.2	52,460	19,713	2.7	215	47	4.6	8,090	4,245	1.9	100	33	3.0
383	Rajshahi RWH	Charghat	43,700	21,929	2.0	297,555	12,789	23.3	46	13	3.5	3,134	1,143	2.7	0	49	0.0
384	Rajshahi RWH	Durgapur	63,400	20,313	3.1	288,030	10,198	28.2	43	5	8.6	2,261	726	3.1	0	33	0.0
385	Rajshahi RWH	Godagari	112,900	36,172	3.1	495,345	17,838	27.8	78	33	2.4	5,872	3,389	1.7	0	36	0.0
386	Rajshahi RWH	Gomastapur	83,300	22,793	3.7	40,215	15,021	2.7	70	18	3.9	3,095	1,443	2.1	0	32	0.0
387	Rajshahi RWH	Gurudaspur	53,900	33,173	1.6	216,202	18,540	11.7	22	16	1.4	1,938	1,613	1.2	0	90	0.0
388	Rajshahi RWH	Lalpur	93,100	31,211	3.0	237,885	18,872	12.6	104	27	3.9	3,180	2,214	1.4	0	86	0.0
389	Rajshahi RWH	Mohanpur	72,400	20,395	3.5	286,470	13,505	21.2	85	7	12.1	2,704	2,032	1.3	0	44	0.0
390	Rajshahi RWH	Nachole	46,100	11,594	4.0	35,445	6,608	5.4	21	6	3.5	2,500	1,125	2.2	0	8	0.0
391	Rajshahi RWH	Natore Sadar	98,600	44,358	2.2	44,250	21,602	2.0	335	113	3.0	4,950	1,804	2.7	0	111	0.0
392	Rajshahi RWH	Paba	101,100	44,517	2.3	45,225	14,807	3.1	98	17	5.8	8,716	3,854	2.3	100	39	2.6
393	Rajshahi RWH	Puthia	80,200	27,392	2.9	37,845	13,695	2.8	17	7	2.4	3,408	1,500	2.3	0	28	0.0
394	Rajshahi RWH	Shibganj	115,500	42,957	2.7	88,320	26,463	3.3	157	37	4.2	6,332	2,796	2.3	100	37	2.7
395	Rajshahi RWH	Singra	63,650	44,252	1.4	354,934	29,830	11.9	34	26	1.3	4,216	2,592	1.6	400	124	3.2
396	Rajshahi RWH	Tanore	129,800	15,746	8.2	305,100	14,362	21.2	89	25	3.6	1,854	1,145	1.6	0	121	0.0
397	Rangamati RWH	Baghaichhari	75,700	9,665	7.8	31,594	6,234	5.1	97	7	13.9	1,484	417	3.6	20	16	1.3
398	Rangamati RWH	Barkal	35,800	5,140	7.0	23,790	3,274	7.3	34	4	8.5	2,965	416	7.1	0	0	0.0
399	Rangamati RWH	Belai Chhari	15,400	2,123	7.3	1,725	2,258	0.8	42	2	21.0	964	128	7.5	0	5	0.0
400	Rangamati RWH	Jurai Chhari	9,500	2,748	3.5	14,730	2,119	7.0	43	4	10.8	878	141	6.2	0	0	0.0

SL	Warehouse Name	Upazila Name	Condom			Shukhi			IUD			Injectables			Implant		
			CBL	AMD	MOS	CBL	AMD	MOS	CBL	AMD	MOS	CBL	AMD	MOS	CBL	AMD	MOS
401	Rangamati RWH	Kaptai	37,400	5,345	7.0	24,135	2,659	9.1	56	3	18.7	2,581	408	6.3	64	35	1.8
402	Rangamati RWH	Kawkhali (betbunia)	24,800	5,864	4.2	12,375	3,440	3.6	107	7	15.3	2,918	542	5.4	35	23	1.5
403	Rangamati RWH	Langadu	42,800	11,335	3.8	21,915	5,400	4.1	190	9	21.1	3,382	399	8.5	72	25	2.9
404	Rangamati RWH	Naniarchar	7,500	6,507	1.2	5,247	4,410	1.2	73	2	36.5	1,502	233	6.4	71	15	4.7
405	Rangamati RWH	Rajsthali	22,300	1,734	12.9	7,650	1,610	4.8	66	2	33.0	719	123	5.8	64	27	2.4
406	Rangamati RWH	Rangamati Sadar	9,000	12,268	0.7	18,210	6,958	2.6	485	35	13.9	2,408	706	3.4	170	77	2.2
407	Rangpur RWH	Aditmari	50,300	19,457	2.6	30,569	15,228	2.0	235	90	2.6	6,424	3,015	2.1	0	85	0.0
408	Rangpur RWH	Badarganj	206,100	14,699	14.0	535,110	28,365	18.9	70	40	1.8	5,035	2,690	1.9	320	76	4.2
409	Rangpur RWH	Bhurungamari	67,500	28,963	2.3	390,070	26,094	14.9	146	28	5.2	6,974	3,559	2.0	512	76	6.7
410	Rangpur RWH	Chilmari	25,800	10,175	2.5	174,495	15,383	11.3	72	16	4.5	1,999	1,182	1.7	0	88	0.0
411	Rangpur RWH	Dimla	23,600	6,961	3.4	143,805	22,591	6.4	98	23	4.3	6,401	2,923	2.2	640	44	14.5
412	Rangpur RWH	Domar	23,500	10,538	2.2	417,815	18,912	22.1	60	28	2.1	5,962	2,632	2.3	0	105	0.0
413	Rangpur RWH	Fulchhari	49,800	19,653	2.5	34,500	12,124	2.8	105	35	3.0	6,398	2,882	2.2	0	33	0.0
414	Rangpur RWH	Gaibandha Sadar	50,500	22,122	2.3	63,600	31,938	2.0	272	110	2.5	11,079	5,658	2.0	640	371	1.7
415	Rangpur RWH	Gangachara	66,600	12,368	5.4	995,655	21,138	47.1	123	37	3.3	8,430	4,158	2.0	0	86	0.0
416	Rangpur RWH	Gobindaganj	107,799	50,771	2.1	487,555	40,903	11.9	118	44	2.7	7,628	4,351	1.8	0	95	0.0
417	Rangpur RWH	Hatibandha	36,800	14,675	2.5	158,625	18,138	8.7	191	47	4.1	6,099	2,619	2.3	0	100	0.0
418	Rangpur RWH	Jaldhaka	47,900	17,074	2.8	311,490	27,420	11.4	110	26	4.2	7,415	4,095	1.8	100	57	1.8
419	Rangpur RWH	Kaliganj	21,900	8,674	2.5	156,585	15,804	9.9	114	50	2.3	4,548	2,303	2.0	128	123	1.0
420	Rangpur RWH	Kaunia	34,400	14,906	2.3	28,290	13,750	2.1	80	30	2.7	5,567	2,918	1.9	0	90	0.0
421	Rangpur RWH	Kishoreganj	19,900	4,737	4.2	39,465	18,298	2.2	115	37	3.1	4,077	1,697	2.4	0	88	0.0
422	Rangpur RWH	Kurigram Sadar	40,700	16,093	2.5	47,503	23,646	2.0	122	36	3.4	9,246	4,158	2.2	0	36	0.0
423	Rangpur RWH	Lalmonirhat Sadar	35,800	14,693	2.4	35,755	19,034	1.9	111	35	3.2	9,187	4,642	2.0	0	66	0.0
424	Rangpur RWH	Mitha Pukur	66,100	28,987	2.3	74,730	35,918	2.1	106	22	4.8	9,270	4,387	2.1	0	86	0.0
425	Rangpur RWH	Nageshwari	34,100	18,607	1.8	106,373	51,123	2.1	102	41	2.5	10,335	5,708	1.8	192	40	4.8

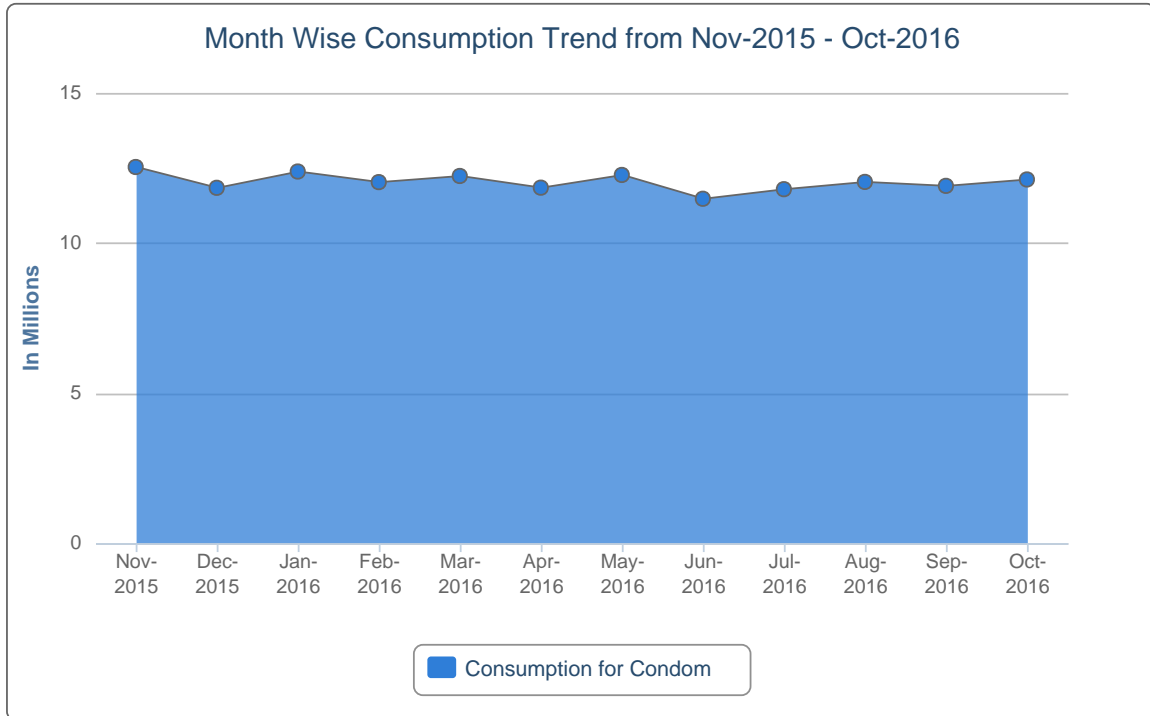
SL	Warehouse Name	Upazila Name	Condom			Shukhi			IUD			Injectables			Implant		
			CBL	AMD	MOS	CBL	AMD	MOS	CBL	AMD	MOS	CBL	AMD	MOS	CBL	AMD	MOS
426	Rangpur RWH	Nilphamari Sadar	33,000	16,436	2.0	77,250	37,316	2.1	178	91	2.0	8,664	4,368	2.0	64	71	0.9
427	Rangpur RWH	Palashbari	25,900	9,933	2.6	39,750	20,047	2.0	117	30	3.9	5,006	2,713	1.8	64	66	1.0
428	Rangpur RWH	Patgram	25,100	8,448	3.0	148,560	13,857	10.7	102	19	5.4	3,731	1,919	1.9	0	28	0.0
429	Rangpur RWH	Phulbari	25,000	5,945	4.2	131,610	16,558	7.9	167	60	2.8	4,675	3,027	1.5	0	43	0.0
430	Rangpur RWH	Pirgachha	58,800	21,966	2.7	63,435	26,598	2.4	227	76	3.0	9,000	4,365	2.1	0	62	0.0
431	Rangpur RWH	Pirganj	79,200	34,263	2.3	188,325	38,893	4.8	150	71	2.1	9,744	4,387	2.2	0	90	0.0
432	Rangpur RWH	Rajarhat	33,400	16,984	2.0	35,655	17,597	2.0	101	45	2.2	7,386	3,354	2.2	0	36	0.0
433	Rangpur RWH	Rangpur Sadar	69,500	39,259	1.8	61,690	39,549	1.6	301	105	2.9	14,000	6,296	2.2	0	232	0.0
434	Rangpur RWH	Sadullapur	67,300	36,411	1.8	259,310	25,534	10.2	167	69	2.4	8,467	4,138	2.0	256	54	4.7
435	Rangpur RWH	Saghata	24,800	10,473	2.4	46,800	21,362	2.2	136	51	2.7	3,800	1,647	2.3	256	32	8.0
436	Rangpur RWH	Saidpur	63,900	32,703	2.0	34,560	16,754	2.1	82	26	3.2	4,776	2,178	2.2	0	46	0.0
437	Rangpur RWH	Sundarganj	87,300	42,077	2.1	86,251	46,006	1.9	370	186	2.0	12,419	6,500	1.9	0	283	0.0
438	Rangpur RWH	Taraganj	15,200	8,976	1.7	20,977	10,851	1.9	42	11	3.8	2,891	1,357	2.1	0	120	0.0
439	Rangpur RWH	Ulipur	41,900	23,047	1.8	186,330	44,264	4.2	150	42	3.6	8,153	5,106	1.6	192	39	4.9
440	Sylhet RWH	Ajmiriganj	31,400	4,421	7.1	29,385	5,493	5.3	0	27	0.0	2,274	297	7.7	0	11	0.0
441	Sylhet RWH	Bahubal	19,300	9,036	2.1	31,817	6,302	5.0	99	7	14.1	2,591	500	5.2	128	20	6.4
442	Sylhet RWH	Balaganj	114,400	46,428	2.5	28,260	13,533	2.1	206	14	14.7	7,171	2,328	3.1	64	48	1.3
443	Sylhet RWH	Baniachong	105,900	16,808	6.3	59,110	12,928	4.6	184	2	92.0	9,153	804	11.4	64	27	2.4
444	Sylhet RWH	Barlekha	30,700	12,153	2.5	32,310	9,189	3.5	168	17	9.9	3,820	699	5.5	164	42	3.9
445	Sylhet RWH	Beani Bazar	54,462	25,526	2.1	22,453	7,213	3.1	305	21	14.5	3,872	683	5.7	41	18	2.3
446	Sylhet RWH	Bishwambarpur	33,100	5,712	5.8	38,165	6,571	5.8	135	7	19.3	2,202	444	5.0	232	29	8.0
447	Sylhet RWH	Bishwanath	49,400	10,231	4.8	16,920	4,275	4.0	144	16	9.0	1,812	455	4.0	164	28	5.9
448	Sylhet RWH	Chhatak	79,300	22,190	3.6	53,230	12,348	4.3	34	86	0.4	5,469	712	7.7	0	13	0.0
449	Sylhet RWH	Chunarughat	105,800	10,858	9.7	30,389	17,224	1.8	170	12	14.2	4,898	1,464	3.3	208	12	17.3
450	Sylhet RWH	Companiganj	30,700	18,855	1.6	25,410	8,079	3.1	145	7	20.7	3,445	1,602	2.2	20	18	1.1

SL	Warehouse Name	Upazila Name	Condom			Shukhi			IUD			Injectables			Implant		
			CBL	AMD	MOS	CBL	AMD	MOS	CBL	AMD	MOS	CBL	AMD	MOS	CBL	AMD	MOS
451	Sylhet RWH	Dakshin Sunamganj	59,100	11,891	5.0	28,200	7,250	3.9	52	8	6.5	2,300	758	3.0	50	24	2.1
452	Sylhet RWH	Dakshin Surma	109,300	46,522	2.3	38,655	14,220	2.7	63	10	6.3	4,058	1,439	2.8	100	7	14.3
453	Sylhet RWH	Derai	79,100	36,118	2.2	27,492	12,793	2.1	100	44	2.3	2,837	1,177	2.4	216	55	3.9
454	Sylhet RWH	Dowarabazar	84,200	12,667	6.6	34,662	11,617	3.0	204	8	25.5	5,509	1,214	4.5	136	55	2.5
455	Sylhet RWH	Fenchuganj	20,400	8,839	2.3	21,615	3,546	6.1	71	11	6.5	1,200	324	3.7	75	17	4.4
456	Sylhet RWH	Golapganj	128,200	39,431	3.3	58,965	10,258	5.7	165	30	5.5	8,980	745	12.1	202	44	4.6
457	Sylhet RWH	Gowainghat	117,800	24,004	4.9	40,560	11,059	3.7	76	21	3.6	8,982	2,729	3.3	24	40	0.6
458	Sylhet RWH	Habiganj Sadar	113,300	20,181	5.6	42,095	15,204	2.8	129	34	3.8	4,619	1,710	2.7	200	28	7.1
459	Sylhet RWH	Jagannathpur	49,500	16,778	3.0	21,570	8,637	2.5	157	18	8.7	1,924	427	4.5	36	59	0.6
460	Sylhet RWH	Jaintiapur	89,969	22,693	4.0	54,813	7,633	7.2	161	17	9.5	7,856	2,038	3.9	46	39	1.2
461	Sylhet RWH	Jamalganj	55,060	15,685	3.5	27,169	11,178	2.4	254	2	127.0	2,607	1,255	2.1	64	55	1.2
462	Sylhet RWH	Juri	24,100	8,705	2.8	18,185	6,105	3.0	100	23	4.3	1,930	511	3.8	64	25	2.6
463	Sylhet RWH	Kamalganj	40,400	18,175	2.2	32,910	18,227	1.8	210	39	5.4	4,565	1,544	3.0	100	41	2.4
464	Sylhet RWH	Kanaighat	88,300	39,744	2.2	35,436	13,071	2.7	129	18	7.2	6,711	2,296	2.9	350	44	8.0
465	Sylhet RWH	Kulaura	37,800	13,996	2.7	29,378	12,848	2.3	287	11	26.1	7,300	2,775	2.6	0	38	0.0
466	Sylhet RWH	Lakhai	48,000	6,870	7.0	21,225	7,954	2.7	119	4	29.8	1,852	401	4.6	70	21	3.3
467	Sylhet RWH	Madhabpur	54,400	19,466	2.8	48,690	20,427	2.4	110	11	10.0	4,155	1,064	3.9	64	39	1.6
468	Sylhet RWH	Maulvibazar Sadar	80,200	14,885	5.4	30,565	12,270	2.5	146	35	4.2	5,735	1,292	4.4	200	58	3.4
469	Sylhet RWH	Nabiganj	101,300	9,148	11.1	74,520	13,370	5.6	125	23	5.4	6,900	665	10.4	236	32	7.4
470	Sylhet RWH	Rajnagar	44,880	11,055	4.1	30,280	10,261	3.0	83	29	2.9	2,800	1,675	1.7	136	35	3.9
471	Sylhet RWH	Sreemangal	66,500	20,543	3.2	51,420	16,954	3.0	160	25	6.4	5,973	1,720	3.5	300	59	5.1
472	Sylhet RWH	Sulla	68,400	11,919	5.7	44,220	5,537	8.0	125	6	20.8	2,565	514	5.0	100	31	3.2
473	Sylhet RWH	Sunamganj Sadar	46,600	22,626	2.1	37,635	10,987	3.4	72	27	2.7	3,446	1,620	2.1	200	55	3.6
474	Sylhet RWH	Sylhet Sadar	192,900	96,504	2.0	62,777	56,296	1.1	404	195	2.1	19,820	10,245	1.9	387	252	1.5
475	Sylhet RWH	Tahirpur	41,000	21,292	1.9	29,775	13,730	2.2	67	11	6.1	1,923	450	4.3	150	62	2.4

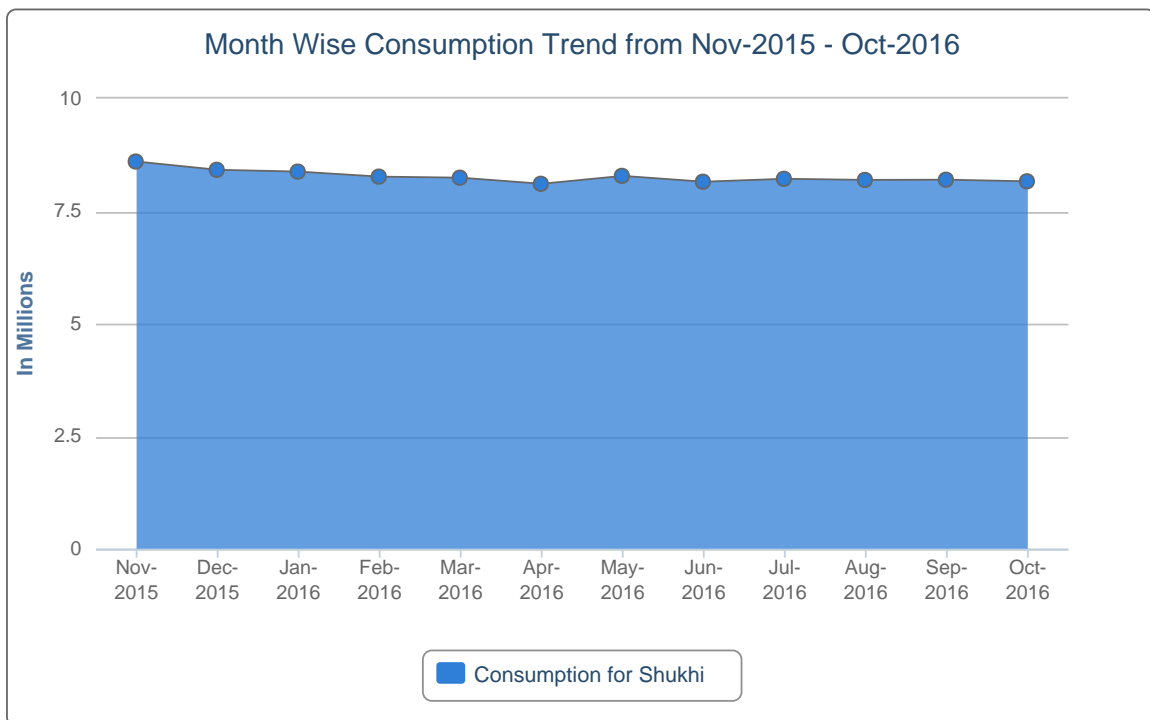
SL	Warehouse Name	Upazila Name	Condom			Shukhi			IUD			Injectables			Implant		
			CBL	AMD	MOS	CBL	AMD	MOS	CBL	AMD	MOS	CBL	AMD	MOS	CBL	AMD	MOS
476	Sylhet RWH	Zakiganj	153,160	48,706	3.1	86,211	10,318	8.4	233	10	23.3	11,972	1,537	7.8	54	41	1.3
477	Tangail RWH	Basail	126,360	35,867	3.5	278,662	12,502	22.3	77	30	2.6	5,071	1,386	3.7	0	88	0.0
478	Tangail RWH	Bhuapur	160,300	31,551	5.1	139,143	21,500	6.5	69	32	2.2	4,078	1,833	2.2	128	72	1.8
479	Tangail RWH	Chauhali	14,300	13,207	1.1	21,600	7,072	3.1	199	26	7.7	7,900	872	9.1	196	27	7.3
480	Tangail RWH	Delduar	213,700	39,770	5.4	122,505	19,883	6.2	194	32	6.1	690	1,218	0.6	128	38	3.4
481	Tangail RWH	Ghatail	92,700	57,450	1.6	147,795	38,047	3.9	160	37	4.3	4,850	3,495	1.4	320	51	6.3
482	Tangail RWH	Gopalpur	292,300	23,088	12.7	181,500	19,487	9.3	105	39	2.7	4,514	2,082	2.2	128	47	2.7
483	Tangail RWH	Kalihati	129,000	63,077	2.0	56,295	51,460	1.1	0	81	0.0	15,750	7,477	2.1	192	70	2.7
484	Tangail RWH	Madhupur	169,900	30,756	5.5	44,115	41,073	1.1	140	20	7.0	7,567	3,538	2.1	192	58	3.3
485	Tangail RWH	Mirzapur	31,300	33,330	0.9	46,260	31,908	1.4	37	59	0.6	3,735	989	3.8	64	36	1.8
486	Tangail RWH	Nagarpur	69,800	30,686	2.3	62,630	26,915	2.3	77	63	1.2	4,005	2,508	1.6	128	54	2.4
487	Tangail RWH	Sakhipur	54,600	29,680	1.8	32,568	27,626	1.2	75	22	3.4	3,106	949	3.3	128	45	2.8
488	Tangail RWH	Tangail Sadar	111,800	67,453	1.7	120,975	29,420	4.1	133	78	1.7	5,902	3,748	1.6	192	134	1.4

7. Month-wise Consumption Trend

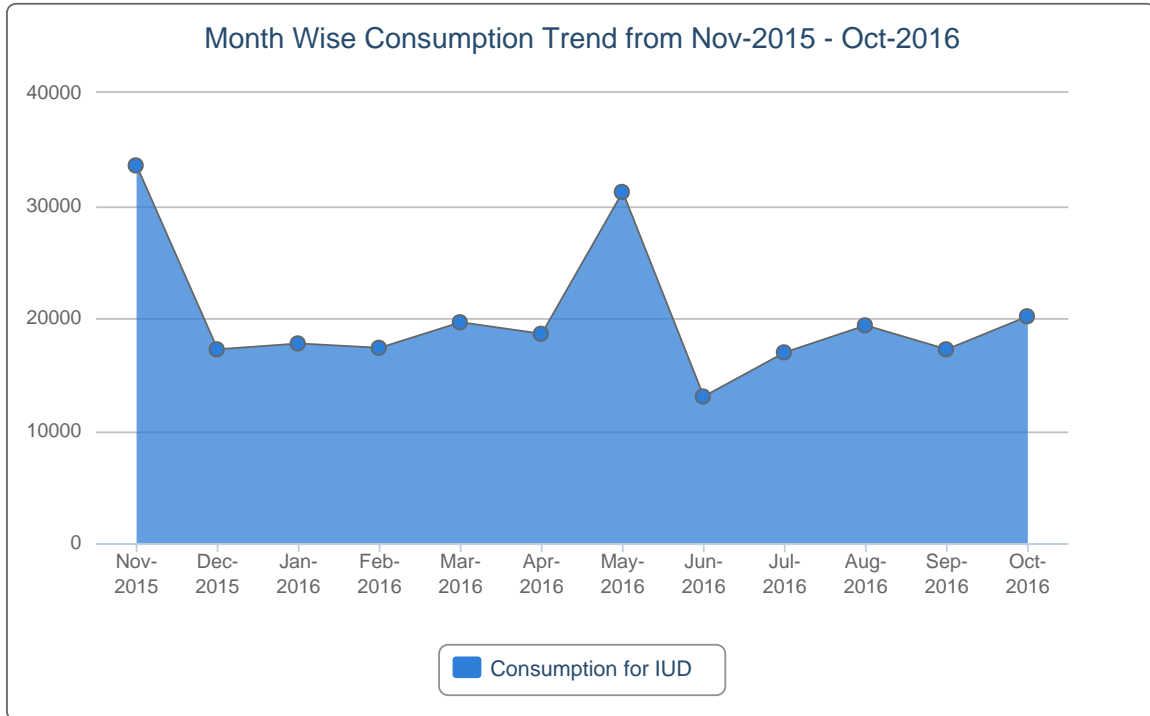
7(a).



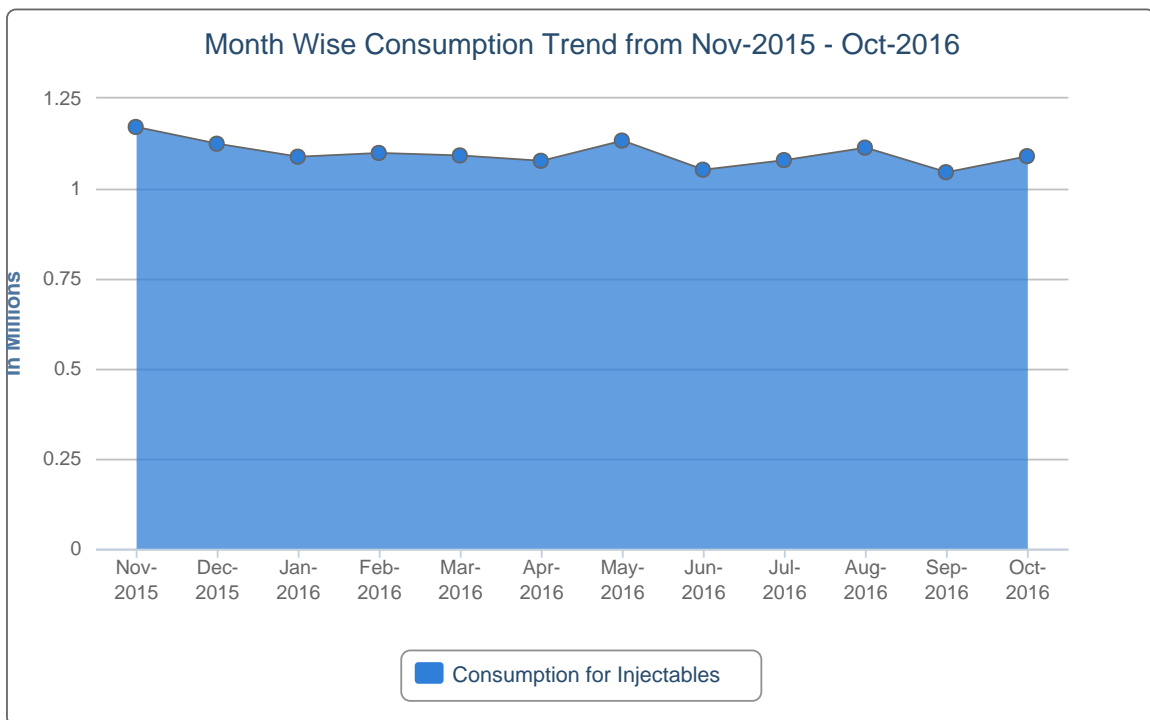
7(b).



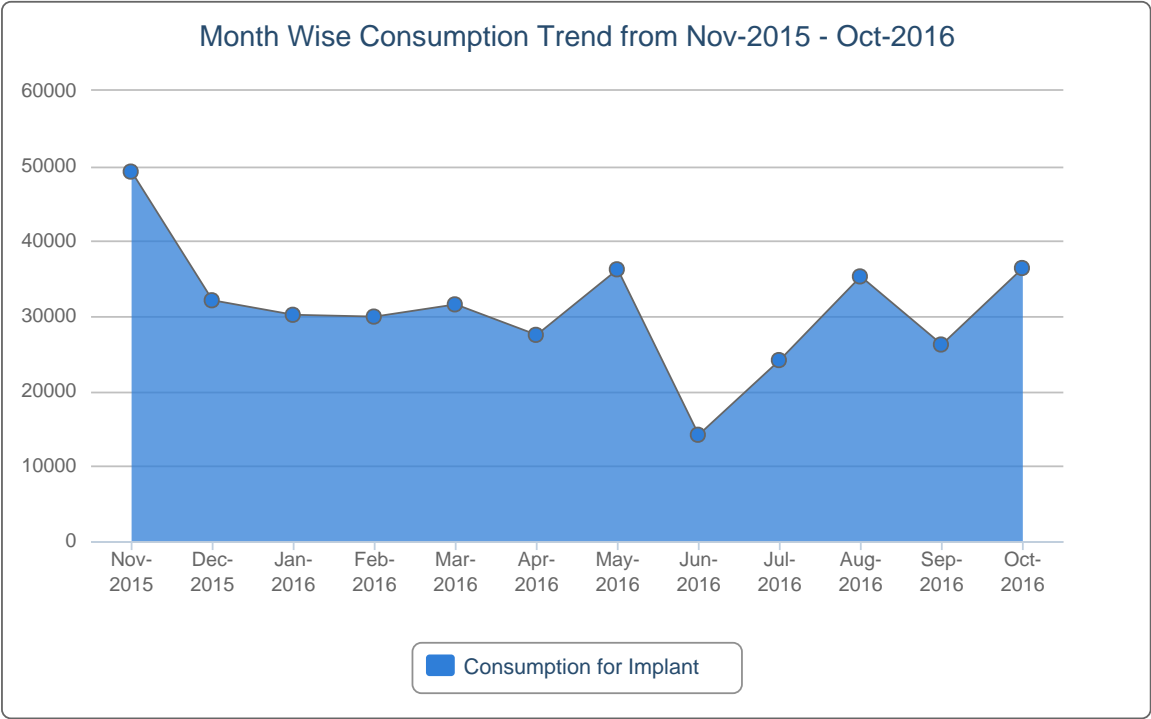
7(c).



7(d).



7(e).



7(f).

8. Report on Upazila and Warehouse Having Stock Out in last month

SL	Products Name	No of Stockout WH	% of Stockout WH	No of Stockout Upazila Store	% of Stockout Upazila Store	No of Stockout Upazila Field	% of Stockout Upazila Field
1	Condom	0	0%	0	0%	0	0%
2	Shukhi	0	0%	0	0%	0	0%
3	IUD	0	0%	2	0%	0	0%
4	Injectables	0	0%	0	0%	0	0%
5	Implant	0	0%	0	0%	5	1%
6	DDS Kits	21	100%	467	96%	0	0%

List of Stock Out Warehouse

SL	Commodity	Warehouse	Phone
<i>No StockOut in Warehouse</i>			

List of StockOut Upazilas

Commodity	Warehouse	District	Upazila	Phone
IUD	Sylhet RWH	Habiganj	Ajmiriganj, Habiganj	01712268511
	Tangail RWH	Tangail	Kalihati, Tangail	01798052063
DDS Kits	Sylhet RWH	Habiganj	Ajmiriganj, Habiganj	01712268511
	Tangail RWH	Tangail	Kalihati, Tangail	01798052063



This report is generated with the financial support of USAID and the technical assistance from Systems for Improved Access to Pharmaceuticals and Services (SIAPS), implemented by Management Sciences for Health-MSH.

If you need more information, please visit at <http://www.dgfplmis.org>