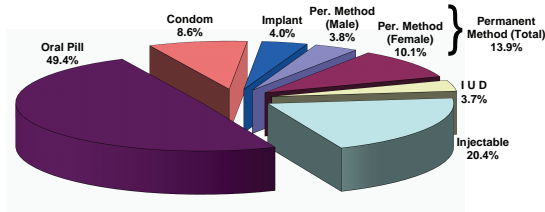


দুটি সন্তানের বেশী নয়  
একটি হলে ভাল হয়

# REPORT

## November 2014

Method-Mix for the month of November 2014



## FAMILY PLANNING, MATERNAL & CHILD HEALTH AND REPRODUCTIVE HEALTH SERVICES



Management Information System (MIS) Services and Personnel (FP)  
Directorate General of Family Planning  
6 Kawran Bazar, Dhaka - 1215



**Government of the People's Republic of Bangladesh**  
**Management Information Systems (MIS)**  
**Directorate General of Family Planning**  
**6 Kawran Bazar, Dhaka-1215**  
**www.dgfpbd.org**

**No. DGFP/MIS/2004/35/50**

**Date: 19/01/2015**

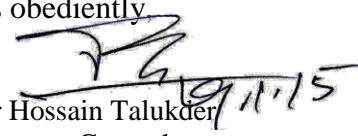
**Secretary**  
**Ministry of Health & Family Welfare**  
**Bangladesh Secretariat, Dhaka.**

**Sub: Monthly Progress Report on Performance of Family Planning, MCH and Reproductive Health Services**

**Sir,**

Progress Report on Performance of Family Planning, Maternal & Child Health and Reproductive Health Services for the month of November 2014 is submitted herewith for your kind information.

Yours obediently

  
Md. Nur Hossain Talukder  
Director General  
Directorate General of Family Planning  
Phone: 9118903

**No. DGFP/MIS/2004/35/50/1 (210)**

**Date: 19/01/2015**

**Distribution (A):**

1. Principal Secretary to the Honorable Prime Minister, Prime Minister's Office, Tejgaon, Dhaka.
2. Secretary, Finance Division, Ministry of Finance, Bangladesh Secretariat, Dhaka.
3. Secretary, Ministry of Planning, Planning Commission, Sher-e-Bangla Nagar, Dhaka.
4. Member, SEI Division, Planning Commission, Sher-e-Bangla Nagar, Dhaka.
5. P. S. to the Honorable Prime Minister, Prime Minister's Office, Tejgaon, Dhaka.
6. Additional Secretary, Ministry of Health & Family Welfare, Bangladesh Secretariat, Dhaka.
7. Divisional Commissioner, \_\_\_\_\_ Division.
8. Joint Secretary (FW & Programme), Ministry of Health and Family Welfare, Bangladesh Secretariat, Dhaka.
9. Joint Chief, Population Wing, Planning Commission, Sher-e-Bangla Nagar, Dhaka.
10. Joint Chief (Planning), Ministry of Health and Family Welfare, Bangladesh Secretariat (Clinic Building), Dhaka.
11. Joint Chief (Planning), Monitoring and Evaluation Unit, Ministry of Health and Family Welfare, Janashakhya Bhaban, Azimpur, Dhaka.
12. Deputy Commissioner, \_\_\_\_\_ District.
13. P. S. to the Honorable Minister, Ministry of Planning, Sher-e-Bangla Nagar, Dhaka for kind information of the Honorable Minister.
14. P. S. to the Honorable Minister, Ministry of Health & Family Welfare, Bangladesh Secretariat, Dhaka, for kind information of the Honorable Minister.
15. P. S. to the Honorable State Minister, Ministry of Health & Family Welfare, Bangladesh Secretariat, Dhaka, for kind information of the Honorable State Minister.
16. Deputy Secretary (Development), Statistics Wing, Planning Division, Ministry of Planning, Sher-e-Bangla Nagar, Dhaka.


**Distribution (B):**

17. Director General, Health Services, Mohakhali, Dhaka.
18. Director General, Medical Services, Ministry of Defense, Dhaka Cantonment, Dhaka.
19. Director General, NIPORT, Azimpur, Dhaka.
20. Director (Administration/Finance/Logistics & Supply/Planning/Audit), Directorate General of Family Planning, 6 Kawran Bazar, Dhaka-1215.
21. Director (MCH-S), Directorate General of Family Planning, 6 Kawran Bazar, Dhaka-1215.
22. Line Director (CCSDP), Directorate General of Family Planning, 6 Kawran Bazar, Dhaka-1215.
23. Director (IEM) with a request for taking necessary measures for publication of the report in the newspaper and other Media (Paper, Radio & T.Vs) 6 Kawran Bazar, Dhaka-1215.
24. Divisional Director, Family Planning, Dhaka/Chittagong/ Khulna/ Rajshahi/ Barisal/ Sylhet Division.

25. Superintendent, MCHTI, Azimpur, Dhaka/Director MFSTC-Mohammadpur, Dhaka.
26. Additional Director, Central Ware House, Family Planning, Mohakhali, Dhaka.
27. Deputy Director, Family Planning \_\_\_\_\_ District.
28. Librarian, Ministry of Health and Family Welfare, Bangladesh Secretariat, Dhaka.
29. P.A to Director General, Directorate General of Family Planning, 6 Kawran Bazar, Dhaka-1215.
30. Documentation Centre, IEM Unit, DGFP, 6 Kawran Bazar, Dhaka-1215.

**Distribution (C):**

1. Mr. Peter Herzig, Health Advisor and Chairperson, HNP Consortium, European Commission. House-7, Road - 84, Gulshan-2, Dhaka.
2. Task Team Leader, Health and Population Program Project, World Bank, E-32, Agargaon, Sher-e-Bangla Nagar, Dhaka-1207.
3. Chief, Population & Health, USAID (US Embassy), Madani Avenue, Gulshan-2, Dhaka.
4. Representative, UNFPA, IDB Bhaban, E/8 Begum Rokeya Sharani, Sher-e-Bangla Nagar, Dhaka-1207.
5. Representative, WHO, House No-12, Road No. 7, Dhanmondi R/A, Dhaka.
6. Representative, UNICEF, 1 No. Mintu Road, Extension Building (Hotel Sheraton), Dhaka
7. Representative, Population Council, House No. CES(B)-21, Road 118, Gulshan, Dhaka.
8. Director General, FPAB, 2, Naya Paltan, Dhaka.
9. Director, ICDDR'B, Mohakhali, Dhaka-1212
10. Executive Director, BAVS, 7/5, Main Road, Mirpur-2, Dhaka.
11. Managing Director, Social Marketing Company (SMC), SMC Tower (6th, 7th & 8th floor) 33, Banani C/A, Dhaka-1213.
12. Executive Director, PSTC, New Circular Road, Dhaka.
13. Country Director, SPS/MSH, House No. 28, Flat W2, Road No. 63, Gulshan-2, Dhaka-1212.
14. Country Representative, Engender Health, House No. 40 (New), Road No. 16(New)/27 (Old), Concord Royal Court (5th floor), Dhanmondi R/A., Dhaka.
15. Communication/Documentation Officer, Population Council, House # CES(B) 21, Road # 118, Gulshan, Dhaka.

  
(Md. Zahir Uddin Babar)  
Director (MIS)

19.01.2015  
&  
Line Director (MIS-FP)  
Phone: 9146262; Mail: dirmisfp@gmail.com

# Table of Contents

| <b>Contents</b>  | <b>Page No.</b> |
|--|-----------------|
| Summary of FP Performance.....   | 03              |
| Summary of the MCH & RH Services .....   | 04              |
| Introduction .....   | 05              |
| Family Planning Performance (CAR related) .....  | 05              |
| MCH Performance .....  | 05              |
| Highlights November 2014.....  | 06              |
| Table Analysis .....   | 07              |
| Remarks .....  | 09              |
| Clarification about some information.....  | 10              |
| Highest and Lowest performing districts in clinical methods.....   | 10              |
| Table: 01 National Projection, Performance and Achievement Rate of Contraceptive Methods .....   | 11              |
| Table: 02 List of Divisions according to descending order of Achievement Rate against their projections of Clinical Methods for the period of July to November 2014..... | 11              |
| Table: 03 List of Districts achieved the highest Achievement Rate of Clinical Method against their projections for the period of July to November 2014.....              | 11              |
| Table: 04 List of Districts achieved the lowest Achievement Rate of Clinical Methods against their projections for the period of July to November 2014.....              | 11              |
| Table: 05 Comparative Statement of contraceptive performance for the period between July to November 2013 and July to November 2014 .....                                | 12              |
| Table: 06 Performance & Distribution of Contraceptives by Method for the month of October and November 2014 .....  | 12              |
| Table: 07 Contribution of Government, NGOs and Multisector in respect of Contraceptive Performance during November 2014.....   | 12              |
| Table: 08 NGO and Multisector wise Contraceptive Performance for the month of November 2014 .....  | 13              |
| Table: 09 District wise Projection, Performance and Achievement Rate of Permanent and Long Acting Methods.....   | 16              |
| Table: 10 District wise Projection, Performance and Achievement Rate of Short Acting Methods.....  | 18              |
| Table: 11 Old Users, New Users, Dropout and CAR by District at the end of November 2014.....   | 20              |
| Table: 12 Number of New and Total Acceptors upto the end of October and November 2014.....   | 24              |
| Table: 13 CAR (%) by Division upto the end of October and November 2014.....   | 24              |
| Table: 14 District by Range of CAR upto the end of November 2014.....  | 25              |
| Table: 15 List of Upazila achieved CAR 70% & above upto the end of November 2014 .....   | 26              |
| Table: 16 List of Upazila achieved CAR 60-69% & upto the end of November 2014 .....  | 29              |
| Table: 17 List of Upazila achieved CAR 0 to 59% upto the end of November 2014.....   | 29              |
| Table: 18 Method wise Number of Dropout and Switch Over by Division upto the end of November 2014 .....  | 30              |
| Table: 19 Contraceptive Acceptors and Acceptance Rate by Division up to the end of October and November 2014 .....   | 30              |
| Table: 20 Status of Contraceptive Method-Mix based on CAR at the end of the Month of November 2014 .....   | 30              |
| Chart: Pie chart of Method-Mix for the month of November 2014.....   | 31              |
| Table: 21 Performance by type of MCH services for the month of October and November 2014.....  | 32              |
| Annex: A Summary of the Couples and Acceptors by Month since June 2014 .....   | 33              |
| Annex: B Performance of RH-EOC of MCWCs, MCHTI & MFSTC for the month of November 2014.....   | 35              |

**Summary of the FP Performance for the Month of  
October & November 2014**

| Indicators  | October 2014            | November 2014        |
|---|-------------------------|----------------------|
| Number of Total Eligible Couples (Part of the City Corporations) :                    | 26728611                | 26782734             |
| Number of Total Acceptors (Part of the City Corporations) :                           | 20892874                | 20997890             |
| CAR (Contraceptive Acceptance Rate) :   | 78.2                    | 78.4                 |
| <b>Method Specific acceptors (Cumulative) :</b>                                       |                         |                      |
| Permanent Method (Male) :   | 803492                  | 806770               |
| Permanent Method (Female) :   | 2115854                 | 2126135              |
| Permanent Method (Total) :  | 2919346                 | 2932905              |
| IUD (Users) :   | 759524                  | 770609               |
| Implant (Users) :   | 820305                  | 839236               |
| Injectable (Users) :  | 4255171                 | 4274580              |
| Oral Pill (acceptors) :   | 10351571                | 10374928             |
| Condom (acceptors) :  | 1786957                 | 1805632              |
| <b>Method Specific new acceptors :</b>  |                         |                      |
| Permanent Method (Male) :   | 5475                    | 6429                 |
| Permanent Method (Female) :   | 10690                   | 12786                |
| Permanent Method (Total) :  | 16165                   | 19215                |
| IUD (Users) :   | 11148                   | 23682                |
| Implant (Users) :   | 21645                   | 33771                |
| Injectable (Users) :  | 76800                   | 102063               |
| Oral Pill (acceptors) :   | 135603                  | 177581               |
| Condom (acceptors) :  | 47424                   | 73361                |
| Number of Districts reported :  | 64                      | 64                   |
| Number of Upazilas reported :   | 488                     | 488                  |
| <b>Range of CAR (%)</b>   | <b>No. of Districts</b> |                      |
|   | <b>October 2014</b>     | <b>November 2014</b> |
| 00 – 59 :   | 0                       | 0                    |
| 60 – 69 :   | 0                       | 0                    |
| 70 & above :  | 64                      | 64                   |
| <b>Contraceptive Performance and distribution by methods (Absolute Performance) :</b> |                         |                      |
| Permanent Method (Male-cases) :   | 7667                    | 8798                 |
| Permanent Method (Female-cases) :   | 9389                    | 12253                |
| Permanent Method (Total-cases) :  | 17056                   | 21051                |
| IUD (Nos.) :  | 16263                   | 34405                |
| Implant (Nos.) :  | 24332                   | 41011                |
| Injectable (Doses) :  | 1124283                 | 1173072              |
| Oral Pill (Cycles) :  | 8750664                 | 8898364              |
| Condom (Pieces) :   | 12254870                | 12637254             |

## Summary of the MCH and Reproductive Health Services for the Month of October & November 2014

| Services  | October 2014  | November 2014 |
|---|---------------|---------------|
| Number of Pregnant Women (Registered by FWA)                              | 861756        | 836227        |
| Ref. High Risk Pregnant Mother  | 14485         | 13595         |
| <b>Antenatal Care</b>   |               |               |
| 1st visit   | 179501        | 191918        |
| 2nd visit   | 133204        | 129525        |
| 3rd or more visits( including MCHTI)                                      | 126444        | 129919        |
| Delivery ( conducted in MCHTI, MFSTC, MCWC, UHC, UH&FWC )                 | 33414         | 33411         |
| Caesarian operations (MCHTI, MCWC, FP & NGO Clinics )                     | 5200          | 4838          |
| Postnatal Care (MCHTI, MFSTC, MCWC, UHC, UH&FWC)                          | 135403        | 144305        |
| Referred Sterile Couple   | 8108          | 8665          |
| Attacked by Anemia  | 117055        | 121703        |
| Referred for Anemia   | 9299          | 8884          |
| Attacked by Iodine Deficiency   | 11201         | 11079         |
| Referred for Iodine Deficiency  | 3834          | 3490          |
| Attacked by Dys-menorrhoea  | 42080         | 43275         |
| Referred for Dys-menorrhoea   | 6473          | 6827          |
| Attacked by RTI/STI (Boys)  | 39625         | 46581         |
| Attacked by RTI/STI (Girls)   | 76651         | 86777         |
| Referred for RTI/STI (Boys)   | 7658          | 7442          |
| Referred for RTI/STI (Girls)  | 10832         | 11825         |
| Treatment of RTI/STI (MCHTI & MCWCs only)                                 | 3157          | 4123          |
| <b>TT for Women (15 - 49 yrs)</b>   |               |               |
| 1st dose  | 125123        | 124430        |
| 2nd dose  | 122479        | 121267        |
| 3rd dose  | 118924        | 119006        |
| 4th dose  | 111905        | 116550        |
| 5th dose  | 108755        | 107870        |
| <b>Total TT</b>   | <b>587186</b> | <b>589123</b> |
| <b>Immunization</b>   |               |               |
| DPT 1st dose  | 160990        | 166202        |
| DPT 2nd dose  | 159307        | 165147        |
| DPT 3rd dose  | 158803        | 162342        |
| BCG (Vaccine)   | 153122        | 156674        |
| Measles (Vaccine)   | 183903        | 187511        |
| <b>Number of Children received services (including MCHTI &amp; MFSTC)</b> |               |               |
| 0-<1 yr.  | 267091        | 293378        |
| 1 – 5 yrs.  | 541758        | 596090        |
| General Treatment   | 2755331       | 2948554       |
| Number of ECP acceptors   | 1372          | 726           |
| Number of MR done ( Both Govt. & NGOs)                                    | 19346         | 17986         |
| <b>Birth :</b>  |               |               |
| Live Births (Home) by Trained Persons (collected by FWA)                  | 66489         | 67677         |
| Live Births (Home) by Non-trained Persons(collected by FWA)               | 17404         | 17588         |
| Live Births (Clinics) (collected by FWA) *                                | 41562         | 42106         |
| <b>Total Birth :</b>  | <b>125455</b> | <b>127371</b> |
| Still Births ( including MCHTI )  | 336           | 333           |
| <b>Death :</b>  |               |               |
| Neonatal deaths( 0-28 days )  | 956           | 1005          |
| Infant Deaths (29 days-<1 yr.)  | 291           | 300           |
| Child Deaths (1-<5 yrs.)  | 390           | 345           |
| Maternal Deaths   | 100           | 105           |
| Other Deaths  | 23501         | 26008         |
| <b>Total Death :</b>  | <b>25238</b>  | <b>27763</b>  |

\* Live births (Clinic) conducted at MCH, DH, MCWC, UHC, FWC, NGO & Private clinics.

# SUMMARY

## Introduction

Management Information System (MIS) has been operational under the Directorate General of Family Planning (DGFP) for a long time. Contraceptive Performance, MCH and Reproductive Health service's report are used to be published each month from MIS Unit on the basis of Service Statistics received from the field workers, service delivery clinics and NGOs. Erstwhile Family Welfare Register, however, is the principal source of performance statistics. This report is prepared on the basis of FWA Registers (7th generation). There is a reporting system to collect the information from the field. MIS Reporting Form No. 1 is filled up by the FWA and submitted the same to FPI. FPI fills up the MIS reporting Form-2 by compiling of all the FWAs (Form-1) report and submits to UFPO office. MIS reporting Form-3 (clinical) is filled up by MO (clinic)/ (MCH-FP)/ (FW)/ SACMO/ FWV and is submitted to UFPO office. NGOs of the respective area submit their report to UFPO office through MIS reporting Form-2 and 3 as their requirement. All the reporting Form-2 and 3 are compiled by UFPO office and filled up reporting Form-4 is submitted to District FP Office. District FP Office fills up the MIS reporting Form-5 by compiling of all the reporting Form-4 and is sent to Director (MIS), DGFP. It provides information of contraceptive use status of eligible couples and different types of MCH and Reproductive Health services. MIS performance report is primarily used by different level of program managers and supervisors engaged in implementing the Family Planning and MCH & RH program in the country. Besides, different policy makers, decision makers, donor agencies, Development Partners, researchers and other users also use this report.

## Family Planning Performance (CAR related):

Performance reports of November'14 have been received from all the 64 districts of the country. During the month of November'14 total numbers of eligible couples were found to be 26782734 as against 26728611 couples in the previous month. Performances of NGOs are also included in the report as reported by the Upazila Offices. A total of 20997890 acceptors are reported in the month of November'14 as against 20892874 acceptors reported in October'14. The Contraceptive Acceptance Rate (CAR) achieved at the end of the reporting month for six modern methods (Permanent Method, IUD, Injectables, Oral Pill, Condom and Implant) is 78.4 which were 78.2 in October'14. Method Specific Acceptors (Cumulative), Method Specific New Acceptors and Contraceptive distribution by Methods are shown in the summary sheet.

It may be noted that the contraceptive acceptance rate is an estimate, based on the client contact and the status of contraceptive acceptance as reported by the field workers based on the entries made in the register. The Contraceptive Prevalence Rate (CPR), on the other hand, is based on periodic surveys that are made on precise statistical procedures. The acceptance rate is a tentative rate and varies from month to month because of reporting status and coverage. This rate is usually higher than the Contraceptive Prevalence Rate (CPR). CAR is generally used to monitor as a management tool on 'on-going' program performance in the country. It is not so much used to evaluate the programme impact or goals, which is done by periodical scientific surveys.

## MCH Performance:

In the month of November'14, 836227 pregnant women have been registered. 13595 Pregnant Mother referred to hospital for their complications. Referred for treatment of adolescent boys and girls of RTI/STI are found to be 7442 and 11825 respectively. 589123 Nos. of Mother TT Injections (total of 1st to

5th dose) were given to the women aged 15 to 49 years during November'14 but in the previous month (October'14) 587186 women were reported to have received TT shots. Dose wise DPT vaccines were shown in the summary sheet. BCG vaccines were given to 156674 infants and 187511 infants received Measles vaccines during November'14. Number of Child-care (0-5 yrs.) is 889468 during the month of November'14 as against 808849 in October'14. Visit wise Antenatal Care is also shown in the summary sheet both of October'14 and November'14. In the reporting month the number of Postnatal Care is 144305 and number of delivery conducted by the clinics is 33411. The number of Newborn babies delivered at home is reported to be 67677 by trained personnel and 17588 by non-trained personnel. A total number of 42106 Newborn babies were delivered at the clinics in November'14 (information collected by the field workers). Still Birth is recorded 333 in November'14 and in the previous month it was 336. Neonatal deaths (0-28 days) & Infant deaths (29 days-1yr.) are recorded to be 1005 and 300 in the month of November'14 where its were 956 and 291 in October'14 respectively. A total of 345 child-deaths (1-5 yrs.) have been reported in the month of November'14 as against 390 in October'14. Maternal deaths were reported 105 during the month of November'14 which was 100 in October'14. 26008 Other deaths were reported to have occurred in November'14 but in October'14 the number of such deaths was reported to be 23501. General treatments were rendered to 2948554 and 2755331 patients in the month of Novemr'14 and October'14 respectively. In November'14 Number of ECP acceptors are 726 but in October'14 it was 1372 MR done in November'14 is 17986 but in October'14 it was 19346 Performance done by MCHTI, MFSTC & MCWCs is also included in the report.

### **Highlights November 2014**

- a) National Contraceptive Acceptance Rate (CAR), based on 26782734 Couples visited, is found to be 78.4% percent. Rajshahi division had achieved the highest acceptance rate 80.6%, followed by Khulna division 80.1%. The CAR is found to be 77.9% CAR achieved in Dhaka division. The rate of Contraceptive Acceptance rate have been found to be rather low in Barisal 77.5, Sylhet 76.6%, and Chittagong 75.3% compared to other three divisions.
- b) The highest number of Acceptors 6191077 has been reported from Rajshahi division followed by 5948478 in Dhaka division, Chittagong divisions reported 3616477 acceptors respectively. Acceptors size is however, found much smaller in Khulna, Barisal, which are 2782475, 1255448 and in Sylhet division it is 1203935 because these are the smaller divisions than that of other four.
- c) Out of 64 reporting districts, all districts have reported acceptance rate of 70 percent and above, no district has reported CAR of 60 - 69 percent and no district have reported CAR of 0 – 59.
- d) Out of 488 Upazila 483 have reported CAR at the level 70% and above, 4 Upazilas have reported CAR level 60-69 percent and 1 Upazila has reported CAR level 0-59 percent.
- e) In case of performance done in the reporting month (Nov'14), Dhaka district recorded the highest Achievement Rate of 179.1, Panchgarh placed in 2nd position with 106.0 and Khulna district has occupied the 3rd position with 95.8 of permanent method. Dhaka district has shown Achievement Rate 288.8 in IUD which is the first position among the other districts and Kishoreganj has got the 2nd place with 244.4 in IUD. Gaibandha district has recorded the highest Achievement Rate 280.5 in Implant. Bhola district has recorded the highest Achievement Rate 177.4 in Injectable, Kishoreganj district has recorded the highest Achievement Rate 93.8 in Oral Pill and Dhaka district has recorded the highest Achievement Rate 140.4 in Condom.
- f) SMC has reported distribution of 2555500 cycles of oral pill and 9240367 pieces of condom in November'14.

- g) Narsingdi MCWC have performed highest of 65 Caesarian Operations, Gaibandha MCWC has performed highest of 311 deliveries. MCHTI, Azimpur has performed 323 Caesarian Operations & 455 deliveries in the reporting month November'14. Joypurhat, Nilphamari, Lalmonirhat, Naryanganj, Munshiganj, Netrokona, Gopalganj, Magura, Meherpur, Bagerhat, Kumarkhali (Kushtia), Gournadi (Barisal), Lalmohon (Bhola), Barguna, Cox's Bazar, Bandarban, Noakhali, Begumganj (Noakhali), Pauchuria (Patiya) and Sylhet MCWCs have not done any Caesarian Operations. It may be due to the vacancies of trained EOC doctors in those centers or Extension Works. Director (MCH-S) & Line Director (MC&RH) should immediately look into the matter.

### Table Analysis:

- Table 1:** Shows contraceptive performance in respect of Permanent, Long Acting and Short Acting methods for the reporting month (November'14) and the reporting period (Jul'14 to Nov'14) against their respective projections. In the reporting month the achievement rates of Permanent methods (Male) are 47.1%, Permanent methods (Female) 64.1% Permanent methods (Total) 55.7%, IUD 119.2%, Implant 139.8%, Injectables 77.8%, Oral Pill 63.7% and Condom 63.3. In the reporting period (Jul'14 to Nov'14) the achievement rates of Permanent methods(Male) is 43.7%, Permanent methods(Female) 51.7%, Permanent methods(Total) 47.7%, IUD 68.3%, Implant 89.4%, Injectables 76.2%, Oral Pill 63.4% and Condom 61.8%.
- Table 2:** Shows the divisions according to descending order of achievement rate against their projection of Permanent and Long Acting methods for the period Jul'14 to Nov'14.
- Table 3:** Showing the 3 (three) districts achieved the highest achievement rate against Permanent and Long Acting methods of their projections for the period Jul'14 to Nov'14.
- Table 4:** Shows the districts achieved the lowest achievement rate of Permanent and Long Acting methods against their projections for the period Jul'14 to Nov'14.
- Table 5:** Statement of contraceptive performance between the period Jul'13 to Nov'13 and Jul'14 to Nov'14. The Achievement Rate of Permanent Method (Male) was 54.8% in the period Jul'13 to Nov'13 but it shows the lower rate 43.7% in the current period. So it is 11.2% decrease than that of Jul'13 to Nov'13, Permanent Method (Female) was 53.4% in the period Jul'13 to Nov'13 but it shows the lower rate 51.7% in the current period So it is 1.7% decrease than that of Jul'13 to Nov'13. Permanent Method (Total) was 54.1% in the period Jul'13 to Nov'13 but it shows the lower rate 47.7% in the current period. So it is 6.4% decrease than that of Jul'13 to Nov'13. IUD achieved the 68.3% in the reporting period but in the Jul'13 to Nov'13 it achieved 72.2%. So in case of IUD 3.9% decreases in the reporting period. Implant achieved the 89.4% in the reporting period but in the Jul'13 to Nov'13 it shows 79.2%, in that case Implant has shown 10.2% increase in the reporting period. Injectable achieved the 76.2% in the current period but in the period July'13 to Nov'13 it shown 77.2%. Injectable has shown 0.9% decrease than that of Jul'13 to Nov'13. Oral Pill achieved the 63.4% in the present period but in the period Juyl'13 to Nov'13 it was 65.0%. Oral Pill decrease 1.6% than that of Jul'13 to Nov'13. In case of Condom it achieved 61.8% in the current period but in the Jul'13 to Nov'13 it shown 62.0%. It shows 0.3% decrease than that of Jul'13 to Nov'13.
- Table 6:** Shows the status of Contraceptive Performance reported this reporting month for Clinical and Non-clinical Methods based on field worker's report. In comparison with that of previous month Permanent Method (male) 14.8%, Permanent Method (female) 30.5%, Overall Permanent Method (total) 23.4%, IUD 111.6%, Implant 68.5%, Injectable 4.3%, Oral Pill 1.7% and Condom 3.1% higher than that of October'14.
- Table 7:** Shows the share of Government and NGOs and Multisectors by methods in the overall National performance. Government sector has contributed 68.7 percent in Permanent Method (Male), 91.7 percent in Permanent Method (Female), 82.1 percent in Permanent Method (Total), 88.6 percent in IUD, 88.0 percent in Implant, 81.1 percent in Injectables, 84.6 percent in Oral Pill and 71.3 percent in Condom. On the other hand NGOs and Multisectors have contributed 31.3



percent in Permanent Method (Male), 8.3 percent in Permanent Method (Female), 17.9 percent in Permanent Method (Total), in IUD 11.4 percent, in Implant 12.0 percent, in Injectables 18.9 percent, in Oral Pill 15.4 and in Condom 28.7 percent in the reporting month November'14.

**Table 8:** Division wise Contraceptive Performance by methods of NGOs and Multisectors (November'14) are shown in this table. BAVS of Dhaka division is in the highest position, Marie Stopes Clinic of Dhaka division is in the next and Marie Stopes Clinic of Rajshahi division is in the 3rd position in Permanent method. By NGOs and Multisectors performance of Total Permanent methods are 3771 in the reporting month, in which Males are 2752 and Females are 1019. Total IUD and Implant 3909 and 4917 are inserted in the reporting month November'14. Injectables 221603 vials, Oral Pill 1368638 cycles and 3631583 pieces of Condom are distributed by NGOs and Multisectors in this month.

**Table 9:** Shows the projection, performance and achievement rates of Permanent, and Long Acting methods in the reporting month November'14 and the reporting period Jul'14 to Nov'14. In reporting month Dhaka district has achieved the highest achievement rate of 179.1 percent and Panchgarh is the next highest with 106.0 percent in Permanent Method. Dhaka has achieved the highest achievement rate of 288.8 percent in IUD and Gaibandha achieved the highest achievement rate of 280.5 percent in Implant. And in the reporting period Jul'14 to Nov'14, Dhaka district has achieved the highest achievement rate of 160.7 percent and Rajshahi is the next highest with 109.1 percent in Permanent Method. Dhaka has achieved the highest achievement rate of 184.1 percent in IUD and Gaibandha has achieved the highest achievement rate of 191.1 percent in Implant.

**Table 10:** Shows the projection, performance and achievement rates of Short Acting methods in the reporting month November'14 and the reporting period Jul'14 to Nov'14. In reporting month Bhola district has achieved the highest achievement rate of 177.4 percent and Dhaka is the next highest with 122.6 percent in Injectables. Kishoreganj district have achieved the highest achievement rate of 93.8 percent in Oral Pill. Dhaka district has achieved the highest achievement rate of 140.4 percent in Condom. In the reporting period Jul'14 to Nov'14 Bhola district has achieved the highest achievement rate of 180.8 percent and Meherpur is the next highest with 126.1 percent in Injectables. Mymensingh has achieved the highest achievement rate of 93.8 percent in Oral Pill and Dhaka has achieved the highest achievement rate of 140.8 percent in Condom.

**Table 11:** This table shows the Old acceptors, New acceptors and dropout (No method & switch over) cases by districts in the reporting month (November'14). This table is prepared on the basis of CAR report.

**Table 12:** Shows the new and total acceptors of the current month in comparison with that of the previous month. In case of total acceptors all the methods, Permanent Method (Male), Permanent Method (Female), Permanent Method (Total), IUD, Implant, Injectables, Oral Pill and Condom have shown increasing trend. In case of new acceptors all the methods Permanent Method (Male), Permanent Method (Female) and Permanent Method (Total), IUD, Implant, Injectables, Oral Pill and Condom have shown increasing trend. New acceptors are shown depending on the field workers report which collects from their visiting areas.

**Table 13:** This table shows that among the divisions. Rajshahi had recorded the highest CAR of 80.6%, next Khulna division 80.1%, Dhaka division 77.9%, Barisal division 77.5%, Sylhet division 76.6%, and Chittagong division 75.3% in the reporting month November'14. A Bar Graph is showing the division wise CAR for the current month. A Bar Graph is showing the division wise CAR for the current month in comparison with that of previous month.

**Table 14:** Shows that 64 districts have achieved CAR level of 70 percent and above where no districts have achieved CAR between 60-69 percent and no districts have achieved CAR between 0-59 percent in the reporting month November'14.

A bar graph is also showing the same in comparison with previous month.

**Table 15:** List of 483 Upazilas among the 488, which have achieved CAR 70.0% and above in the reporting month.

**Table 16:** List of 4 Upazilas which have achieved 60-69% CAR in the reporting month.  
1 Upazila has achieved 0-59% CAR in the reporting month.

**Table 17:** Graph shows that out of 488 Upazilas 483 achieved CAR level 70% and above, 4 Upazilas achieved CAR level 60-69 percent and 1 Upazila that achieved CAR level 0-59 percent in the current month. There are also showing graphical presentation both of October'14 and November'14.

**Table 18:** Shows the number of dropouts and switch over by method and by division for the month of November'14.

**Table 19:** This table shows the Division-wise comparison of Couples, Contraceptive Acceptors and the Acceptance Rate up to the end of October and November 2014. In the reporting month the highest number of Eligible Couples have been reported from Rajshahi division, which is 7679558, 2nd highest is Dhaka division, which is 7638685, then Chittagong, Khulna, Barisal and Sylhet division, which are 4799716, 3474001, 1619932 and 1570842 respectively. In case of acceptors Rajshahi division has been reported the highest number, which is 6191077 followed by Dhaka division 5948478, Chittagong division 3616477, Khulna division 2782475 Barisal divisions 1255448 and Sylhet division 1203935.

**Table 20:** Shows the contraceptive method mix by division for the month of November'14. Khulna division has contributed the highest rate in Permanent Method 16.1% among its CAR method mix followed by Rajshahi 15.9% then Sylhet 15.6% and Dhaka 12.8%. Sylhet division has recorded 5.4% in IUD which is highest among the other divisions followed by Chittagong 4.7% and Barisal 4.1%. Barisal division has contributed the highest rate in Implant 5.6%, followed by Dhaka division with 4.1; Barisal division has also contributed the highest rate in Injectable 28.6% then Chittagong 23.2% and then Khulna 20.7% in CAR method mix among all the divisions. Dhaka division has recorded the highest rate in Oral Pill 52.4% followed by Rajshahi 49.9%, Chittagong 48.1%. Sylhet division has recorded the highest rate in Condom 10.7% followed by remaining 3 divisions Dhaka, Khulna and Chittagong which are 9.4%, 9.3% and 8.9% respectively.

Pie Charts are showing the division wise Method-Mix for current month.

**Table 21:** This table shows the performance of MCH and Reproductive Health Services during the month of October'14 and November'14.

**Annex A:** Annex A shows comparative summary key performances since June 2014.

**Annex B:** Performance of RH-EOC of MCWC including MCHTI & MFSTC for the month of November'14.

**Remarks**

- **The achievement of Dhaka division is good against their projection in permanent method in the reporting period July'14 to November'14 in comparison with that of other divisions.**

## Clarification about the information of summary sheet, table-2 and table-3:

### Method Specific Acceptors:

In the summary sheet, Method Specific Acceptors is shown based on the field workers (FWA) visit of the reporting month and also the previous month. These are the cumulative figure which includes previous month's acceptors and reporting month's new acceptors collected by the field workers within their working areas.

### Contraceptive distribution by Method:

In the summary sheet, Contraceptive Performance by Method is prepared based on the performance and distribution of the reporting month. These figures are actual performance of the reporting month which is not comparable with the information written in method specific acceptors.

### Table- 9, Table-10 and Table-11

Performance showing in the table-9 and 10 is the actual performance of the respective month but the new acceptors showing in the table-11 is may not be the performance done in the same month. It may happen that the new acceptor accepted method in the previous month but field worker shown that case in the next month due to their rounding schedule. So the performance of table-9, table-10 will not be the comparable with the new acceptor of table-11.

### Clarification about the information of MCH and Reproductive Health Services:

- Information shown against 'delivery' which done in MCHTI, MFSTC, MCWCs, UHCs & UH&FWCs. This report is collected through the MIS reporting Form-3. So it is not the whole country's delivery records. This report is absolutely excluding the city corporations.
- Information shown against the 'live births (home)' based on field workers (FWA) report. Live births (clinic) are conducted at different types of clinic (MCH, DH, MCWCs, UHC, UH&FWC, NGO & Private clinics). Field workers visit their units monthly and they submit their report in every month.

### Highest and Lowest performing districts in clinical methods

#### Highest performing districts in the month of November 2014

| Permanent Method |           | IUD         |           | Implant     |           | Remarks |
|------------------|-----------|-------------|-----------|-------------|-----------|---------|
| District         | Ach. Rate | District    | Ach. Rate | District    | Ach. Rate |         |
| Dhaka            | 179.1     | Dhaka       | 288.8     | Gaibandha   | 280.5     |         |
| Panchgarh        | 106.0     | Kishoreganj | 244.4     | Kishoreganj | 273.4     |         |
| Khulna           | 95.8      | Bagerhat    | 214.5     | Rangamati   | 269.4     |         |

#### Lowest performing districts in the month of November 2014

| Permanent Method |           | IUD       |           | Implant   |           | Remarks |
|------------------|-----------|-----------|-----------|-----------|-----------|---------|
| District         | Ach. Rate | District  | Ach. Rate | District  | Ach. Rate |         |
| Kurigram         | 11.7      | Nawabganj | 33.6      | Nawabganj | 18.6      |         |
| Serajganj        | 15.6      | Kushtia   | 36.6      | Serajganj | 35.5      |         |
| Sherpur          | 21.0      | Joipurhat | 57.7      | Noakhali  | 42.6      |         |

### Congratulations:

We congratulate the districts for their better performance in clinical methods against projections. We hope the officers and staffs are involved with the activities will continue their better performance in future.

### Unsatisfactory Performance:

We are sorry for their unsatisfactory low performance in clinical methods against projections. We hope the officers and staffs are involved with the activities will try to overcome from this type of unsatisfactory performance in future.

**Table :1****National Projection, Performance and Achievement Rate of Contraceptive Methods**

| Methods                   | Yearly Projection | Reporting Month      |                | Jul'14 to Nov'14     |               |
|---------------------------|-------------------|----------------------|----------------|----------------------|---------------|
|                           |                   | Performance (in CYP) | Achi. Rate (%) | Performance (in CYP) | Achi. Rate(%) |
| Permanent Method (Male)   | 223954            | 8798                 | 47.1           | 40745                | 43.7          |
| Permanent Method (Female) | 229213            | 12253                | 64.1           | 49330                | 51.7          |
| Permanent Method (Total)  | 453167            | 21051                | 55.7           | 90075                | 47.7          |
| IUD                       | 346449            | 34405                | 119.2          | 98650                | 68.3          |
| Implant                   | 351923            | 41011                | 139.8          | 131164               | 89.4          |
| Injectables               | 4521808           | 293268               | 77.8           | 1436541              | 76.2          |
| Oral Pill                 | 11171525          | 593224               | 63.7           | 2951610              | 63.4          |
| Condom                    | 1595932           | 84248                | 63.3           | 410773               | 61.8          |

**Table :2****List of Divisions according to descending order of Achievement Rate against their projections of Clinical Methods for the period of July to November 2014**

| Sl. No. | Permanent Method (Cases) |                   |             |                | IUD (Cases) |                   |             |                | Implant (Cases) |                   |             |                |
|---------|--------------------------|-------------------|-------------|----------------|-------------|-------------------|-------------|----------------|-----------------|-------------------|-------------|----------------|
|         | Division                 | Yearly Projection | Performance | Achi. Rate (%) | Division    | Yearly Projection | Performance | Achi. Rate (%) | Division        | Yearly Projection | Performance | Achi. Rate (%) |
| 1.      | Dhaka                    | 132039            | 31798       | 57.8           | Dhaka       | 96859             | 33943       | 84.1           | Dhaka           | 92940             | 40329       | 104.1          |
| 2.      | Sylhet                   | 29450             | 6498        | 53.0           | Sylhet      | 20155             | 6411        | 76.3           | Rajshahi        | 106711            | 43172       | 97.1           |
| 3.      | Rajshahi                 | 123598            | 25877       | 50.2           | Chittagong  | 63504             | 19121       | 72.3           | Khulna          | 42984             | 16609       | 92.7           |
| 4.      | Khulna                   | 53289             | 10003       | 45.1           | Barisal     | 23366             | 6648        | 68.3           | Barisal         | 24183             | 9215        | 91.5           |
| 5.      | Chittagong               | 80902             | 11253       | 33.4           | Khulna      | 42685             | 10602       | 59.6           | Sylhet          | 24232             | 6341        | 62.8           |
| 6.      | Barisal                  | 33889             | 4646        | 32.9           | Rajshahi    | 99880             | 21925       | 52.7           | Chittagong      | 60873             | 15498       | 61.1           |

**Table :3****List of Districts achieved the highest Achievement Rate of Clinical Method against their projections for the period of July to November 2014**

| Sl. No. | Permanent Method (Cases) |                   |             |                | IUD (Cases) |                   |             |                | Implant (Cases) |                   |             |                |
|---------|--------------------------|-------------------|-------------|----------------|-------------|-------------------|-------------|----------------|-----------------|-------------------|-------------|----------------|
|         | District                 | Yearly Projection | Performance | Achi. Rate (%) | District    | Yearly Projection | Performance | Achi. Rate (%) | District        | Yearly Projection | Performance | Achi. Rate (%) |
| 1.      | Dhaka                    | 13799             | 9242        | 160.7          | Dhaka       | 9046              | 6938        | 184.1          | Gaibandha       | 8000              | 6369        | 191.1          |
| 2.      | Rajshahi                 | 8000              | 3636        | 109.1          | Kishoreganj | 6118              | 2935        | 115.1          | Rangamati       | 1354              | 1006        | 178.3          |
| 3.      | Khulna                   | 6950              | 2435        | 84.1           | Bandarban   | 1200              | 514         | 102.8          | Mymensingh      | 10818             | 7745        | 171.8          |

**Table :4****List of Districts achieved the lowest Achievement Rate of Clinical Methods against their projections for the period of July to November 2014**

| Sl. No. | Permanent Method (Cases) |                   |             |                | IUD (Cases) |                   |             |                | Implant (Cases) |                   |             |                |
|---------|--------------------------|-------------------|-------------|----------------|-------------|-------------------|-------------|----------------|-----------------|-------------------|-------------|----------------|
|         | District                 | Yearly Projection | Performance | Achi. Rate (%) | District    | Yearly Projection | Performance | Achi. Rate (%) | District        | Yearly Projection | Performance | Achi. Rate (%) |
| 1.      | Serajganj                | 14500             | 684         | 11.3           | Nawabganj   | 5000              | 437         | 21.0           | Nawabganj       | 6000              | 287         | 11.5           |
| 2.      | Madaripur                | 5000              | 372         | 17.9           | Kushtia     | 6500              | 602         | 22.2           | Serajganj       | 11634             | 893         | 18.4           |
| 3.      | Cox's Bazar              | 5893              | 442         | 18.0           | Kurigram    | 8000              | 1084        | 32.5           | Noakhali        | 6500              | 805         | 29.7           |

**Table :5****Comparative Statement of contraceptive performance for the period between July to November 2013 and July to November 2014**

| Methods                   | Yearly Projection (2013-2014) | Jul'13 to Nov'13     |                | Yearly Projection (2014-2015) | Jul'14 to Nov'14     |                | Change of Jul'14 to Nov'14 over Jul'13 to Nov'13 |
|---------------------------|-------------------------------|----------------------|----------------|-------------------------------|----------------------|----------------|--|
|                           |                               | Performance (in CYP) | Achi. Rate (%) |                               | Performance (in CYP) | Achi. Rate (%) |  |
| Permanent Method (Male)   | 226158                        | 51674                | 54.8           | 223954                        | 40745                | 43.7           | -11.2  |
| Permanent Method (Female) | 237631                        | 52833                | 53.4           | 229213                        | 49330                | 51.7           | -1.7   |
| Permanent Method (Total)  | 463789                        | 104507               | 54.1           | 453167                        | 90075                | 47.7           | -6.4   |
| IUD                       | 350000                        | 105308               | 72.2           | 346449                        | 98650                | 68.3           | -3.9   |
| Implant                   | 350000                        | 115501               | 79.2           | 351923                        | 131164               | 89.4           | 10.2   |
| Injectables               | 4452958.75                    | 1432207              | 77.2           | 4521807.73                    | 1436541              | 76.2           | -0.9   |
| Oral Pill                 | 11001427.5                    | 2981584              | 65.0           | 11171525                      | 2951610              | 63.4           | -1.6   |
| Condom                    | 1571632.5                     | 406220               | 62.0           | 1595932.14                    | 410773               | 61.8           | -0.3   |

**Table :6****Performance & Distribution of Contraceptives by Method for the month of October and November 2014**

| Method                           | Performance |          | % Change of Nov'14 over Oct'14 |
|----------------------------------|-------------|----------|--------------------------------|
|                                  | Oct'14      | Nov'14   |                                |
| Permanent Method (Male, Cases)   | 7667        | 8798     | 14.8                           |
| Permanent Method (Female, Cases) | 9389        | 12253    | 30.5                           |
| Permanent Method (Total, Cases)  | 17056       | 21051    | 23.4                           |
| I U D (Cases)                    | 16263       | 34405    | 111.6                          |
| Implant (Cases)                  | 24332       | 41011    | 68.5                           |
| Injectables (Doses)              | 1124283     | 1173072  | 4.3                            |
| Oral Pill (Cycles)               | 8750664     | 8898364  | 1.7                            |
| Condom (Pieces)                  | 12254870    | 12637254 | 3.1                            |

**Table :7****Contribution of Government, NGOs and Multisector in respect of Contraceptive Performance during November 2014**

| Method                           | Performance |                    |          | Share of Contribution in Percentage |                      |
|----------------------------------|-------------|--------------------|----------|-------------------------------------|----------------------|
|                                  | Govt.       | NGOs & Multisector | Total    | Government                          | NGOs and Multisector |
| Permanent Method (Male, Cases)   | 6046        | 2752               | 8798     | 68.7                                | 31.3                 |
| Permanent Method (Female, Cases) | 11234       | 1019               | 12253    | 91.7                                | 8.3                  |
| Permanent Method (Cases)         | 17280       | 3771               | 21051    | 82.1                                | 17.9                 |
| IUD (Cases)                      | 30496       | 3909               | 34405    | 88.6                                | 11.4                 |
| Implant (Cases)                  | 36094       | 4917               | 41011    | 88.0                                | 12.0                 |
| Injectable (Doses)               | 951469      | 221603             | 1173072  | 81.1                                | 18.9                 |
| Oral Pill (Cycles)               | 7529726     | 1368638            | 8898364  | 84.6                                | 15.4                 |
| Condom (Pieces)                  | 9005671     | 3631583            | 12637254 | 71.3                                | 28.7                 |

**Table :8****NGO and Multisector wise Contraceptive Performance for the month of November 2014**

| Sl. No. | NGO and Multisector                              | Oral Pill (Cycle) | Condom (Pieces) | Injectable (Vial) | IUD (Cases) | Implant (Nos) | ECP (Dose) | Permanent Method |            |            |
|---------|--|-------------------|-----------------|-------------------|-------------|---------------|------------|------------------|------------|------------|
|         |  |                   |                 |                   |             |               |            | Male             | Female     | Total      |
| 1       | Family Planning Association of Bangladesh (FPAB) | 75641             | 148247          | 5701              | 126         | 547           | 18         | 87               | 49         | 136        |
| 2       | BAVS   | 225               | 3244            | 94                | 4           | 76            | 0          | 77               | 52         | 129        |
| 3       | Marie Stopes Clinic                              | 6181              | 45113           | 4933              | 241         | 279           | 0          | 324              | 84         | 408        |
| 4       | Palli Shisu Foundation (PSF)                     | 71908             | 142210          | 11451             | 94          | 154           | 0          | 13               | 17         | 30         |
| 5       | Jatio Tarun Shanga                               | 23607             | 46148           | 2596              | 14          | 15            | 0          | 0                | 4          | 4          |
| 6       | Bamaneh  | 26366             | 54568           | 2806              | 8           | 40            | 0          | 1                | 2          | 3          |
| 7       | Tilottoma  | 14693             | 113213          | 5369              | 32          | 27            | 0          | 8                | 12         | 20         |
| 8       | Anonnya Somaj Kallyan Samity                     | 2737              | 3170            | 1045              | 0           | 0             | 0          | 0                | 0          | 0          |
| 9       | Shanirvar Bangladesh                             | 12378             | 12154           | 837               | 14          | 15            | 0          | 4                | 0          | 4          |
| 10      | Sromo Kallyan Shangstha                          | 60                | 120             | 0                 | 0           | 0             | 0          | 0                | 0          | 0          |
| 11      | CMH  | 1122              | 12140           | 212               | 0           | 0             | 0          | 0                | 0          | 0          |
| 12      | BWHC   | 102               | 100             | 85                | 0           | 59            | 0          | 0                | 0          | 0          |
| 13      | B.G.B  | 174               | 2443            | 1                 | 0           | 0             | 0          | 0                | 0          | 0          |
| 14      | R. H. Steps                                      | 1044              | 6756            | 750               | 30          | 0             | 0          | 0                | 0          | 0          |
| 15      | MR CLINIC  | 384               | 90              | 34                | 3           | 0             | 0          | 0                | 0          | 0          |
| 16      | POLLI SHISHU CLINIC                              | 8158              | 9431            | 1552              | 3           | 0             | 0          | 0                | 4          | 4          |
| 17      | JTS-GONO UNNAYAN ACADEMY                         | 23255             | 46164           | 2997              | 12          | 0             | 0          | 0                | 2          | 2          |
| 18      | THANGAMARA                                       | 503               | 2251            | 247               | 2           | 7             | 0          | 1                | 9          | 10         |
| 19      | MOHILA-O-SHISHU SHASTHA KALLYAN SAMITY           | 1520              | 1350            | 1100              | 0           | 0             | 0          | 0                | 0          | 0          |
| 20      | LUTHAREN MISSION                                 | 664               | 635             | 45                | 0           | 9             | 0          | 0                | 3          | 3          |
| 21      | Darpon   | 2943              | 3075            | 981               | 3           | 0             | 0          | 0                | 0          | 0          |
| 22      | I pas  | 2                 | 45              | 0                 | 0           | 0             | 0          | 0                | 0          | 0          |
| 23      | Surjer Hasi Clinic                               | 27892             | 47757           | 6900              | 43          | 90            | 0          | 24               | 11         | 35         |
| 24      | Friend Ship                                      | 2015              | 4300            | 374               | 0           | 8             | 0          | 0                | 0          | 0          |
| 25      | Kanchan  | 35200             | 124398          | 5233              | 13          | 19            | 0          | 4                | 5          | 9          |
| 26      | Population Services & Training Centre (PSTC)     | 776               | 17992           | 812               | 0           | 1             | 0          | 0                | 6          | 6          |
| 27      | SORNALY  | 4354              | 3524            | 1043              | 5           | 0             | 0          | 0                | 0          | 0          |
| 28      | Manab Bikash Sangstha                            | 352               | 444             | 50                | 0           | 0             | 0          | 0                | 0          | 0          |
| 29      | Dhaldanga Bohumukhi Samaj Unnayn Sangstha        | 7000              | 6400            | 340               | 0           | 0             | 0          | 0                | 0          | 0          |
| 30      | Chardulai  | 2928              | 6736            | 603               | 15          | 0             | 0          | 0                | 0          | 0          |
| 31      | Lamb Hospital                                    | 48                | 10              | 101               | 0           | 73            | 0          | 0                | 11         | 11         |
| 32      | KMSS   | 2348              | 20536           | 722               | 0           | 0             | 0          | 0                | 0          | 0          |
|         | <b>Rajshahi Division</b>                         | <b>356580</b>     | <b>884764</b>   | <b>59014</b>      | <b>662</b>  | <b>1419</b>   | <b>18</b>  | <b>543</b>       | <b>271</b> | <b>814</b> |
| 1       | Family Planning Association of Bangladesh (FPAB) | 37103             | 57364           | 1256              | 51          | 170           | 0          | 8                | 15         | 23         |
| 2       | BAVS   | 771               | 12032           | 335               | 1           | 6             | 0          | 233              | 5          | 238        |
| 3       | Marie Stopes Clinic                              | 2963              | 33099           | 2098              | 230         | 52            | 0          | 6                | 8          | 14         |
| 4       | Palli Shisu Foundation (PSF)                     | 5121              | 6180            | 946               | 5           | 11            | 0          | 0                | 2          | 2          |
| 5       | Paribarik Shastha Clinic                         | 4371              | 3420            | 541               | 14          | 0             | 0          | 0                | 0          | 0          |
| 6       | Jatio Tarun Shanga                               | 15327             | 35240           | 2755              | 9           | 19            | 0          | 0                | 10         | 10         |
| 7       | Paribar Kallyan Shangstha (PKS)                  | 43323             | 189462          | 11895             | 48          | 78            | 0          | 4                | 25         | 29         |
| 8       | Anonnya Somaj Kallyan Samity                     | 1382              | 4572            | 199               | 0           | 12            | 0          | 0                | 0          | 0          |
| 9       | PSKS   | 1101              | 13551           | 761               | 11          | 13            | 0          | 0                | 3          | 3          |
| 10      | Sromo Kallyan Shangstha                          | 1293              | 5544            | 0                 | 0           | 0             | 0          | 0                | 0          | 0          |
| 11      | Addin Hospital                                   | 9115              | 7320            | 2067              | 1           | 0             | 0          | 0                | 7          | 7          |
| 12      | PSKP   | 970               | 7900            | 232               | 7           | 20            | 0          | 1                | 4          | 5          |
| 13      | CMH  | 90                | 1600            | 6                 | 0           | 0             | 0          | 0                | 0          | 0          |
| 14      | BWHC   | 117               | 182             | 139               | 0           | 0             | 0          | 0                | 0          | 0          |
| 15      | BONOPHUL (PKS)                                   | 2625              | 7740            | 802               | 9           | 20            | 0          | 2                | 6          | 8          |
| 16      | B.G.B  | 96                | 440             | 1                 | 0           | 0             | 0          | 0                | 0          | 0          |
| 17      | R. H. Steps                                      | 1515              | 3312            | 346               | 9           | 0             | 0          | 0                | 0          | 0          |
| 18      | VPKA (VP KENDRA)                                 | 3635              | 11110           | 1245              | 1           | 0             | 0          | 0                | 1          | 1          |
| 19      | CRC  | 18312             | 15720           | 1142              | 16          | 0             | 0          | 0                | 0          | 0          |
| 20      | FAIR FOUNDATION                                  | 2778              | 11340           | 1305              | 5           | 6             | 0          | 2                | 0          | 2          |
| 21      | SGS  | 8382              | 15563           | 1131              | 4           | 16            | 0          | 0                | 3          | 3          |
| 22      | Police Hospital                                  | 63                | 3775            | 0                 | 0           | 0             | 0          | 0                | 0          | 0          |
| 23      | Surjer Hasi Clinic                               | 2098              | 9924            | 605               | 1           | 4             | 0          | 0                | 6          | 6          |
| 24      | MANOB SHEBA                                      | 730               | 1020            | 0                 | 0           | 0             | 0          | 0                | 0          | 0          |
| 25      | BNS TITUMIR                                      | 183               | 4160            | 120               | 0           | 0             | 0          | 0                | 0          | 0          |

| Sl. No. | NGO and Multisector                              | Oral Pill (Cycle) | Condom (Pieces) | Injectable (Vial) | IUD (Cases) | Implant (Nos) | ECP (Dose) | Permanent Method |            |            |
|---------|--|-------------------|-----------------|-------------------|-------------|---------------|------------|------------------|------------|------------|
|         |  |                   |                 |                   |             |               |            | Male             | Female     | Total      |
| 26      | THE SALVATION ARMY                               | 459               | 580             | 103               | 0           | 0             | 0          | 0                | 6          | 6          |
| 27      | Peoples Development Community (PDC)              | 10000             | 5500            | 600               | 0           | 0             | 0          | 0                | 0          | 0          |
|         | <b>Khulna Division</b>                           | <b>173923</b>     | <b>467650</b>   | <b>30630</b>      | <b>422</b>  | <b>427</b>    | <b>0</b>   | <b>256</b>       | <b>101</b> | <b>357</b> |
| 1       | Family Planning Association of Bangladesh (FPAB) | 15224             | 17146           | 745               | 22          | 90            | 0          | 6                | 3          | 9          |
| 2       | BAVS   | 207               | 4896            | 45                | 8           | 28            | 0          | 136              | 3          | 139        |
| 3       | Marie Stopes Clinic                              | 1290              | 8794            | 572               | 70          | 10            | 0          | 29               | 0          | 29         |
| 4       | Paribarik Shastha Clinic                         | 1220              | 3740            | 740               | 49          | 57            | 0          | 0                | 0          | 0          |
| 5       | Shanirvar Bangladesh                             | 23706             | 62587           | 8295              | 33          | 20            | 0          | 2                | 0          | 2          |
| 6       | Sromo Kallyan Shangstha                          | 42                | 180             | 0                 | 0           | 0             | 0          | 0                | 0          | 0          |
| 7       | TDH CLINIC                                       | 8990              | 3400            | 0                 | 0           | 23            | 0          | 0                | 1          | 1          |
| 8       | R. H. Steps                                      | 405               | 120             | 43                | 0           | 0             | 0          | 0                | 0          | 0          |
| 9       | CHCP   | 1163              | 1078            | 0                 | 0           | 0             | 0          | 0                | 0          | 0          |
| 10      | Surjer Hasi Clinic                               | 1852              | 5330            | 750               | 44          | 46            | 0          | 0                | 0          | 0          |
| 11      | UPHCP  | 1469              | 5170            | 878               | 1           | 45            | 0          | 1                | 4          | 5          |
|         | <b>Barisal Division</b>                          | <b>55568</b>      | <b>112441</b>   | <b>12068</b>      | <b>227</b>  | <b>319</b>    | <b>0</b>   | <b>174</b>       | <b>11</b>  | <b>185</b> |
| 1       | Family Planning Association of Bangladesh (FPAB) | 64351             | 133410          | 2164              | 47          | 243           | 3          | 19               | 21         | 40         |
| 2       | BAVS   | 412               | 21034           | 168               | 37          | 128           | 0          | 702              | 16         | 718        |
| 3       | Marie Stopes Clinic                              | 10044             | 79143           | 5002              | 781         | 241           | 3          | 507              | 36         | 543        |
| 4       | Paribarik Shastha Clinic                         | 2387              | 18777           | 1008              | 7           | 2             | 0          | 2                | 1          | 3          |
| 5       | Jatio Tarun Shanga                               | 26439             | 88765           | 3791              | 67          | 94            | 0          | 7                | 8          | 15         |
| 6       | Bamaneh  | 12523             | 65215           | 2161              | 27          | 19            | 0          | 3                | 1          | 4          |
| 7       | Paribar Kallyan Shangstha (PKS)                  | 685               | 2860            | 24                | 0           | 0             | 0          | 0                | 0          | 0          |
| 8       | Shanirvar Bangladesh                             | 187344            | 370942          | 17673             | 284         | 247           | 0          | 24               | 45         | 69         |
| 9       | Sromo Kallyan Shangstha                          | 260               | 4656            | 0                 | 0           | 0             | 0          | 0                | 0          | 0          |
| 10      | Addin Hospital                                   | 696               | 2050            | 222               | 10          | 3             | 0          | 0                | 36         | 36         |
| 11      | BAPSA  | 4393              | 25166           | 1714              | 84          | 53            | 0          | 89               | 3          | 92         |
| 12      | Radda Barnen                                     | 421               | 4669            | 519               | 10          | 0             | 0          | 0                | 0          | 0          |
| 13      | UTPS   | 4818              | 20328           | 937               | 39          | 109           | 0          | 15               | 25         | 40         |
| 14      | PSKP   | 2401              | 18014           | 665               | 8           | 17            | 0          | 24               | 3          | 27         |
| 15      | Community Health Care Project                    | 879               | 2952            | 136               | 0           | 0             | 0          | 0                | 0          | 0          |
| 16      | Gono Shastha Kendra                              | 321               | 6943            | 189               | 0           | 0             | 0          | 0                | 0          | 0          |
| 17      | Anirban Sangsad                                  | 684               | 2040            | 111               | 0           | 0             | 0          | 0                | 0          | 0          |
| 18      | CMH  | 645               | 9000            | 40                | 0           | 0             | 0          | 0                | 3          | 3          |
| 19      | SPIRE  | 4833              | 7212            | 666               | 0           | 0             | 0          | 0                | 0          | 0          |
| 20      | Shimantik  | 744               | 2568            | 154               | 10          | 22            | 0          | 30               | 12         | 42         |
| 21      | Nagar Unnoyan Somaj Seba Shangstha               | 6030              | 6360            | 614               | 7           | 0             | 0          | 0                | 0          | 0          |
| 22      | TDH CLINIC                                       | 1440              | 3200            | 114               | 6           | 10            | 0          | 1                | 0          | 1          |
| 23      | SHAKTTI FOUNDATION                               | 755               | 6551            | 79                | 0           | 0             | 0          | 0                | 0          | 0          |
| 24      | BWHC   | 528               | 4518            | 491               | 10          | 1             | 0          | 0                | 1          | 1          |
| 25      | B.G.B  | 37                | 275             | 1                 | 0           | 0             | 0          | 0                | 0          | 0          |
| 26      | Association in Training & Management (AITAM )    | 94                | 395             | 77                | 1           | 0             | 0          | 0                | 0          | 0          |
| 27      | MANOBK SHAHAJJYA SAMITY                          | 25                | 200             | 26                | 0           | 0             | 0          | 0                | 0          | 0          |
| 28      | R. H. Steps                                      | 2106              | 4926            | 660               | 47          | 0             | 0          | 0                | 0          | 0          |
| 29      | WORLD CONCERN                                    | 1372              | 3848            | 600               | 0           | 0             | 0          | 0                | 0          | 0          |
| 30      | VPKA (VP KENDRA)                                 | 12506             | 59002           | 2807              | 29          | 20            | 0          | 5                | 13         | 18         |
| 31      | MMKS   | 651               | 2400            | 309               | 0           | 0             | 0          | 0                | 0          | 0          |
| 32      | CHCP   | 10490             | 7727            | 32                | 1           | 49            | 0          | 7                | 8          | 15         |
| 33      | VFWA   | 1779              | 16352           | 1794              | 17          | 0             | 0          | 0                | 5          | 5          |
| 34      | Nari Moytri                                      | 3334              | 12897           | 948               | 15          | 32            | 0          | 20               | 18         | 38         |
| 35      | SGS  | 18757             | 34848           | 1699              | 20          | 7             | 8          | 1                | 11         | 12         |
| 36      | CWFD   | 6575              | 28713           | 2297              | 41          | 33            | 0          | 0                | 1          | 1          |
| 37      | Aid For Poor People                              | 5613              | 14148           | 755               | 0           | 0             | 0          | 0                | 0          | 0          |
| 38      | B G M E  | 114               | 540             | 7                 | 0           | 0             | 0          | 0                | 0          | 0          |
| 39      | Surjer Hasi Clinic                               | 39992             | 129214          | 7679              | 86          | 36            | 0          | 0                | 13         | 13         |
| 40      | Provti S K S Prishad                             | 4315              | 5237            | 603               | 0           | 0             | 0          | 0                | 0          | 0          |
| 41      | KUMUDINI HOSPATIL                                | 3692              | 4056            | 0                 | 0           | 0             | 0          | 0                | 0          | 0          |
| 42      | HRDS   | 450               | 1530            | 116               | 0           | 0             | 0          | 0                | 0          | 0          |
| 43      | Family Welfare Assosiation                       | 4762              | 3648            | 656               | 0           | 0             | 0          | 0                | 0          | 0          |
| 44      | Population Services & Training Centre (PSTC)     | 35275             | 96834           | 5795              | 170         | 306           | 0          | 21               | 31         | 52         |
| 45      | KMSS   | 509               | 4725            | 320               | 1           | 2             | 0          | 0                | 0          | 0          |
| 46      | Shastha Prokalpo                                 | 18                | 0               | 101               | 0           | 0             | 0          | 0                | 10         | 10         |

| Sl. No. | NGO and Multisector                              | Oral Pill (Cycle) | Condom (Pieces) | Injectable (Vial) | IUD (Cases) | Implant (Nos) | ECP (Dose) | Permanent Method |             |             |
|---------|--|-------------------|-----------------|-------------------|-------------|---------------|------------|------------------|-------------|-------------|
|         |  |                   |                 |                   |             |               |            | Male             | Female      | Total       |
| 47      | SAZEDA   | 78                | 744             | 47                | 0           | 0             | 0          | 0                | 0           | 0           |
| 48      | Ma-O-Shisu Unnoyan Shangstha                     | 4668              | 8400            | 589               | 0           | 0             | 0          | 0                | 0           | 0           |
| 49      | Sonar Bangla Samaj Kalyan                        | 3882              | 12792           | 190               | 13          | 0             | 0          | 0                | 0           | 0           |
| 50      | Adarsha Paribar Kalyan Shangsta                  | 1065              | 3900            | 141               | 0           | 0             | 0          | 0                | 0           | 0           |
| 51      | khulna Mukti Sena                                | 5457              | 11635           | 636               | 9           | 11            | 0          | 0                | 0           | 0           |
| 52      | Sebika Shangsta                                  | 4500              | 10000           | 400               | 37          | 0             | 0          | 0                | 0           | 0           |
| 53      | Sushastha Community Health Care                  | 810               | 96              | 4                 | 0           | 0             | 0          | 0                | 0           | 0           |
| 54      | Rural Health Development Organization(RHDO)      | 87                | 433             | 21                | 4           | 0             | 0          | 0                | 0           | 0           |
| 55      | Daridra Paribar Seba Songshta                    | 8730              | 25284           | 1197              | 0           | 0             | 0          | 0                | 0           | 0           |
| 56      | M S F Belajayam                                  | 45                | 3241            | 191               | 0           | 0             | 0          | 0                | 0           | 0           |
| 57      | Society For Peoples Advancement                  | 0                 | 0               | 0                 | 30          | 0             | 0          | 0                | 0           | 0           |
| 58      | Ucchatar Samaj Unnayan Songtha                   | 693               | 7800            | 600               | 0           | 0             | 0          | 0                | 0           | 0           |
| 59      | Urban Health Care                                | 2194              | 7947            | 283               | 15          | 22            | 0          | 0                | 3           | 3           |
| 60      | Udoy   | 500               | 1000            | 0                 | 0           | 3             | 0          | 0                | 0           | 0           |
|         | <b>Dhaka Division</b>                            | <b>519208</b>     | <b>1431160</b>  | <b>70223</b>      | <b>1970</b> | <b>1710</b>   | <b>14</b>  | <b>1477</b>      | <b>324</b>  | <b>1801</b> |
| 1       | Family Planning Association of Bangladesh (FPAB) | 30557             | 73466           | 2666              | 81          | 255           | 0          | 16               | 16          | 32          |
| 2       | BAVS   | 204               | 9630            | 19                | 0           | 8             | 0          | 80               | 0           | 80          |
| 3       | Marie Stopes Clinic                              | 4453              | 23979           | 1967              | 209         | 85            | 0          | 99               | 26          | 125         |
| 4       | Paribarik Shastha Clinic                         | 2573              | 10272           | 989               | 14          | 0             | 0          | 0                | 0           | 0           |
| 5       | Bamaneh  | 7071              | 59867           | 1993              | 18          | 7             | 0          | 3                | 4           | 7           |
| 6       | Shanirvar Bangladesh                             | 17162             | 50513           | 2767              | 30          | 0             | 0          | 0                | 2           | 2           |
| 7       | BAPSA  | 1356              | 3480            | 228               | 6           | 0             | 0          | 0                | 0           | 0           |
| 8       | ICDDR,B  | 1735              | 3880            | 1851              | 2           | 0             | 0          | 0                | 0           | 0           |
| 9       | FDSR   | 43157             | 60577           | 7871              | 22          | 81            | 0          | 3                | 29          | 32          |
| 10      | CMH  | 108               | 452             | 59                | 4           | 0             | 0          | 0                | 0           | 0           |
| 11      | SUPIRAT  | 12486             | 81578           | 4909              | 36          | 2             | 0          | 2                | 1           | 3           |
| 12      | PROSHANTI  | 1944              | 13048           | 1081              | 5           | 0             | 0          | 0                | 0           | 0           |
| 13      | BONOPHUL (PKS)                                   | 99                | 1008            | 75                | 0           | 0             | 0          | 0                | 0           | 0           |
| 14      | NISKRITY   | 5905              | 20238           | 4240              | 6           | 38            | 0          | 0                | 0           | 0           |
| 15      | IMAGE  | 2700              | 11919           | 1944              | 0           | 24            | 0          | 2                | 3           | 5           |
| 16      | MOMOTA   | 2470              | 19598           | 1411              | 2           | 51            | 0          | 0                | 16          | 16          |
| 17      | SUS (TMA , NASIRABAD)                            | 57738             | 49084           | 1801              | 3           | 4             | 0          | 0                | 4           | 4           |
| 18      | B.G.B  | 104               | 2085            | 3                 | 0           | 0             | 0          | 0                | 0           | 0           |
| 19      | R. H. Steps                                      | 18010             | 3624            | 720               | 36          | 0             | 0          | 0                | 0           | 0           |
| 20      | BANDHAN  | 1205              | 64132           | 2240              | 19          | 0             | 0          | 0                | 2           | 2           |
| 21      | 33 Podatik                                       | 1020              | 17000           | 60                | 3           | 0             | 0          | 0                | 3           | 3           |
| 22      | Ghasful  | 6852              | 9600            | 80                | 0           | 0             | 0          | 0                | 0           | 0           |
| 23      | Surjer Hasi Clinic                               | 652               | 33104           | 1872              | 21          | 18            | 0          | 0                | 3           | 3           |
| 24      | RTMI   | 2373              | 3312            | 404               | 0           | 4             | 0          | 0                | 0           | 0           |
| 25      | SURJER HASHI CLINIC                              | 138               | 7368            | 912               | 13          | 0             | 0          | 0                | 1           | 1           |
| 26      | NAGAR MATRI SADAN                                | 1080              | 468             | 42                | 5           | 17            | 0          | 2                | 9           | 11          |
| 27      | NAGAR SASTHO KENDRO                              | 11114             | 2076            | 606               | 5           | 52            | 0          | 0                | 0           | 0           |
|         | <b>Chittagong Division</b>                       | <b>234266</b>     | <b>635358</b>   | <b>42810</b>      | <b>540</b>  | <b>646</b>    | <b>0</b>   | <b>207</b>       | <b>119</b>  | <b>326</b>  |
| 1       | Family Planning Association of Bangladesh (FPAB) | 39                | 16584           | 220               | 0           | 168           | 0          | 9                | 21          | 30          |
| 2       | BAVS   | 1728              | 1620            | 21                | 1           | 31            | 0          | 45               | 35          | 80          |
| 3       | Marie Stopes Clinic                              | 2195              | 14936           | 405               | 28          | 93            | 0          | 36               | 101         | 137         |
| 4       | CMH  | 20053             | 5523            | 158               | 0           | 0             | 0          | 0                | 0           | 0           |
| 5       | Shimantik  | 160               | 45414           | 3423              | 39          | 99            | 0          | 5                | 31          | 36          |
| 6       | BWHC   | 102               | 2820            | 27                | 1           | 0             | 0          | 0                | 0           | 0           |
| 7       | RED CRESCENT SANGSTHA                            | 108               | 70              | 24                | 0           | 0             | 0          | 0                | 0           | 0           |
| 8       | B.G.B  | 199               | 1375            | 0                 | 0           | 0             | 0          | 0                | 0           | 0           |
| 9       | R. H. Steps                                      | 2160              | 612             | 67                | 1           | 0             | 0          | 0                | 0           | 0           |
| 10      | Sylhet Samaj Kallyan Sangatha                    | 616               | 4248            | 1899              | 1           | 5             | 0          | 0                | 5           | 5           |
| 11      | Surjer Hasi Clinic                               | 1616              | 3920            | 361               | 11          | 0             | 0          | 0                | 0           | 0           |
| 12      | SUPPS  | 66                | 2748            | 253               | 6           | 0             | 0          | 0                | 0           | 0           |
| 13      | TIL Welfare Division                             | 51                | 200             | 0                 | 0           | 0             | 0          | 0                | 0           | 0           |
| 14      | Govt. Labour Welfare Center                      |                   | 140             | 0                 | 0           | 0             | 0          | 0                | 0           | 0           |
|         | <b>Sylhet Division</b>                           | <b>29093</b>      | <b>100210</b>   | <b>6858</b>       | <b>88</b>   | <b>396</b>    | <b>0</b>   | <b>95</b>        | <b>193</b>  | <b>288</b>  |
|         | <b>Total NGO and Multisectoral Performance</b>   | <b>1368638</b>    | <b>3631583</b>  | <b>221603</b>     | <b>3909</b> | <b>4917</b>   | <b>32</b>  | <b>2752</b>      | <b>1019</b> | <b>3771</b> |



**Table :9****District wise Projection, Performance and Achievement Rate of Permanent and Long Acting Methods**

| District             | Permanent Method (Cases) |                 |               |                  |               | IUD (Cases)       |                 |               |                  |               | Implant (Cases)   |                 |               |                  |               |
|----------------------|--------------------------|-----------------|---------------|------------------|---------------|-------------------|-----------------|---------------|------------------|---------------|-------------------|-----------------|---------------|------------------|---------------|
|                      | Yearly Projection        | Reporting Month |               | Jul'14 to Nov'14 |               | Yearly Projection | Reporting Month |               | Jul'14 to Nov'14 |               | Yearly Projection | Reporting Month |               | Jul'14 to Nov'14 |               |
|                      |                          | Perform.        | Achi. Rate(%) | Perform.         | Achi. Rate(%) |                   | Perform.        | Achi. Rate(%) | Perform.         | Achi. Rate(%) |                   | Perform.        | Achi. Rate(%) | Perform.         | Achi. Rate(%) |
| Dinajpur             | 10800                    | 434             | 48.2          | 2913             | 64.7          | 8000              | 617             | 92.6          | 2073             | 62.2          | 8517              | 1037            | 146.1         | 3915             | 110.3         |
| Thakurgaon           | 3403                     | 174             | 61.4          | 1103             | 77.8          | 5183              | 260             | 60.2          | 755              | 35.0          | 3978              | 257             | 77.5          | 828              | 50.0          |
| Panchgarh            | 4232                     | 374             | 106.0         | 1299             | 73.7          | 2979              | 240             | 96.7          | 741              | 59.7          | 2446              | 451             | 221.3         | 1569             | 153.9         |
| Nilphamari           | 5153                     | 255             | 59.4          | 1134             | 52.8          | 7419              | 883             | 142.8         | 1730             | 56.0          | 7273              | 1075            | 177.4         | 2530             | 83.5          |
| Rangpur              | 8987                     | 689             | 92.0          | 3055             | 81.6          | 6975              | 653             | 112.3         | 1676             | 57.7          | 7100              | 1448            | 244.7         | 5001             | 169.0         |
| Kurigram             | 10500                    | 102             | 11.7          | 1211             | 27.7          | 8000              | 499             | 74.9          | 1084             | 32.5          | 6500              | 737             | 136.1         | 2455             | 90.6          |
| Gaibandha            | 8600                     | 464             | 64.7          | 1951             | 54.4          | 6993              | 762             | 130.8         | 2502             | 85.9          | 8000              | 1870            | 280.5         | 6369             | 191.1         |
| Lalmonirhat          | 5660                     | 163             | 34.6          | 704              | 29.9          | 4500              | 392             | 104.5         | 777              | 41.4          | 5565              | 429             | 92.5          | 2850             | 122.9         |
| Bogra                | 13600                    | 418             | 36.9          | 1962             | 34.6          | 8137              | 630             | 92.9          | 1741             | 51.4          | 10698             | 1534            | 172.1         | 5175             | 116.1         |
| Joipurhat            | 2878                     | 136             | 56.7          | 1007             | 84.0          | 3100              | 149             | 57.7          | 445              | 34.5          | 3000              | 425             | 170.0         | 1838             | 147.0         |
| Noagaon              | 8785                     | 276             | 37.7          | 1423             | 38.9          | 6500              | 318             | 58.7          | 1055             | 39.0          | 6500              | 629             | 116.1         | 2235             | 82.5          |
| Nawabganj            | 5300                     | 272             | 61.6          | 1214             | 55.0          | 5000              | 140             | 33.6          | 437              | 21.0          | 6000              | 93              | 18.6          | 287              | 11.5          |
| Rajshahi             | 8000                     | 606             | 90.9          | 3636             | 109.1         | 7000              | 399             | 68.4          | 1238             | 42.4          | 6500              | 800             | 147.7         | 3031             | 111.9         |
| Natore               | 6000                     | 330             | 66.0          | 1297             | 51.9          | 5500              | 327             | 71.3          | 989              | 43.2          | 5500              | 703             | 153.4         | 2235             | 97.5          |
| Pabna                | 7200                     | 243             | 40.5          | 1284             | 42.8          | 7048              | 727             | 123.8         | 2842             | 96.8          | 7500              | 525             | 84.0          | 1961             | 62.8          |
| Serajganj            | 14500                    | 189             | 15.6          | 684              | 11.3          | 7546              | 567             | 90.2          | 1840             | 58.5          | 11634             | 344             | 35.5          | 893              | 18.4          |
| <b>Rajshahi Div.</b> | <b>123598</b>            | <b>5125</b>     | <b>49.8</b>   | <b>25877</b>     | <b>50.2</b>   | <b>99880</b>      | <b>7563</b>     | <b>90.9</b>   | <b>21925</b>     | <b>52.7</b>   | <b>106711</b>     | <b>12357</b>    | <b>139.0</b>  | <b>43172</b>     | <b>97.1</b>   |
| Kushtia              | 5800                     | 183             | 37.9          | 775              | 32.1          | 6500              | 198             | 36.6          | 602              | 22.2          | 4237              | 410             | 116.1         | 1364             | 77.3          |
| Meherpur             | 3500                     | 125             | 42.9          | 474              | 32.5          | 2300              | 185             | 96.5          | 370              | 38.6          | 2100              | 148             | 84.6          | 351              | 40.1          |
| Chuadanga            | 6500                     | 182             | 33.6          | 841              | 31.1          | 3000              | 203             | 81.2          | 653              | 52.2          | 3500              | 437             | 149.8         | 1353             | 92.8          |
| Jhenaidaha           | 4400                     | 284             | 77.5          | 857              | 46.7          | 5000              | 402             | 96.5          | 1307             | 62.7          | 4870              | 716             | 176.4         | 2030             | 100.0         |
| Magura               | 5500                     | 163             | 35.6          | 651              | 28.4          | 2285              | 249             | 130.8         | 647              | 68.0          | 3000              | 496             | 198.4         | 1634             | 130.7         |
| Narail               | 4500                     | 148             | 39.5          | 445              | 23.7          | 2500              | 229             | 109.9         | 615              | 59.0          | 3000              | 217             | 86.8          | 531              | 42.5          |
| Jessore              | 7000                     | 397             | 68.1          | 1721             | 59.0          | 7200              | 781             | 130.2         | 2148             | 71.6          | 8400              | 881             | 125.9         | 2894             | 82.7          |
| Khulna               | 6950                     | 555             | 95.8          | 2435             | 84.1          | 5800              | 587             | 121.4         | 2064             | 85.4          | 5547              | 823             | 178.0         | 2991             | 129.4         |
| Bagerhat             | 3337                     | 250             | 89.9          | 774              | 55.7          | 3100              | 554             | 214.5         | 1186             | 91.8          | 3330              | 426             | 153.5         | 1259             | 90.7          |
| Satkhira             | 5802                     | 295             | 61.0          | 1030             | 42.6          | 5000              | 354             | 85.0          | 1010             | 48.5          | 5000              | 676             | 162.2         | 2202             | 105.7         |
| <b>Khulna Div.</b>   | <b>53289</b>             | <b>2582</b>     | <b>58.1</b>   | <b>10003</b>     | <b>45.1</b>   | <b>42685</b>      | <b>3742</b>     | <b>105.2</b>  | <b>10602</b>     | <b>59.6</b>   | <b>42984</b>      | <b>5230</b>     | <b>146.0</b>  | <b>16609</b>     | <b>92.7</b>   |
| Barguna              | 3882                     | 252             | 77.9          | 673              | 41.6          | 3095              | 430             | 166.7         | 1016             | 78.8          | 3500              | 435             | 149.1         | 1421             | 97.4          |
| Patuakhali           | 7300                     | 261             | 42.9          | 890              | 29.3          | 4000              | 398             | 119.4         | 980              | 58.8          | 5625              | 727             | 155.1         | 2019             | 86.1          |
| Barisal              | 7700                     | 433             | 67.5          | 1392             | 43.4          | 6200              | 620             | 120.0         | 1973             | 76.4          | 5858              | 969             | 198.5         | 2364             | 96.9          |
| Jhalakati            | 1993                     | 110             | 66.2          | 345              | 41.5          | 1700              | 217             | 153.2         | 565              | 79.8          | 1700              | 273             | 192.7         | 643              | 90.8          |
| Bhola                | 8200                     | 196             | 28.7          | 796              | 23.3          | 5071              | 351             | 83.1          | 856              | 40.5          | 5000              | 483             | 115.9         | 1327             | 63.7          |
| Pirojpur             | 4814                     | 214             | 53.3          | 550              | 27.4          | 3300              | 454             | 165.1         | 1258             | 91.5          | 2500              | 512             | 245.8         | 1441             | 138.3         |
| <b>Barisal Div.</b>  | <b>33889</b>             | <b>1466</b>     | <b>51.9</b>   | <b>4646</b>      | <b>32.9</b>   | <b>23366</b>      | <b>2470</b>     | <b>126.9</b>  | <b>6648</b>      | <b>68.3</b>   | <b>24183</b>      | <b>3399</b>     | <b>168.7</b>  | <b>9215</b>      | <b>91.5</b>   |

| District               | Permanent Method (Cases) |                 |               |                  |               | IUD (Cases)       |                 |               |                  |               | Implant (Cases)   |                 |               |                  |               |
|------------------------|--------------------------|-----------------|---------------|------------------|---------------|-------------------|-----------------|---------------|------------------|---------------|-------------------|-----------------|---------------|------------------|---------------|
|                        | Yearly Projection        | Reporting Month |               | Jul'14 to Nov'14 |               | Yearly Projection | Reporting Month |               | Jul'14 to Nov'14 |               | Yearly Projection | Reporting Month |               | Jul'14 to Nov'14 |               |
|                        |                          | Perform.        | Achi. Rate(%) | Perform.         | Achi. Rate(%) |                   | Perform.        | Achi. Rate(%) | Perform.         | Achi. Rate(%) |                   | Perform.        | Achi. Rate(%) | Perform.         | Achi. Rate(%) |
| Gopalganj              | 5281                     | 341             | 77.5          | 1568             | 71.3          | 3032              | 317             | 125.5         | 894              | 70.8          | 3516              | 291             | 99.3          | 986              | 67.3          |
| Madaripur              | 5000                     | 108             | 25.9          | 372              | 17.9          | 3500              | 401             | 137.5         | 923              | 63.3          | 4500              | 740             | 197.3         | 2090             | 111.5         |
| Shariatpur             | 4500                     | 170             | 45.3          | 638              | 34.0          | 4800              | 511             | 127.8         | 1488             | 74.4          | 3980              | 348             | 104.9         | 931              | 56.1          |
| Faridpur               | 7100                     | 379             | 64.1          | 1394             | 47.1          | 5000              | 536             | 128.6         | 1715             | 82.3          | 5000              | 587             | 140.9         | 1979             | 95.0          |
| Rajbari                | 4096                     | 196             | 57.4          | 794              | 46.5          | 2983              | 456             | 183.4         | 1092             | 87.9          | 4000              | 505             | 151.5         | 1742             | 104.5         |
| Dhaka                  | 13799                    | 2059            | 179.1         | 9242             | 160.7         | 9046              | 2177            | 288.8         | 6938             | 184.1         | 8651              | 1720            | 238.6         | 5088             | 141.2         |
| Gazipur                | 8500                     | 503             | 71.0          | 1850             | 52.2          | 6500              | 794             | 146.6         | 2540             | 93.8          | 6098              | 568             | 111.8         | 1543             | 60.7          |
| Munshiganj             | 6826                     | 155             | 27.2          | 630              | 22.2          | 4998              | 589             | 141.4         | 1150             | 55.2          | 4224              | 248             | 70.5          | 539              | 30.6          |
| Narayanganj            | 9000                     | 587             | 78.3          | 2355             | 62.8          | 5960              | 796             | 160.3         | 2207             | 88.9          | 6117              | 588             | 115.4         | 1662             | 65.2          |
| Narshingdi             | 6619                     | 378             | 68.5          | 1306             | 47.4          | 7870              | 968             | 147.6         | 2641             | 80.5          | 5000              | 520             | 124.8         | 1331             | 63.9          |
| Manikganj              | 6600                     | 456             | 82.9          | 1743             | 63.4          | 3500              | 407             | 139.5         | 964              | 66.1          | 4000              | 591             | 177.3         | 1735             | 104.1         |
| Tangail                | 12817                    | 620             | 58.0          | 2780             | 52.1          | 8933              | 814             | 109.3         | 2271             | 61.0          | 9589              | 1223            | 153.1         | 3914             | 98.0          |
| Jamalpur               | 6200                     | 239             | 46.3          | 766              | 29.7          | 4817              | 392             | 97.7          | 1207             | 60.1          | 3902              | 565             | 173.8         | 1879             | 115.6         |
| Sherpur                | 4683                     | 82              | 21.0          | 359              | 18.4          | 4000              | 327             | 98.1          | 734              | 44.0          | 3000              | 486             | 194.4         | 1421             | 113.7         |
| Mymensingh             | 19118                    | 626             | 39.3          | 2627             | 33.0          | 11816             | 1085            | 110.2         | 3010             | 61.1          | 10818             | 2225            | 246.8         | 7745             | 171.8         |
| Kishoreganj            | 6900                     | 547             | 95.1          | 2329             | 81.0          | 6118              | 1246            | 244.4         | 2935             | 115.1         | 6000              | 1367            | 273.4         | 4036             | 161.4         |
| Netrokona              | 5000                     | 306             | 73.4          | 1045             | 50.2          | 3986              | 602             | 181.2         | 1234             | 74.3          | 4545              | 572             | 151.0         | 1708             | 90.2          |
| <b>Dhaka Div.</b>      | <b>132039</b>            | <b>7752</b>     | <b>70.5</b>   | <b>31798</b>     | <b>57.8</b>   | <b>96859</b>      | <b>12418</b>    | <b>153.8</b>  | <b>33943</b>     | <b>84.1</b>   | <b>92940</b>      | <b>13144</b>    | <b>169.7</b>  | <b>40329</b>     | <b>104.1</b>  |
| B. Baria               | 7979                     | 254             | 38.2          | 1219             | 36.7          | 6343              | 574             | 108.6         | 1700             | 64.3          | 6500              | 330             | 60.9          | 1226             | 45.3          |
| Comilla                | 19000                    | 654             | 41.3          | 2800             | 35.4          | 14131             | 1436            | 121.9         | 4640             | 78.8          | 14170             | 840             | 71.1          | 2797             | 47.4          |
| Chandpur               | 7000                     | 239             | 41.0          | 1098             | 37.6          | 5500              | 448             | 97.7          | 1347             | 58.8          | 5000              | 411             | 98.6          | 1023             | 49.1          |
| Feni                   | 3750                     | 167             | 53.4          | 649              | 41.5          | 3500              | 291             | 99.8          | 861              | 59.0          | 2647              | 230             | 104.3         | 655              | 59.4          |
| Noakhali               | 7000                     | 267             | 45.8          | 1138             | 39.0          | 7000              | 450             | 77.1          | 1204             | 41.3          | 6500              | 231             | 42.6          | 805              | 29.7          |
| Laxmipur               | 7343                     | 150             | 24.5          | 627              | 20.5          | 5000              | 415             | 99.6          | 1205             | 57.8          | 4510              | 233             | 62.0          | 813              | 43.3          |
| Chittagong             | 15500                    | 619             | 47.9          | 2459             | 38.1          | 14000             | 1528            | 131.0         | 5439             | 93.2          | 12881             | 1693            | 157.7         | 5204             | 97.0          |
| Cox's Bazar            | 5893                     | 113             | 23.0          | 442              | 18.0          | 4000              | 367             | 110.1         | 1236             | 74.2          | 4158              | 389             | 112.3         | 1084             | 62.6          |
| Rangamati              | 2417                     | 47              | 23.3          | 209              | 20.8          | 1338              | 184             | 165.0         | 571              | 102.4         | 1354              | 304             | 269.4         | 1006             | 178.3         |
| Khagrachhari           | 3400                     | 79              | 27.9          | 362              | 25.6          | 1492              | 179             | 144.0         | 404              | 65.0          | 1807              | 123             | 81.7          | 427              | 56.7          |
| Bandarban              | 1620                     | 76              | 56.3          | 250              | 37.0          | 1200              | 185             | 185.0         | 514              | 102.8         | 1346              | 229             | 204.2         | 458              | 81.7          |
| <b>Chittagong Div.</b> | <b>80902</b>             | <b>2665</b>     | <b>39.5</b>   | <b>11253</b>     | <b>33.4</b>   | <b>63504</b>      | <b>6057</b>     | <b>114.5</b>  | <b>19121</b>     | <b>72.3</b>   | <b>60873</b>      | <b>5013</b>     | <b>98.8</b>   | <b>15498</b>     | <b>61.1</b>   |
| Sylhet                 | 9500                     | 582             | 73.5          | 2545             | 64.3          | 7100              | 734             | 124.1         | 2232             | 75.4          | 6432              | 743             | 138.6         | 2609             | 97.4          |
| Habiganj               | 6500                     | 247             | 45.6          | 1267             | 46.8          | 3500              | 250             | 85.7          | 697              | 47.8          | 5500              | 251             | 54.8          | 811              | 35.4          |
| Moulavibazar           | 4950                     | 318             | 77.1          | 1254             | 60.8          | 4555              | 481             | 126.7         | 1624             | 85.6          | 4300              | 516             | 144.0         | 1709             | 95.4          |
| Sunamganj              | 8500                     | 314             | 44.3          | 1432             | 40.4          | 5000              | 690             | 165.6         | 1858             | 89.2          | 8000              | 358             | 53.7          | 1212             | 36.4          |
| <b>Sylhet Div.</b>     | <b>29450</b>             | <b>1461</b>     | <b>59.5</b>   | <b>6498</b>      | <b>53.0</b>   | <b>20155</b>      | <b>2155</b>     | <b>128.3</b>  | <b>6411</b>      | <b>76.3</b>   | <b>24232</b>      | <b>1868</b>     | <b>92.5</b>   | <b>6341</b>      | <b>62.8</b>   |
| <b>National</b>        | <b>453167</b>            | <b>21051</b>    | <b>55.7</b>   | <b>90075</b>     | <b>47.7</b>   | <b>346449</b>     | <b>34405</b>    | <b>119.2</b>  | <b>98650</b>     | <b>68.3</b>   | <b>351923</b>     | <b>41011</b>    | <b>139.8</b>  | <b>131164</b>    | <b>89.4</b>   |

**Table :10****District wise Projection, Performance and Achievement Rate of Short Acting Methods**

| District             | Injectables       |                   |                |                  |               | Oral Pill         |                   |                |                  |               | Condom            |                   |                |                  |               |
|----------------------|-------------------|-------------------|----------------|------------------|---------------|-------------------|-------------------|----------------|------------------|---------------|-------------------|-------------------|----------------|------------------|---------------|
|                      | Yearly Projection | Reporting Month   |                | Jul'14 to Nov'14 |               | Yearly Projection | Reporting Month   |                | Jul'14 to Nov'14 |               | Yearly Projection | Reporting Month   |                | Jul'14 to Nov'14 |               |
|                      |                   | Perform. (in CYP) | Achi. Rate (%) | Perform.         | Achi. Rate(%) |                   | Perform. (in CYP) | Achi. Rate (%) | Perform.         | Achi. Rate(%) |                   | Perform. (in CYP) | Achi. Rate (%) | Perform.         | Achi. Rate(%) |
| Dinajpur             | 110184            | 5621              | 61.2           | 27244            | 59.3          | 272219            | 13986             | 61.7           | 71212            | 62.8          | 38888             | 1060              | 32.7           | 5103             | 31.5          |
| Thakurgaon           | 50109             | 4037              | 96.7           | 18918            | 90.6          | 123798            | 6686              | 64.8           | 32755            | 63.5          | 17685             | 325               | 22.1           | 1413             | 19.2          |
| Panchgarh            | 36805             | 2692              | 87.8           | 13833            | 90.2          | 90929             | 5790              | 76.4           | 30844            | 81.4          | 12990             | 254               | 23.5           | 1303             | 24.1          |
| Nilphamari           | 68137             | 4979              | 87.7           | 24249            | 85.4          | 168337            | 10869             | 77.5           | 53392            | 76.1          | 24048             | 568               | 28.3           | 2790             | 27.8          |
| Rangpur              | 108455            | 8460              | 93.6           | 41720            | 92.3          | 267947            | 15382             | 68.9           | 75691            | 67.8          | 38278             | 1227              | 38.5           | 6073             | 38.1          |
| Kurigram             | 86552             | 8074              | 111.9          | 41776            | 115.8         | 213834            | 14521             | 81.5           | 76053            | 85.4          | 30548             | 1463              | 57.5           | 7262             | 57.1          |
| Gaibandha            | 92281             | 7074              | 92.0           | 35535            | 92.4          | 227988            | 14381             | 75.7           | 70967            | 74.7          | 32570             | 1281              | 47.2           | 6014             | 44.3          |
| Lalmonirhat          | 46381             | 3928              | 101.6          | 18801            | 97.3          | 114589            | 5946              | 62.3           | 29873            | 62.6          | 16370             | 487               | 35.7           | 2189             | 32.1          |
| Bogra                | 129149            | 6055              | 56.3           | 29800            | 55.4          | 319073            | 14685             | 55.2           | 73835            | 55.5          | 45582             | 2560              | 67.4           | 12175            | 64.1          |
| Joipurhat            | 36103             | 1112              | 36.9           | 5480             | 36.4          | 89195             | 3708              | 49.9           | 17758            | 47.8          | 12742             | 436               | 41.1           | 2114             | 39.8          |
| Noagaon              | 98240             | 3634              | 44.4           | 17477            | 42.7          | 242712            | 12762             | 63.1           | 64944            | 64.2          | 34673             | 1125              | 38.9           | 5499             | 38.1          |
| Nawabganj            | 60323             | 2947              | 58.6           | 13939            | 55.5          | 149033            | 5009              | 40.3           | 25969            | 41.8          | 21290             | 875               | 49.3           | 4217             | 47.5          |
| Rajshahi             | 102938            | 6076              | 70.8           | 31170            | 72.7          | 254317            | 11084             | 52.3           | 56509            | 53.3          | 36331             | 2546              | 84.1           | 13233            | 87.4          |
| Natore               | 69494             | 3262              | 56.3           | 16007            | 55.3          | 171691            | 8988              | 62.8           | 46067            | 64.4          | 24527             | 1360              | 66.5           | 6363             | 62.3          |
| Pabna                | 96716             | 6940              | 86.1           | 33791            | 83.9          | 238946            | 12506             | 62.8           | 61531            | 61.8          | 34135             | 1647              | 57.9           | 7946             | 55.9          |
| Serajganj            | 105942            | 8074              | 91.5           | 40228            | 91.1          | 261740            | 14664             | 67.2           | 71539            | 65.6          | 37391             | 2338              | 75.0           | 10892            | 69.9          |
| <b>Rajshahi Div.</b> | <b>1297807</b>    | <b>82965</b>      | <b>76.7</b>    | <b>409966</b>    | <b>75.8</b>   | <b>3206348</b>    | <b>170967</b>     | <b>64.0</b>    | <b>858938</b>    | <b>64.3</b>   | <b>458050</b>     | <b>19552</b>      | <b>51.2</b>    | <b>94585</b>     | <b>49.6</b>   |
| Kushtia              | 77559             | 4686              | 72.5           | 22898            | 70.9          | 191617            | 8053              | 50.4           | 39902            | 50.0          | 27374             | 1480              | 64.9           | 7013             | 61.5          |
| Meherpur             | 27721             | 2685              | 116.2          | 14561            | 126.1         | 68487             | 2582              | 45.2           | 14392            | 50.4          | 9784              | 624               | 76.6           | 3310             | 81.2          |
| Chuadanga            | 44872             | 3163              | 84.6           | 15329            | 82.0          | 110859            | 4391              | 47.5           | 21718            | 47.0          | 15837             | 639               | 48.4           | 2822             | 42.8          |
| Jhenaidaha           | 66934             | 3510              | 62.9           | 16761            | 60.1          | 165365            | 8707              | 63.2           | 43229            | 62.7          | 23624             | 902               | 45.8           | 4240             | 43.1          |
| Magura               | 31961             | 1754              | 65.9           | 8562             | 64.3          | 78963             | 4407              | 67.0           | 22259            | 67.7          | 11280             | 451               | 48.0           | 2005             | 42.7          |
| Narail               | 26026             | 1264              | 58.3           | 6445             | 59.4          | 64299             | 3115              | 58.1           | 16231            | 60.6          | 9186              | 452               | 59.1           | 2348             | 61.4          |
| Jessore              | 101979            | 8307              | 97.8           | 40209            | 94.6          | 251947            | 11909             | 56.7           | 58721            | 55.9          | 35992             | 1961              | 65.4           | 9430             | 62.9          |
| Khulna               | 85711             | 5539              | 77.5           | 26380            | 73.9          | 211757            | 13132             | 74.4           | 64221            | 72.8          | 30251             | 2557              | 101.4          | 12240            | 97.1          |
| Bagerhat             | 51676             | 3399              | 78.9           | 16005            | 74.3          | 127669            | 9202              | 86.5           | 46494            | 87.4          | 18238             | 1351              | 88.9           | 6424             | 84.5          |
| Satkhira             | 72731             | 3436              | 56.7           | 20213            | 66.7          | 179689            | 9484              | 63.3           | 47790            | 63.8          | 25670             | 1199              | 56.0           | 5711             | 53.4          |
| <b>Khulna Div.</b>   | <b>587169</b>     | <b>37741</b>      | <b>77.1</b>    | <b>187362</b>    | <b>76.6</b>   | <b>1450654</b>    | <b>74983</b>      | <b>62.0</b>    | <b>374958</b>    | <b>62.0</b>   | <b>207236</b>     | <b>11617</b>      | <b>67.3</b>    | <b>55542</b>     | <b>64.3</b>   |
| Barguna              | 33153             | 2415              | 87.4           | 12097            | 87.6          | 81908             | 3344              | 49.0           | 16335            | 47.9          | 11701             | 239               | 24.5           | 1072             | 22.0          |
| Patuakhali           | 56614             | 3956              | 83.9           | 20483            | 86.8          | 139869            | 6358              | 54.6           | 31676            | 54.4          | 19981             | 441               | 26.5           | 2133             | 25.6          |
| Barisal              | 71796             | 6025              | 100.7          | 30573            | 102.2         | 177379            | 8113              | 54.9           | 40720            | 55.1          | 25340             | 954               | 45.2           | 4568             | 43.3          |
| Jhalakati            | 19515             | 1278              | 78.6           | 5911             | 72.7          | 48215             | 2292              | 57.0           | 11025            | 54.9          | 6888              | 300               | 52.3           | 1349             | 47.0          |
| Bhola                | 60175             | 8897              | 177.4          | 45321            | 180.8         | 148669            | 5533              | 44.7           | 27095            | 43.7          | 21238             | 802               | 45.3           | 3921             | 44.3          |
| Pirojpur             | 32697             | 1880              | 69.0           | 9024             | 66.2          | 80781             | 4642              | 69.0           | 22292            | 66.2          | 11540             | 469               | 48.8           | 2087             | 43.4          |
| <b>Barisal Div.</b>  | <b>273951</b>     | <b>24452</b>      | <b>107.1</b>   | <b>123409</b>    | <b>108.1</b>  | <b>676820</b>     | <b>30282</b>      | <b>53.7</b>    | <b>149143</b>    | <b>52.9</b>   | <b>96689</b>      | <b>3206</b>       | <b>39.8</b>    | <b>15128</b>     | <b>37.6</b>   |

| District               | Injectables       |                   |                |                  |               | Oral Pill         |                   |                |                  |               | Condom            |                   |                |                  |               |
|------------------------|-------------------|-------------------|----------------|------------------|---------------|-------------------|-------------------|----------------|------------------|---------------|-------------------|-------------------|----------------|------------------|---------------|
|                        | Yearly Projection | Reporting Month   |                | Jul'14 to Nov'14 |               | Yearly Projection | Reporting Month   |                | Jul'14 to Nov'14 |               | Yearly Projection | Reporting Month   |                | Jul'14 to Nov'14 |               |
|                        |                   | Perform. (in CYP) | Achi. Rate (%) | Perform.         | Achi. Rate(%) |                   | Perform. (in CYP) | Achi. Rate (%) | Perform.         | Achi. Rate(%) |                   | Perform. (in CYP) | Achi. Rate (%) | Perform.         | Achi. Rate(%) |
| Gopalganj              | 38973             | 2063              | 63.5           | 10035            | 61.8          | 96286             | 6682              | 83.3           | 33332            | 83.1          | 13755             | 1002              | 87.4           | 4857             | 84.7          |
| Madaripur              | 37957             | 2772              | 87.6           | 13208            | 83.5          | 93776             | 5715              | 73.1           | 27408            | 70.1          | 13397             | 637               | 57.1           | 2972             | 53.2          |
| Shariatpur             | 36776             | 2172              | 70.9           | 10580            | 69.0          | 90859             | 4336              | 57.3           | 21891            | 57.8          | 12980             | 613               | 56.6           | 2898             | 53.6          |
| Faridpur               | 64731             | 3074              | 57.0           | 14924            | 55.3          | 159925            | 8155              | 61.2           | 40337            | 60.5          | 22846             | 1401              | 73.6           | 6864             | 72.1          |
| Rajbari                | 37936             | 2180              | 69.0           | 10613            | 67.1          | 93723             | 6019              | 77.1           | 26408            | 67.6          | 13389             | 747               | 66.9           | 3860             | 69.2          |
| Dhaka                  | 132795            | 13562             | 122.6          | 64766            | 117.1         | 328081            | 23144             | 84.7           | 113640           | 83.1          | 46869             | 5486              | 140.4          | 27496            | 140.8         |
| Gazipur                | 75369             | 2680              | 42.7           | 12355            | 39.3          | 186206            | 11202             | 72.2           | 54474            | 70.2          | 26601             | 1840              | 83.0           | 8717             | 78.6          |
| Munshiganj             | 47347             | 2349              | 59.5           | 10996            | 55.7          | 116974            | 6452              | 66.2           | 31761            | 65.2          | 16711             | 940               | 67.5           | 4579             | 65.8          |
| Narayanganj            | 84629             | 5965              | 84.6           | 29012            | 82.3          | 209084            | 11144             | 64.0           | 54081            | 62.1          | 29869             | 2049              | 82.3           | 9740             | 78.3          |
| Narshingdi             | 69738             | 5760              | 99.1           | 27723            | 95.4          | 172295            | 9035              | 62.9           | 45038            | 62.7          | 24614             | 1706              | 83.2           | 8301             | 80.9          |
| Manikganj              | 52704             | 2803              | 63.8           | 13206            | 60.1          | 130211            | 6074              | 56.0           | 29920            | 55.1          | 18602             | 1108              | 71.5           | 5304             | 68.4          |
| Tangail                | 141260            | 7698              | 65.4           | 38062            | 64.7          | 348995            | 23780             | 81.8           | 120649           | 83.0          | 49856             | 3382              | 81.4           | 16890            | 81.3          |
| Jamalpur               | 82626             | 5223              | 75.8           | 26912            | 78.2          | 204134            | 12807             | 75.3           | 63333            | 74.5          | 29162             | 1657              | 68.2           | 8065             | 66.4          |
| Sherpur                | 52105             | 4325              | 99.6           | 20557            | 94.7          | 128730            | 7717              | 71.9           | 39670            | 74.0          | 18390             | 929               | 60.6           | 4315             | 56.3          |
| Mymensingh             | 173990            | 7093              | 48.9           | 33499            | 46.2          | 429857            | 33288             | 92.9           | 167999           | 93.8          | 61408             | 2916              | 57.0           | 14676            | 57.4          |
| Kishoreganj            | 90651             | 4778              | 63.2           | 22229            | 58.9          | 223962            | 17507             | 93.8           | 86245            | 92.4          | 31995             | 2179              | 81.7           | 10918            | 81.9          |
| Netrokona              | 68696             | 4101              | 71.6           | 19527            | 68.2          | 169720            | 12947             | 91.5           | 64590            | 91.3          | 24246             | 1303              | 64.5           | 6129             | 60.7          |
| <b>Dhaka Div.</b>      | <b>1288284</b>    | <b>78596</b>      | <b>73.2</b>    | <b>378202</b>    | <b>70.5</b>   | <b>3182819</b>    | <b>206002</b>     | <b>77.7</b>    | <b>1020776</b>   | <b>77.0</b>   | <b>454688</b>     | <b>29894</b>      | <b>78.9</b>    | <b>146580</b>    | <b>77.4</b>   |
| B. Baria               | 85824             | 5233              | 73.2           | 26476            | 74.0          | 212036            | 8342              | 47.2           | 41349            | 46.8          | 30291             | 2351              | 93.1           | 11575            | 91.7          |
| Comilla                | 177944            | 11842             | 79.9           | 57410            | 77.4          | 439626            | 17202             | 47.0           | 85693            | 46.8          | 62804             | 3645              | 69.6           | 18369            | 70.2          |
| Chandpur               | 77391             | 5630              | 87.3           | 28897            | 89.6          | 191201            | 6393              | 40.1           | 30776            | 38.6          | 27314             | 884               | 38.8           | 4776             | 42.0          |
| Feni                   | 44940             | 3002              | 80.2           | 14992            | 80.1          | 111028            | 3607              | 39.0           | 17982            | 38.9          | 15861             | 853               | 64.5           | 4429             | 67.0          |
| Noakhali               | 89083             | 5171              | 69.7           | 25075            | 67.6          | 220088            | 6802              | 37.1           | 33247            | 36.3          | 31441             | 1239              | 47.3           | 6102             | 46.6          |
| Laxmipur               | 53669             | 4534              | 101.4          | 22110            | 98.9          | 132594            | 3376              | 30.6           | 17023            | 30.8          | 18942             | 429               | 27.1           | 2172             | 27.5          |
| Chittagong             | 171648            | 10168             | 71.1           | 49016            | 68.5          | 424072            | 18373             | 52.0           | 91781            | 51.9          | 60582             | 3136              | 62.1           | 15841            | 62.8          |
| Cox's Bazar            | 64465             | 6451              | 120.1          | 32298            | 120.2         | 159266            | 7503              | 56.5           | 37852            | 57.0          | 22752             | 781               | 41.2           | 3916             | 41.3          |
| Rangamati              | 16581             | 1005              | 72.7           | 4709             | 68.2          | 40964             | 2704              | 79.2           | 13155            | 77.1          | 5852              | 408               | 83.7           | 1946             | 79.8          |
| Khagrachhari           | 17782             | 1468              | 99.1           | 6873             | 92.8          | 43932             | 3098              | 84.6           | 15096            | 82.5          | 6276              | 363               | 69.4           | 1685             | 64.4          |
| Bandarban              | 10963             | 1065              | 116.5          | 4883             | 106.9         | 27086             | 1436              | 63.6           | 7352             | 65.1          | 3869              | 221               | 68.5           | 1040             | 64.5          |
| <b>Chittagong Div.</b> | <b>810290</b>     | <b>55568</b>      | <b>82.3</b>    | <b>272736</b>    | <b>80.8</b>   | <b>2001893</b>    | <b>78838</b>      | <b>47.3</b>    | <b>391305</b>    | <b>46.9</b>   | <b>285985</b>     | <b>14309</b>      | <b>60.0</b>    | <b>71852</b>     | <b>60.3</b>   |
| Sylhet                 | 83803             | 6190              | 88.6           | 28991            | 83.0          | 207042            | 10295             | 59.7           | 49191            | 57.0          | 29577             | 2712              | 110.0          | 13166            | 106.8         |
| Habiganj               | 62869             | 1954              | 37.3           | 9123             | 34.8          | 155323            | 7479              | 57.8           | 36468            | 56.3          | 22189             | 811               | 43.9           | 3770             | 40.8          |
| Moulavibazar           | 54182             | 2949              | 65.3           | 13793            | 61.1          | 133862            | 5701              | 51.1           | 28764            | 51.6          | 19123             | 718               | 45.0           | 3512             | 44.1          |
| Sunamganj              | 63452             | 2855              | 54.0           | 12962            | 49.0          | 156764            | 8676              | 66.4           | 42066            | 64.4          | 22395             | 1430              | 76.6           | 6638             | 71.1          |
| <b>Sylhet Div.</b>     | <b>264306</b>     | <b>13947</b>      | <b>63.3</b>    | <b>64868</b>     | <b>58.9</b>   | <b>652991</b>     | <b>32152</b>      | <b>59.1</b>    | <b>156490</b>    | <b>57.5</b>   | <b>93284</b>      | <b>5671</b>       | <b>72.9</b>    | <b>27086</b>     | <b>69.7</b>   |
| <b>National</b>        | <b>4521808</b>    | <b>293268</b>     | <b>77.8</b>    | <b>1436541</b>   | <b>76.2</b>   | <b>11171525</b>   | <b>593224</b>     | <b>63.7</b>    | <b>2951610</b>   | <b>63.4</b>   | <b>1595932</b>    | <b>84248</b>      | <b>63.3</b>    | <b>410773</b>    | <b>61.8</b>   |

**Table :11****Old Users, New Users, Dropout and CAR by District at the end of November 2014**

| Name of District | Total E. Couple | Oral Pill      |              |                |              |              | Condom        |              |               |             |             | Injectable     |              |                |              |              |
|------------------|-----------------|----------------|--------------|----------------|--------------|--------------|---------------|--------------|---------------|-------------|-------------|----------------|--------------|----------------|--------------|--------------|
|                  |                 | Old            | New          | Total          | No Method    | Switch Over  | Old           | New          | Total         | No Method   | Switch Over | Old            | New          | Total          | No Method    | Switch Over  |
| Dinajpur         | 651051          | 261364         | 3084         | 264448         | 1598         | 1665         | 26674         | 886          | 27560         | 379         | 422         | 73224          | 1641         | 74865          | 592          | 919          |
| Thakurgaon       | 296604          | 113746         | 2241         | 115987         | 1084         | 936          | 8672          | 512          | 9184          | 153         | 167         | 59266          | 1359         | 60625          | 538          | 728          |
| Panchgarh        | 218501          | 90288          | 1965         | 92253          | 838          | 892          | 5490          | 386          | 5876          | 100         | 122         | 36588          | 986          | 37574          | 317          | 450          |
| Nilphamari       | 404663          | 159890         | 2741         | 162631         | 1335         | 1550         | 11601         | 767          | 12368         | 307         | 411         | 67249          | 1750         | 68999          | 458          | 849          |
| Rangpur          | 640440          | 238974         | 4771         | 243745         | 2112         | 1895         | 26559         | 1636         | 28195         | 494         | 461         | 114312         | 2622         | 116934         | 1348         | 1364         |
| Kurigram         | 513631          | 200705         | 3442         | 204147         | 2041         | 1658         | 16593         | 1055         | 17648         | 488         | 495         | 111460         | 2837         | 114297         | 1056         | 1057         |
| Gaibandha        | 545410          | 213793         | 4153         | 217946         | 2242         | 1632         | 21798         | 1133         | 22931         | 490         | 332         | 97350          | 2356         | 99706          | 959          | 997          |
| Lalmonirhat      | 274779          | 97944          | 1672         | 99616          | 785          | 877          | 9047          | 699          | 9746          | 114         | 129         | 59147          | 1790         | 60937          | 483          | 578          |
| Bogra            | 763111          | 325719         | 5190         | 330909         | 3014         | 2046         | 51430         | 2103         | 53533         | 993         | 500         | 106512         | 2305         | 108817         | 973          | 917          |
| Joipurhat        | 213229          | 93277          | 1227         | 94504          | 669          | 667          | 12205         | 481          | 12686         | 99          | 146         | 24981          | 457          | 25438          | 205          | 267          |
| Naogaon          | 580382          | 262110         | 2927         | 265037         | 1843         | 959          | 24538         | 1049         | 25587         | 354         | 308         | 53738          | 1104         | 54842          | 490          | 380          |
| Nawabganj        | 358510          | 140838         | 2096         | 142934         | 1038         | 683          | 36141         | 978          | 37119         | 371         | 335         | 55273          | 1063         | 56336          | 468          | 439          |
| Rajshahi         | 608696          | 215140         | 5239         | 220379         | 2238         | 2016         | 71968         | 3394         | 75362         | 1794        | 1996        | 86596          | 3678         | 90274          | 1675         | 1562         |
| Natore           | 410574          | 164312         | 3590         | 167902         | 1670         | 1765         | 31328         | 1445         | 32773         | 414         | 764         | 50327          | 1415         | 51742          | 393          | 828          |
| Pabna            | 571920          | 209406         | 2918         | 212324         | 1468         | 1065         | 38219         | 1069         | 39288         | 400         | 328         | 103171         | 1558         | 104729         | 772          | 634          |
| Serajganj        | 628057          | 247526         | 4490         | 252016         | 2009         | 1373         | 48645         | 1701         | 50346         | 646         | 406         | 127577         | 2266         | 129843         | 1051         | 995          |
| <b>Rajshahi</b>  | <b>7679558</b>  | <b>3035032</b> | <b>51746</b> | <b>3086778</b> | <b>25984</b> | <b>21679</b> | <b>440908</b> | <b>19294</b> | <b>460202</b> | <b>7596</b> | <b>7322</b> | <b>1226771</b> | <b>29187</b> | <b>1255958</b> | <b>11778</b> | <b>12964</b> |
| Kustia           | 459234          | 156678         | 2372         | 159050         | 1517         | 1002         | 42250         | 1289         | 43539         | 707         | 440         | 73437          | 1615         | 75052          | 747          | 565          |
| Meherpur         | 163845          | 47806          | 675          | 48481          | 332          | 284          | 12891         | 353          | 13244         | 156         | 213         | 37269          | 515          | 37784          | 225          | 271          |
| Chuadanga        | 265605          | 94300          | 1629         | 95929          | 889          | 844          | 13422         | 649          | 14071         | 221         | 246         | 50478          | 1210         | 51688          | 452          | 552          |
| Jhenaidaha       | 395743          | 157760         | 2381         | 160141         | 1295         | 861          | 21057         | 839          | 21896         | 267         | 229         | 51560          | 1092         | 52652          | 579          | 473          |
| Magura           | 189764          | 75857          | 1249         | 77106          | 673          | 416          | 10569         | 422          | 10991         | 212         | 114         | 25536          | 727          | 26263          | 321          | 238          |
| Narail           | 155216          | 59758          | 1253         | 61011          | 618          | 405          | 12860         | 646          | 13506         | 175         | 132         | 21057          | 853          | 21910          | 236          | 184          |
| Jessore          | 603504          | 190904         | 2748         | 193652         | 1282         | 1216         | 40097         | 1440         | 41537         | 537         | 571         | 128677         | 2003         | 130680         | 835          | 1046         |
| Khulna           | 505844          | 194195         | 3866         | 198061         | 1764         | 1758         | 51429         | 2210         | 53639         | 1031        | 1034        | 65977          | 2220         | 68197          | 1188         | 1135         |
| Bagerhat         | 304429          | 122372         | 2400         | 124772         | 1166         | 973          | 21964         | 1057         | 23021         | 398         | 434         | 45620          | 1357         | 46977          | 521          | 555          |
| Satkhira         | 430817          | 177239         | 2733         | 179972         | 1371         | 1015         | 22501         | 990          | 23491         | 373         | 296         | 64715          | 1206         | 65921          | 561          | 509          |
| <b>Khulna</b>    | <b>3474001</b>  | <b>1276869</b> | <b>21306</b> | <b>1298175</b> | <b>10907</b> | <b>8774</b>  | <b>249040</b> | <b>9895</b>  | <b>258935</b> | <b>4077</b> | <b>3709</b> | <b>564326</b>  | <b>12798</b> | <b>577124</b>  | <b>5665</b>  | <b>5528</b>  |
| Barguna          | 195526          | 62953          | 1415         | 64368          | 882          | 504          | 4804          | 359          | 5163          | 133         | 94          | 41535          | 974          | 42509          | 485          | 392          |
| Patuakhali       | 336404          | 117535         | 2021         | 119556         | 854          | 700          | 11425         | 552          | 11977         | 156         | 140         | 78232          | 1420         | 79652          | 518          | 507          |
| Barisal          | 423908          | 154781         | 2663         | 157444         | 1601         | 895          | 26108         | 1051         | 27159         | 533         | 245         | 68179          | 1752         | 69931          | 935          | 546          |
| Jhalakati        | 115127          | 39983          | 859          | 40842          | 604          | 264          | 6137          | 384          | 6521          | 169         | 91          | 18268          | 609          | 18877          | 278          | 156          |
| Bhola            | 355384          | 101973         | 3063         | 105036         | 1185         | 819          | 12319         | 714          | 13033         | 280         | 207         | 114305         | 2301         | 116606         | 1382         | 1262         |
| Pirojpur         | 193583          | 72798          | 1952         | 74750          | 859          | 639          | 8869          | 716          | 9585          | 205         | 167         | 30433          | 1101         | 31534          | 478          | 390          |
| <b>Barisal</b>   | <b>1619932</b>  | <b>550023</b>  | <b>11973</b> | <b>561996</b>  | <b>5985</b>  | <b>3821</b>  | <b>69662</b>  | <b>3776</b>  | <b>73438</b>  | <b>1476</b> | <b>944</b>  | <b>350952</b>  | <b>8157</b>  | <b>359109</b>  | <b>4076</b>  | <b>3253</b>  |

| Name of District  | Total E. Couple | Oral Pill       |               |                 |              |              | Condom         |              |                |              |              | Injectable     |               |                |              |              |
|-------------------|-----------------|-----------------|---------------|-----------------|--------------|--------------|----------------|--------------|----------------|--------------|--------------|----------------|---------------|----------------|--------------|--------------|
|                   |                 | Old             | New           | Total           | No Method    | Switch Over  | Old            | New          | Total          | No Method    | Switch Over  | Old            | New           | Total          | No Method    | Switch Over  |
| Gopalganj         | 231065          | 91683           | 1914          | 93597           | 930          | 687          | 21269          | 1187         | 22456          | 387          | 303          | 24941          | 1085          | 26026          | 342          | 317          |
| Madaripur         | 224907          | 87910           | 1316          | 89226           | 912          | 499          | 15672          | 474          | 16146          | 278          | 160          | 36864          | 779           | 37643          | 320          | 231          |
| Shariatpur        | 216668          | 79350           | 1321          | 80671           | 614          | 316          | 18304          | 660          | 18964          | 307          | 242          | 38981          | 824           | 39805          | 440          | 137          |
| Faridpur          | 382546          | 137520          | 2734          | 140254          | 1366         | 1155         | 37473          | 1580         | 39053          | 695          | 559          | 49925          | 1571          | 51496          | 668          | 569          |
| Rajbari           | 225771          | 83152           | 1979          | 85131           | 1050         | 826          | 16582          | 1003         | 17585          | 432          | 307          | 32044          | 950           | 32994          | 481          | 418          |
| Dhaka             | 791176          | 277458          | 4172          | 281630          | 1518         | 934          | 75045          | 2464         | 77509          | 709          | 513          | 98313          | 2115          | 100428         | 714          | 597          |
| Gazipur           | 445324          | 199711          | 2578          | 202289          | 1217         | 948          | 38124          | 1264         | 39388          | 437          | 483          | 41280          | 1118          | 42398          | 545          | 379          |
| Munshiganj        | 284535          | 103687          | 1794          | 105481          | 910          | 821          | 26177          | 1020         | 27197          | 356          | 409          | 32817          | 1054          | 33871          | 281          | 352          |
| Narayanganj       | 501855          | 190561          | 3488          | 194049          | 1536         | 1198         | 37480          | 1573         | 39053          | 666          | 582          | 73735          | 2034          | 75769          | 840          | 661          |
| Narshingdi        | 411941          | 151983          | 3992          | 155975          | 2329         | 1047         | 29637          | 1312         | 30949          | 443          | 407          | 65425          | 1927          | 67352          | 731          | 669          |
| Manikganj         | 309921          | 109259          | 2509          | 111768          | 1236         | 803          | 26709          | 1298         | 28007          | 376          | 457          | 39547          | 1872          | 41419          | 508          | 451          |
| Tangail           | 835328          | 345705          | 4181          | 349886          | 2237         | 1500         | 60909          | 1855         | 62764          | 743          | 573          | 99493          | 2059          | 101552         | 860          | 721          |
| Jamalpur          | 488135          | 186133          | 3356          | 189489          | 1346         | 1174         | 27594          | 1135         | 28729          | 332          | 304          | 96478          | 1764          | 98242          | 607          | 683          |
| Sherpur           | 307700          | 130765          | 1776          | 132541          | 904          | 809          | 14312          | 564          | 14876          | 182          | 168          | 51492          | 1063          | 52555          | 340          | 415          |
| Mymensingh        | 1028935         | 482713          | 6799          | 489512          | 3804         | 2470         | 45135          | 2155         | 47290          | 879          | 535          | 112707         | 3063          | 115770         | 1425         | 1182         |
| Kishoreganj       | 537131          | 230849          | 4674          | 235523          | 2689         | 2381         | 32359          | 1923         | 34282          | 834          | 860          | 65594          | 2460          | 68054          | 1073         | 1124         |
| Netrokona         | 415747          | 176933          | 3391          | 180324          | 1854         | 1123         | 16591          | 1220         | 17811          | 449          | 309          | 50993          | 1954          | 52947          | 877          | 614          |
| <b>Dhaka</b>      | <b>7638685</b>  | <b>3065372</b>  | <b>51974</b>  | <b>3117346</b>  | <b>26452</b> | <b>18691</b> | <b>539372</b>  | <b>22687</b> | <b>562059</b>  | <b>8505</b>  | <b>7171</b>  | <b>1010629</b> | <b>27692</b>  | <b>1038321</b> | <b>11052</b> | <b>9520</b>  |
| Brahmanbaria      | 507050          | 157993          | 2867          | 160860          | 1563         | 656          | 43961          | 1522         | 45483          | 900          | 317          | 82371          | 1773          | 84144          | 953          | 360          |
| Comilla           | 1053417         | 379612          | 6064          | 385676          | 2950         | 1950         | 71774          | 2719         | 74493          | 1258         | 821          | 187685         | 3622          | 191307         | 1542         | 1103         |
| Chandpur          | 458061          | 170479          | 2523          | 173002          | 1170         | 716          | 22116          | 795          | 22911          | 326          | 222          | 89168          | 1516          | 90684          | 660          | 435          |
| Feni              | 265899          | 88744           | 1425          | 90169           | 726          | 419          | 20376          | 804          | 21180          | 345          | 214          | 45058          | 941           | 45999          | 518          | 314          |
| Noakhali          | 528717          | 187840          | 2632          | 190472          | 1160         | 685          | 38627          | 1271         | 39898          | 473          | 266          | 91043          | 1654          | 92697          | 667          | 373          |
| Lakshmipur        | 317808          | 105564          | 1521          | 107085          | 811          | 417          | 14616          | 514          | 15130          | 233          | 108          | 70218          | 1095          | 71313          | 449          | 229          |
| Chittagong        | 1018540         | 392026          | 7122          | 399148          | 3210         | 1929         | 67895          | 2810         | 70705          | 1161         | 733          | 123132         | 3691          | 126823         | 1425         | 1083         |
| Cox's Bazar       | 382515          | 131286          | 2371          | 133657          | 1219         | 720          | 17010          | 704          | 17714          | 324          | 221          | 89905          | 1840          | 91745          | 917          | 539          |
| Rangamati         | 97997           | 37939           | 806           | 38745           | 323          | 249          | 6202           | 413          | 6615           | 140          | 110          | 13771          | 476           | 14247          | 173          | 159          |
| Khagrachhari      | 104802          | 40727           | 871           | 41598           | 454          | 252          | 4054           | 387          | 4441           | 171          | 69           | 16588          | 520           | 17108          | 285          | 127          |
| Bandarban         | 64910           | 19115           | 495           | 19610           | 269          | 188          | 3222           | 279          | 3501           | 141          | 87           | 11183          | 481           | 11664          | 241          | 134          |
| <b>Chittagong</b> | <b>4799716</b>  | <b>1711325</b>  | <b>28697</b>  | <b>1740022</b>  | <b>13855</b> | <b>8181</b>  | <b>309853</b>  | <b>12218</b> | <b>322071</b>  | <b>5472</b>  | <b>3168</b>  | <b>820122</b>  | <b>17609</b>  | <b>837731</b>  | <b>7830</b>  | <b>4856</b>  |
| Sylhet            | 498008          | 151246          | 2876          | 154122          | 1525         | 863          | 48733          | 1396         | 50129          | 730          | 420          | 68939          | 1642          | 70581          | 763          | 502          |
| Habiganj          | 374479          | 151734          | 3121          | 154855          | 1585         | 706          | 22329          | 1138         | 23467          | 502          | 213          | 39972          | 1595          | 41567          | 591          | 266          |
| Moulavi Bazar     | 321833          | 114524          | 2323          | 116847          | 1193         | 900          | 19884          | 961          | 20845          | 403          | 370          | 44391          | 1295          | 45686          | 536          | 514          |
| Sunamganj         | 376522          | 141222          | 3565          | 144787          | 1862         | 978          | 32490          | 1996         | 34486          | 1106         | 392          | 46415          | 2088          | 48503          | 839          | 393          |
| <b>Sylhet</b>     | <b>1570842</b>  | <b>558726</b>   | <b>11885</b>  | <b>570611</b>   | <b>6165</b>  | <b>3447</b>  | <b>123436</b>  | <b>5491</b>  | <b>128927</b>  | <b>2741</b>  | <b>1395</b>  | <b>199717</b>  | <b>6620</b>   | <b>206337</b>  | <b>2729</b>  | <b>1675</b>  |
| <b>National</b>   | <b>26782734</b> | <b>10197347</b> | <b>177581</b> | <b>10374928</b> | <b>89348</b> | <b>64593</b> | <b>1732271</b> | <b>73361</b> | <b>1805632</b> | <b>29867</b> | <b>23709</b> | <b>4172517</b> | <b>102063</b> | <b>4274580</b> | <b>43130</b> | <b>37796</b> |

| Name of District | IUD           |             |               |             |             | Implant       |              |               |             |             | Permanent Method |             |               |               |             |               | Total Acceptors | CAR (%)     |
|------------------|---------------|-------------|---------------|-------------|-------------|---------------|--------------|---------------|-------------|-------------|------------------|-------------|---------------|---------------|-------------|---------------|-----------------|-------------|
|                  | Old           | New         | Total         | No Method   | Switch Over | Old           | New          | Total         | No Method   | Switch Over | Male             |             |               | Female        |             |               |                 |             |
|                  |               |             |               |             |             |               |              |               |             |             | Old              | New         | Total         | Old           | New         | Total         |                 |             |
| Dinajpur         | 9963          | 380         | 10343         | 92          | 144         | 21460         | 797          | 22257         | 151         | 297         | 50502            | 236         | 50738         | 71895         | 292         | 72187         | 522398          | 80.2        |
| Thakurgaon       | 2052          | 116         | 2168          | 24          | 19          | 8163          | 247          | 8410          | 67          | 88          | 20886            | 90          | 20976         | 21791         | 129         | 21920         | 239270          | 80.7        |
| Panchgarh        | 4158          | 143         | 4301          | 38          | 63          | 8874          | 327          | 9201          | 101         | 202         | 13334            | 212         | 13546         | 12595         | 56          | 12651         | 175402          | 80.3        |
| Nilphamari       | 5702          | 529         | 6231          | 92          | 126         | 12752         | 815          | 13567         | 108         | 184         | 23298            | 119         | 23417         | 44328         | 197         | 44525         | 331738          | 82.0        |
| Rangpur          | 11917         | 413         | 12330         | 97          | 100         | 19541         | 1188         | 20729         | 202         | 192         | 38567            | 394         | 38961         | 38228         | 320         | 38548         | 499442          | 78.0        |
| Kurigram         | 10198         | 338         | 10536         | 180         | 150         | 11050         | 622          | 11672         | 200         | 127         | 20297            | 65          | 20362         | 25485         | 65          | 25550         | 404212          | 78.7        |
| Gaibandha        | 15500         | 504         | 16004         | 184         | 125         | 23888         | 1448         | 25336         | 276         | 290         | 22501            | 191         | 22692         | 33619         | 229         | 33848         | 438463          | 80.4        |
| Lalmonirhat      | 2063          | 205         | 2268          | 124         | 43          | 9607          | 477          | 10084         | 105         | 95          | 15048            | 93          | 15141         | 26022         | 123         | 26145         | 223937          | 81.5        |
| Bogra            | 19581         | 449         | 20030         | 140         | 157         | 35287         | 1286         | 36573         | 268         | 335         | 28235            | 172         | 28407         | 52293         | 301         | 52594         | 630863          | 82.7        |
| Joipurhat        | 2967          | 88          | 3055          | 15          | 44          | 7183          | 417          | 7600          | 47          | 83          | 16200            | 68          | 16268         | 21100         | 109         | 21209         | 180760          | 84.8        |
| Naogaon          | 13186         | 246         | 13432         | 100         | 62          | 12196         | 570          | 12766         | 100         | 101         | 22675            | 77          | 22752         | 72434         | 267         | 72701         | 467117          | 80.5        |
| Nawabganj        | 5636          | 105         | 5741          | 37          | 31          | 2758          | 89           | 2847          | 39          | 38          | 18080            | 66          | 18146         | 26816         | 222         | 27038         | 290161          | 80.9        |
| Rajshahi         | 9616          | 212         | 9828          | 74          | 101         | 19146         | 508          | 19654         | 187         | 266         | 11973            | 58          | 12031         | 80476         | 386         | 80862         | 508390          | 83.5        |
| Natore           | 8429          | 192         | 8621          | 58          | 94          | 13635         | 556          | 14191         | 90          | 168         | 5625             | 52          | 5677          | 56277         | 372         | 56649         | 337555          | 82.2        |
| Pabna            | 24165         | 500         | 24665         | 181         | 115         | 16872         | 465          | 17337         | 116         | 140         | 12816            | 68          | 12884         | 37805         | 178         | 37983         | 449210          | 78.5        |
| Seraiganj        | 17620         | 415         | 18035         | 1154        | 132         | 6483          | 300          | 6783          | 68          | 70          | 13705            | 40          | 13745         | 21215         | 176         | 21391         | 492159          | 78.4        |
| <b>Rajshahi</b>  | <b>162753</b> | <b>4835</b> | <b>167588</b> | <b>2590</b> | <b>1506</b> | <b>228895</b> | <b>10112</b> | <b>239007</b> | <b>2125</b> | <b>2676</b> | <b>333742</b>    | <b>2001</b> | <b>335743</b> | <b>642379</b> | <b>3422</b> | <b>645801</b> | <b>6191077</b>  | <b>80.6</b> |
| Kustia           | 5976          | 106         | 6082          | 43          | 35          | 10955         | 341          | 11296         | 94          | 83          | 5065             | 24          | 5089          | 61885         | 306         | 62191         | 362299          | 78.9        |
| Meherpur         | 2403          | 102         | 2505          | 13          | 27          | 2622          | 82           | 2704          | 32          | 37          | 809              | 3           | 812           | 26136         | 112         | 26248         | 131778          | 80.4        |
| Chuadanga        | 6203          | 112         | 6315          | 40          | 40          | 8742          | 315          | 9057          | 77          | 105         | 1702             | 15          | 1717          | 37136         | 237         | 37373         | 216150          | 81.4        |
| Jhenaidaha       | 7601          | 219         | 7820          | 67          | 31          | 12808         | 489          | 13297         | 110         | 99          | 3571             | 14          | 3585          | 50626         | 246         | 50872         | 310263          | 78.4        |
| Magura           | 5360          | 179         | 5539          | 66          | 37          | 6941          | 408          | 7349          | 89          | 50          | 2759             | 17          | 2776          | 21284         | 164         | 21448         | 151472          | 79.8        |
| Narail           | 6915          | 229         | 7144          | 60          | 57          | 3413          | 210          | 3623          | 33          | 48          | 3122             | 15          | 3137          | 15488         | 131         | 15619         | 125950          | 81.1        |
| Jessore          | 17925         | 588         | 18513         | 204         | 178         | 20423         | 625          | 21048         | 120         | 190         | 25661            | 63          | 25724         | 53285         | 262         | 53547         | 484701          | 80.3        |
| Khulna           | 12292         | 398         | 12690         | 187         | 207         | 18707         | 635          | 19342         | 136         | 185         | 19344            | 104         | 19448         | 32530         | 237         | 32767         | 404144          | 79.9        |
| Bagerhat         | 12000         | 353         | 12353         | 94          | 91          | 8408          | 317          | 8725          | 81          | 92          | 13867            | 82          | 13949         | 20443         | 114         | 20557         | 250354          | 82.2        |
| Satkhira         | 9662          | 272         | 9934          | 97          | 84          | 13297         | 569          | 13866         | 120         | 160         | 13484            | 55          | 13539         | 38415         | 226         | 38641         | 345364          | 80.2        |
| <b>Khulna</b>    | <b>86337</b>  | <b>2558</b> | <b>88895</b>  | <b>871</b>  | <b>787</b>  | <b>106316</b> | <b>3991</b>  | <b>110307</b> | <b>892</b>  | <b>1049</b> | <b>89384</b>     | <b>392</b>  | <b>89776</b>  | <b>357228</b> | <b>2035</b> | <b>359263</b> | <b>2782475</b>  | <b>80.1</b> |
| Barguna          | 4895          | 281         | 5176          | 78          | 80          | 9905          | 320          | 10225         | 107         | 101         | 14220            | 186         | 14406         | 9178          | 56          | 9234          | 151081          | 77.3        |
| Patuakhali       | 8969          | 302         | 9271          | 89          | 64          | 19261         | 643          | 19904         | 141         | 144         | 10166            | 119         | 10285         | 18833         | 118         | 18951         | 269596          | 80.1        |
| Barisal          | 14024         | 494         | 14518         | 191         | 161         | 13798         | 782          | 14580         | 159         | 90          | 9569             | 89          | 9658          | 27528         | 241         | 27769         | 321059          | 75.7        |
| Jhalakati        | 5822          | 211         | 6033          | 61          | 54          | 5403          | 259          | 5662          | 46          | 48          | 5473             | 41          | 5514          | 8134          | 64          | 8198          | 91647           | 79.6        |
| Bhola            | 7417          | 235         | 7652          | 56          | 32          | 11511         | 382          | 11893         | 116         | 97          | 8966             | 82          | 9048          | 9559          | 34          | 9593          | 272861          | 76.8        |
| Pirojpur         | 9062          | 383         | 9445          | 106         | 81          | 7528          | 456          | 7984          | 88          | 88          | 6655             | 72          | 6727          | 9048          | 131         | 9179          | 149204          | 77.1        |
| <b>Barisal</b>   | <b>50189</b>  | <b>1906</b> | <b>52095</b>  | <b>581</b>  | <b>472</b>  | <b>67406</b>  | <b>2842</b>  | <b>70248</b>  | <b>657</b>  | <b>568</b>  | <b>55049</b>     | <b>589</b>  | <b>55638</b>  | <b>82280</b>  | <b>644</b>  | <b>82924</b>  | <b>1255448</b>  | <b>77.5</b> |

| Name of District  | IUD           |              |               |             |             | Implant       |              |               |             |             | Permanent Method |             |               |                |              |                | Total Acceptors | CAR (%)     |
|-------------------|---------------|--------------|---------------|-------------|-------------|---------------|--------------|---------------|-------------|-------------|------------------|-------------|---------------|----------------|--------------|----------------|-----------------|-------------|
|                   | Old           | New          | Total         | No Method   | Switch Over | Old           | New          | Total         | No Method   | Switch Over | Male             |             |               | Female         |              |                |                 |             |
|                   |               |              |               |             |             |               |              |               |             |             | Old              | New         | Total         | Old            | New          | Total          |                 |             |
| Gopalganj         | 6511          | 257          | 6768          | 53          | 44          | 6086          | 300          | 6386          | 48          | 31          | 8985             | 163         | 9148          | 22251          | 215          | 22466          | 186847          | 80.9        |
| Madaripur         | 7372          | 325          | 7697          | 76          | 35          | 11143         | 595          | 11738         | 92          | 66          | 2760             | 26          | 2786          | 13231          | 119          | 13350          | 178586          | 79.4        |
| Shariatpur        | 10814         | 401          | 11215         | 125         | 42          | 5404          | 322          | 5726          | 62          | 30          | 4336             | 31          | 4367          | 11165          | 136          | 11301          | 172049          | 79.4        |
| Faridpur          | 15553         | 392          | 15945         | 131         | 78          | 9065          | 547          | 9612          | 64          | 54          | 8083             | 69          | 8152          | 37904          | 304          | 38208          | 302720          | 79.1        |
| Rajbari           | 6241          | 231          | 6472          | 48          | 46          | 8558          | 329          | 8887          | 78          | 88          | 6310             | 76          | 6386          | 17181          | 115          | 17296          | 174751          | 77.4        |
| Dhaka             | 22371         | 812          | 23183         | 151         | 110         | 23678         | 866          | 24544         | 142         | 127         | 17614            | 549         | 18163         | 57843          | 437          | 58280          | 583737          | 73.8        |
| Gazipur           | 11224         | 466          | 11690         | 128         | 123         | 10128         | 428          | 10556         | 117         | 120         | 5097             | 95          | 5192          | 41414          | 280          | 41694          | 353207          | 79.3        |
| Munshiganj        | 6919          | 432          | 7351          | 80          | 71          | 4016          | 221          | 4237          | 37          | 43          | 2415             | 14          | 2429          | 26333          | 195          | 26528          | 207094          | 72.8        |
| Narayanganj       | 13296         | 573          | 13869         | 115         | 63          | 14302         | 478          | 14780         | 134         | 156         | 11155            | 258         | 11413         | 36165          | 177          | 36342          | 385275          | 76.8        |
| Narshingdi        | 16484         | 739          | 17223         | 169         | 132         | 9122          | 472          | 9594          | 80          | 76          | 3267             | 39          | 3306          | 31213          | 264          | 31477          | 315876          | 76.7        |
| Manikganj         | 9487          | 312          | 9799          | 78          | 75          | 13110         | 455          | 13565         | 122         | 136         | 3672             | 140         | 3812          | 38377          | 224          | 38601          | 246971          | 79.7        |
| Tangail           | 17036         | 616          | 17652         | 129         | 95          | 26726         | 1161         | 27887         | 206         | 201         | 20161            | 163         | 20324         | 62672          | 346          | 63018          | 643083          | 77.0        |
| Jamalpur          | 10856         | 319          | 11175         | 67          | 93          | 15464         | 515          | 15979         | 92          | 157         | 16824            | 111         | 16935         | 30766          | 125          | 30891          | 391440          | 80.2        |
| Sherpur           | 7397          | 156          | 7553          | 37          | 40          | 12623         | 367          | 12990         | 78          | 90          | 9576             | 42          | 9618          | 17850          | 46           | 17896          | 248029          | 80.6        |
| Mymensingh        | 24548         | 793          | 25341         | 293         | 170         | 29576         | 1797         | 31373         | 252         | 294         | 36573            | 281         | 36854         | 51317          | 226          | 51543          | 797683          | 77.5        |
| Kishoreganj       | 21018         | 833          | 21851         | 265         | 224         | 24003         | 1086         | 25089         | 297         | 262         | 14689            | 89          | 14778         | 40191          | 340          | 40531          | 440108          | 81.9        |
| Netrokona         | 11665         | 507          | 12172         | 184         | 113         | 9679          | 539          | 10218         | 131         | 116         | 19412            | 115         | 19527         | 27857          | 166          | 28023          | 321022          | 77.2        |
| <b>Dhaka</b>      | <b>218792</b> | <b>8164</b>  | <b>226956</b> | <b>2129</b> | <b>1554</b> | <b>232683</b> | <b>10478</b> | <b>243161</b> | <b>2032</b> | <b>2047</b> | <b>190929</b>    | <b>2261</b> | <b>193190</b> | <b>563730</b>  | <b>3715</b>  | <b>567445</b>  | <b>5948478</b>  | <b>77.9</b> |
| Brahmanbaria      | 23445         | 447          | 23892         | 199         | 62          | 12420         | 293          | 12713         | 91          | 26          | 5907             | 64          | 5971          | 42909          | 251          | 43160          | 376223          | 74.2        |
| Comilla           | 34324         | 992          | 35316         | 291         | 171         | 23972         | 742          | 24714         | 171         | 167         | 16585            | 165         | 16750         | 85667          | 493          | 86160          | 814416          | 77.3        |
| Chandpur          | 12089         | 342          | 12431         | 97          | 81          | 9910          | 374          | 10284         | 104         | 92          | 5079             | 41          | 5120          | 34738          | 206          | 34944          | 349376          | 76.3        |
| Feni              | 10643         | 249          | 10892         | 72          | 41          | 5584          | 239          | 5823          | 41          | 57          | 1643             | 38          | 1681          | 25981          | 166          | 26147          | 201891          | 75.9        |
| Noakhali          | 14879         | 343          | 15222         | 96          | 45          | 7603          | 205          | 7808          | 43          | 36          | 6997             | 36          | 7033          | 38120          | 215          | 38335          | 391465          | 74.0        |
| Lakshmipur        | 9632          | 209          | 9841          | 70          | 32          | 9191          | 208          | 9399          | 140         | 46          | 4645             | 18          | 4663          | 17549          | 126          | 17675          | 235106          | 74.0        |
| Chittagong        | 39543         | 1047         | 40590         | 366         | 302         | 34205         | 1467         | 35672         | 304         | 196         | 9767             | 219         | 9986          | 68516          | 298          | 68814          | 751738          | 73.8        |
| Cox's Bazar       | 9716          | 241          | 9957          | 72          | 39          | 10590         | 353          | 10943         | 85          | 51          | 10970            | 47          | 11017         | 14002          | 74           | 14076          | 289109          | 75.6        |
| Rangamati         | 3724          | 162          | 3886          | 22          | 13          | 5526          | 257          | 5783          | 35          | 33          | 2351             | 33          | 2384          | 4996           | 18           | 5014           | 76674           | 78.2        |
| Khagrachhari      | 3722          | 162          | 3884          | 50          | 26          | 3771          | 116          | 3887          | 24          | 26          | 4102             | 45          | 4147          | 5341           | 25           | 5366           | 80431           | 76.7        |
| Bandarban         | 3912          | 158          | 4070          | 53          | 22          | 3953          | 220          | 4173          | 43          | 5           | 3568             | 49          | 3617          | 3388           | 25           | 3413           | 50048           | 77.1        |
| <b>Chittagong</b> | <b>165629</b> | <b>4352</b>  | <b>169981</b> | <b>1388</b> | <b>834</b>  | <b>126725</b> | <b>4474</b>  | <b>131199</b> | <b>1081</b> | <b>735</b>  | <b>71614</b>     | <b>755</b>  | <b>72369</b>  | <b>341207</b>  | <b>1897</b>  | <b>343104</b>  | <b>3616477</b>  | <b>75.3</b> |
| Sylhet            | 21061         | 543          | 21604         | 179         | 76          | 18603         | 737          | 19340         | 174         | 114         | 14812            | 115         | 14927         | 43460          | 356          | 43816          | 374519          | 75.2        |
| Habiganj          | 12049         | 233          | 12282         | 125         | 46          | 5514          | 238          | 5752          | 48          | 29          | 13917            | 94          | 14011         | 26268          | 179          | 26447          | 278381          | 74.3        |
| Moulavi Bazar     | 14123         | 463          | 14586         | 168         | 119         | 12669         | 519          | 13188         | 140         | 116         | 16159            | 117         | 16276         | 27563          | 267          | 27830          | 255258          | 79.3        |
| Sunamganj         | 15994         | 628          | 16622         | 169         | 60          | 6654          | 380          | 7034          | 52          | 27          | 14735            | 105         | 14840         | 29234          | 271          | 29505          | 295777          | 78.6        |
| <b>Sylhet</b>     | <b>63227</b>  | <b>1867</b>  | <b>65094</b>  | <b>641</b>  | <b>301</b>  | <b>43440</b>  | <b>1874</b>  | <b>45314</b>  | <b>414</b>  | <b>286</b>  | <b>59623</b>     | <b>431</b>  | <b>60054</b>  | <b>126525</b>  | <b>1073</b>  | <b>127598</b>  | <b>1203935</b>  | <b>76.6</b> |
| <b>National</b>   | <b>746927</b> | <b>23682</b> | <b>770609</b> | <b>8200</b> | <b>5454</b> | <b>805465</b> | <b>33771</b> | <b>839236</b> | <b>7201</b> | <b>7361</b> | <b>800341</b>    | <b>6429</b> | <b>806770</b> | <b>2113349</b> | <b>12786</b> | <b>2126135</b> | <b>20997890</b> | <b>78.4</b> |

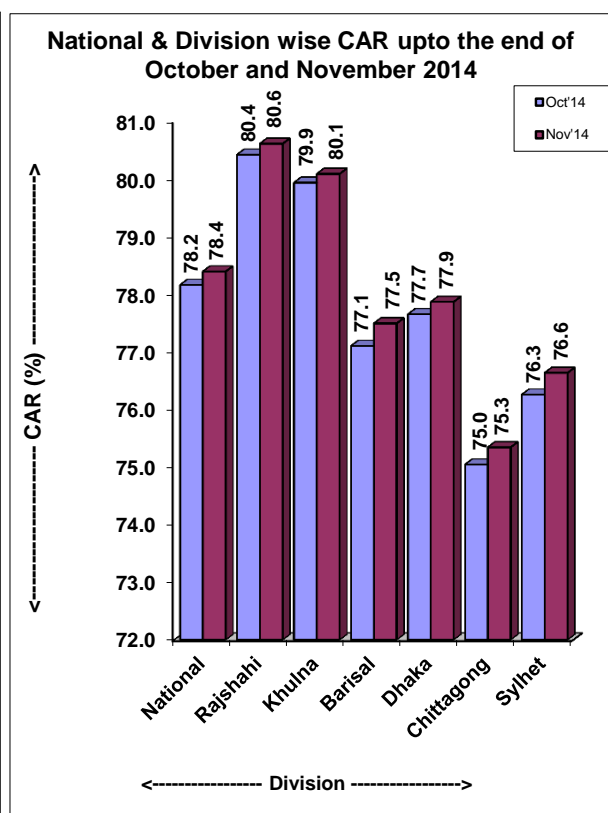
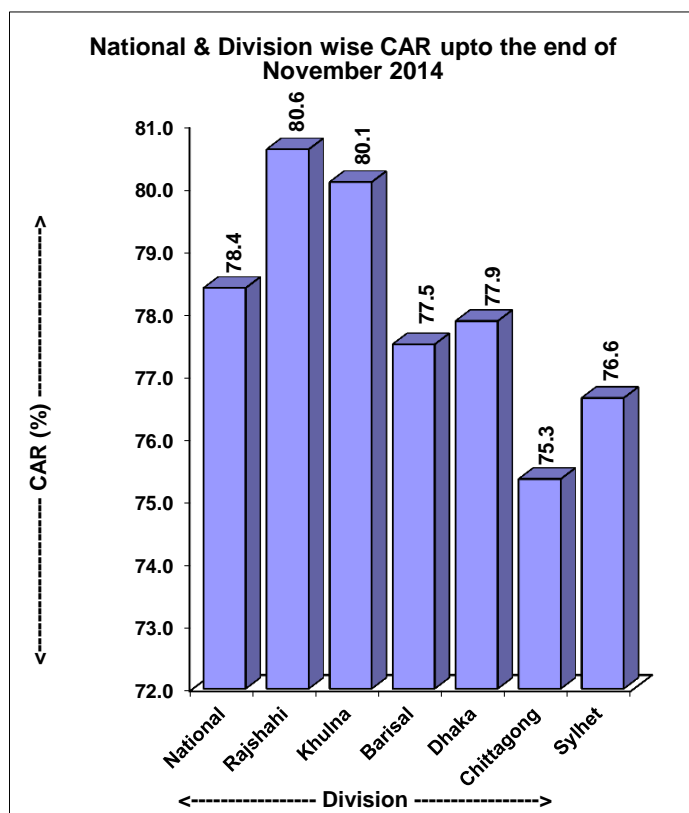


**Table :12****Number of New and Total Acceptors upto the end of October and November 2014**

| Method              | New Acceptors |               | % Change of Nov'14 over Oct'14 | Total Acceptors |                 | % Change of Nov'14 over Oct'14 |
|---------------------|---------------|---------------|--------------------------------|-----------------|-----------------|--------------------------------|
|                     | Oct'14        | Nov'14        |                                | Oct'14          | Nov'14          |                                |
| Per.Method (Male)   | 5475          | 6429          | 17.4                           | 803492          | 806770          | 0.4                            |
| Per.Method (Female) | 10690         | 12786         | 19.6                           | 2115854         | 2126135         | 0.5                            |
| Per.Method (Total)  | 16165         | 19215         | 18.9                           | 2919346         | 2932905         | 0.5                            |
| IUD                 | 11148         | 23682         | 112.4                          | 759524          | 770609          | 1.5                            |
| Implant             | 21645         | 33771         | 56.0                           | 820305          | 839236          | 2.3                            |
| Injectables         | 76800         | 102063        | 32.9                           | 4255171         | 4274580         | 0.5                            |
| Oral Pill           | 135603        | 177581        | 31.0                           | 10351571        | 10374928        | 0.2                            |
| Condom              | 47424         | 73361         | 54.7                           | 1786957         | 1805632         | 1.0                            |
| <b>Total</b>        | <b>308785</b> | <b>429673</b> | <b>39.1</b>                    | <b>20892874</b> | <b>20997890</b> | <b>0.5</b>                     |

**Table :13****CAR(%) by Division upto the end of October and November 2014**

| Division        | Oct'14      | Nov'14      | Change of Nov'14 over Oct'14 |
|-----------------|-------------|-------------|------------------------------|
| Rajshahi        | 80.4        | 80.6        | 0.2                          |
| Khulna          | 79.9        | 80.1        | 0.2                          |
| Barisal         | 77.1        | 77.5        | 0.4                          |
| Dhaka           | 77.7        | 77.9        | 0.2                          |
| Chittagong      | 75.0        | 75.3        | 0.3                          |
| Sylhet          | 76.3        | 76.6        | 0.4                          |
| <b>National</b> | <b>78.2</b> | <b>78.4</b> | <b>0.2</b>                   |



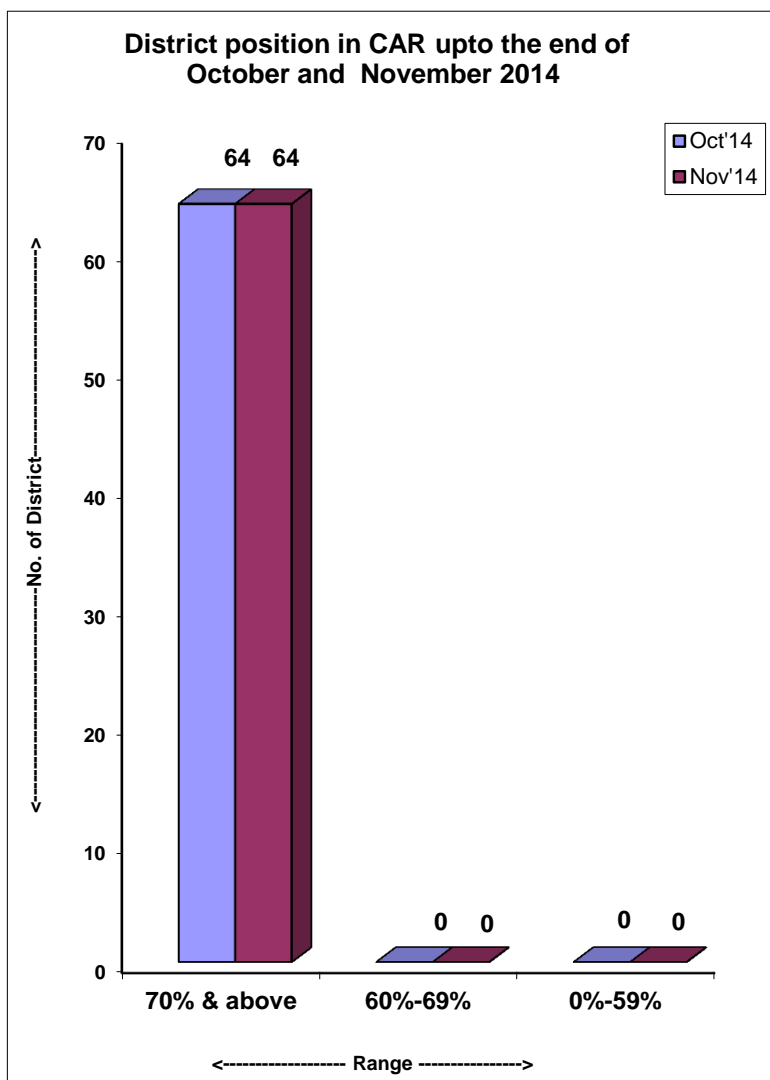
**Table :14**

**District by Range of CAR upto the end of November 2014**

| Range       | Sl.No. | District      | CAR (%) |
|-------------|--------|---------------|---------|
| 70% & above | 1      | Joipurhat     | 84.8    |
|             | 2      | Rajshahi      | 83.5    |
|             | 3      | Bogra         | 82.7    |
|             | 4      | Bagerhat      | 82.2    |
|             | 5      | Natore        | 82.2    |
|             | 6      | Nilphamari    | 82.0    |
|             | 7      | Kishoreganj   | 81.9    |
|             | 8      | Lalmonirhat   | 81.5    |
|             | 9      | Chuadanga     | 81.4    |
|             | 10     | Narail        | 81.1    |
|             | 11     | Nawabganj     | 80.9    |
|             | 12     | Gopalganj     | 80.9    |
|             | 13     | Thakurgaon    | 80.7    |
|             | 14     | Sherpur       | 80.6    |
|             | 15     | Naogaon       | 80.5    |
|             | 16     | Meherpur      | 80.4    |
|             | 17     | Gaibandha     | 80.4    |
|             | 18     | Jessore       | 80.3    |
|             | 19     | Panchgarh     | 80.3    |
|             | 20     | Dinajpur      | 80.2    |
|             | 21     | Jamalpur      | 80.2    |
|             | 22     | Satkhira      | 80.2    |
|             | 23     | Patuakhali    | 80.1    |
|             | 24     | Khulna        | 79.9    |
|             | 25     | Magura        | 79.8    |
|             | 26     | Manikganj     | 79.7    |
|             | 27     | Jhalakati     | 79.6    |
|             | 28     | Shariatpur    | 79.4    |
|             | 29     | Madaripur     | 79.4    |
|             | 30     | Gazipur       | 79.3    |
|             | 31     | Moulavi Bazar | 79.3    |
|             | 32     | Faridpur      | 79.1    |
|             | 33     | Kustia        | 78.9    |
|             | 34     | Kurigram      | 78.7    |
|             | 35     | Sunamganj     | 78.6    |
|             | 36     | Pabna         | 78.5    |
|             | 37     | Jhenaidaha    | 78.4    |
|             | 38     | Serajganj     | 78.4    |
|             | 39     | Rangamati     | 78.2    |
|             | 40     | Rangpur       | 78.0    |
|             | 41     | Mymensingh    | 77.5    |
|             | 42     | Rajbari       | 77.4    |
|             | 43     | Comilla       | 77.3    |
|             | 44     | Barguna       | 77.3    |
|             | 45     | Netrokona     | 77.2    |
|             | 46     | Bandarban     | 77.1    |
|             | 47     | Pirojpur      | 77.1    |
|             | 48     | Tangail       | 77.0    |
|             | 49     | Bhola         | 76.8    |
|             | 50     | Narayanganj   | 76.8    |
|             | 51     | Khagrachhari  | 76.7    |
|             | 52     | Narshingdi    | 76.7    |
|             | 53     | Chandpur      | 76.3    |
|             | 54     | Feni          | 75.9    |
|             | 55     | Barisal       | 75.7    |
|             | 56     | Cox's Bazar   | 75.6    |
|             | 57     | Sylhet        | 75.2    |
|             | 58     | Habiganj      | 74.3    |
|             | 59     | Brahmanbaria  | 74.2    |
|             | 60     | Noakhali      | 74.0    |
|             | 61     | Lakshmipur    | 74.0    |
|             | 62     | Chittagong    | 73.8    |
|             | 63     | Dhaka         | 73.8    |
|             | 64     | Munshiganj    | 72.8    |

| Range     | Sl.No. | District | CAR (%) |
|-----------|--------|----------|---------|
| 60% - 69% |        | Nil      |         |

|        |     |
|--------|-----|
| 0%-59% | Nil |
|--------|-----|



**Table :15****List of Upazila achieved CAR 70% & above upto the end of November 2014**

| Sl. No. | Name of District | Name of Upazila   | Total Couples | Total Acceptors | CAR (%) | Sl. No. | Name of District | Name of Upazila    | Total Couples | Total Acceptors | CAR (%) |
|---------|------------------|-------------------|---------------|-----------------|---------|---------|------------------|--------------------|---------------|-----------------|---------|
| 1       | Gopalganj        | Gopalganj Sadar   | 61150         | 53082           | 86.8    | 70      | Bogra            | Adamdighi          | 45638         | 37436           | 82.0    |
| 2       | Bagerhat         | Bagerhat Sadar    | 53490         | 46235           | 86.4    | 71      | Bogra            | Shajahanpur        | 79198         | 64939           | 82.0    |
| 3       | Joipurhat        | Kalai             | 34949         | 29911           | 85.6    | 72      | Nilphamari       | Dimla              | 60507         | 49599           | 82.0    |
| 4       | Bogra            | Shibganj          | 88997         | 75966           | 85.4    | 73      | Gaibandha        | Palashbari         | 59748         | 48942           | 81.9    |
| 5       | Joipurhat        | Joypurhat Sadar   | 64985         | 55452           | 85.3    | 74      | Satkhira         | Tala               | 64612         | 52881           | 81.8    |
| 6       | Bogra            | Sariakandi        | 52480         | 44712           | 85.2    | 75      | Bogra            | Sheerpur           | 82478         | 67484           | 81.8    |
| 7       | Satkhira         | Asasuni           | 56710         | 48159           | 84.9    | 76      | Bogra            | Bogra Sadar        | 93610         | 76586           | 81.8    |
| 8       | Rajshahi         | Godagari          | 70062         | 59459           | 84.9    | 77      | Lalmonirhat      | Lalmonirhat Sadar  | 77467         | 63369           | 81.8    |
| 9       | Bagerhat         | Kachua            | 20066         | 17016           | 84.8    | 78      | Narail           | Lohagara           | 47902         | 39182           | 81.8    |
| 10      | Joipurhat        | Akkelpur          | 31465         | 26674           | 84.8    | 79      | Jamalpur         | Melandaha          | 63567         | 51980           | 81.8    |
| 11      | Joipurhat        | Khetlal           | 26720         | 22628           | 84.7    | 80      | Nawabganj        | Chapai Nawabganj ( | 115080        | 94050           | 81.7    |
| 12      | Sunamganj        | Sunamganj Sadar   | 40465         | 34262           | 84.7    | 81      | Khulna           | Khulna Sadar       | 94214         | 76986           | 81.7    |
| 13      | Manikganj        | Ghior             | 36688         | 31045           | 84.6    | 82      | Rajshahi         | Puthiya            | 48731         | 39801           | 81.7    |
| 14      | Satkhira         | Debhata           | 26332         | 22267           | 84.6    | 83      | Naogaon          | Porsa              | 28927         | 23626           | 81.7    |
| 15      | Rajshahi         | Boalia            | 95572         | 80786           | 84.5    | 84      | Kishoreganj      | Austagram          | 28660         | 23404           | 81.7    |
| 16      | Rajshahi         | Poba (Sadar)      | 72392         | 60951           | 84.2    | 85      | Panchgarh        | Debiganj           | 50486         | 41212           | 81.6    |
| 17      | Manikganj        | Saturia           | 37572         | 31611           | 84.1    | 86      | Jessore          | Keshobpur          | 58369         | 47638           | 81.6    |
| 18      | Rajshahi         | Bagha             | 43649         | 36705           | 84.1    | 87      | Nawabganj        | Nachol             | 31436         | 25645           | 81.6    |
| 19      | Rajshahi         | Bagmara           | 97965         | 82345           | 84.1    | 88      | Gaibandha        | Sundarganj         | 103700        | 84441           | 81.4    |
| 20      | Manikganj        | Shibalaya         | 36066         | 30250           | 83.9    | 89      | Rangamati        | Rangamati Sadar    | 19064         | 15522           | 81.4    |
| 21      | Bagerhat         | Mongla            | 26608         | 22309           | 83.8    | 90      | Shariatpur       | Damoddy            | 22528         | 18334           | 81.4    |
| 22      | Jessore          | Monirampur        | 94396         | 79019           | 83.7    | 91      | Panchgarh        | Boda               | 53823         | 43801           | 81.4    |
| 23      | Joipurhat        | Panchbibi         | 55110         | 46095           | 83.6    | 92      | Bogra            | Nandigram          | 43791         | 35626           | 81.4    |
| 24      | Bogra            | Sonatola          | 40173         | 33600           | 83.6    | 93      | Kishoreganj      | Pakundia           | 42061         | 34208           | 81.3    |
| 25      | Nilphamari       | Syadpur           | 57205         | 47806           | 83.6    | 94      | Chuadanga        | Alamdanga          | 85292         | 69355           | 81.3    |
| 26      | Khagrachhari     | Matiranga         | 23354         | 19462           | 83.3    | 95      | Kurigram         | Chilmari           | 30267         | 24605           | 81.3    |
| 27      | Bogra            | Dupchanchia       | 43652         | 36331           | 83.2    | 96      | Patuakhali       | Kalapara           | 51427         | 41802           | 81.3    |
| 28      | Chuadanga        | Damurhuda         | 71176         | 59205           | 83.2    | 97      | Jamalpur         | Sharishabari       | 69249         | 56287           | 81.3    |
| 29      | Natore           | Natore Sadar      | 107017        | 89012           | 83.2    | 98      | Comilla          | Burichong          | 62292         | 50627           | 81.3    |
| 30      | Nawabganj        | Bholahat          | 24329         | 20232           | 83.2    | 99      | Naogaon          | Manda              | 91535         | 74389           | 81.3    |
| 31      | Khulna           | Fultala           | 27612         | 22928           | 83.0    | 100     | Kurigram         | Nageswari          | 94496         | 76754           | 81.2    |
| 32      | Naogaon          | Niamatpur         | 57998         | 48151           | 83.0    | 101     | Naogaon          | Patnitola          | 54782         | 44487           | 81.2    |
| 33      | Nilphamari       | Nilphamari Sadar  | 99817         | 82835           | 83.0    | 102     | Satkhira         | Shyamnagar         | 73409         | 59611           | 81.2    |
| 34      | Kishoreganj      | Nikli             | 26955         | 22361           | 83.0    | 103     | Dinajpur         | Hakimpur           | 20321         | 16501           | 81.2    |
| 35      | Jessore          | Bagherpara        | 46291         | 38394           | 82.9    | 104     | Naogaon          | Naogaon Sadar      | 61263         | 49736           | 81.2    |
| 36      | Bagerhat         | Fakirhat          | 30429         | 25234           | 82.9    | 105     | Narail           | Narail Sadar       | 63833         | 51793           | 81.1    |
| 37      | Bagerhat         | Morraiganj        | 65628         | 54400           | 82.9    | 106     | Pabna            | Faridpur           | 28387         | 23028           | 81.1    |
| 38      | Kishoreganj      | Bhariab Bazar     | 54719         | 45320           | 82.8    | 107     | Kishoreganj      | Katiadi            | 58133         | 47151           | 81.1    |
| 39      | Natore           | Bagatipara        | 31610         | 26172           | 82.8    | 108     | Kishoreganj      | Bazitpur           | 44930         | 36440           | 81.1    |
| 40      | Kishoreganj      | Kuliarchar        | 33194         | 27471           | 82.8    | 109     | Meherpur         | Meherpur Sadar     | 62626         | 50777           | 81.1    |
| 41      | Patuakhali       | Dashmina          | 27376         | 22656           | 82.8    | 110     | Tangail          | Kalihati           | 84792         | 68693           | 81.0    |
| 42      | Dinajpur         | Parbatipur        | 82913         | 68570           | 82.7    | 111     | Gaibandha        | Sadullahpur        | 70415         | 57038           | 81.0    |
| 43      | Kishoreganj      | Tarail            | 31006         | 25639           | 82.7    | 112     | Bogra            | Gabtali            | 71316         | 57753           | 81.0    |
| 44      | Natore           | Gurudashpur       | 52876         | 43701           | 82.6    | 113     | Manikganj        | Manikganj Sadar    | 68049         | 55096           | 81.0    |
| 45      | Gazipur          | Gazipur Sadar     | 129898        | 107305          | 82.6    | 114     | Magura           | Shalikka           | 31979         | 25889           | 81.0    |
| 46      | Kishoreganj      | Karimganj         | 54043         | 44632           | 82.6    | 115     | Sunamganj        | Tahirpur           | 33483         | 27099           | 80.9    |
| 47      | Nilphamari       | Domar             | 55006         | 45417           | 82.6    | 116     | Dinajpur         | Birampur           | 36670         | 29678           | 80.9    |
| 48      | Bogra            | Kahaloo           | 55303         | 45625           | 82.5    | 117     | Faridpur         | Bhanga             | 52911         | 42806           | 80.9    |
| 49      | Kishoreganj      | Kishoreganj Sadar | 69641         | 57437           | 82.5    | 118     | Khulna           | Digholia           | 91968         | 74375           | 80.9    |
| 50      | Chuadanga        | Jiban Nagar       | 37438         | 30872           | 82.5    | 119     | Kishoreganj      | Mithamoin          | 23525         | 19021           | 80.9    |
| 51      | Bogra            | Dhunot            | 66475         | 54805           | 82.4    | 120     | Netrokona        | Khaliaghuri        | 16790         | 13574           | 80.8    |
| 52      | Rajshahi         | Tanore            | 44072         | 36332           | 82.4    | 121     | Bagerhat         | Rampal             | 33330         | 26928           | 80.8    |
| 53      | Patuakhali       | Dumki             | 13848         | 11415           | 82.4    | 122     | Magura           | Sripur             | 36602         | 29564           | 80.8    |
| 54      | Khulna           | Dumuria           | 64679         | 53307           | 82.4    | 123     | Barguna          | Bmna               | 14520         | 11727           | 80.8    |
| 55      | Lalmonirhat      | Hatibandha        | 50175         | 41332           | 82.4    | 124     | Moulavi Bazar    | Kulaura            | 57489         | 46425           | 80.8    |
| 56      | Lalmonirhat      | Patgram           | 45640         | 37589           | 82.4    | 125     | Patuakhali       | Golachipa          | 79486         | 64188           | 80.8    |
| 57      | Natore           | Baraigram         | 67837         | 55867           | 82.4    | 126     | Netrokona        | Barhatta           | 34070         | 27508           | 80.7    |
| 58      | Faridpur         | Nagarkanda        | 35719         | 29413           | 82.3    | 127     | Gaibandha        | Fulchhari          | 36232         | 29248           | 80.7    |
| 59      | Rajshahi         | Mohanpur          | 42511         | 34998           | 82.3    | 128     | Jhalakati        | Jhalakati Sadar    | 34962         | 28221           | 80.7    |
| 60      | Sherpur          | Sribordi          | 56261         | 46310           | 82.3    | 129     | Madaripur        | Madaripur Sadar    | 67377         | 54385           | 80.7    |
| 61      | Pabna            | Santhia           | 90169         | 74187           | 82.3    | 130     | Lalmonirhat      | Kaliganj           | 53748         | 43352           | 80.7    |
| 62      | Rajshahi         | Durgapur          | 44560         | 36643           | 82.2    | 131     | Dinajpur         | Birol              | 55924         | 45107           | 80.7    |
| 63      | Bagerhat         | Sarankhola        | 21122         | 17369           | 82.2    | 132     | Dinajpur         | Chirir Bandar      | 64541         | 52026           | 80.6    |
| 64      | Serajganj        | Sirajganj Sadar   | 108709        | 89362           | 82.2    | 133     | Nawabganj        | Shibganj           | 126771        | 102187          | 80.6    |
| 65      | Natore           | Lalpur            | 65377         | 53739           | 82.2    | 134     | Dinajpur         | Dinajpur Sadar     | 99211         | 79965           | 80.6    |
| 66      | Thakurgaon       | Thakurgaon Sadar  | 126346        | 103766          | 82.1    | 135     | Nilphamari       | Kishoreganj        | 55690         | 44861           | 80.6    |
| 67      | Rajshahi         | Charghat          | 49182         | 40370           | 82.1    | 136     | Rangpur          | Pirganj            | 92982         | 74862           | 80.5    |
| 68      | Kishoreganj      | Hossainpur        | 37398         | 30691           | 82.1    | 137     | Jessore          | Jessore Sadar      | 145258        | 116921          | 80.5    |
| 69      | Sherpur          | Nalitabari        | 57007         | 46779           | 82.1    | 138     | Sherpur          | Jhenaigat          | 36523         | 29386           | 80.5    |

| Sl. No. | Name of District | Name of Upazila    | Total Couples | Total Acceptors | CAR (%) | Sl. No. | Name of District | Name of Upazila  | Total Couples | Total Acceptors | CAR (%) |
|---------|------------------|--------------------|---------------|-----------------|---------|---------|------------------|------------------|---------------|-----------------|---------|
| 139     | Meherpur         | Gagni              | 77060         | 61988           | 80.4    | 210     | Naogaon          | Dhamoirhat       | 43254         | 34276           | 79.2    |
| 140     | Natore           | Singra             | 85857         | 69064           | 80.4    | 211     | Mymensingh       | Muktagacha       | 92548         | 73318           | 79.2    |
| 141     | Narail           | Kalia              | 43481         | 34975           | 80.4    | 212     | Magura           | Magura Sadar     | 81310         | 64392           | 79.2    |
| 142     | Thakurgaon       | Ranisankail        | 47411         | 38136           | 80.4    | 213     | Gaibandha        | Shaghata         | 55981         | 44329           | 79.2    |
| 143     | Patuakhali       | Bauphal            | 71538         | 57538           | 80.4    | 214     | Madaripur        | Shibchar         | 58344         | 46169           | 79.1    |
| 144     | Jamalpur         | Jamalpur Sadar     | 136000        | 109338          | 80.4    | 215     | Thakurgaon       | Haripur          | 30579         | 24193           | 79.1    |
| 145     | Jhenaidaha       | Kotchandpur        | 33387         | 26840           | 80.4    | 216     | Chuadanga        | Chuadanga Sadar  | 71699         | 56718           | 79.1    |
| 146     | Shariatpur       | Palong (Sadar)     | 42008         | 33766           | 80.4    | 217     | Gaibandha        | Gaibandha Sadar  | 100875        | 79778           | 79.1    |
| 147     | Feni             | Dagonbhuiyan       | 49943         | 40137           | 80.4    | 218     | Feni             | Sonagazi         | 52314         | 41366           | 79.1    |
| 148     | Barguna          | Betagi             | 23293         | 18716           | 80.4    | 219     | Dinajpur         | Fulbari          | 36674         | 28992           | 79.1    |
| 149     | Serajganj        | Rayganj            | 67214         | 54002           | 80.3    | 220     | Tangail          | Ghatail          | 102405        | 80942           | 79.0    |
| 150     | Serajganj        | Kazipur            | 56888         | 45693           | 80.3    | 221     | Bandarban        | Rowangchhari     | 4621          | 3648            | 78.9    |
| 151     | Jhalakati        | Kathalia           | 20857         | 16749           | 80.3    | 222     | Cox's Bazar      | Moheshkhali      | 54037         | 42657           | 78.9    |
| 152     | Habiganj         | Habiganj Sadar     | 58628         | 47073           | 80.3    | 223     | Jessore          | Jhikarghachha    | 68211         | 53840           | 78.9    |
| 153     | Shariatpur       | Goshairhat         | 29779         | 23909           | 80.3    | 224     | Sylhet           | Jaintapur        | 27019         | 21323           | 78.9    |
| 154     | Lalmonirhat      | Aditmari           | 47749         | 38295           | 80.2    | 225     | Kurigram         | Char Rajibpur    | 21475         | 16946           | 78.9    |
| 155     | Kishoreganj      | Itna               | 32866         | 26333           | 80.1    | 226     | Pabna            | Bera             | 55632         | 43899           | 78.9    |
| 156     | Nilphamari       | Jaldhaka           | 76438         | 61220           | 80.1    | 227     | Dinajpur         | Ghoraghat        | 26101         | 20595           | 78.9    |
| 157     | Rangamati        | Chondraghona       | 10775         | 8626            | 80.1    | 228     | Nawabganj        | Gomostapur       | 60894         | 48047           | 78.9    |
| 158     | Jessore          | Chowgachha         | 55190         | 44174           | 80.0    | 229     | Manikganj        | Daulatpur        | 37714         | 29742           | 78.9    |
| 159     | Jhenaidaha       | Moheshpur          | 74830         | 59893           | 80.0    | 230     | Moulavi Bazar    | Rajnagar         | 39773         | 31349           | 78.8    |
| 160     | Kurigram         | Fulbari            | 37864         | 30297           | 80.0    | 231     | Shariatpur       | Janjira          | 38632         | 30446           | 78.8    |
| 161     | Jhalakati        | Nalchhiti          | 35399         | 28317           | 80.0    | 232     | Kurigram         | Roumari          | 43925         | 34611           | 78.8    |
| 162     | Mymensingh       | Bhaluka            | 89226         | 71359           | 80.0    | 233     | Rangamati        | Rajasthali       | 4639          | 3655            | 78.8    |
| 163     | Sunamganj        | Bishwamvarpur      | 25457         | 20359           | 80.0    | 234     | Sunamganj        | Dowara Bazar     | 37156         | 29273           | 78.8    |
| 164     | Rangamati        | Naniarchar         | 8831          | 7062            | 80.0    | 235     | Faridpur         | Boalmari         | 54491         | 42926           | 78.8    |
| 165     | Faridpur         | Alphadanga         | 22241         | 17785           | 80.0    | 236     | Jhenaidaha       | Jhenaidaha Sadar | 96778         | 76230           | 78.8    |
| 166     | Panchgarh        | Atowari            | 29321         | 23446           | 80.0    | 237     | Moulavi Bazar    | Barlekha         | 41823         | 32935           | 78.7    |
| 167     | Thakurgaon       | Pirganj            | 49713         | 39746           | 80.0    | 238     | Bhola            | Lalmohan         | 61371         | 48328           | 78.7    |
| 168     | Kustia           | Daulatpur          | 111630        | 89231           | 79.9    | 239     | Moulavi Bazar    | Kamalganj        | 44797         | 35272           | 78.7    |
| 169     | Gaibandha        | Gobindaganj        | 118459        | 94687           | 79.9    | 240     | Sylhet           | Biswanath        | 30898         | 24325           | 78.7    |
| 170     | Moulavi Bazar    | Sreemongal         | 61740         | 49348           | 79.9    | 241     | Meherpur         | Mujibnagar       | 24159         | 19013           | 78.7    |
| 171     | Gopalganj        | Tungipara          | 20368         | 16275           | 79.9    | 242     | Kustia           | Mirpur           | 76767         | 60377           | 78.6    |
| 172     | Faridpur         | Char Bhadrashion   | 13284         | 10612           | 79.9    | 243     | Mymensingh       | Fulbaria         | 84322         | 66296           | 78.6    |
| 173     | Sherpur          | Sherpur Sadar      | 115828        | 92527           | 79.9    | 244     | Rangpur          | Pirgachha        | 73476         | 57760           | 78.6    |
| 174     | Kurigram         | Kurigram Sadar     | 73994         | 59105           | 79.9    | 245     | Kustia           | Bheramara        | 50100         | 39383           | 78.6    |
| 175     | Naogaon          | Atrai              | 46551         | 37168           | 79.8    | 246     | Mymensingh       | Nandail          | 83154         | 65340           | 78.6    |
| 176     | Jamalpur         | Dewanganj          | 58869         | 46969           | 79.8    | 247     | Shariatpur       | Naria            | 40708         | 31984           | 78.6    |
| 177     | Rajbari          | Rajbari Sadar      | 69051         | 55090           | 79.8    | 248     | Netrokona        | Purbadhala       | 56493         | 44383           | 78.6    |
| 178     | Gopalganj        | Kotalipara         | 44525         | 35513           | 79.8    | 249     | Thakurgaon       | Baliadangi       | 42555         | 33429           | 78.6    |
| 179     | Gazipur          | Kaliakair          | 62199         | 49591           | 79.7    | 250     | Naogaon          | Mohadebpur       | 68814         | 54048           | 78.5    |
| 180     | Narshingdi       | Narshingdi Sadar   | 115914        | 92405           | 79.7    | 251     | Sherpur          | Nakla            | 42081         | 33027           | 78.5    |
| 181     | Cox's Bazar      | Ukhiya             | 34492         | 27486           | 79.7    | 252     | Bandarban        | Bandarban Sadar  | 14550         | 11418           | 78.5    |
| 182     | Gazipur          | Tongi              | 34223         | 27271           | 79.7    | 253     | Jamalpur         | Islampur         | 67133         | 52678           | 78.5    |
| 183     | Jamalpur         | Madarganj          | 52830         | 42096           | 79.7    | 254     | Kurigram         | Bhurungamari     | 62594         | 49114           | 78.5    |
| 184     | Naogaon          | Badalgachhi        | 48047         | 38279           | 79.7    | 255     | Dinajpur         | Kaharole         | 35348         | 27728           | 78.4    |
| 185     | Kustia           | Kumarkhali         | 73812         | 58777           | 79.6    | 256     | Dinajpur         | Khanshama        | 40494         | 31758           | 78.4    |
| 186     | Rangpur          | Kaunia             | 49765         | 39628           | 79.6    | 257     | Comilla          | Debidwar         | 90653         | 71094           | 78.4    |
| 187     | Serajganj        | Ullahpara          | 121163        | 96422           | 79.6    | 258     | Gopalganj        | Muksudpur        | 59551         | 46699           | 78.4    |
| 188     | Naogaon          | Rani Nagar         | 42352         | 33689           | 79.5    | 259     | Satkhira         | Kaliganj         | 64090         | 50257           | 78.4    |
| 189     | Dinajpur         | Birganj            | 69096         | 54948           | 79.5    | 260     | Tangail          | Bhuapur          | 42876         | 33618           | 78.4    |
| 190     | Dinajpur         | Bochaganj          | 34319         | 27284           | 79.5    | 261     | Netrokona        | Mohonganj        | 31075         | 24355           | 78.4    |
| 191     | Faridpur         | Faridpur Sadar     | 92914         | 73865           | 79.5    | 262     | Mymensingh       | Dhubaura         | 40648         | 31856           | 78.4    |
| 192     | Moulavi Bazar    | Moulavi Bazar Sada | 52349         | 41588           | 79.4    | 263     | Barguna          | Patharghata      | 32214         | 25240           | 78.4    |
| 193     | Dhaka            | Dhamrai            | 89124         | 70800           | 79.4    | 264     | Sunamganj        | Jogonnathpur     | 32907         | 25781           | 78.3    |
| 194     | Cox's Bazar      | Chakaria           | 77938         | 61888           | 79.4    | 265     | Khulna           | Paikgachha       | 56718         | 44424           | 78.3    |
| 195     | Naogaon          | Sapahar            | 36859         | 29268           | 79.4    | 266     | Khulna           | Batiaghata       | 37412         | 29301           | 78.3    |
| 196     | Dinajpur         | Nawabganj          | 49439         | 39246           | 79.4    | 267     | Kustia           | Kushtia Sadar    | 116470        | 91154           | 78.3    |
| 197     | Pabna            | Pabna Sadar        | 131415        | 104315          | 79.4    | 268     | Rangamati        | Jurachhari       | 4181          | 3270            | 78.2    |
| 198     | Pirojpur         | Kawkhali           | 11863         | 9413            | 79.3    | 269     | Narayanganj      | Bandar           | 64223         | 50228           | 78.2    |
| 199     | Panchgarh        | Panchgarh Sadar    | 57268         | 45438           | 79.3    | 270     | Comilla          | Barura           | 84046         | 65729           | 78.2    |
| 200     | Magura           | Mohammadpur        | 39873         | 31627           | 79.3    | 271     | Manikganj        | Harirampur       | 32531         | 25440           | 78.2    |
| 201     | Serajganj        | Tarash             | 45613         | 36176           | 79.3    | 272     | Shariatpur       | Bhedarganj       | 43013         | 33610           | 78.1    |
| 202     | Madaripur        | Rajoir             | 46540         | 36911           | 79.3    | 273     | Madaripur        | Kalkini          | 52646         | 41121           | 78.1    |
| 203     | Faridpur         | Modhukhali         | 43684         | 34643           | 79.3    | 274     | Khulna           | Terokhada        | 25244         | 19706           | 78.1    |
| 204     | Chittagong       | Boalkhali          | 44291         | 35118           | 79.3    | 275     | Pirojpur         | Nesarabad        | 36528         | 28496           | 78.0    |
| 205     | Rangamati        | Baghaichhari       | 11553         | 9159            | 79.3    | 276     | Tangail          | Gopalpur         | 58588         | 45704           | 78.0    |
| 206     | Chandpur         | Chandpur Sadar     | 71542         | 56714           | 79.3    | 277     | Mymensingh       | Mymensingh Sadar | 134900        | 105225          | 78.0    |
| 207     | Tangail          | Tangail Sadar      | 118779        | 94159           | 79.3    | 278     | Comilla          | Brahmanpara      | 39381         | 30717           | 78.0    |
| 208     | Jamalpur         | Bakshiganj         | 40487         | 32092           | 79.3    | 279     | Rangpur          | Rangpur Sadar    | 140731        | 109747          | 78.0    |
| 209     | Bhola            | Bhola Sadar        | 84155         | 66703           | 79.3    | 280     | Tangail          | Mirzapur         | 94013         | 73313           | 78.0    |

| Sl. No. | Name of District | Name of Upazila     | Total Couples | Total Acceptors | CAR (%) | Sl. No. | Name of District | Name of Upazila    | Total Couples | Total Acceptors | CAR (%) |
|---------|------------------|---------------------|---------------|-----------------|---------|---------|------------------|--------------------|---------------|-----------------|---------|
| 281     | Narshingdi       | Shibpur             | 53744         | 41907           | 78.0    | 351     | Bhola            | Daulatkhan         | 33243         | 25434           | 76.5    |
| 282     | Satkhira         | Kolaroa             | 52791         | 41154           | 78.0    | 352     | Barisal          | Mehendiganj        | 55572         | 42509           | 76.5    |
| 283     | Chittagong       | Panchlaish          | 30685         | 23920           | 78.0    | 353     | Rangpur          | Badarganj          | 65458         | 50071           | 76.5    |
| 284     | Jhenaidaha       | Harinakunda         | 44192         | 34444           | 77.9    | 354     | Satkhira         | Satkhira Sadar     | 92873         | 71035           | 76.5    |
| 285     | Panchgarh        | Tetulia             | 27603         | 21505           | 77.9    | 355     | Mymensingh       | Ishwarganj         | 78659         | 60156           | 76.5    |
| 286     | Faridpur         | Saltha              | 33251         | 25903           | 77.9    | 356     | Narshingdi       | Monohordi          | 56288         | 43026           | 76.4    |
| 287     | Gazipur          | Kapasia             | 69384         | 54037           | 77.9    | 357     | Bagerhat         | Chitalmari         | 27024         | 20656           | 76.4    |
| 288     | Khagrachhari     | Dighinala           | 16655         | 12971           | 77.9    | 358     | Bandarban        | Lama               | 17581         | 13438           | 76.4    |
| 289     | Jessore          | Abhaynagar          | 56990         | 44379           | 77.9    | 359     | Barisal          | Uzirpur            | 46147         | 35270           | 76.4    |
| 290     | Rangpur          | Taraganj            | 33692         | 26221           | 77.8    | 360     | Narayanganj      | Rupganj            | 89853         | 68673           | 76.4    |
| 291     | Chittagong       | Lohagara            | 55953         | 43540           | 77.8    | 361     | Pirojpur         | Zianagar           | 14257         | 10884           | 76.3    |
| 292     | Gazipur          | Sreepur             | 97866         | 76152           | 77.8    | 362     | Comilla          | Chandina           | 74270         | 56680           | 76.3    |
| 293     | Sunamganj        | Sulla               | 19167         | 14913           | 77.8    | 363     | Dhaka            | Savar              | 177049        | 135099          | 76.3    |
| 294     | Pirojpur         | Nazirpur            | 32160         | 25002           | 77.7    | 364     | Mymensingh       | Phulpur            | 122260        | 93251           | 76.3    |
| 295     | Mymensingh       | Haluaghat           | 66712         | 51822           | 77.7    | 365     | Serajganj        | Chouhali           | 18858         | 14372           | 76.2    |
| 296     | Sylhet           | Jakiganj            | 33985         | 26395           | 77.7    | 366     | Chittagong       | Rangunia           | 74804         | 56987           | 76.2    |
| 297     | Comilla          | Titash              | 36405         | 28273           | 77.7    | 367     | Comilla          | Laksham            | 54354         | 41405           | 76.2    |
| 298     | Patuakhali       | Patuakhali Sadar    | 68367         | 53093           | 77.7    | 368     | Comilla          | Monohargonj        | 47144         | 35861           | 76.1    |
| 299     | Bandarban        | Naikhongchhari      | 11045         | 8573            | 77.6    | 369     | Rajbari          | Baliakandi         | 43759         | 33286           | 76.1    |
| 300     | Patuakhali       | Mirzaganj           | 24362         | 18904           | 77.6    | 370     | Munshiganj       | Gazaria            | 30651         | 23312           | 76.1    |
| 301     | Khulna           | Koyra               | 40113         | 31126           | 77.6    | 371     | Narshingdi       | Belaboo            | 40165         | 30541           | 76.0    |
| 302     | Narayanganj      | Narayanganj Sadar   | 193458        | 150107          | 77.6    | 372     | Pabna            | Chatmohor          | 71611         | 54433           | 76.0    |
| 303     | Gopalganj        | Kasiani             | 45471         | 35278           | 77.6    | 373     | Khulna           | Rupsha             | 37038         | 28153           | 76.0    |
| 304     | Pabna            | Ishwardi            | 71022         | 55019           | 77.5    | 374     | Habiganj         | Chunarughat        | 59502         | 45217           | 76.0    |
| 305     | Sunamganj        | Jamalganj           | 28128         | 21781           | 77.4    | 375     | Brahmanbaria     | Brahmanbaria Sadar | 88356         | 67133           | 76.0    |
| 306     | Bandarban        | Alikadam            | 9133          | 7071            | 77.4    | 376     | Narshingdi       | Palash             | 40858         | 31042           | 76.0    |
| 307     | Chandpur         | Hemchar             | 18841         | 14581           | 77.4    | 377     | Chandpur         | Sharasti           | 47066         | 35749           | 76.0    |
| 308     | Rangamati        | Langadu             | 16230         | 12554           | 77.4    | 378     | Tangail          | Basail             | 38084         | 28921           | 75.9    |
| 309     | Khulna           | Dacope              | 30846         | 23838           | 77.3    | 379     | Netrokona        | Kalmakanda         | 48746         | 37011           | 75.9    |
| 310     | Khagrachhari     | Khagrachhari Sadar  | 17900         | 13831           | 77.3    | 380     | Barisal          | Gournadi           | 35918         | 27261           | 75.9    |
| 311     | Sunamganj        | Chhatak             | 51607         | 39875           | 77.3    | 381     | Cox's Bazar      | Kutubdia           | 22173         | 16785           | 75.7    |
| 312     | Comilla          | Muradnagar          | 108910        | 84141           | 77.3    | 382     | Comilla          | Nangolkot          | 74036         | 56034           | 75.7    |
| 313     | Comilla          | Comilla Sadar South | 80459         | 62155           | 77.3    | 383     | Bandarban        | Ruma               | 4298          | 3251            | 75.6    |
| 314     | Jhenaidaha       | Sailkupa            | 82649         | 63833           | 77.2    | 384     | Narayanganj      | Araihazar          | 76916         | 58149           | 75.6    |
| 315     | Brahmanbaria     | Ashuganj            | 27181         | 20986           | 77.2    | 385     | Bagerhat         | Mollahat           | 26732         | 20207           | 75.6    |
| 316     | Comilla          | Daudkandi           | 69968         | 53940           | 77.1    | 386     | Feni             | Fulgazi            | 22642         | 17110           | 75.6    |
| 317     | Barisal          | Hizla               | 24461         | 18856           | 77.1    | 387     | Bhola            | Borhanuddin        | 48796         | 36873           | 75.6    |
| 318     | Rajbari          | Pangsha             | 88320         | 68043           | 77.0    | 388     | Lakshimpur       | Kamalnagar         | 35106         | 26527           | 75.6    |
| 319     | Mymensingh       | Trisal              | 87468         | 67352           | 77.0    | 389     | Mymensingh       | Gouripur           | 63293         | 47761           | 75.5    |
| 320     | Comilla          | Homna               | 38936         | 29967           | 77.0    | 390     | Bhola            | Charfashion        | 87905         | 66253           | 75.4    |
| 321     | Netrokona        | Durgapur            | 45475         | 34998           | 77.0    | 391     | Bhola            | Tajumuddin         | 24476         | 18445           | 75.4    |
| 322     | Comilla          | Comilla Sadar       | 85853         | 66042           | 76.9    | 392     | Habiganj         | Madhabpur          | 61654         | 46429           | 75.3    |
| 323     | Pirojpur         | Bhandaria           | 24503         | 18844           | 76.9    | 393     | Pirojpur         | Pirojpur Sadar     | 26905         | 20248           | 75.3    |
| 324     | Barguna          | Amtali              | 65132         | 50087           | 76.9    | 394     | Noakhali         | Sudharam (Sadar)   | 86417         | 65018           | 75.2    |
| 325     | Sylhet           | Golapganj           | 45441         | 34938           | 76.9    | 395     | Barisal          | Barisal Sadar      | 81935         | 61634           | 75.2    |
| 326     | Netrokona        | Modan               | 26370         | 20271           | 76.9    | 396     | Dhaka            | Mirpur             | 91172         | 68575           | 75.2    |
| 327     | Pabna            | Sujanagar           | 60832         | 46760           | 76.9    | 397     | Serajganj        | Kamarkandi         | 28081         | 21119           | 75.2    |
| 328     | Moulavi Bazar    | Juri                | 23862         | 18341           | 76.9    | 398     | Chittagong       | Rawzan             | 60803         | 45715           | 75.2    |
| 329     | Chandpur         | Faridganj           | 81434         | 62585           | 76.9    | 399     | Barisal          | Muladi             | 31093         | 23369           | 75.2    |
| 330     | Jhalakati        | Rajapur             | 23909         | 18360           | 76.8    | 400     | Narayanganj      | Sonargaon          | 77405         | 58118           | 75.1    |
| 331     | Noakhali         | Begumganj           | 104208        | 79998           | 76.8    | 401     | Chandpur         | Matlab (South)     | 42455         | 31871           | 75.1    |
| 332     | Chandpur         | Hajiganj            | 61304         | 47061           | 76.8    | 402     | Gazipur          | Kaliganj           | 51754         | 38851           | 75.1    |
| 333     | Kustia           | Khoksa              | 30455         | 23377           | 76.8    | 403     | Barguna          | Barguna Sadar      | 60367         | 45311           | 75.1    |
| 334     | Netrokona        | Kendua              | 57988         | 44497           | 76.7    | 404     | Tangail          | Nagarpur           | 66038         | 49566           | 75.1    |
| 335     | Chandpur         | Motlab (North)      | 57299         | 43968           | 76.7    | 405     | Noakhali         | Sonaimuri          | 61137         | 45877           | 75.0    |
| 336     | Sunamganj        | Dherai              | 39262         | 30125           | 76.7    | 406     | Sylhet           | Balaganj           | 49490         | 37127           | 75.0    |
| 337     | Jhenaidaha       | Kaliganj            | 63907         | 49023           | 76.7    | 407     | Brahmanbaria     | Kashba             | 64161         | 48090           | 75.0    |
| 338     | Pabna            | Bhangoora           | 28970         | 22219           | 76.7    | 408     | Sylhet           | Companiganj        | 25749         | 19299           | 75.0    |
| 339     | Comilla          | Meghna              | 21462         | 16456           | 76.7    | 409     | Khagrachhari     | Ramgarh            | 11873         | 8897            | 74.9    |
| 340     | Cox's Bazar      | Ramu                | 42911         | 32901           | 76.7    | 410     | Brahmanbaria     | Bancharampur       | 56085         | 42003           | 74.9    |
| 341     | Pirojpur         | Mathbaria           | 47367         | 36317           | 76.7    | 411     | Sunamganj        | Sadar (South)      | 27256         | 20402           | 74.9    |
| 342     | Rangpur          | Gangachara          | 66703         | 51137           | 76.7    | 412     | Netrokona        | Netrokona Sadar    | 69346         | 51895           | 74.8    |
| 343     | Barisal          | Bakerganj           | 64035         | 49088           | 76.7    | 413     | Pabna            | Atghoria           | 33882         | 25350           | 74.8    |
| 344     | Netrokona        | Atpara              | 29394         | 22530           | 76.6    | 414     | Rangamati        | Belaichhari        | 4646          | 3476            | 74.8    |
| 345     | Sunamganj        | Dharmapasa          | 41634         | 31907           | 76.6    | 415     | Habiganj         | Nabiganj           | 57750         | 43159           | 74.7    |
| 346     | Kurigram         | Ulipur              | 101707        | 77933           | 76.6    | 416     | Munshiganj       | Serajdikhan        | 54437         | 40681           | 74.7    |
| 347     | Comilla          | Chouddagram         | 85248         | 65295           | 76.6    | 417     | Feni             | Parshuram          | 19200         | 14338           | 74.7    |
| 348     | Jessore          | Sarsa               | 78799         | 60336           | 76.6    | 418     | Habiganj         | Bahubal            | 33190         | 24778           | 74.7    |
| 349     | Sylhet           | Gowainghat          | 48963         | 37489           | 76.6    | 419     | Brahmanbaria     | Bijoy Nagar        | 46847         | 34952           | 74.6    |
| 350     | Rangpur          | Mithapukur          | 117633        | 90016           | 76.5    | 420     | Mymensingh       | Gafargaon          | 85745         | 63947           | 74.6    |
|         |                  |                     |               |                 |         | 421     | Barisal          | Babuganj           | 27430         | 20453           | 74.6    |

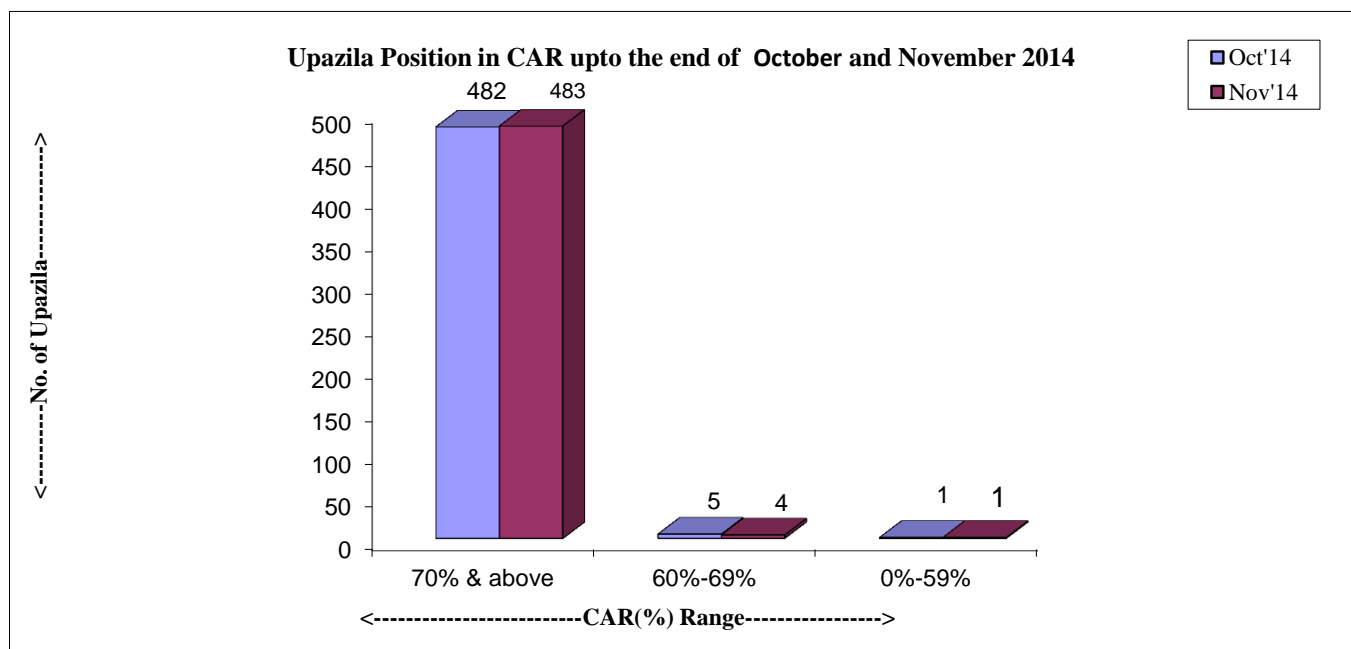
| Sl. No. | Name of District | Name of Upazila  | Total Couples | Total Acceptors | CAR (%) | Sl. No. | Name of District | Name of Upazila  | Total Couples | Total Acceptors | CAR (%) |
|---------|------------------|------------------|---------------|-----------------|---------|---------|------------------|------------------|---------------|-----------------|---------|
| 422     | Barisal          | Agailjhara       | 28728         | 21419           | 74.6    | 453     | Brahmanbaria     | Sarail           | 51623         | 37755           | 73.1    |
| 423     | Chittagong       | Satkania         | 66693         | 49676           | 74.5    | 454     | Rangamati        | Barkal           | 7020          | 5123            | 73.0    |
| 424     | Serajganj        | Belkuchi         | 67770         | 50463           | 74.5    | 455     | Lakshmipur       | Ramganj          | 58259         | 42451           | 72.9    |
| 425     | Sylhet           | South Shurma     | 50367         | 37496           | 74.4    | 456     | Khagrachhari     | Lakshmichhari    | 5407          | 3937            | 72.8    |
| 426     | Rangamati        | Kawkhali         | 11058         | 8227            | 74.4    | 457     | Brahmanbaria     | Nasirnagar       | 55158         | 40135           | 72.8    |
| 427     | Tangail          | Modhupur         | 112995        | 84066           | 74.4    | 458     | Chandpur         | Kachua           | 78126         | 56847           | 72.8    |
| 428     | Rajbari          | Goalunda Ghat    | 24641         | 18332           | 74.4    | 459     | Chittagong       | Sandwip          | 54130         | 39383           | 72.8    |
| 429     | Serajganj        | Shazadpur        | 113761        | 84550           | 74.3    | 460     | Faridpur         | Sadarpur         | 34051         | 24767           | 72.7    |
| 430     | Dhaka            | Keraniganj       | 138910        | 103231          | 74.3    | 461     | Cox's Bazar      | Teknaf           | 45514         | 33076           | 72.7    |
| 431     | Sylhet           | Fenchuganj       | 17017         | 12646           | 74.3    | 462     | Tangail          | Delduar          | 46665         | 33883           | 72.6    |
| 432     | Noakhali         | Senbag           | 51695         | 38398           | 74.3    | 463     | Munshiganj       | Tongibari        | 36640         | 26594           | 72.6    |
| 433     | Dhaka            | Tejgaon          | 177837        | 132049          | 74.3    | 464     | Noakhali         | Hatiya           | 63527         | 46075           | 72.5    |
| 434     | Lakshmipur       | Raipur           | 54474         | 40408           | 74.2    | 465     | Munshiganj       | Lohajong         | 30364         | 22008           | 72.5    |
| 435     | Chittagong       | Doublemooring    | 45221         | 33537           | 74.2    | 466     | Munshiganj       | Munshiganj Sadar | 76128         | 55082           | 72.4    |
| 436     | Barisal          | Banaripara       | 28589         | 21200           | 74.2    | 467     | Sylhet           | Kanaighat        | 47521         | 34362           | 72.3    |
| 437     | Sylhet           | Sylhet Sadar     | 86805         | 64298           | 74.1    | 468     | Cox's Bazar      | Coxs Bazar Sadar | 76295         | 55068           | 72.2    |
| 438     | Lakshmipur       | Ramgoti          | 41019         | 30350           | 74.0    | 469     | Brahmanbaria     | Nabinagar        | 88790         | 63907           | 72.0    |
| 439     | Lakshmipur       | Lakshmipur Sadar | 128950        | 95370           | 74.0    | 470     | Bandarban        | Thanchi          | 3682          | 2649            | 71.9    |
| 440     | Chittagong       | Fatichhari       | 99535         | 73575           | 73.9    | 471     | Feni             | Chhagalnaiya     | 35292         | 25313           | 71.7    |
| 441     | Khagrachhari     | Panchhari        | 10428         | 7691            | 73.8    | 472     | Tangail          | Shakhipur        | 70093         | 50218           | 71.6    |
| 442     | Brahmanbaria     | Akhaura          | 28849         | 21262           | 73.7    | 473     | Chittagong       | Patiya           | 95120         | 68113           | 71.6    |
| 443     | Kurigram         | Rajarhat         | 47309         | 34847           | 73.7    | 474     | Chittagong       | Sitakunda        | 71182         | 50845           | 71.4    |
| 444     | Chittagong       | Hathazari        | 71428         | 52612           | 73.7    | 475     | Manikganj        | Singair          | 61301         | 43787           | 71.4    |
| 445     | Feni             | Feni Sadar       | 86508         | 63627           | 73.6    | 476     | Sylhet           | Biani Bazar      | 34753         | 24821           | 71.4    |
| 446     | Khagrachhari     | Mahalchhari      | 8790          | 6462            | 73.5    | 477     | Noakhali         | Companiganj      | 46708         | 33083           | 70.8    |
| 447     | Noakhali         | Kabirhat         | 29806         | 21911           | 73.5    | 478     | Chittagong       | Anwara           | 46671         | 32999           | 70.7    |
| 448     | Chittagong       | Chandlaish       | 42745         | 31373           | 73.4    | 479     | Chittagong       | Mirsharai        | 79042         | 55581           | 70.3    |
| 449     | Habiganj         | Azmiriganj       | 19856         | 14557           | 73.3    | 480     | Noakhali         | Chatkhil         | 44486         | 31270           | 70.3    |
| 450     | Narshingdi       | Raipura          | 104972        | 76955           | 73.3    | 481     | Bhola            | Monpura          | 15438         | 10825           | 70.1    |
| 451     | Noakhali         | Subarna Char     | 40733         | 29835           | 73.2    | 482     | Munshiganj       | Srinagar         | 56315         | 39417           | 70.0    |
| 452     | Chittagong       | Banskhali        | 80237         | 58764           | 73.2    | 483     | Habiganj         | Lakhai           | 27730         | 19367           | 69.8    |

**Table :16**  
**List of Upazila achieved CAR 60-69% & upto the end of November 2014**

| Sl. No. | Name of District | Name of Upazila | Total Couples | Total Acceptors | CAR (%) |
|---------|------------------|-----------------|---------------|-----------------|---------|
| 1       | Khagrachhari     | Manikchhari     | 10395         | 7180            | 69.1    |
| 2       | Dhaka            | Nowabganj       | 71703         | 48611           | 67.8    |
| 3       | Habiganj         | Baniachhong     | 56169         | 37801           | 67.3    |
| 4       | Cox's Bazar      | Pekua           | 29155         | 19248           | 66.0    |

**Table :17**  
**List of Upazila achieved CAR 0 to 59% upto the end of November 2014**

| Sl. No. | Name of District | Name of Upazila | Total Couples | Total Acceptors | CAR (%) |
|---------|------------------|-----------------|---------------|-----------------|---------|
| 1       | Dhaka            | Dohar           | 45381         | 25372           | 55.9    |



**Table :18****Method wise Number of Dropout and Switch Over by Division upto the end of November 2014**

| Division        | Number of Acceptors droppedout and Switch Over |              |              |              |              |              |             |             |             |             |
|-----------------|--|--------------|--------------|--------------|--------------|--------------|-------------|-------------|-------------|-------------|
|                 | Oral Pill                                      |              | Condom       |              | Injectable   |              | IUD         |             | Implant     |             |
|                 | No Method                                      | Switch Over  | No Method    | Switch Over  | No Method    | Switch Over  | No Method   | Switch Over | No Method   | Switch Over |
| Rajshahi        | 25984  | 21679        | 7596         | 7322         | 11778        | 12964        | 2590        | 1506        | 2125        | 2676        |
| Khulna          | 10907  | 8774         | 4077         | 3709         | 5665         | 5528         | 871         | 787         | 892         | 1049        |
| Barisal         | 5985   | 3821         | 1476         | 944          | 4076         | 3253         | 581         | 472         | 657         | 568         |
| Dhaka           | 26452  | 18691        | 8505         | 7171         | 11052        | 9520         | 2129        | 1554        | 2032        | 2047        |
| Chittagong      | 13855  | 8181         | 5472         | 3168         | 7830         | 4856         | 1388        | 834         | 1081        | 735         |
| Sylhet          | 6165   | 3447         | 2741         | 1395         | 2729         | 1675         | 641         | 301         | 414         | 286         |
| <b>National</b> | <b>89348</b>                                   | <b>64593</b> | <b>29867</b> | <b>23709</b> | <b>43130</b> | <b>37796</b> | <b>8200</b> | <b>5454</b> | <b>7201</b> | <b>7361</b> |

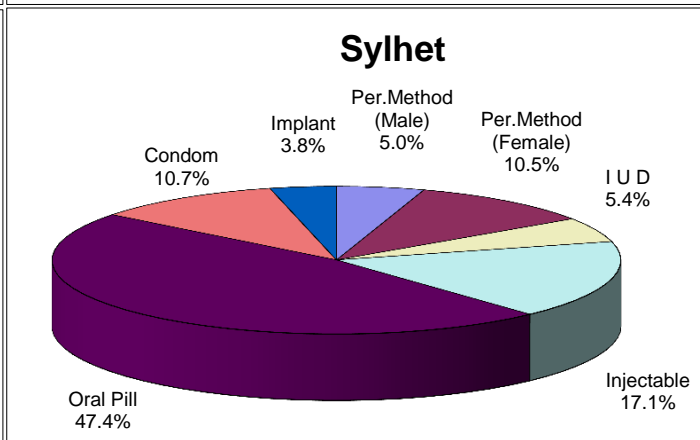
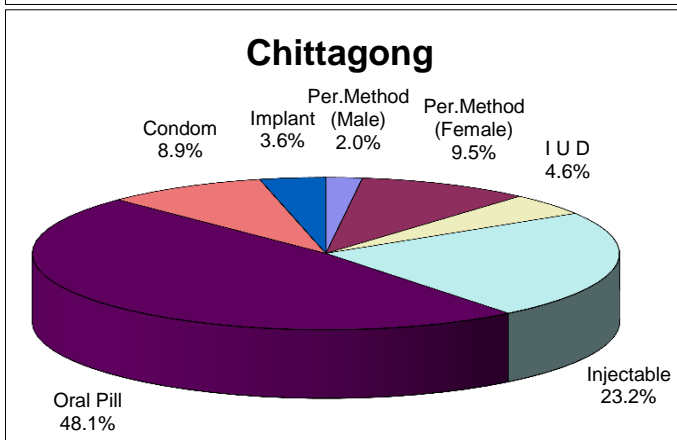
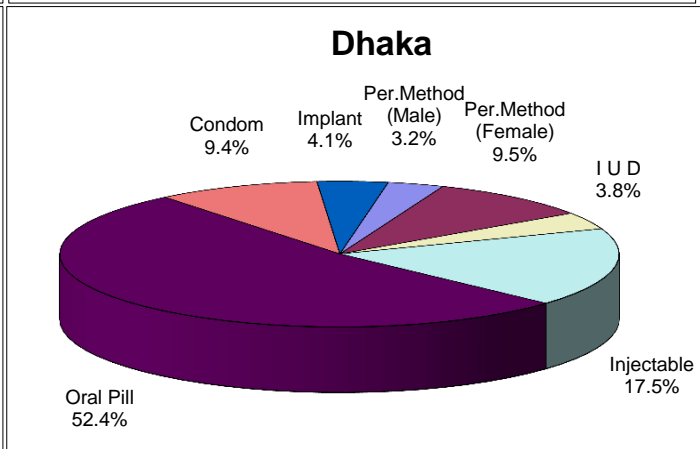
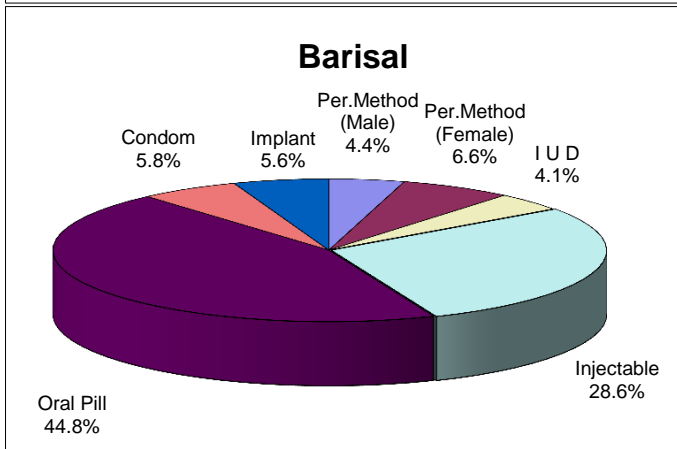
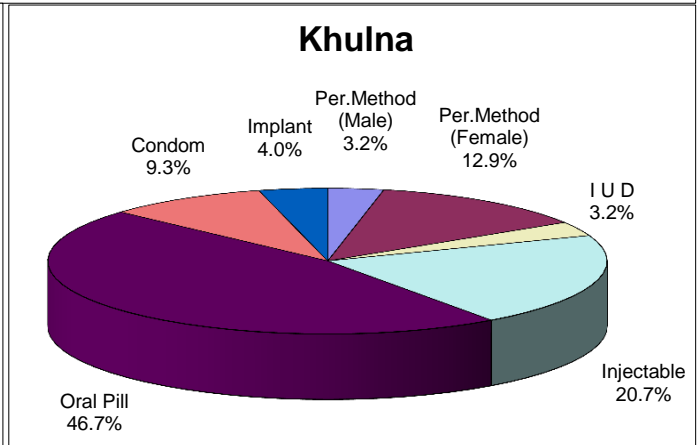
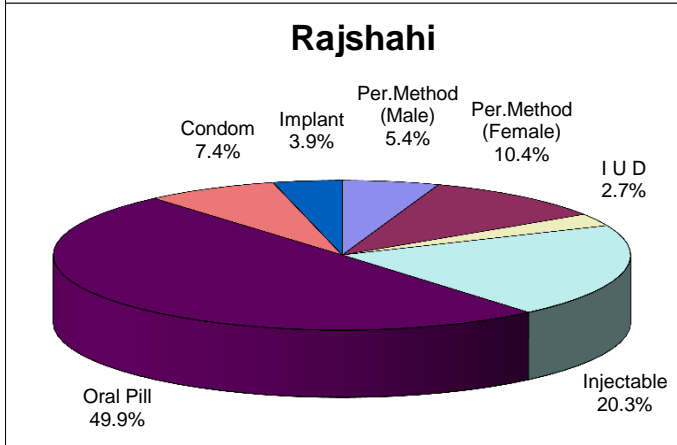
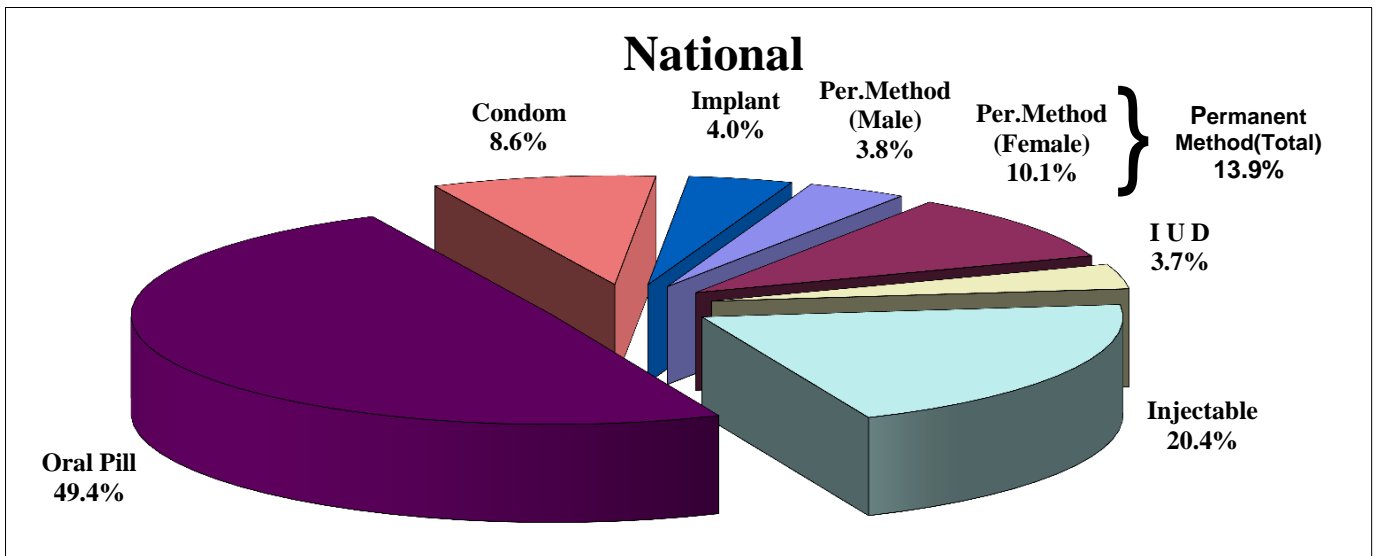
**Table :19****Contraceptive Acceptors and Acceptance Rate by Division up to the end of October and November 2014**

| Division   | Month  | Total Eligible Couple | Total Number of Acceptors |        |         |            |           |         |          | CAR (%)     |
|------------|--------|-----------------------|---------------------------|--------|---------|------------|-----------|---------|----------|-------------|
|            |        |                       | Permanent Method          | IUD    | Implant | Injectable | Oral Pill | Condom  | Total    |             |
| Rajshahi   | Oct'14 | 7669060               | 977904                    | 165560 | 233752  | 1251853    | 3082941   | 456013  | 6168023  | <b>80.4</b> |
|            | Nov'14 | 7679558               | 981544                    | 167588 | 239007  | 1255958    | 3086778   | 460202  | 6191077  | <b>80.6</b> |
| Khulna     | Oct'14 | 3469766               | 447805                    | 87931  | 108393  | 575753     | 1297077   | 256834  | 2773793  | <b>79.9</b> |
|            | Nov'14 | 3474001               | 449039                    | 88895  | 110307  | 577124     | 1298175   | 258935  | 2782475  | <b>80.1</b> |
| Barisal    | Oct'14 | 1617646               | 137415                    | 51165  | 68618   | 358339     | 559845    | 71963   | 1247345  | <b>77.1</b> |
|            | Nov'14 | 1619932               | 138562                    | 52095  | 70248   | 359109     | 561996    | 73438   | 1255448  | <b>77.5</b> |
| Dhaka      | Oct'14 | 7614421               | 756274                    | 222819 | 236828  | 1031896    | 3109550   | 555952  | 5913319  | <b>77.7</b> |
|            | Nov'14 | 7638685               | 760635                    | 226956 | 243161  | 1038321    | 3117346   | 562059  | 5948478  | <b>77.9</b> |
| Chittagong | Oct'14 | 4790815               | 413307                    | 167883 | 128574  | 833176     | 1733817   | 318627  | 3595384  | <b>75.0</b> |
|            | Nov'14 | 4799716               | 415473                    | 169981 | 131199  | 837731     | 1740022   | 322071  | 3616477  | <b>75.3</b> |
| Sylhet     | Oct'14 | 1566903               | 186641                    | 64166  | 44140   | 204154     | 568341    | 127568  | 1195010  | <b>76.3</b> |
|            | Nov'14 | 1570842               | 187652                    | 65094  | 45314   | 206337     | 570611    | 128927  | 1203935  | <b>76.6</b> |
| National   | Oct'14 | 26728611              | 2919346                   | 759524 | 820305  | 4255171    | 10351571  | 1786957 | 20892874 | <b>78.2</b> |
|            | Nov'14 | 26782734              | 2932905                   | 770609 | 839236  | 4274580    | 10374928  | 1805632 | 20997890 | <b>78.4</b> |

**Table :20****Status of Contraceptive Method-Mix based on CAR at the end of the Month of November 2014**

| Method           | Rajshahi     | Khulna       | Barisal      | Dhaka        | Chittagong   | Sylhet       | National     |
|------------------|--------------|--------------|--------------|--------------|--------------|--------------|--------------|
| Permanent Method | 15.9         | 16.1         | 11.0         | 12.8         | 11.5         | 15.6         | <b>14.0</b>  |
| I U D            | 2.7          | 3.2          | 4.1          | 3.8          | 4.7          | 5.4          | <b>3.7</b>   |
| Implant          | 3.9          | 4.0          | 5.6          | 4.1          | 3.6          | 3.8          | <b>4.0</b>   |
| Injectables      | 20.3         | 20.7         | 28.6         | 17.5         | 23.2         | 17.1         | <b>20.4</b>  |
| Oral Pill        | 49.9         | 46.7         | 44.8         | 52.4         | 48.1         | 47.4         | <b>49.4</b>  |
| Condom           | 7.4          | 9.3          | 5.8          | 9.4          | 8.9          | 10.7         | <b>8.6</b>   |
| <b>Total</b>     | <b>100.0</b> | <b>100.0</b> | <b>100.0</b> | <b>100.0</b> | <b>100.0</b> | <b>100.0</b> | <b>100.0</b> |

# Method-Mix for the month of November 2014





**Table :21****Performance by type of MCH services for the month of October and November 2014**

(In Number)

| Services  | Performance   |               | % Change of Nov'14 over Oct'14 |
|---|---------------|---------------|--------------------------------|
|   | Oct'14        | Nov'14        |                                |
| Number of Pregnant Women (Registered by FWA)  | 861756        | 836227        | -3.0                           |
| Referred High Risk Pregnant Mother  | 14485         | 13595         | -6.1                           |
| <b>Antenatal Care</b>   |               |               |                                |
| 1st visit   | 179501        | 191918        | 6.9                            |
| 2nd visit   | 133204        | 129525        | -2.8                           |
| 3rd or more visit (Including MCHTI, MFSTC & FWVTI)  | 126444        | 129919        | 2.7                            |
| Delivery (conducted in MCHTI, MFSTC, FWVTI, MCWC, UHC, FWC) *                                       | 33414         | 33411         | 0.0                            |
| Caesarian Operations (MCHTI, MFSTC, FWVTI, MCWC, FP & NGO Clinics)                                  | 5200          | 4838          | -7.0                           |
| Postnatal Care (MCHTI, MFSTC, FWVTI, MCWC, UHC, FWC)  | 135403        | 144305        | 6.6                            |
| Referred for RTI/STI (Adolescent Boys)  | 7658          | 7442          | -2.8                           |
| Referred for RTI/STI (Adolescent Girls)   | 10832         | 11825         | 9.2                            |
| Treatment of RTI/STI (MCHTI & MCWCs)  | 3157          | 4123          | 30.6                           |
| <b>TT for Women (15 - 49 Yrs.)</b>  |               |               |                                |
| 1st dose  | 125123        | 124430        | -0.6                           |
| 2nd dose  | 122479        | 121267        | -1.0                           |
| 3rd dose  | 118924        | 119006        | 0.1                            |
| 4th dose  | 111905        | 116550        | 4.2                            |
| 5th dose  | 108755        | 107870        | -0.8                           |
| <b>Total TT</b>   | <b>587186</b> | <b>589123</b> | <b>0.3</b>                     |
| <b>Immunization</b>   |               |               |                                |
| DPT 1st dose  | 160990        | 166202        | 3.2                            |
| DPT 2nd dose  | 159307        | 165147        | 3.7                            |
| DPT 3rd dose  | 158803        | 162342        | 2.2                            |
| BCG (Vaccine)   | 153122        | 156674        | 2.3                            |
| Measles (Vaccine)   | 183903        | 187511        | 2.0                            |
| <b>Child Care (Including MCHTI &amp; MFSTC)</b>   |               |               |                                |
| 0 - <1Yr.   | 267091        | 293378        | 9.8                            |
| 1 - 5Yrs  | 541758        | 596090        | 10.0                           |
| <b>Total Child Care</b>   | <b>808849</b> | <b>889468</b> | <b>10.0</b>                    |
| General Treatment   | 2755331       | 2948554       | 7.0                            |
| Number of ECP acceptors   | 1372          | 726           | -47.1                          |
| Number of MR done ( Both Govt. & NGOs )   | 19346         | 17986         | -7.0                           |
| <b>Births</b>   |               |               |                                |
| Live Births (Home) by Trained Persons (collected by FWA)  | 66489         | 67677         | 1.8                            |
| Live Births (Home) by Non-trained Persons (collected by FWA)  | 17404         | 17588         | 1.1                            |
| Live Births (Clinic) (collected by FWA, conducted in MCH, DH, MCWC, UHC, FWC, NGO & Private clinic) | 41562         | 42106         | 1.3                            |
| <b>Total Births</b>   | <b>125455</b> | <b>127371</b> | <b>1.5</b>                     |
| Still Births (Including MCHTI)  | 336           | 333           | -0.9                           |
| <b>Deaths</b>   |               |               |                                |
| Neonatal Deaths (0 - 28 days)   | 956           | 1005          | 5.1                            |
| Infant Death (29 days - 1Yer)   | 291           | 300           | 3.1                            |
| Child Death (1 - 5Yrs.)   | 390           | 345           | -11.5                          |
| Maternal Deaths   | 100           | 105           | 5.0                            |
| Other Deaths  | 23501         | 26008         | 10.7                           |
| <b>Total Deaths</b>   | <b>25238</b>  | <b>27763</b>  | <b>10.0</b>                    |

\* See Page - 10 for clarification

## Annex - A

### Summary of the Couples and Acceptors by Month since June 2014

| Indicators                          | Jun'14   | Jul'14   | Aug'14   | Sep'14   | Oct'14   | Nov'14   |
|-------------------------------------|----------|----------|----------|----------|----------|----------|
| Number of Total Couples             | 26598869 | 26620035 | 26660205 | 26693537 | 26728611 | 26782734 |
| Number of Total Acceptors           | 20774103 | 20785679 | 20820316 | 20858934 | 20892874 | 20997890 |
| <b>Method Specific Acceptors</b>    |          |          |          |          |          |          |
| Permanent Method (Male)             | 789512   | 791001   | 793828   | 798659   | 803492   | 806770   |
| Permanent Method (Female)           | 2087021  | 2091541  | 2099415  | 2107881  | 2115854  | 2126135  |
| Permanent Method (Total)            | 2876533  | 2882542  | 2893243  | 2906540  | 2919346  | 2932905  |
| IUD (Users)                         | 758288   | 758404   | 757192   | 758916   | 759524   | 770609   |
| Implant (Users)                     | 794138   | 795875   | 801846   | 811876   | 820305   | 839236   |
| Injectable (Users)                  | 4233839  | 4236098  | 4243952  | 4248382  | 4255171  | 4274580  |
| Oral Pill (Acceptors)               | 10334503 | 10336408 | 10343880 | 10349950 | 10351571 | 10374928 |
| Condom (Acceptors)                  | 1776802  | 1776352  | 1780203  | 1783270  | 1786957  | 1805632  |
| CAR (Contraceptive Acceptance Rate) | 78.1     | 78.1     | 78.1     | 78.1     | 78.2     | 78.4     |
| Number of Districts reported        | 64       | 64       | 64       | 64       | 64       | 64       |
| Number of Upazilas reported         | 488      | 488      | 488      | 488      | 488      | 488      |

### Method Specific absolute performance by month since June 2014

| Indicators                       | Jun'14   | Jul'14   | Aug'14   | Sep'14   | Oct'14   | Nov'14   |
|----------------------------------|----------|----------|----------|----------|----------|----------|
| Permanent Method (Male, Cases)   | 7696     | 5618     | 8095     | 10567    | 7667     | 8798     |
| Permanent Method (Female, Cases) | 10495    | 5689     | 10696    | 11303    | 9389     | 12253    |
| Permanent Method (Total, Cases)  | 18191    | 11307    | 18791    | 21870    | 17056    | 21051    |
| I U D (in cases)                 | 32718    | 11652    | 16699    | 19631    | 16263    | 34405    |
| Implant (Cases)                  | 33881    | 10080    | 25757    | 29984    | 24332    | 41011    |
| Injectables (Doses)              | 1192964  | 1074843  | 1174466  | 1199500  | 1124283  | 1173072  |
| Oral Pill (Cycles)               | 8782704  | 8793616  | 8854425  | 8977081  | 8750664  | 8898364  |
| Condom (Pieces)                  | 12209938 | 11761529 | 12314479 | 12647880 | 12254870 | 12637254 |

### Performance by types of MCH services by month since June 2014

| Services  | Jun'14 | Jul'14 | Aug'14 | Sep'14 | Oct'14 | Nov'14 |
|---|--------|--------|--------|--------|--------|--------|
| Number of Pregnant Women (Registered by FWA)                    | 821252 | 830589 | 852262 | 857204 | 861756 | 836227 |
| Referred High Risk Pregnant Mother                              | 12994  | 13019  | 12685  | 13683  | 14485  | 13595  |
| <b>Antenatal Care (Including MCHTI)</b>                         |        |        |        |        |        |        |
| 1st visit   | 180886 | 158444 | 188643 | 194226 | 179501 | 191918 |
| 2nd visit   | 122672 | 115792 | 125464 | 131192 | 133204 | 129525 |
| 3rd or more visit   | 120355 | 116408 | 128411 | 134516 | 126444 | 129919 |
| • Delivery (conducted in MCHTI, MFSTC, FWVTI, MCWC, UHC, FWC) * | 32288  | 28876  | 30680  | 30641  | 33414  | 33411  |
| • Caesarian Operations (MCHTI, MCWC, FP & NGO Clinics)          | 4367   | 4272   | 4934   | 4917   | 5200   | 4838   |
| • Postnatal Care (MCHTI, MFSTC, MCWC, UHC, FWC)                 | 128305 | 122406 | 131482 | 138368 | 135403 | 144305 |
| Referred for RTI/STI (Boys)                                     | 8198   | 7830   | 10725  | 6882   | 7658   | 7442   |
| Referred for RTI/STI (Girls)                                    | 11298  | 12249  | 10843  | 13915  | 10832  | 11825  |
| Treatment of RTI/STI (MCHTI & MCWCs)                            | 3193   | 3115   | 3930   | 4055   | 3157   | 4123   |

| <b>Services</b>   | <b>Jun'14</b> | <b>Jul'14</b> | <b>Aug'14</b> | <b>Sep'14</b> | <b>Oct'14</b> | <b>Nov'14</b> |
|---|---------------|---------------|---------------|---------------|---------------|---------------|
| <b>TT for Women (15 - 49 Yrs.)</b>  |               |               |               |               |               |               |
| 1st dose  | 118899        | 114001        | 121190        | 123561        | 125123        | 124430        |
| 2nd dose  | 120388        | 113982        | 120080        | 119618        | 122479        | 121267        |
| 3rd dose  | 116362        | 110784        | 117868        | 118944        | 118924        | 119006        |
| 4th dose  | 110131        | 103872        | 110356        | 112254        | 111905        | 116550        |
| 5th dose  | 105472        | 99599         | 108186        | 111046        | 108755        | 107870        |
| <b>Total TT</b>   | <b>571252</b> | <b>542238</b> | <b>577680</b> | <b>585423</b> | <b>587186</b> | <b>589123</b> |
| <b>Immunization</b>   |               |               |               |               |               |               |
| DPT 1st dose  | 162482        | 151433        | 158391        | 160852        | 160990        | 166202        |
| DPT 2nd dose  | 157313        | 152357        | 157598        | 161046        | 159307        | 165147        |
| DPT 3rd dose  | 157313        | 152673        | 156664        | 159744        | 158803        | 162342        |
| BCG (Vaccine)   | 143721        | 142691        | 150486        | 153371        | 153122        | 156674        |
| Measles (Vaccine)   | 180123        | 177560        | 190106        | 186328        | 183903        | 187511        |
| <b>Child Care (Including MCHTI &amp; MFSTC)</b>   |               |               |               |               |               |               |
| 0 - <1Yr.   | 283338        | 252017        | 272755        | 296457        | 267091        | 293378        |
| 1 - 5Yrs  | 561473        | 513509        | 559979        | 590811        | 541758        | 596090        |
| <b>Total Child Care</b>   | <b>844811</b> | <b>765526</b> | <b>832734</b> | <b>887268</b> | <b>808849</b> | <b>889468</b> |
| General Treatment   | 2791463       | 2625918       | 2863879       | 3004846       | 2755331       | 2948554       |
| Number of ECP acceptors   | 2323          | 786           | 545           | 1329          | 1372          | 726           |
| Number of MR done ( Both Govt. & NGOs )   | 19825         | 14063         | 18238         | 18657         | 19346         | 17986         |
| <b>Births</b>   |               |               |               |               |               |               |
| ● Live Births (Home) by Trained Persons (collected by FWA)  | 59733         | 58161         | 62962         | 64997         | 66489         | 67677         |
| ● Live Births (Home) by Non-trained Persons (collected by FWA)  | 15170         | 14772         | 16807         | 17737         | 17404         | 17588         |
| ● Live Births (Clinic) (collected by FWA, conducted in MCH, DH, MCWC, UHC, FWC, NGO & Private clinic) | 32972         | 33437         | 37374         | 39777         | 41562         | 42106         |
| <b>Total Births</b>   | <b>107875</b> | <b>106370</b> | <b>117143</b> | <b>122511</b> | <b>125455</b> | <b>127371</b> |
| Still Births (Including MCHTI)  | 252           | 240           | 320           | 330           | 336           | 333           |
| <b>Deaths</b>   |               |               |               |               |               |               |
| Neonatal Deaths (0 - 28 days)   | 845           | 602           | 851           | 1193          | 956           | 1005          |
| Infant Death (29 days - 1Yer)   | 221           | 203           | 262           | 270           | 291           | 300           |
| Child Death (1 - 5Yrs.)   | 386           | 354           | 481           | 687           | 390           | 345           |
| Maternal Deaths   | 80            | 73            | 78            | 107           | 100           | 105           |
| Other Deaths  | 22706         | 23364         | 23777         | 23424         | 23501         | 26008         |
| <b>Total Deaths</b>   | <b>24238</b>  | <b>24596</b>  | <b>25449</b>  | <b>25681</b>  | <b>25238</b>  | <b>27763</b>  |

\* See Page - 10 for clarification

## Annex - B

### Performance of RH-EOC of MCWCs, MCHTI & MFSTC for the month of November 2014

| SL #                     | Name of MCWC        | Status | ANC (1st visit) | ANC (total) | PNC | Delivery (total) | C-section | Gen. Pt | RTI/STI | Med. tr | Child Care |       | S.B | IUD | MR | Immunization | Tubectomy | NSV | Implant | IUD | Injectable | Oral pill (person) | Condom (person) |
|--------------------------|---------------------|--------|-----------------|-------------|-----|------------------|-----------|---------|---------|---------|------------|-------|-----|-----|----|--------------|-----------|-----|---------|-----|------------|--------------------|-----------------|
|                          |                     |        |                 |             |     |                  |           |         |         |         | 0-1yr      | 1-5yr |     |     |    |              |           |     |         |     |            |                    |                 |
| <b>Rajshahi Division</b> |                     |        |                 |             |     |                  |           |         |         |         |            |       |     |     |    |              |           |     |         |     |            |                    |                 |
| 1                        | Bogra               | C- EOC | 240             | 379         | 130 | 95               | 29        | 760     | 10      | 5       | 189        | 241   | 0   | 2   | 0  | 827          | 8         | 0   | 37      | 3   | 67         | 37                 | 44              |
| 2                        | Dupchacia, Bogra    | B-EOC  | 43              | 72          | 35  | 28               | 0         | 904     | 47      | 0       | 89         | 194   | 0   | 0   | 2  | 42           | 4         | 10  | 56      | 5   | 17         | 26                 | 12              |
| 3                        | Naogaon             | C-EOC  | 173             | 343         | 44  | 31               | 1         | 915     | 19      | 10      | 125        | 260   | 0   | 0   | 0  | 84           | 48        | 0   | 130     | 0   | 5          | 34                 | 54              |
| 4                        | Joypurhat           | C- EOC | 149             | 294         | 54  | 15               | 0         | 1611    | 17      | 8       | 224        | 448   | 0   | 0   | 15 | 608          | 55        | 0   | 156     | 9   | 110        | 71                 | 46              |
| 5                        | Rajshahi            | C- EOC | 323             | 747         | 150 | 101              | 21        | 747     | 67      | 11      | 91         | 208   | 0   | 0   | 0  | 0            | 11        | 0   | 18      | 0   | 34         | 18                 | 24              |
| 6                        | Natore              | C- EOC | 202             | 376         | 82  | 81               | 5         | 596     | 64      | 3       | 50         | 805   | 0   | 0   | 46 | 679          | 55        | 1   | 79      | 23  | 15         | 88                 | 57              |
| 7                        | Pabna               | C- EOC | 450             | 1045        | 313 | 226              | 49        | 1890    | 184     | 5       | 348        | 442   | 0   | 0   | 16 | 190          | 29        | 5   | 27      | 19  | 134        | 108                | 69              |
| 8                        | Sirajganj           | C- EOC | 317             | 497         | 133 | 73               | 8         | 880     | 45      | 1       | 126        | 268   | 0   | 2   | 16 | 0            | 22        | 4   | 30      | 2   | 49         | 113                | 96              |
| 9                        | Chapai-Nawabganj    | C- EOC | 257             | 415         | 81  | 71               | 11        | 448     | 25      | 0       | 104        | 341   | 0   | 0   | 10 | 0            | 65        | 17  | 40      | 24  | 200        | 151                | 60              |
| <b>Rangpur Division</b>  |                     |        |                 |             |     |                  |           |         |         |         |            |       |     |     |    |              |           |     |         |     |            |                    |                 |
| 10                       | Rangpur             | C- EOC | 432             | 545         | 164 | 61               | 20        | 574     | 484     | 0       | 126        | 131   | 0   | 0   | 12 | 0            | 13        | 64  | 136     | 35  | 432        | 136                | 34              |
| 11                       | Dinajpur            | C- EOC | 214             | 601         | 113 | 46               | 8         | 688     | 132     | 7       | 167        | 225   | 0   | 0   | 11 | 590          | 2         | 0   | 18      | 2   | 76         | 65                 | 129             |
| 12                       | Thakurgaon          | C- EOC | 351             | 826         | 426 | 142              | 56        | 1056    | 16      | 20      | 228        | 317   | 0   | 1   | 15 | 166          | 29        | 20  | 87      | 21  | 178        | 43                 | 15              |
| 13                       | Gaibandha           | C-EOC  | 514             | 691         | 371 | 311              | 29        | 908     | 299     | 19      | 350        | 234   | 0   | 6   | 10 | 0            | 35        | 59  | 544     | 14  | 18         | 25                 | 17              |
| 14                       | Nilphamari          | C- EOC | 326             | 544         | 111 | 62               | 0         | 983     | 33      | 6       | 78         | 249   | 0   | 1   | 35 | 0            | 44        | 40  | 143     | 31  | 114        | 104                | 40              |
| 15                       | Syedpur, Nilphamari | C- EOC | 110             | 216         | 76  | 84               | 0         | 512     | 16      | 17      | 38         | 214   | 0   | 1   | 19 | 0            | 7         | 3   | 192     | 39  | 207        | 276                | 74              |
| 16                       | Kurigram            | C-EOC  | 211             | 368         | 90  | 62               | 16        | 548     | 51      | 10      | 93         | 139   | 0   | 0   | 15 | 218          | 10        | 16  | 66      | 6   | 93         | 186                | 46              |
| 17                       | Lalmonirhat         | C- EOC | 260             | 500         | 115 | 42               | 0         | 630     | 51      | 10      | 151        | 400   | 0   | 0   | 7  | 444          | 46        | 14  | 155     | 10  | 119        | 46                 | 10              |
| 18                       | Panchagore          | C-EOC  | 539             | 719         | 110 | 75               | 1         | 694     | 14      | 0       | 124        | 317   | 0   | 0   | 6  | 273          | 18        | 49  | 127     | 0   | 10         | 72                 | 0               |
| 19                       | Boda, Panchagar     | C-EOC  | 45              | 130         | 24  | 51               | 6         | 338     | 24      | 24      | 20         | 120   | 0   | 0   | 12 | 0            | 5         | 75  | 173     | 11  | 147        | 27                 | 0               |
| <b>Dhaka Division</b>    |                     |        |                 |             |     |                  |           |         |         |         |            |       |     |     |    |              |           |     |         |     |            |                    |                 |
| 20                       | Narayanganj         | C- EOC | 202             | 490         | 48  | 24               | 0         | 395     | 68      | 0       | 231        | 182   | 0   | 0   | 29 | 0            | 5         | 1   | 30      | 8   | 244        | 172                | 101             |
| 21                       | Munshiganj          | C- EOC | 161             | 370         | 44  | 26               | 0         | 219     | 19      | 2       | 59         | 118   | 0   | 0   | 11 | 166          | 49        | 2   | 50      | 6   | 172        | 74                 | 39              |
| 22                       | Manikganj           | C- EOC | 361             | 680         | 195 | 71               | 25        | 536     | 27      | 14      | 120        | 223   | 0   | 0   | 70 | 307          | 34        | 61  | 150     | 7   | 76         | 242                | 13              |
| 23                       | Narsingdi           | C-EOC  | 570             | 1230        | 433 | 131              | 65        | 1120    | 172     | 6       | 520        | 335   | 0   | 0   | 50 | 349          | 25        | 1   | 162     | 22  | 160        | 307                | 49              |
| 24                       | Tangail             | C-EOC  | 286             | 370         | 133 | 83               | 33        | 983     | 30      | 0       | 93         | 300   | 0   | 0   | 1  | 709          | 71        | 2   | 68      | 3   | 245        | 68                 | 30              |
| 25                       | Sherpur             | C-EOC  | 204             | 335         | 73  | 57               | 3         | 559     | 31      | 0       | 141        | 228   | 3   | 0   | 10 | 0            | 25        | 26  | 155     | 7   | 53         | 84                 | 30              |
| 26                       | Mymensingh          | C-EOC  | 310             | 637         | 300 | 100              | 16        | 1525    | 80      | 1       | 320        | 448   | 3   | 0   | 20 | 175          | 6         | 64  | 158     | 18  | 48         | 13                 | 3               |
| 27                       | Kishoreganj         | C- EOC | 314             | 488         | 144 | 78               | 13        | 824     | 40      | 0       | 106        | 249   | 0   | 2   | 19 | 157          | 8         | 7   | 1132    | 4   | 134        | 454                | 123             |
| 28                       | Jamalpur            | C- EOC | 204             | 331         | 67  | 51               | 14        | 765     | 12      | 6       | 180        | 300   | 0   | 0   | 14 | 330          | 38        | 51  | 106     | 3   | 147        | 212                | 99              |
| 29                       | Netrokona           | C-EOC  | 465             | 640         | 41  | 29               | 0         | 470     | 16      | 2       | 250        | 367   | 2   | 0   | 6  | 510          | 38        | 20  | 169     | 1   | 83         | 114                | 44              |
| 30                       | Rajbari             | C- EOC | 271             | 374         | 84  | 59               | 18        | 769     | 75      | 11      | 116        | 87    | 0   | 1   | 15 | 301          | 22        | 23  | 236     | 16  | 10         | 45                 | 37              |
| 31                       | Faridpur            | C- EOC | 124             | 200         | 115 | 32               | 13        | 422     | 80      | 2       | 124        | 304   | 0   | 0   | 40 | 156          | 14        | 0   | 66      | 12  | 228        | 468                | 204             |
| 32                       | Madaripur           | C- EOC | 190             | 392         | 86  | 44               | 17        | 1085    | 50      | 5       | 93         | 313   | 0   | 0   | 6  | 0            | 14        | 0   | 16      | 2   | 284        | 282                | 49              |
| 33                       | Gopalganj           | C- EOC | 52              | 89          | 28  | 13               | 0         | 407     | 10      | 0       | 69         | 196   | 0   | 0   | 11 | 0            | 52        | 1   | 68      | 5   | 30         | 129                | 18              |
| <b>Khulna Division</b>   |                     |        |                 |             |     |                  |           |         |         |         |            |       |     |     |    |              |           |     |         |     |            |                    |                 |
| 34                       | Jessore             | C- EOC | 304             | 474         | 106 | 57               | 26        | 483     | 37      | 3       | 119        | 112   | 0   | 0   | 10 | 364          | 62        | 4   | 102     | 4   | 34         | 46                 | 20              |
| 35                       | Magura              | C- EOC | 223             | 294         | 76  | 51               | 0         | 997     | 52      | 1       | 126        | 214   | 0   | 3   | 26 | 0            | 23        | 3   | 219     | 5   | 116        | 102                | 13              |
| 36                       | Narail              | C-EOC  | 161             | 257         | 68  | 57               | 11        | 1117    | 5       | 5       | 176        | 248   | 0   | 0   | 0  | 185          | 60        | 4   | 119     | 3   | 26         | 38                 | 42              |

| SL #                       | Name of MCWC             | Status | ANC (1st visit) | ANC (total)  | PNC         | Delivery (total) | C-section   | Gen. Pt      | RTI/STI     | Med. tr    | Child Care   |              | S.B       | IUDF      | MR         | Immunization | Tubectomy   | NSV         | Implant     | IUD         | Injectable  | Oral pill (person) | Condom (person) |
|----------------------------|--------------------------|--------|-----------------|--------------|-------------|------------------|-------------|--------------|-------------|------------|--------------|--------------|-----------|-----------|------------|--------------|-------------|-------------|-------------|-------------|-------------|--------------------|-----------------|
|                            |                          |        |                 |              |             |                  |             |              |             |            | 0-1yr        | 1-5yr        |           |           |            |              |             |             |             |             |             |                    |                 |
| 37                         | Jhenaidah                | C-EOC  | 226             | 601          | 150         | 51               | 6           | 1235         | 189         | 13         | 305          | 288          | 0         | 0         | 26         | 109          | 49          | 1           | 190         | 44          | 224         | 340                | 168             |
| 38                         | Meherpur                 | C- EOC | 77              | 127          | 33          | 14               | 0           | 547          | 13          | 12         | 106          | 253          | 0         | 0         | 12         | 142          | 59          | 0           | 48          | 2           | 17          | 16                 | 30              |
| 39                         | Chuadanga                | C-EOC  | 196             | 455          | 34          | 54               | 8           | 669          | 31          | 11         | 77           | 207          | 0         | 0         | 8          | 178          | 59          | 2           | 123         | 7           | 69          | 47                 | 22              |
| 40                         | Khulna                   | C-EOC  | 177             | 524          | 167         | 52               | 23          | 854          | 36          | 2          | 322          | 150          | 0         | 0         | 0          | 390          | 46          | 4           | 33          | 76          | 58          | 96                 | 104             |
| 41                         | Bagerhat                 | C-EOC  | 142             | 169          | 66          | 42               | 0           | 832          | 144         | 8          | 640          | 788          | 2         | 0         | 12         | 362          | 27          | 7           | 117         | 12          | 71          | 151                | 29              |
| 42                         | Satkhira                 | C- EOC | 186             | 412          | 155         | 67               | 47          | 1254         | 123         | 5          | 164          | 471          | 0         | 1         | 25         | 141          | 46          | 8           | 125         | 12          | 126         | 129                | 102             |
| 43                         | Nalta,Kaliganj, Satkhira | B-EOC  | 69              | 189          | 40          | 25               | 0           | 581          | 7           | 0          | 71           | 191          | 0         | 0         | 1          | 0            | 20          | 1           | 33          | 11          | 23          | 9                  | 13              |
| 44                         | Kustia                   | C-EOC  | 171             | 302          | 138         | 43               | 10          | 610          | 34          | 11         | 150          | 230          | 0         | 0         | 8          | 135          | 9           | 1           | 44          | 10          | 36          | 26                 | 41              |
| 45                         | Kumarkhali, Kustia       | C- EOC | 136             | 178          | 77          | 37               | 0           | 355          | 35          | 3          | 86           | 75           | 0         | 3         | 0          | 164          | 8           | 1           | 47          | 11          | 9           | 20                 | 3               |
| <b>Barisal Division</b>    |                          |        |                 |              |             |                  |             |              |             |            |              |              |           |           |            |              |             |             |             |             |             |                    |                 |
| 46                         | Barisal                  | C-EOC  | 112             | 219          | 32          | 17               | 9           | 630          | 49          | 69         | 66           | 176          | 0         | 0         | 0          | 189          | 7           | 4           | 43          | 4           | 67          | 119                | 10              |
| 47                         | Gournadi, Barisal        | C-EOC  | 39              | 41           | 14          | 13               | 0           | 296          | 20          | 0          | 50           | 68           | 1         | 0         | 7          | 34           | 31          | 4           | 74          | 5           | 77          | 7                  | 2               |
| 48                         | Bhola                    | C-EOC  | 77              | 156          | 66          | 76               | 6           | 620          | 16          | 0          | 81           | 217          | 0         | 0         | 0          | 0            | 9           | 6           | 130         | 2           | 14          | 45                 | 16              |
| 49                         | Lalmohon, Bhola          | C- EOC | 66              | 138          | 52          | 89               | 0           | 566          | 29          | 6          | 29           | 167          | 0         | 1         | 21         | 0            | 5           | 28          | 71          | 12          | 15          | 30                 | 6               |
| 50                         | Barguna                  | C-EOC  | 53              | 108          | 23          | 15               | 0           | 752          | 21          | 0          | 82           | 220          | 0         | 0         | 3          | 18           | 4           | 46          | 107         | 14          | 31          | 59                 | 13              |
| 51                         | Pirojpur                 | C- EOC | 268             | 328          | 53          | 44               | 9           | 800          | 35          | 0          | 71           | 154          | 0         | 1         | 17         | 0            | 41          | 2           | 113         | 16          | 135         | 212                | 14              |
| 52                         | Jhalokhati               | C-EOC  | 64              | 108          | 54          | 24               | 8           | 821          | 26          | 3          | 137          | 167          | 0         | 0         | 7          | 159          | 18          | 10          | 96          | 6           | 157         | 150                | 36              |
| 53                         | Patuakhali               | C- EOC | 291             | 376          | 91          | 41               | 25          | 544          | 90          | 2          | 40           | 157          | 0         | 0         | 0          | 283          | 33          | 7           | 143         | 11          | 196         | 170                | 32              |
| <b>Chittagong Division</b> |                          |        |                 |              |             |                  |             |              |             |            |              |              |           |           |            |              |             |             |             |             |             |                    |                 |
| 54                         | Cox's Bazar              | C- EOC | 291             | 1051         | 240         | 64               | 0           | 1123         | 128         | 1          | 514          | 304          | 0         | 1         | 15         | 327          | 13          | 7           | 38          | 7           | 136         | 41                 | 4               |
| 55                         | Khagrachari              | C- EOC | 66              | 89           | 27          | 54               | 8           | 0            | 13          | 0          | 28           | 68           | 0         | 1         | 0          | 0            | 4           | 14          | 16          | 1           | 110         | 55                 | 10              |
| 56                         | Bandarban                | C- EOC | 52              | 100          | 15          | 15               | 0           | 600          | 24          | 0          | 120          | 240          | 0         | 0         | 3          | 0            | 8           | 18          | 22          | 15          | 124         | 174                | 64              |
| 57                         | Rangamati                | C- EOC | 95              | 140          | 44          | 34               | 12          | 425          | 35          | 0          | 86           | 154          | 0         | 0         | 2          | 661          | 4           | 23          | 92          | 40          | 73          | 38                 | 2               |
| 58                         | B. Baria                 | C- EOC | 326             | 462          | 128         | 73               | 4           | 544          | 9           | 0          | 480          | 190          | 0         | 0         | 0          | 1370         | 47          | 22          | 85          | 20          | 215         | 260                | 36              |
| 59                         | Comilla                  | C- EOC | 190             | 926          | 144         | 33               | 12          | 519          | 124         | 0          | 210          | 173          | 0         | 0         | 18         | 1342         | 7           | 8           | 75          | 12          | 120         | 210                | 96              |
| 60                         | Nangalkot, Comilla       | B-EOC  | 28              | 40           | 69          | 55               | 0           | 189          | 42          | 0          | 19           | 35           | 0         | 0         | 3          | 0            | 28          | 0           | 62          | 12          | 14          | 11                 | 3               |
| 61                         | Feni                     | C- EOC | 467             | 873          | 120         | 90               | 10          | 110          | 20          | 0          | 246          | 223          | 0         | 0         | 30         | 0            | 7           | 16          | 63          | 3           | 45          | 98                 | 9.75            |
| 62                         | Chandpur                 | C- EOC | 295             | 610          | 78          | 65               | 11          | 986          | 25          | 11         | 125          | 245          | 0         | 0         | 24         | 82           | 31          | 3           | 104         | 11          | 232         | 195                | 54              |
| 63                         | Laxmipur                 | C- EOC | 322             | 592          | 171         | 91               | 3           | 185          | 32          | 0          | 96           | 13           | 0         | 1         | 20         | 261          | 3           | 11          | 56          | 40          | 89          | 339                | 66              |
| 64                         | Noakhali                 | C-EOC  | 44              | 65           | 5           | 5                | 0           | 473          | 20          | 0          | 95           | 134          | 0         | 0         | 0          | 0            | 15          | 2           | 9           | 1           | 40          | 37                 | 16              |
| 65                         | Begumganj, Noakhali      | C-EOC  | 60              | 130          | 25          | 29               | 0           | 184          | 31          | 2          | 30           | 89           | 0         | 0         | 1          | 0            | 40          | 3           | 34          | 10          | 104         | 193                | 28              |
| 66                         | Pauchuria, Patiya        | C- EOC | 82              | 222          | 53          | 25               | 0           | 541          | 15          | 0          | 60           | 100          | 0         | 0         | 0          | 0            | 0           | 0           | 24          | 10          | 13          | 6                  | 4               |
| <b>Sylhet Division</b>     |                          |        |                 |              |             |                  |             |              |             |            |              |              |           |           |            |              |             |             |             |             |             |                    |                 |
| 67                         | Sylhet                   | C-EOC  | 18              | 21           | 9           | 0                | 0           | 326          | 45          | 0          | 77           | 200          | 0         | 0         | 0          | 20           | 6           | 4           | 14          | 8           | 84          | 37                 | 7               |
| 68                         | Hobiganj                 | C- EOC | 248             | 327          | 138         | 94               | 22          | 927          | 39          | 16         | 119          | 383          | 0         | 10        | 4          | 262          | 49          | 15          | 50          | 11          | 35          | 98                 | 45              |
| 69                         | Sunamganj                | C-EOC  | 69              | 282          | 160         | 51               | 11          | 397          | 37          | 1          | 32           | 180          | 0         | 0         | 10         | 161          | 42          | 8           | 87          | 22          | 58          | 89                 | 6               |
| 70                         | Moulavibazar             | C- EOC | 191             | 268          | 101         | 50               | 18          | 632          | 6           | 3          | 128          | 270          | 0         | 1         | 0          | 438          | 30          | 1           | 72          | 21          | 203         | 127                | 42              |
| <b>Others :</b>            |                          |        |                 |              |             |                  |             |              |             |            |              |              |           |           |            |              |             |             |             |             |             |                    |                 |
| 71                         | MCHTI , Dhaka            | C-EOC  | 967             | 1744         | 811         | 455              | 323         | 0            | 0           | 0          | 1623         | 1353         | 0         | 5         | 31         | 1874         | 27          | 228         | 35          | 48          | 138         | 232                | 195             |
| 72                         | MFSTC, Dhaka             | C-EOC  | 814             | 2732         | 322         | 313              | 190         | 1190         | 110         | 0          | 1520         | 330          | 0         | 0         | 51         | 2091         | 33          | 258         | 56          | 53          | 96          | 29                 | 62              |
| 73                         | FWVTI, Rajshahi          | C-EOC  | 122             | 334          | 100         | 52               | 30          | 736          | 56          | 6          | 30           | 126          | 0         | 0         | 4          | 13           | 17          | 0           | 13          | 13          | 38          | 36                 | 37              |
| 74                         | Agrabad, Ctg             | B-EOC  | 28              | 51           | 8           | 0                | 0           | 516          | 12          | 0          | 23           | 42           | 0         | 0         | 22         | 0            | 6           | 10          | 79          | 22          | 32          | 91                 | 36              |
| <b>Total</b>               |                          |        | <b>16683</b>    | <b>32449</b> | <b>8676</b> | <b>4972</b>      | <b>1319</b> | <b>50927</b> | <b>4123</b> | <b>399</b> | <b>13702</b> | <b>18608</b> | <b>11</b> | <b>44</b> | <b>970</b> | <b>19036</b> | <b>1940</b> | <b>1430</b> | <b>7843</b> | <b>1015</b> | <b>7439</b> | <b>8498</b>        | <b>3205</b>     |



পরিবার পরিকল্পনা অধিদপ্তর  
স্বাস্থ্য ও পরিবার কল্যাণ মন্ত্রণালয়