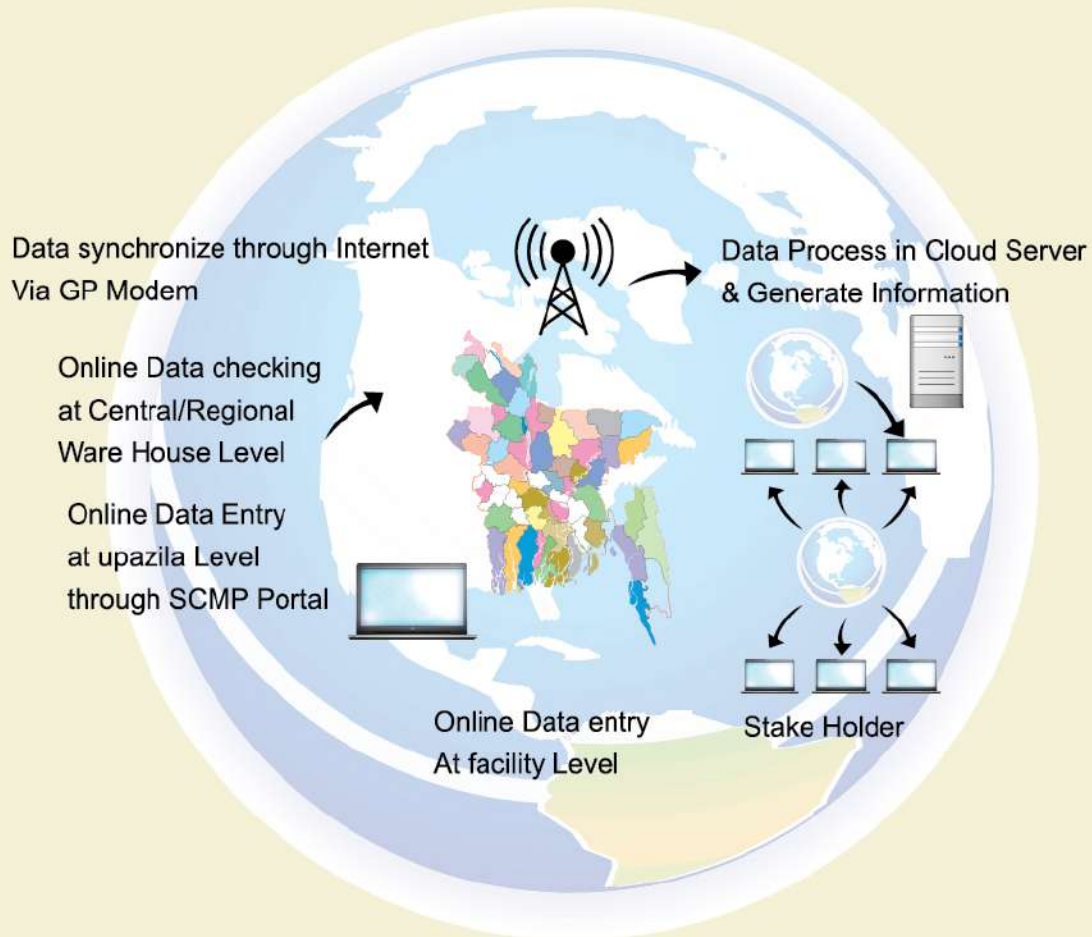




মুজিববর্ষে স্বাস্থ্য খাত
এগিয়ে যাবে অনেক ধাপ

FAMILY PLANNING MONTHLY LOGISTICS REPORT June 2020

Logistics Management Information System (LMIS) Data Flow System



Management Information System (MIS)
Directorate General of Family Planning (DGFP)

Government of the People's Republic of Bangladesh
Medical Education and Family Welfare Division
Directorate General of Family Planning
Management Information System (MIS)
6, Kawran Bazar, Dhaka- 1215
www.dgfp.gov.bd

Memo No. 59.11.00000.402.16.002.19-153

Date: 17 August, 2020.

Sub: Family Planning Monthly Logistics Report for the Month of June, 2020.

Family Planning Monthly Logistics Report for the Month of June'2020 is sent herewith for your kind information & necessary action. This report is prepared on the basis of Form-7 submitted by Warehouses and Form-7B submitted by Upazila Family Planning Offices by using WIMS & UIMS operational tools. It provides useful information on monthly distribution and stock balance of all the major contraceptives & DDS Kits of Warehouse/Upazila Stores. For more information you are requested to visit at www.scmpbd.org web site.

Comments and suggestions for improvement of this report will be highly appreciated.



17.08
2020
(Khan Md. Rezaul Karim)

Joint Secretary (MEFW Division)
and

Director & Line Director (MIS)

Phone: 55012352

Mail: dirmis@dgfp.gov.bd

Memo No. 59.11.00000.402.16.002.19-153/1(204)

Date: 17 August, 2020.

Copy of the report forwarded to:

1. Secretary, Medical Education & Family Welfare Division, Ministry of Health & Family Welfare, Bangladesh Secretariat, Dhaka.
2. Additional Secretary (Admin), Medical Education & Family Welfare Division, Ministry of Health & Family Welfare, Bangladesh Secretariat, Dhaka.
3. Director (Administration), Directorate General of Family Planning, 6 Kawran Bazar, Dhaka 1215.
4. Joint Secretary (Development), Medical Education & Family Welfare Division, Ministry of Health & Family Welfare, Bangladesh Secretariat, Dhaka.
5. Director (Logistics & Supply) and Line Director (Procurement, Storage & Supply Management), Directorate General of Family Planning, 6 Kawran Bazar, Dhaka 1215.
6. Director & Line Director (MIS), Directorate General of Family Planning, 6 Kawran Bazar, Dhaka.
7. Director Finance & Line Director (Family Planning Field Service Delivery), Directorate General of Family Planning, 6 Kawran Bazar, Dhaka 1215.
8. Director (IEM) & Line Director (Information, Education and Communication), Directorate General of Family Planning, 6 Kawran Bazar, Dhaka 1215.

9. Director (Planning) & Line Director (Planning Monitoring and Evaluation), Directorate General of Family Planning, 6 Kawran Bazar, Dhaka 1215.
10. Director (MCH-Services) & Line Director (MCRAH), Directorate General of Family Planning, 6 Kawran Bazar, Dhaka 1215.
11. Line Director (CCSDP, Directorate General of Family Planning, 6 Kawran Bazar, Dhaka 1215.
12. Director (Audit), Directorate General of Family Planning, 6 Kawran Bazar, Dhaka 1215.
13. Divisional Director, Family Planning, Dhaka / Chittagong / Rajshahi / Khulna / Sylhet / Barisal/ Rangpur/ Mymensingh Division.
14. Joint Chief (Planning), Health Service Division, Ministry of Health & Family Welfare, Bangladesh Secretariat, Dhaka
15. Joint Chief (Population & Planning wing), Planning commission, Sher-e-Bangla Nagar, Dhaka.
16. Joint Chief (Planning), Program Management and Monitoring Unit (PMMU), Azimpur, Dhaka-1205.
17. Superintendent, Maternal & Child Health Training Institute (MCHTI), Azimpur, Dhaka.
18. Director, Mohammadpur Fertility Services & Training Centre (MFSTC), Mohammadpur, Dhaka.
19. Director, Maternal & Child Health Training Institute (MCHTI), Lalkuthi, Mirpur, Dhaka.
20. P.S. to the Honorable Minister, Ministry of Health and Family Welfare, Bangladesh Secretariat, Dhaka, for kind information of the Honorable Minister.
21. Deputy Chief (Planning), Medical Education & Family Welfare Division, Ministry of Health & Family Welfare, Bangladesh Secretariat, Dhaka.
22. Additional Director (Drugs and Stores), Directorate General of Family Planning, Central Warehouse, Mohakhali, Dhaka.
23. Deputy Director, Family Planning, ----- District (You are requested to take appropriate measures to ensure timely online submission of Form 7B report from upazilas).
24. Regional/District Consultant, FPCS-QIT, District Family Planning Office, ----- District.
25. Central/Regional Supply Officer, Family Planning, ----- CWH/RWHs.
26. Assistant Maintenance Engineer, MIS Unit, DGFP (Requested to upload this report to DGFP website).
27. Country Project Director, SIAPS/MSH, House: 3, Road: No. 23B, Gulshan-1, Dhaka-1212.
28. Country Director, the World Bank, E-32, Agargaon, Sher-e-Bangla Nagar, Dhaka-1207.
29. Team Leader, Population & Health Team, USAID, Madani Avenue, Baridhara, Dhaka.
30. Country Representative, UNFPA, IDB Bhaban, Agargaon, Sher-E-Bangla Nagar, Dhaka.
31. Managing Director, SMC, SMC Tower, 33 Banani C/A, Dhaka-1213.
32. Documentation Center, IEM Unit, Directorate General of Family Planning, 6 Kawran Bazar, Dhaka.
33. Responsible person of Dispatch Section, MIS Unit, DGFP (Requested to distribute the published 'Family Planning Monthly Logistics Report' to concerned Person/Office/Organization).
34. PA to Director General, Directorate General of Family Planning, 6 Kawran Bazar, Dhaka 1215.
35. Concerned Organization/Person.


 (Ajoy Ratan Barua)
 Deputy Director (MIS)

Table Of Contents

	Page
1. DGFP Stock Status Report	1-2
2. National Receipts Quantity by Product by Month	3
3. National Level Contraceptive Summary Report	4
4. Stock Status Report at Different Levels	5
5. Contraceptive Stock Status by Product at Upazila Store and Field	6-10
6. Contraceptive Stock Status by Product at Regional Warehouses/Upazila	11-31
7. Month-wise Consumption Trend	32-34
8. Report on Upazila and Warehouse Having Stock Out in last month	35

DGFP STOCK STATUS NOTES
(For Contraceptives)
Month: June 2020

CONDOM – Current national stock is 83.55 million pieces and this stock can be used up to April 2021.

- 2019-20: GoB (Rev.) – 175.75 million pcs: DGFP received 86.94 million as of 30th June 2020. Rest 88.81 million is scheduled to deliver to DGFP from July 2020 and onward.

PILL – Current national stock of Oral Contraceptive Pill is 73.26 million cycles which will go up to May 2021.

- 2019-20: GoB (Rev) – 4 million cycles (3rd generation): Goods received in full quantity on 17th February 2020.
- 2019-20: GoB (Rev) – 1 million cycles (POP): Goods received in full quantity on 04/12/2019.
- 2019-20: GoB (RPA) – 50 million cycles (2nd generation): Revised plan. DGFP received 19.47m as of 30th June 2020, rest 30.53m is scheduled to deliver to DGFP from July 2020 and onward.
- 2019-20: GoB (RPA) – 10 million cycles (3rd generation): Full quantity is received by DGFP in June 2020.
- 2019-20: GoB (RPA) – 3 million cycles (POP): DGFP received the full quantity on 28th April 2020.
- 2019-20: GoB (RPA) – 11 million cycles (3rd generation): DGFP received 5.5m in June 2020. Rest 5.5m is scheduled to deliver on July 2020 and onward.

IUD – Current national stock is 0.69 million pcs and this stock can be used up to March 2026.

INJECTABLES – Current stock of 21.38 million vials and that can be used up to September 2022.

- 2019-20: GoB (Rev) – 4.23 million vials: DGFP received the full quantity on 11th November 2019
- 2019-20: GoB (RPA) – 13.25 million vials: DGFP received the full quantity on 28th April 2020.

IMPLANT – Current stock is 0.406 million sets and this can be used up to August 2021.

- 2019-20: GoB (RPA) - 300,000 sets: IFT re-published on 20/02/2020 separately for single rod and two rod. Tender opened for single rod and two rod is on 02/06/2020 & 04/06/2020 respectively. TEC in under process. This procurement will be carry forward to FY2020-21.

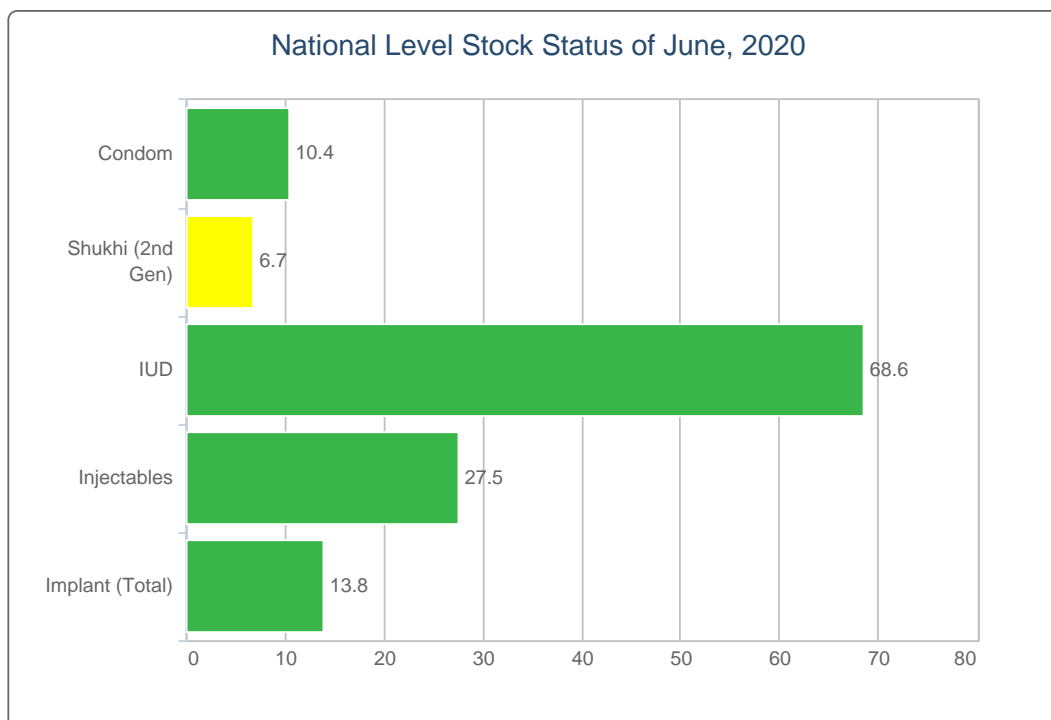
2. National Receipts Quantity by Product by Month

Contraceptive Received Report

Month: June, 2020

Item	Supplier	Receiver	Date Receipts	Qty
Condom	ESSENTIAL DRUGS CO. LTD.	Bogura RWH	30/06/20	9,883,200
	KHULNA ESSENTIAL LATEX PLANT (KELP)	Chattogram RWH	30/06/20	9,262,800
Total				19,146,000
Shukhi (2nd Gen)	Popular Pharmaceuticals Ltd.	Bogura RWH	30/06/20	12,500,000
	TECHNO DRUGS Ltd	Chattogram RWH	30/06/20	6,970,905
Total				19,470,905
ECP	RENATA LIMITED	Dhaka CWH	30/06/20	100,000
Total				100,000
Disposable Syr.	JMI SYRINGE & MEDICAL DEVICES LTD.	Bogura RWH	30/06/20	13,104,000
Total				13,104,000

3. National Level Contraceptive Summary Report

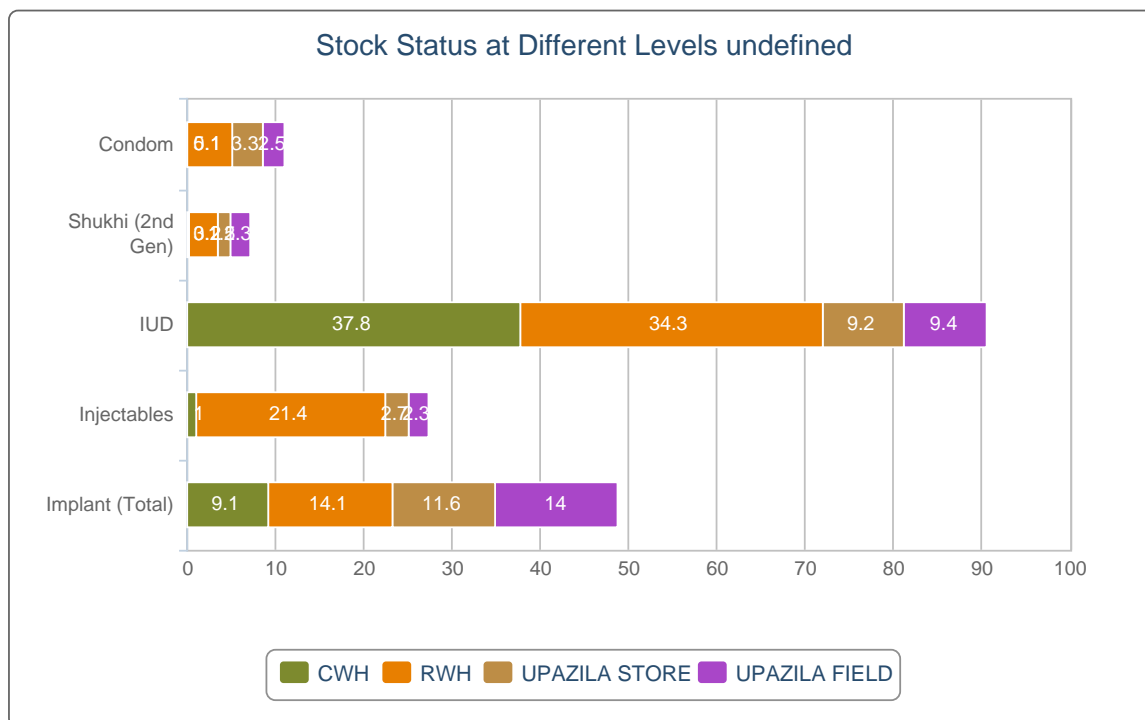


■ MOS less than 4.0
 ■ MOS 4.0 - 7.9
 ■ MOS 8.0 and above
 MOS = Month of Stock

National Level Stock Status of June, 2020

SL	Name of Products	Reported Consumption	Reported Closing Balance	Average Monthly Consumption	MOS
1	Condom	7,650,922	83,861,446	8,030,161	10.4
2	Shukhi (2nd Gen)	5,723,219	40,804,434	6,047,329	6.7
3	IUD	7,633	691,727	10,087	68.6
4	Injectables	780,144	21,386,904	776,921	27.5
5	Implant (Total)	8,317	406,315	29,466	13.8

4. Stock Status Report at Different Levels

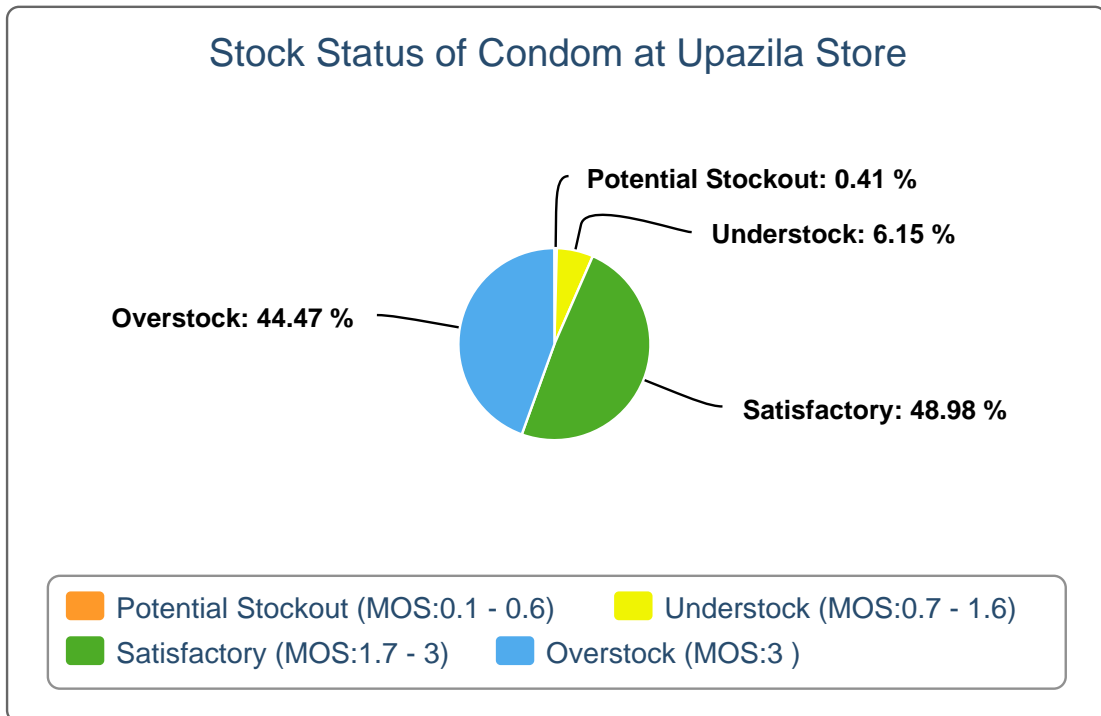


Stock Status at Different Levels June, 2020

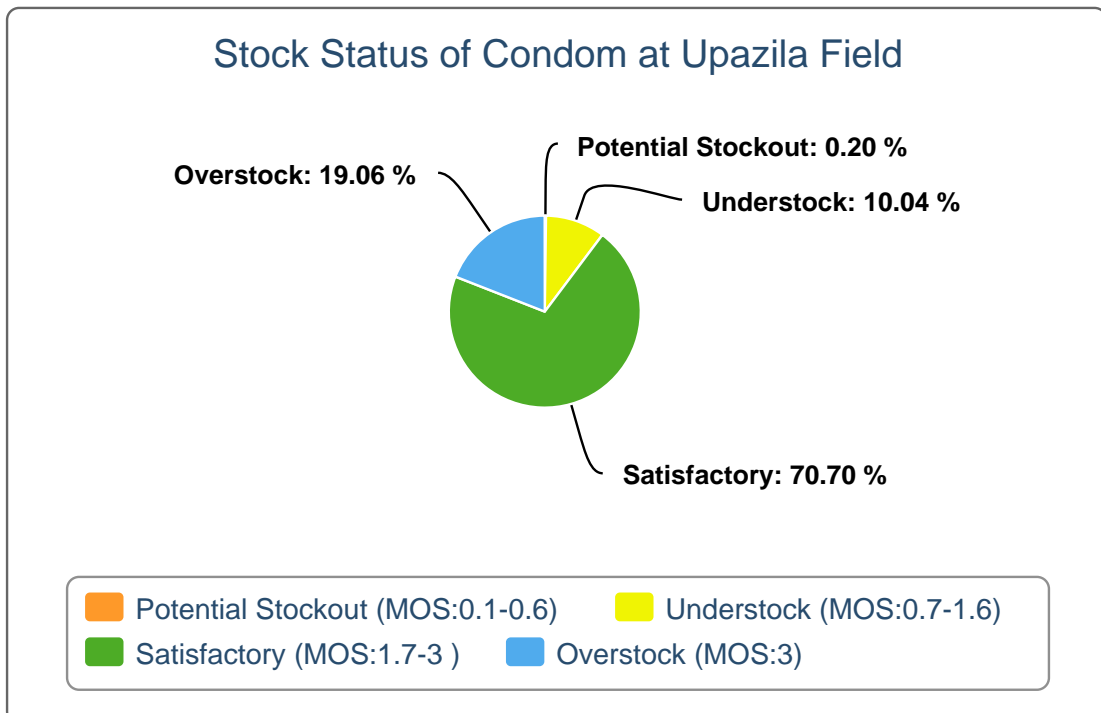
Products	Avg. Consump. of Last 6 Months	CWH Level	MOS	RWH Level	MOS	Upazila Level	MOS	Field Level	MOS	National Level	MOS
Condom	8,030,161	418,600	0.1	39,102,600	4.9	25,311,938	3.2	19,028,308	2.4	83,861,446	10.4
Shukhi (2nd Gen)	6,047,329	1,053,904	0.2	18,203,955	3	8,322,500	1.4	13,224,075	2.2	40,804,434	6.7
IUD	10,087	288,150	28.6	261,656	25.9	70,220	7	71,701	7.1	691,727	68.6
Injectables	776,921	775,381	1	16,684,400	21.5	2,127,860	2.7	1,799,263	2.3	21,386,904	27.5
Implant (Total)	29,466	75,993	2.6	117,309	4	96,370	3.3	116,643	4	406,315	13.8

5. Contraceptive Stock Status by Product at Upazila Store and Field

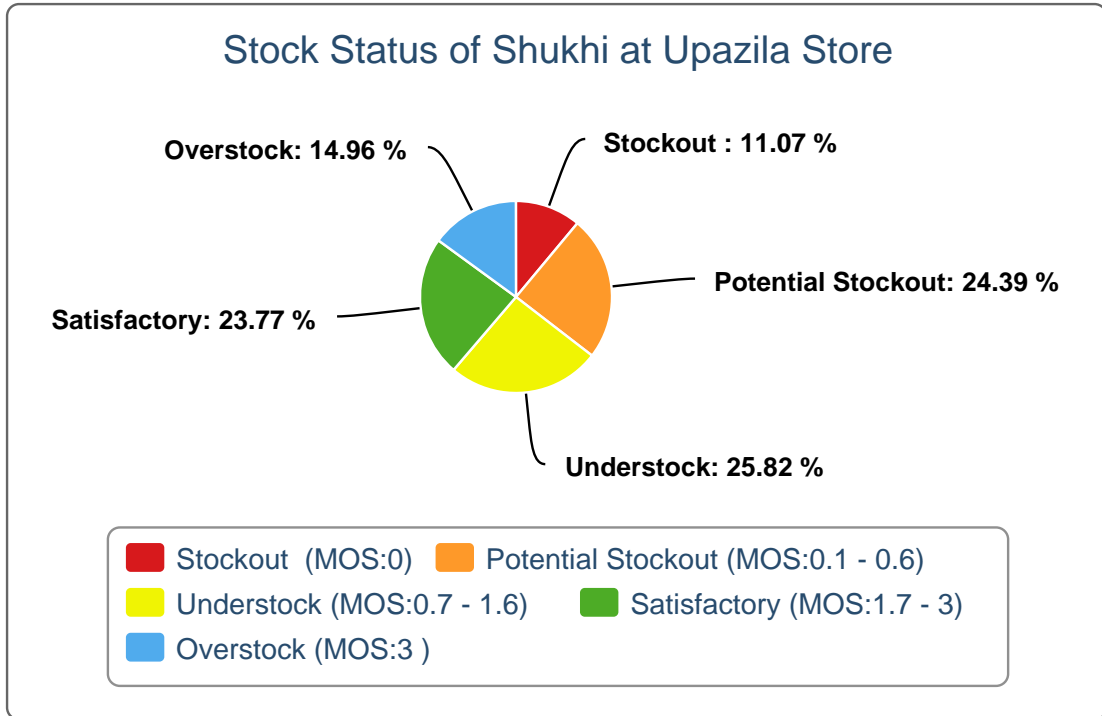
5(a).



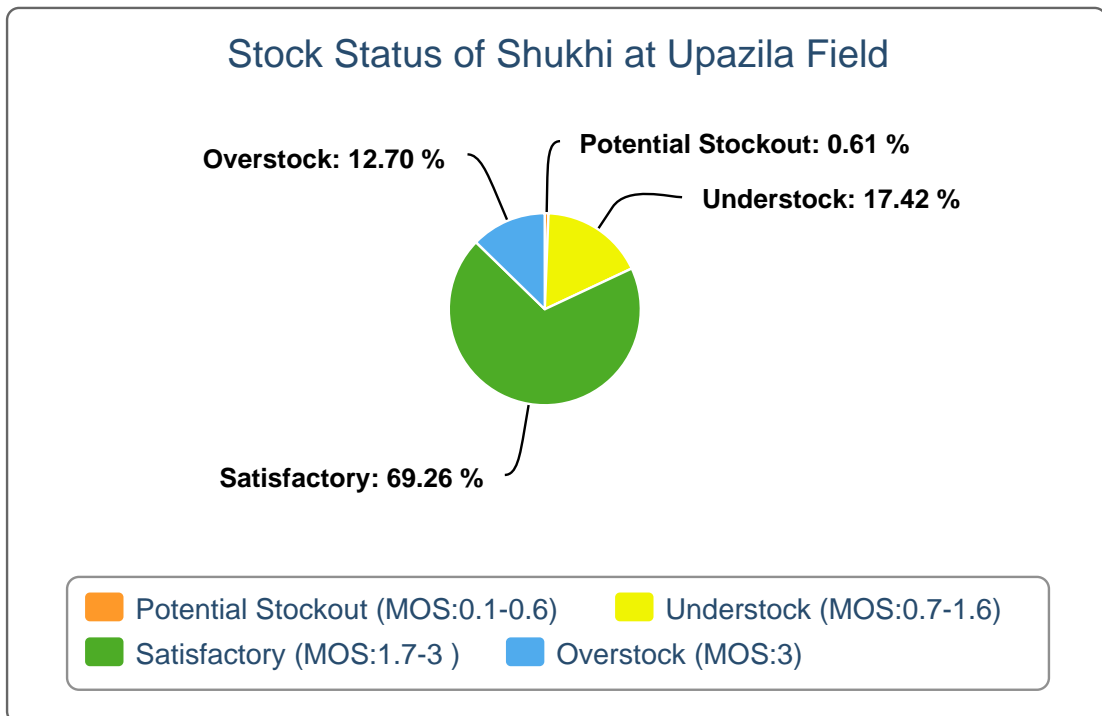
5(b).



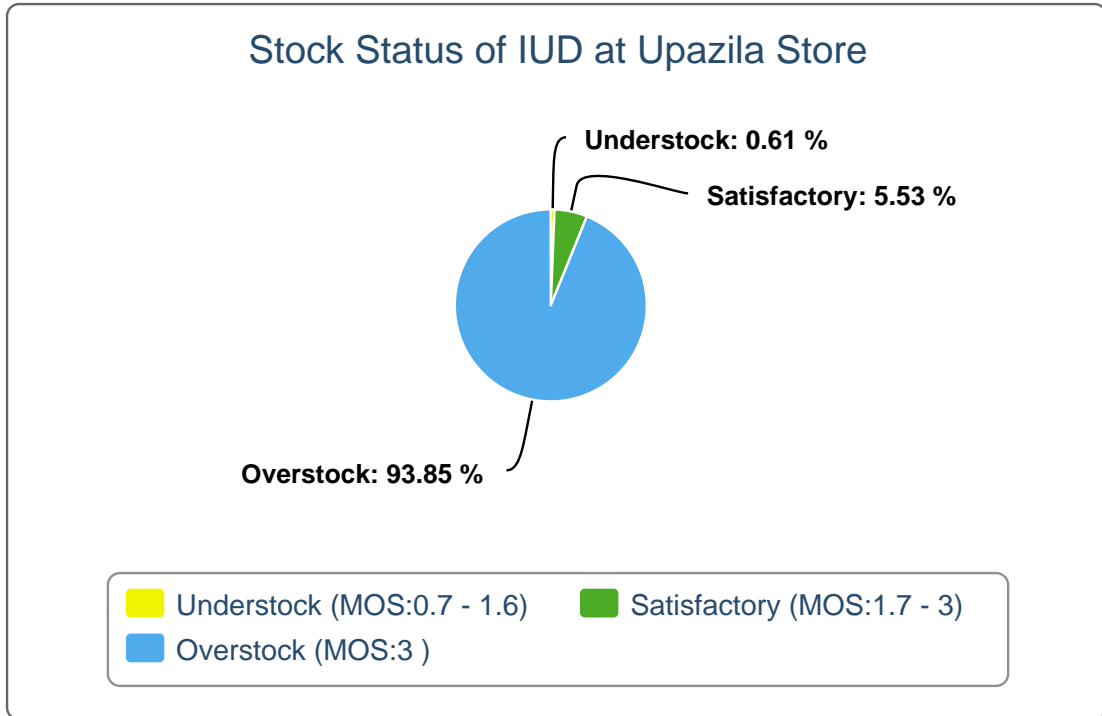
5(c).



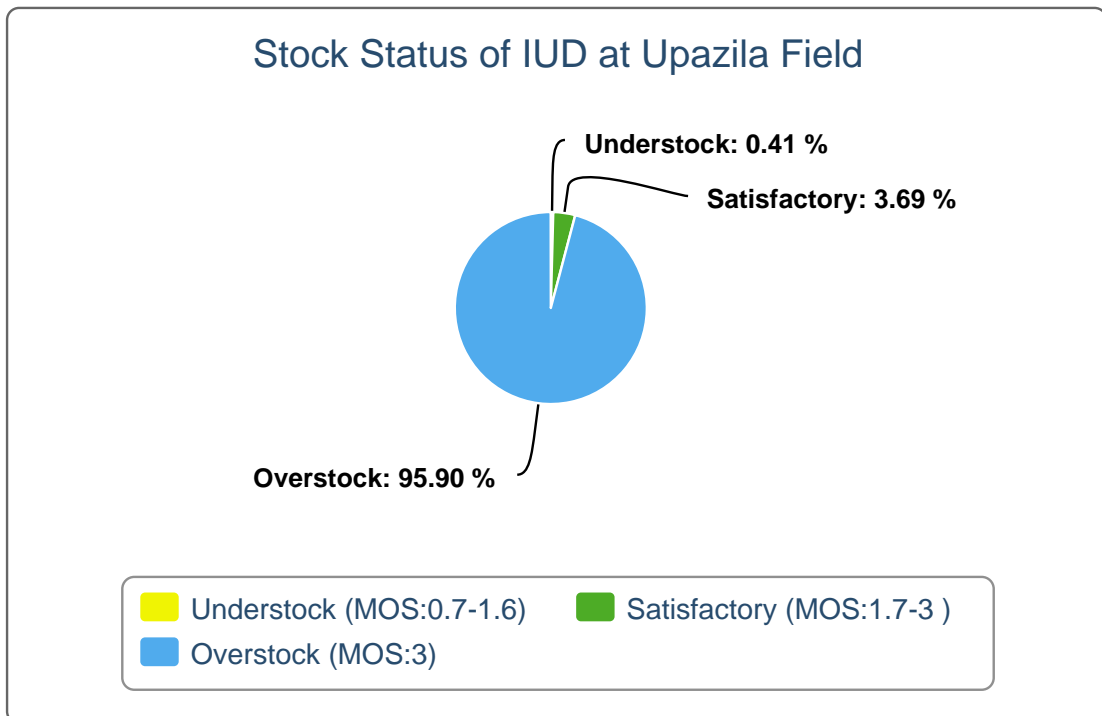
5(d).



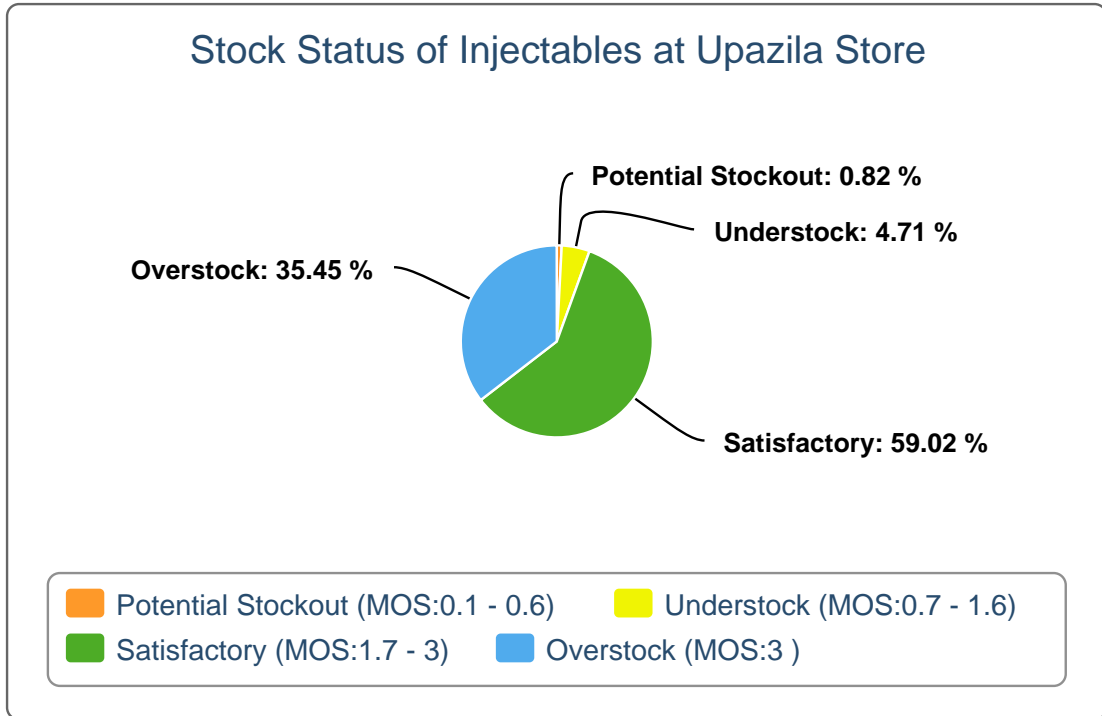
5(e).



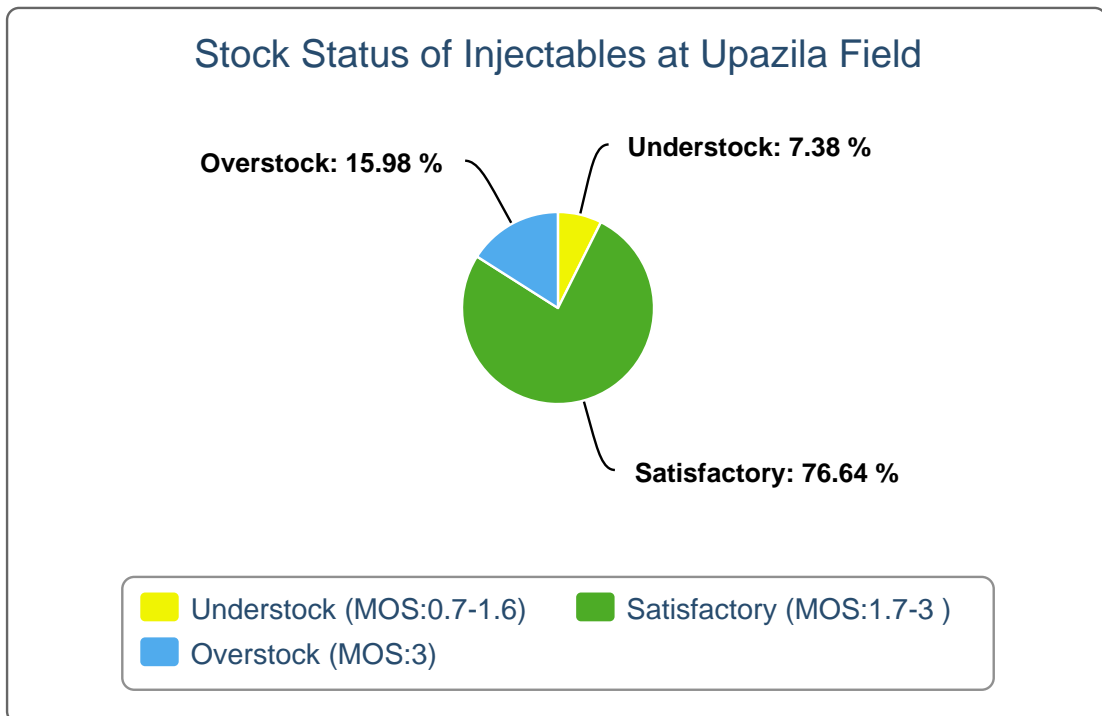
5(f).



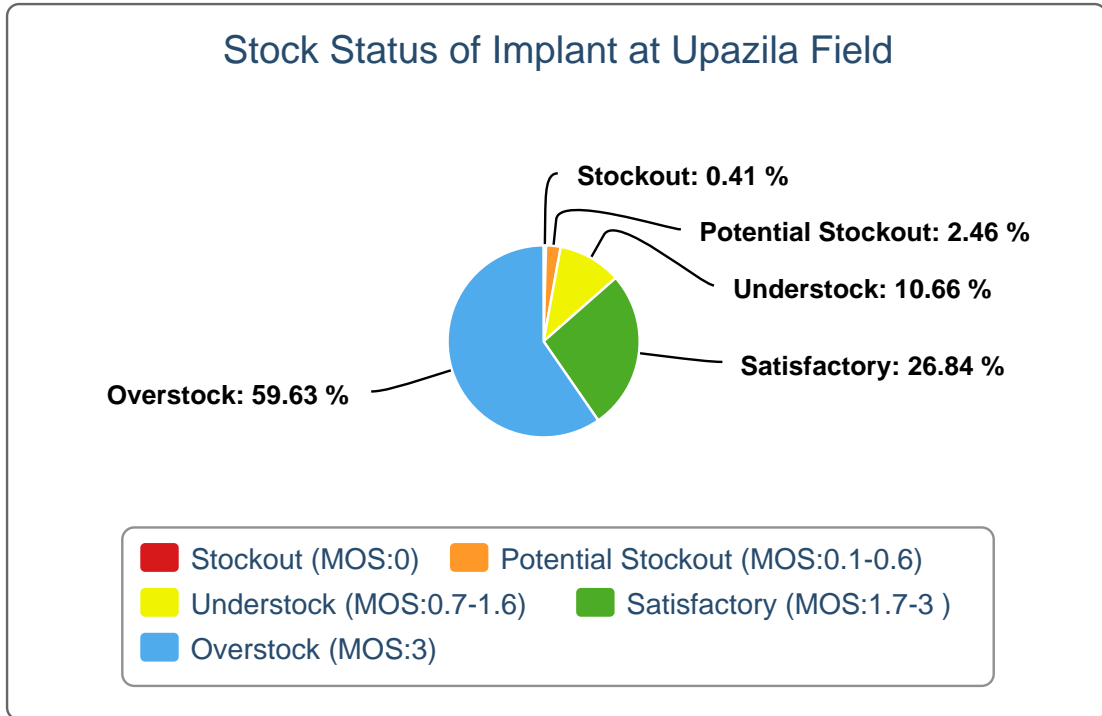
5(g).



5(h).



5(i).



6(a). Contraceptive Stock Status by Product at Regional Warehouses

SL	WH Name	Condom			Shukhi			IUD			Injectables			Implant		
		CBL	AMD	MOS	CBL	AMD	MOS	CBL	AMD	MOS	CBL	AMD	MOS	CBL	AMD	MOS
1	Bandarban RWH	104,400	34,446	3.0	23,040	19,108	1.2	385	79	4.9	12,000	2,676	4.5	900	209	4.3
2	Bhola RWH	241,200	88,094	2.7	77,760	74,696	1.0	5,230	139	37.6	202,000	35,955	5.6	3,250	430	7.6
3	Bogura RWH	1,591,200	483,392	3.3	2,099,840	342,557	6.1	22,200	384	57.8	4,172,600	28,539	146.2	9,600	1,902	5.0
4	Chattogram RWH	13,446,200	370,517	36.3	8,375,865	282,762	29.6	37,580	967	38.9	5,378,400	45,073	119.3	12,148	2,190	5.5
5	Cumilla RWH	1,170,000	455,684	2.6	61,920	315,699	0.2	9,800	948	10.3	214,000	56,957	3.8	4,500	1,934	2.3
6	Dhaka CWH	418,600	1,111,292	0.4	1,053,904	641,127	1.6	288,150	1,314	219.3	775,381	79,586	9.7	75,993	2,301	33.0
7	Dinajpur RWH	403,200	172,599	2.3	538,560	260,082	2.1	17,250	255	67.6	81,000	30,197	2.7	4,950	1,420	3.5
8	Faridpur RWH	1,152,000	531,263	2.2	296,640	350,241	0.8	21,100	819	25.8	112,000	38,950	2.9	4,600	2,266	2.0
9	Jamalpur RWH	1,083,600	295,353	3.7	432,000	223,126	1.9	11,200	171	65.5	124,000	25,296	4.9	4,400	1,048	4.2
10	Jashore RWH	997,200	415,760	2.4	296,640	258,107	1.1	16,000	343	46.6	71,200	35,588	2.0	8,050	1,312	6.1
11	Khulna RWH	6,385,200	555,366	11.5	3,833,770	363,387	10.6	21,450	479	44.8	5,309,000	36,936	143.7	7,600	1,320	5.8
12	Kushtia RWH	788,400	266,281	3.0	561,600	142,864	3.9	6,861	138	49.7	84,000	28,761	2.9	6,150	668	9.2
13	Mymensingh RWH	2,862,000	616,985	4.6	17,280	707,819	0.0	5,750	592	9.7	66,000	48,293	1.4	8,200	2,612	3.1
14	Noakhali RWH	702,000	216,730	3.2	17,280	141,528	0.1	5,125	527	9.7	37,000	35,450	1.0	6,711	1,380	4.9
15	Pabna RWH	1,267,200	447,136	2.8	538,560	305,566	1.8	5,800	598	9.7	127,000	39,714	3.2	6,850	852	8.0
16	Patuakhali RWH	274,000	111,034	2.5	12,960	141,570	0.1	12,550	227	55.3	213,300	23,418	9.1	5,700	1,287	4.4
17	Rajshahi RWH	1,864,800	563,501	3.3	478,080	271,357	1.8	17,425	292	59.7	66,800	29,413	2.3	4,100	1,086	3.8
18	Rangamati RWH	126,000	41,412	3.0	29,520	33,432	0.9	425	84	5.1	16,000	2,774	5.8	1,150	218	5.3
19	Rangpur RWH	2,174,400	468,959	4.6	449,280	613,703	0.7	15,850	994	15.9	202,000	89,297	2.3	7,900	2,645	3.0
20	Sylhet RWH	1,940,400	502,986	3.9	0	321,291	0.0	24,575	472	52.1	116,100	42,940	2.7	6,150	1,737	3.5
21	Tangail RWH	529,200	281,371	1.9	63,360	237,307	0.3	5,100	265	19.2	80,000	21,108	3.8	4,400	649	6.8

6(b). Contraceptive Stock Status by Product at Upazila

SL	Warehouse Name	Upazila Name	Condom			Shukhi			IUD			Injectables			Implant		
			CBL	AMD	MOS	CBL	AMD	MOS	CBL	AMD	MOS	CBL	AMD	MOS	CBL	AMD	MOS
1	Bandarban RWH	Alikadam	24,336	10,473	2.3	6,117	2,897	2.1	70	10	7.0	1,449	537	2.7	142	37	3.8
2	Bandarban RWH	Bandarban Sadar	9,952	3,373	3.0	5,040	3,185	1.6	94	21	4.5	1,040	449	2.3	127	30	4.2
3	Bandarban RWH	Lama	15,192	5,286	2.9	9,195	4,728	1.9	121	24	5.0	1,823	658	2.8	182	70	2.6
4	Bandarban RWH	Naikhongchhari	26,024	6,315	4.1	13,560	3,542	3.8	66	7	9.4	2,001	643	3.1	85	14	6.1
5	Bandarban RWH	Rowangchhari	11,340	2,042	5.6	7,065	1,744	4.1	45	2	22.5	672	141	4.8	69	18	3.8
6	Bandarban RWH	Ruma	17,148	4,548	3.8	6,006	1,423	4.2	54	6	9.0	461	101	4.6	85	17	5.0
7	Bandarban RWH	Thanchi	11,578	2,409	4.8	6,840	1,589	4.3	40	9	4.4	539	147	3.7	100	23	4.3
8	Bhola RWH	Bhola Sadar	23,412	10,508	2.2	22,503	9,593	2.3	198	42	4.7	10,381	4,707	2.2	300	91	3.3
9	Bhola RWH	Burhanuddin	13,426	3,832	3.5	14,625	7,084	2.1	105	17	6.2	5,144	1,326	3.9	200	21	9.5
10	Bhola RWH	Char Fasson	47,400	19,372	2.4	31,200	14,498	2.2	218	17	12.8	17,750	8,067	2.2	470	77	6.1
11	Bhola RWH	Daulat Khan	20,400	3,972	5.1	18,900	5,229	3.6	85	5	17.0	11,000	3,279	3.4	230	27	8.5
12	Bhola RWH	Hizla	17,108	7,126	2.4	10,935	4,948	2.2	47	9	5.2	3,726	1,402	2.7	330	20	16.5
13	Bhola RWH	Lalmohan	36,010	15,998	2.3	27,170	12,302	2.2	168	15	11.2	13,115	6,433	2.0	350	65	5.4
14	Bhola RWH	Manpura	8,296	2,910	2.9	5,557	2,544	2.2	41	3	13.7	3,582	1,732	2.1	70	36	1.9
15	Bhola RWH	Mehendiganj	26,728	11,287	2.4	21,535	8,740	2.5	79	20	4.0	10,208	4,490	2.3	200	22	9.1
16	Bhola RWH	Muladi	10,100	8,508	1.2	7,155	6,556	1.1	36	7	5.1	3,783	1,769	2.1	50	38	1.3
17	Bhola RWH	Tazumuddin	22,948	4,581	5.0	26,025	3,202	8.1	30	4	7.5	7,300	2,750	2.7	42	33	1.3
18	Bogura RWH	Adamdighi	25,200	8,628	2.9	8,670	5,334	1.6	113	16	7.1	545	255	2.1	200	36	5.6
19	Bogura RWH	Akkelpur	19,536	5,185	3.8	2,940	4,922	0.6	53	9	5.9	1,562	317	4.9	300	72	4.2
20	Bogura RWH	Atrai	26,600	11,637	2.3	15,070	10,526	1.4	129	6	21.5	1,287	444	2.9	200	18	11.1
21	Bogura RWH	Badalgachhi	34,088	11,140	3.1	19,110	11,431	1.7	30	5	6.0	2,645	1,263	2.1	200	50	4.0
22	Bogura RWH	Bogura Sadar	105,240	52,407	2.0	11,960	9,592	1.2	249	37	6.7	1,012	1,370	0.7	462	99	4.7
23	Bogura RWH	Dhamoirhat	40,058	9,898	4.0	25,860	9,296	2.8	90	13	6.9	2,998	1,039	2.9	150	22	6.8
24	Bogura RWH	Dhunat	54,000	29,669	1.8	22,490	17,999	1.2	63	9	7.0	2,903	1,802	1.6	200	90	2.2
25	Bogura RWH	Dhupchanchia	31,800	8,369	3.8	435	7,407	0.1	79	9	8.8	2,252	713	3.2	300	59	5.1

SL	Warehouse Name	Upazila Name	Condom			Shukhi			IUD			Injectables			Implant		
			CBL	AMD	MOS	CBL	AMD	MOS	CBL	AMD	MOS	CBL	AMD	MOS	CBL	AMD	MOS
26	Bogura RWH	Gabtali	94,932	28,378	3.3	33,945	13,464	2.5	94	7	13.4	5,322	2,131	2.5	200	72	2.8
27	Bogura RWH	Ghoraghat	24,600	5,079	4.8	6,570	5,377	1.2	42	12	3.5	1,239	282	4.4	150	54	2.8
28	Bogura RWH	Hakimpur	27,800	7,327	3.8	4,407	3,559	1.2	77	5	15.4	1,302	231	5.6	200	26	7.7
29	Bogura RWH	Joypurhat Sadar	52,656	16,206	3.2	15,750	10,653	1.5	110	26	4.2	2,874	655	4.4	550	75	7.3
30	Bogura RWH	Kahaloo	43,968	16,390	2.7	11,115	10,471	1.1	121	23	5.3	2,404	868	2.8	100	53	1.9
31	Bogura RWH	Kalai	27,608	5,898	4.7	15,585	7,922	2.0	106	5	21.2	1,855	367	5.1	300	56	5.4
32	Bogura RWH	Khetlal	31,752	7,076	4.5	10,200	4,431	2.3	69	9	7.7	1,340	224	6.0	200	79	2.5
33	Bogura RWH	Mahadebpur	48,096	14,929	3.2	8,850	15,168	0.6	78	9	8.7	3,485	833	4.2	320	67	4.8
34	Bogura RWH	Manda	84,600	22,151	3.8	3,600	29,284	0.1	368	62	5.9	4,791	1,797	2.7	50	97	0.5
35	Bogura RWH	Nandigram	16,400	8,642	1.9	9,120	10,375	0.9	65	4	16.3	530	358	1.5	200	38	5.3
36	Bogura RWH	Naogaon Sadar	63,152	24,596	2.6	4,990	16,837	0.3	196	6	32.7	4,322	1,201	3.6	154	60	2.6
37	Bogura RWH	Niamatpur	55,352	15,075	3.7	43,845	14,021	3.1	50	11	4.5	2,908	858	3.4	350	81	4.3
38	Bogura RWH	Panchbibi	42,653	10,385	4.1	16,323	6,620	2.5	63	16	3.9	1,905	709	2.7	452	131	3.5
39	Bogura RWH	Patnitala	54,771	10,382	5.3	19,549	9,506	2.1	111	6	18.5	1,948	568	3.4	202	50	4.0
40	Bogura RWH	Porsha	43,356	10,410	4.2	15,330	8,573	1.8	95	8	11.9	1,663	509	3.3	150	12	12.5
41	Bogura RWH	Raninagar	33,308	11,983	2.8	23,340	11,488	2.0	142	5	28.4	1,934	504	3.8	250	30	8.3
42	Bogura RWH	Sapahar	58,610	10,438	5.6	20,267	9,416	2.2	100	5	20.0	3,216	1,022	3.1	250	36	6.9
43	Bogura RWH	Sariakandi	29,208	13,663	2.1	15,105	7,923	1.9	239	13	18.4	1,406	1,115	1.3	550	154	3.6
44	Bogura RWH	Shajahanpur	105,128	36,257	2.9	27,800	14,659	1.9	86	6	14.3	2,391	1,051	2.3	400	70	5.7
45	Bogura RWH	Sherpur	85,392	30,797	2.8	2,130	17,186	0.1	58	11	5.3	4,242	1,460	2.9	380	93	4.1
46	Bogura RWH	Shibganj	37,700	22,939	1.6	31,650	22,347	1.4	80	5	16.0	5,200	3,452	1.5	500	49	10.2
47	Bogura RWH	Sonatola	62,700	17,458	3.6	50,385	16,770	3.0	265	26	10.2	2,767	1,141	2.4	200	73	2.7
48	Chattogram RWH	Anowara	21,300	8,300	2.6	18,180	8,603	2.1	280	18	15.6	2,251	717	3.1	250	26	9.6
49	Chattogram RWH	Banshkhali	35,292	11,159	3.2	34,590	10,643	3.3	189	16	11.8	5,381	1,768	3.0	100	152	0.7
50	Chattogram RWH	Boalkhali	53,744	8,736	6.2	31,259	8,675	3.6	173	18	9.6	1,106	430	2.6	200	41	4.9

SL	Warehouse Name	Upazila Name	Condom			Shukhi			IUD			Injectables			Implant		
			CBL	AMD	MOS	CBL	AMD	MOS	CBL	AMD	MOS	CBL	AMD	MOS	CBL	AMD	MOS
51	Chattogram RWH	Chakaria	74,112	14,490	5.1	45,340	14,252	3.2	321	38	8.4	8,733	3,043	2.9	300	116	2.6
52	Chattogram RWH	Chandanaish	56,400	7,039	8.0	16,200	6,859	2.4	137	25	5.5	1,729	698	2.5	101	57	1.8
53	Chattogram RWH	Cox's Bazar Sadar	83,268	23,593	3.5	27,195	14,465	1.9	475	47	10.1	7,065	2,965	2.4	1,013	53	19.1
54	Chattogram RWH	Dighinala	19,992	8,326	2.4	16,730	8,084	2.1	94	11	8.5	1,800	817	2.2	100	54	1.9
55	Chattogram RWH	Double Mooring	116,208	37,897	3.1	34,530	9,297	3.7	570	134	4.3	10,495	2,796	3.8	580	121	4.8
56	Chattogram RWH	Fatikchhari	233,700	17,808	13.1	26,915	14,957	1.8	210	24	8.8	4,394	1,849	2.4	222	231	1.0
57	Chattogram RWH	Hathazari	121,461	27,057	4.5	21,250	15,292	1.4	155	18	8.6	3,436	1,085	3.2	200	46	4.3
58	Chattogram RWH	Khagrachhari Sadar	16,098	4,436	3.6	16,126	5,509	2.9	216	51	4.2	2,036	570	3.6	29	13	2.2
59	Chattogram RWH	Kutubdia	15,048	2,161	7.0	14,790	2,431	6.1	235	13	18.1	9,025	845	10.7	1,000	132	7.6
60	Chattogram RWH	Lakshmichhari	13,776	953	14.5	4,860	2,042	2.4	26	9	2.9	499	101	4.9	50	16	3.1
61	Chattogram RWH	Lohagara	16,534	5,687	2.9	417,105	6,917	60.3	150	10	15.0	3,033	1,204	2.5	250	40	6.3
62	Chattogram RWH	Mahalchhari	8,588	3,137	2.7	8,715	4,156	2.1	46	6	7.7	513	233	2.2	110	45	2.4
63	Chattogram RWH	Maheshkhali	25,176	7,170	3.5	28,460	15,699	1.8	204	36	5.7	6,398	2,947	2.2	128	99	1.3
64	Chattogram RWH	Manikchhari	2,840	890	3.2	3,810	1,605	2.4	93	2	46.5	1,161	374	3.1	120	18	6.7
65	Chattogram RWH	Matiranga	20,300	8,620	2.4	15,685	6,941	2.3	250	21	11.9	1,971	831	2.4	402	65	6.2
66	Chattogram RWH	Mirsharai	26,470	11,268	2.3	24,255	11,585	2.1	116	36	3.2	3,866	1,790	2.2	200	62	3.2
67	Chattogram RWH	Panchhari	8,536	2,453	3.5	8,695	4,099	2.1	68	4	17.0	436	178	2.4	150	24	6.3
68	Chattogram RWH	Panchlaish	90,688	28,554	3.2	16,181	8,373	1.9	390	82	4.8	6,080	2,290	2.7	109	65	1.7
69	Chattogram RWH	Patiya	52,800	17,032	3.1	48,480	16,038	3.0	390	100	3.9	5,380	1,848	2.9	220	67	3.3
70	Chattogram RWH	Pekua	20,400	7,130	2.9	8,655	6,536	1.3	160	14	11.4	5,371	2,218	2.4	200	59	3.4
71	Chattogram RWH	Ramgarh	7,408	3,514	2.1	10,170	4,167	2.4	37	4	9.3	623	233	2.7	130	26	5.0
72	Chattogram RWH	Ramu	42,412	7,557	5.6	15,735	5,878	2.7	194	25	7.8	5,921	1,928	3.1	350	48	7.3
73	Chattogram RWH	Rangunia	51,244	17,802	2.9	12,615	11,417	1.1	197	46	4.3	3,253	1,454	2.2	300	48	6.3
74	Chattogram RWH	Raozan	40,578	11,955	3.4	14,415	10,153	1.4	155	44	3.5	2,230	1,099	2.0	900	147	6.1
75	Chattogram RWH	Sandwip	39,370	9,187	4.3	30,030	10,670	2.8	214	23	9.3	9,171	1,123	8.2	300	90	3.3

SL	Warehouse Name	Upazila Name	Condom			Shukhi			IUD			Injectables			Implant		
			CBL	AMD	MOS	CBL	AMD	MOS	CBL	AMD	MOS	CBL	AMD	MOS	CBL	AMD	MOS
76	Chattogram RWH	Satkania	28,296	9,950	2.8	20,700	8,275	2.5	97	15	6.5	1,899	690	2.8	250	62	4.0
77	Chattogram RWH	Sitakunda	46,196	13,813	3.3	28,655	9,588	3.0	141	28	5.0	3,444	1,291	2.7	200	44	4.5
78	Chattogram RWH	Teknaf	34,684	26,680	1.3	17,920	13,506	1.3	113	34	3.3	4,817	4,120	1.2	420	94	4.5
79	Chattogram RWH	Ukhia	50,176	6,163	8.1	28,210	6,050	4.7	234	15	15.6	8,157	1,538	5.3	400	29	13.8
80	Cumilla RWH	Akhaura	51,500	7,361	7.0	25,741	4,972	5.2	115	6	19.2	3,079	716	4.3	160	21	7.6
81	Cumilla RWH	Ashuganj	62,688	13,254	4.7	23,425	5,993	3.9	190	11	17.3	3,541	741	4.8	250	46	5.4
82	Cumilla RWH	Banchhampur	110,100	15,418	7.1	40,200	7,750	5.2	171	24	7.1	4,739	1,460	3.2	400	135	3.0
83	Cumilla RWH	Barura	76,624	13,667	5.6	20,530	15,764	1.3	307	29	10.6	5,335	2,698	2.0	300	54	5.6
84	Cumilla RWH	Bijoyagar	37,608	13,339	2.8	18,406	8,904	2.1	219	19	11.5	3,734	1,407	2.7	400	38	10.5
85	Cumilla RWH	Brahman Para	35,700	6,179	5.8	19,715	6,488	3.0	126	19	6.6	3,260	632	5.2	61	47	1.3
86	Cumilla RWH	Brahmanbaria Sadar	97,700	23,540	4.2	62,520	9,483	6.6	367	33	11.1	5,664	2,166	2.6	215	71	3.0
87	Cumilla RWH	Burichang	86,900	19,818	4.4	16,705	13,812	1.2	275	28	9.8	2,769	1,619	1.7	200	87	2.3
88	Cumilla RWH	Chandina	101,144	13,657	7.4	31,790	13,165	2.4	165	25	6.6	5,093	2,532	2.0	200	36	5.6
89	Cumilla RWH	Chandpur Sadar	72,400	11,225	6.4	44,395	11,029	4.0	414	75	5.5	9,618	2,125	4.5	300	101	3.0
90	Cumilla RWH	Chauddagam	73,836	17,021	4.3	41,310	14,370	2.9	363	18	20.2	6,109	3,322	1.8	200	35	5.7
91	Cumilla RWH	Cumilla Adarsha Sadar	127,900	36,934	3.5	42,745	14,332	3.0	456	80	5.7	4,963	2,705	1.8	340	106	3.2
92	Cumilla RWH	Cumilla Sadar Dakshin	78,500	15,731	5.0	34,380	14,170	2.4	221	24	9.2	6,427	2,460	2.6	190	21	9.0
93	Cumilla RWH	Daudkandi	70,428	9,891	7.1	39,225	7,694	5.1	303	49	6.2	5,743	1,518	3.8	200	34	5.9
94	Cumilla RWH	Debidwar	109,500	16,598	6.6	48,560	13,901	3.5	260	109	2.4	7,671	2,570	3.0	300	46	6.5
95	Cumilla RWH	Faridganj	78,400	10,840	7.2	43,680	9,761	4.5	140	47	3.0	4,085	2,452	1.7	350	82	4.3
96	Cumilla RWH	Haim Char	12,900	2,456	5.3	13,695	3,855	3.6	106	5	21.2	2,529	410	6.2	100	25	4.0
97	Cumilla RWH	Hajiganj	73,600	6,549	11.2	27,015	9,275	2.9	338	28	12.1	7,692	1,729	4.4	400	64	6.3
98	Cumilla RWH	Homna	80,360	13,611	5.9	29,940	6,966	4.3	208	17	12.2	5,150	1,143	4.5	222	32	6.9
99	Cumilla RWH	Kachua	122,548	13,205	9.3	24,720	11,486	2.2	219	29	7.6	4,131	3,387	1.2	100	57	1.8
100	Cumilla RWH	Kasba	92,700	17,512	5.3	41,730	10,677	3.9	173	17	10.2	3,180	999	3.2	250	66	3.8

SL	Warehouse Name	Upazila Name	Condom			Shukhi			IUD			Injectables			Implant		
			CBL	AMD	MOS	CBL	AMD	MOS	CBL	AMD	MOS	CBL	AMD	MOS	CBL	AMD	MOS
101	Cumilla RWH	Laksam	66,100	10,610	6.2	35,145	7,232	4.9	123	23	5.3	6,016	1,513	4.0	260	45	5.8
102	Cumilla RWH	Manoharganj	36,800	8,627	4.3	26,620	6,958	3.8	82	9	9.1	3,595	1,076	3.3	50	20	2.5
103	Cumilla RWH	Matlab Dakshin	95,500	10,932	8.7	31,587	6,692	4.7	232	17	13.6	4,190	1,705	2.5	315	50	6.3
104	Cumilla RWH	Matlab Uttar	90,300	14,290	6.3	39,715	9,791	4.1	275	34	8.1	4,912	1,208	4.1	350	112	3.1
105	Cumilla RWH	Meghna	30,700	4,712	6.5	20,855	3,884	5.4	90	9	10.0	2,340	735	3.2	245	42	5.8
106	Cumilla RWH	Muradnagar	116,964	32,071	3.6	25,515	16,280	1.6	255	48	5.3	5,288	2,727	1.9	400	65	6.2
107	Cumilla RWH	Nabinagar	146,960	24,005	6.1	22,230	13,971	1.6	71	10	7.1	4,594	1,565	2.9	300	111	2.7
108	Cumilla RWH	Nangalkot	64,606	19,720	3.3	28,606	8,848	3.2	266	26	10.2	6,646	2,228	3.0	250	71	3.5
109	Cumilla RWH	Nasirnagar	85,296	11,650	7.3	30,570	10,944	2.8	210	15	14.0	3,636	1,005	3.6	250	74	3.4
110	Cumilla RWH	Sarail	88,800	13,107	6.8	42,600	8,268	5.2	135	12	11.3	4,245	1,492	2.8	300	78	3.8
111	Cumilla RWH	Shahrasti	12,600	3,708	3.4	15,750	5,905	2.7	218	10	21.8	5,421	1,747	3.1	200	42	4.8
112	Cumilla RWH	Titas	65,544	4,446	14.7	30,060	3,079	9.8	131	43	3.0	3,353	1,165	2.9	217	20	10.9
113	Dhaka CWH	Araihazar	14,100	10,893	1.3	1,035	19,184	0.1	135	31	4.4	3,560	1,993	1.8	0	69	0.0
114	Dhaka CWH	Bandar	77,748	36,343	2.1	7,360	15,802	0.5	131	24	5.5	3,458	2,038	1.7	20	51	0.4
115	Dhaka CWH	Belabo	24,348	9,893	2.5	4,395	8,492	0.5	137	9	15.2	2,188	816	2.7	100	56	1.8
116	Dhaka CWH	Daulatpur	16,336	11,111	1.5	8,400	8,932	0.9	95	12	7.9	2,181	959	2.3	60	66	0.9
117	Dhaka CWH	Dhamrai	43,948	21,125	2.1	10,866	19,531	0.6	230	81	2.8	3,046	1,299	2.3	350	62	5.6
118	Dhaka CWH	Dohar	26,000	10,539	2.5	4,653	5,862	0.8	137	16	8.6	1,256	489	2.6	100	36	2.8
119	Dhaka CWH	Gazaria	19,412	7,627	2.5	12,615	6,713	1.9	59	6	9.8	800	451	1.8	81	38	2.1
120	Dhaka CWH	Gazipur Sadar	57,664	36,711	1.6	5,505	20,262	0.3	158	28	5.6	3,585	1,521	2.4	0	75	0.0
121	Dhaka CWH	Ghior	39,768	14,531	2.7	17,700	6,906	2.6	128	11	11.6	2,043	687	3.0	200	35	5.7
122	Dhaka CWH	Harirampur	17,628	15,363	1.1	5,745	5,345	1.1	178	7	25.4	1,243	321	3.9	100	65	1.5
123	Dhaka CWH	Kaliakair	49,972	22,665	2.2	11,090	17,455	0.6	126	13	9.7	1,659	711	2.3	0	58	0.0
124	Dhaka CWH	Kaliganj	53,744	25,107	2.1	19,845	14,635	1.4	193	5	38.6	2,575	1,159	2.2	300	28	10.7
125	Dhaka CWH	Kapasia	16,848	14,494	1.2	9,150	10,787	0.8	61	9	6.8	1,447	522	2.8	300	53	5.7

SL	Warehouse Name	Upazila Name	Condom			Shukhi			IUD			Injectables			Implant		
			CBL	AMD	MOS	CBL	AMD	MOS	CBL	AMD	MOS	CBL	AMD	MOS	CBL	AMD	MOS
126	Dhaka CWH	Keraniganj	60,568	37,247	1.6	2,430	21,901	0.1	371	58	6.4	6,522	2,568	2.5	656	44	14.9
127	Dhaka CWH	Lohajang	22,340	9,941	2.2	2,025	5,796	0.3	141	19	7.4	1,121	437	2.6	100	49	2.0
128	Dhaka CWH	Manikganj Sadar	23,700	26,281	0.9	19,260	10,033	1.9	244	11	22.2	3,626	1,244	2.9	100	60	1.7
129	Dhaka CWH	Manohardi	49,600	17,404	2.8	7,785	10,407	0.7	106	20	5.3	4,146	1,715	2.4	0	11	0.0
130	Dhaka CWH	Mirpur	42,900	118,334	0.4	300	27,180	0.0	675	218	3.1	13,956	7,555	1.8	220	216	1.0
131	Dhaka CWH	Munshiganj Sadar	56,592	22,842	2.5	14,142	15,120	0.9	155	15	10.3	3,878	1,280	3.0	50	40	1.3
132	Dhaka CWH	Narayanganj Sadar	124,200	70,570	1.8	22,000	43,120	0.5	437	39	11.2	19,719	6,785	2.9	625	76	8.2
133	Dhaka CWH	Narsingdi Sadar	147,987	61,027	2.4	240	53,585	0.0	178	63	2.8	4,964	11,680	0.4	250	76	3.3
134	Dhaka CWH	Nawabganj	40,340	21,063	1.9	0	11,660	0.0	205	9	22.8	1,739	794	2.2	250	57	4.4
135	Dhaka CWH	Palash	24,000	9,923	2.4	0	9,789	0.0	49	12	4.1	2,619	931	2.8	0	48	0.0
136	Dhaka CWH	Roypura	76,516	48,416	1.6	3,240	19,730	0.2	242	41	5.9	11,258	4,319	2.6	528	35	15.1
137	Dhaka CWH	Rupganj	79,528	31,916	2.5	385	28,501	0.0	422	31	13.6	10,965	2,639	4.2	0	60	0.0
138	Dhaka CWH	Saturia	16,400	9,745	1.7	1,215	7,627	0.2	64	13	4.9	1,114	546	2.0	100	61	1.6
139	Dhaka CWH	Savar	91,500	57,401	1.6	6,901	26,902	0.3	381	78	4.9	7,262	3,040	2.4	750	84	8.9
140	Dhaka CWH	Serajdikhan	36,910	15,252	2.4	0	14,522	0.0	171	21	8.1	2,608	1,134	2.3	200	55	3.6
141	Dhaka CWH	Shibalaya	6,900	16,582	0.4	1,569	8,036	0.2	26	6	4.3	420	1,388	0.3	250	49	5.1
142	Dhaka CWH	Shibpur	43,376	18,774	2.3	1,920	13,745	0.1	81	22	3.7	3,410	1,548	2.2	0	73	0.0
143	Dhaka CWH	Singair	52,129	21,160	2.5	20,967	11,731	1.8	110	14	7.9	2,005	710	2.8	210	69	3.0
144	Dhaka CWH	Sonargaon	72,156	25,937	2.8	28,710	20,103	1.4	137	33	4.2	5,673	2,683	2.1	0	42	0.0
145	Dhaka CWH	Sreenagar	52,468	18,265	2.9	6,530	11,375	0.6	308	16	19.3	2,356	780	3.0	600	39	15.4
146	Dhaka CWH	Sreepur	31,260	25,907	1.2	21,045	23,196	0.9	130	14	9.3	3,754	1,648	2.3	300	100	3.0
147	Dhaka CWH	Tejgaon	375,600	160,238	2.3	109,800	72,051	1.5	1,040	264	3.9	24,750	10,264	2.4	955	198	4.8
148	Dhaka CWH	Tongi	44,190	20,000	2.2	7,875	6,420	1.2	146	39	3.7	1,373	578	2.4	560	40	14.0
149	Dhaka CWH	Tongibari	23,500	10,665	2.2	1,470	8,691	0.2	74	6	12.3	881	354	2.5	300	27	11.1
150	Dinajpur RWH	Atwari	29,924	4,159	7.2	20,202	7,616	2.7	61	4	15.3	2,700	828	3.3	0	36	0.0

SL	Warehouse Name	Upazila Name	Condom			Shukhi			IUD			Injectables			Implant		
			CBL	AMD	MOS	CBL	AMD	MOS	CBL	AMD	MOS	CBL	AMD	MOS	CBL	AMD	MOS
151	Dinajpur RWH	Baliadangi	20,600	3,586	5.7	33,225	7,729	4.3	51	6	8.5	2,002	1,737	1.2	0	36	0.0
152	Dinajpur RWH	Biral	26,126	7,641	3.4	28,455	10,361	2.7	102	10	10.2	2,996	1,064	2.8	10	95	0.1
153	Dinajpur RWH	Birampur	11,700	5,664	2.1	50,820	5,128	9.9	65	11	5.9	1,233	257	4.8	20	29	0.7
154	Dinajpur RWH	Birganj	28,584	10,253	2.8	19,215	19,212	1.0	186	19	9.8	3,974	1,546	2.6	200	75	2.7
155	Dinajpur RWH	Bochaganj	22,834	4,985	4.6	24,105	7,917	3.0	76	13	5.8	1,972	617	3.2	400	86	4.7
156	Dinajpur RWH	Boda	22,700	8,210	2.8	22,395	16,810	1.3	61	7	8.7	6,240	2,340	2.7	0	100	0.0
157	Dinajpur RWH	Chirirbandar	19,866	6,997	2.8	8,370	13,271	0.6	88	13	6.8	2,954	1,000	3.0	50	89	0.6
158	Dinajpur RWH	Debiganj	26,800	10,178	2.6	23,805	22,540	1.1	104	13	8.0	8,288	3,262	2.5	0	47	0.0
159	Dinajpur RWH	Dinajpur Sadar	56,000	22,674	2.5	20,415	17,584	1.2	163	19	8.6	6,114	2,264	2.7	50	215	0.2
160	Dinajpur RWH	Fulbari	13,728	4,586	3.0	44,130	4,947	8.9	42	8	5.3	1,608	188	8.6	50	52	1.0
161	Dinajpur RWH	Haripur	32,948	7,023	4.7	17,373	8,131	2.1	57	8	7.1	5,055	1,106	4.6	0	18	0.0
162	Dinajpur RWH	Kaharole	13,000	3,525	3.7	11,240	8,941	1.3	85	9	9.4	2,084	600	3.5	200	105	1.9
163	Dinajpur RWH	Khansama	19,224	4,157	4.6	9,633	12,826	0.8	98	15	6.5	3,203	1,075	3.0	10	66	0.2
164	Dinajpur RWH	Nawabganj	18,200	8,490	2.1	13,080	11,329	1.2	83	5	16.6	2,110	1,072	2.0	0	20	0.0
165	Dinajpur RWH	Panchagarh Sadar	21,156	9,794	2.2	10,272	14,058	0.7	73	9	8.1	4,383	1,985	2.2	0	44	0.0
166	Dinajpur RWH	Parbatipur	57,120	16,465	3.5	27,038	17,925	1.5	175	36	4.9	5,433	1,655	3.3	350	56	6.3
167	Dinajpur RWH	Pirganj	27,600	5,471	5.0	41,360	8,983	4.6	62	12	5.2	5,525	974	5.7	200	40	5.0
168	Dinajpur RWH	Ranisankail	21,696	4,097	5.3	14,520	10,706	1.4	48	5	9.6	3,032	957	3.2	0	39	0.0
169	Dinajpur RWH	Tentulia	12,832	5,823	2.2	6,960	7,301	1.0	79	8	9.9	2,403	465	5.2	50	26	1.9
170	Dinajpur RWH	Thakurgaon Sadar	55,396	18,821	2.9	36,360	26,767	1.4	155	25	6.2	10,782	5,205	2.1	0	146	0.0
171	Faridpur RWH	Agailjhara	16,410	5,925	2.8	5,247	6,691	0.8	72	13	5.5	1,832	575	3.2	100	37	2.7
172	Faridpur RWH	Alfadanga	73,000	4,937	14.8	1,935	2,990	0.6	54	4	13.5	1,343	500	2.7	300	56	5.4
173	Faridpur RWH	Babuganj	15,800	5,074	3.1	4,005	5,792	0.7	72	16	4.5	1,888	528	3.6	50	32	1.6
174	Faridpur RWH	Baliakandi	91,202	23,352	3.9	12,033	10,892	1.1	131	18	7.3	5,052	1,159	4.4	450	74	6.1
175	Faridpur RWH	Banari Para	19,936	5,622	3.5	4,110	6,951	0.6	27	5	5.4	1,948	527	3.7	250	29	8.6

SL	Warehouse Name	Upazila Name	Condom			Shukhi			IUD			Injectables			Implant		
			CBL	AMD	MOS	CBL	AMD	MOS	CBL	AMD	MOS	CBL	AMD	MOS	CBL	AMD	MOS
176	Faridpur RWH	Barishal Sadar (kotwali)	20,100	26,167	0.8	20,160	13,935	1.4	70	45	1.6	4,700	2,981	1.6	406	75	5.4
177	Faridpur RWH	Bhanga	65,580	23,696	2.8	4,072	13,030	0.3	91	58	1.6	2,506	713	3.5	100	111	0.9
178	Faridpur RWH	Bhedarganj	42,256	10,172	4.2	7,215	7,948	0.9	81	17	4.8	5,598	1,500	3.7	100	55	1.8
179	Faridpur RWH	Boalmari	71,424	14,584	4.9	19,080	10,770	1.8	79	7	11.3	3,649	1,139	3.2	400	86	4.7
180	Faridpur RWH	Char Bhadrasan	14,268	5,359	2.7	1,044	1,179	0.9	54	8	6.8	484	121	4.0	150	27	5.6
181	Faridpur RWH	Damudya	17,603	3,832	4.6	9,356	2,386	3.9	51	6	8.5	2,127	275	7.7	50	13	3.8
182	Faridpur RWH	Faridpur Sadar	103,791	50,305	2.1	6,780	17,474	0.4	254	83	3.1	9,351	3,011	3.1	950	187	5.1
183	Faridpur RWH	Gaurnadi	24,100	8,097	3.0	15,930	9,282	1.7	112	12	9.3	3,382	939	3.6	50	31	1.6
184	Faridpur RWH	Goalanda	152,952	29,980	5.1	7,470	5,120	1.5	53	7	7.6	2,878	1,179	2.4	50	59	0.8
185	Faridpur RWH	Gopalganj Sadar	107,447	24,523	4.4	15,367	13,570	1.1	107	29	3.7	3,132	1,037	3.0	400	44	9.1
186	Faridpur RWH	Gosairhat	41,892	7,928	5.3	18,180	5,609	3.2	129	29	4.4	3,356	818	4.1	150	16	9.4
187	Faridpur RWH	Jhalokati Sadar	24,800	7,391	3.4	90	6,976	0.0	50	14	3.6	1,713	709	2.4	100	50	2.0
188	Faridpur RWH	Kalkini	42,200	13,071	3.2	5,220	11,729	0.4	63	17	3.7	3,819	1,062	3.6	322	78	4.1
189	Faridpur RWH	Kashiani	61,756	14,950	4.1	18,050	9,128	2.0	65	4	16.3	3,222	617	5.2	200	47	4.3
190	Faridpur RWH	Kotalipara	32,700	10,571	3.1	11,955	14,238	0.8	35	11	3.2	2,900	629	4.6	150	68	2.2
191	Faridpur RWH	Madaripur Sadar	61,688	16,291	3.8	1,045	18,947	0.1	235	64	3.7	13,704	3,920	3.5	150	49	3.1
192	Faridpur RWH	Madhukhali	41,672	14,483	2.9	8,445	11,491	0.7	205	31	6.6	3,453	1,204	2.9	350	80	4.4
193	Faridpur RWH	Muksudpur	106,987	22,060	4.8	1,065	21,091	0.1	55	12	4.6	5,618	1,796	3.1	100	71	1.4
194	Faridpur RWH	Nagarkanda	50,664	14,110	3.6	13,665	8,203	1.7	126	32	3.9	1,928	451	4.3	150	45	3.3
195	Faridpur RWH	Naria	36,635	9,444	3.9	6,510	8,271	0.8	49	14	3.5	3,477	610	5.7	150	46	3.3
196	Faridpur RWH	Nesarabad (swarupkati)	30,916	17,151	1.8	30	12,858	0.0	91	27	3.4	1,207	1,155	1.0	200	66	3.0
197	Faridpur RWH	Pangsha	112,600	25,797	4.4	11,985	17,706	0.7	34	17	2.0	6,702	1,864	3.6	600	163	3.7
198	Faridpur RWH	Rajbari Sadar	175,580	26,089	6.7	25,770	11,074	2.3	397	96	4.1	8,382	1,928	4.3	550	122	4.5
199	Faridpur RWH	Rajoir	45,115	11,482	3.9	8,468	11,191	0.8	52	6	8.7	4,255	914	4.7	277	44	6.3
200	Faridpur RWH	Sadarpur	36,280	16,112	2.3	6,735	6,860	1.0	63	13	4.8	2,885	505	5.7	130	59	2.2

SL	Warehouse Name	Upazila Name	Condom			Shukhi			IUD			Injectables			Implant		
			CBL	AMD	MOS	CBL	AMD	MOS	CBL	AMD	MOS	CBL	AMD	MOS	CBL	AMD	MOS
201	Faridpur RWH	Saltha	48,024	9,632	5.0	14,760	7,076	2.1	70	14	5.0	2,583	524	4.9	150	51	2.9
202	Faridpur RWH	Shariatpur Sadar	26,212	9,195	2.9	30	6,843	0.0	160	34	4.7	2,371	653	3.6	100	52	1.9
203	Faridpur RWH	Shib Char	43,336	17,245	2.5	8,700	13,441	0.6	116	28	4.1	6,199	1,730	3.6	244	75	3.3
204	Faridpur RWH	Tungipara	33,276	6,339	5.2	23,400	3,480	6.7	28	10	2.8	2,304	326	7.1	100	40	2.5
205	Faridpur RWH	Wazirpur	29,028	7,647	3.8	8,460	9,995	0.8	84	9	9.3	2,523	715	3.5	172	65	2.6
206	Faridpur RWH	Zanjira	57,440	12,650	4.5	11,020	6,024	1.8	86	9	9.6	2,200	636	3.5	354	63	5.6
207	Jamalpur RWH	Bakshiganj	48,600	19,798	2.5	19,975	9,013	2.2	19	7	2.7	2,086	863	2.4	210	62	3.4
208	Jamalpur RWH	Char Rajibpur	24,600	18,490	1.3	7,442	4,782	1.6	19	2	9.5	2,052	936	2.2	105	29	3.6
209	Jamalpur RWH	Dewanganj	54,380	22,484	2.4	25,845	14,023	1.8	118	8	14.8	5,150	2,541	2.0	250	100	2.5
210	Jamalpur RWH	Islampur	67,672	28,718	2.4	41,779	20,639	2.0	172	21	8.2	3,490	1,788	2.0	100	84	1.2
211	Jamalpur RWH	Jamalpur Sadar	83,092	40,074	2.1	38,890	34,958	1.1	87	14	6.2	6,956	3,793	1.8	200	92	2.2
212	Jamalpur RWH	Jhenaigati	33,320	13,038	2.6	29,695	15,331	1.9	73	7	10.4	3,277	1,342	2.4	200	54	3.7
213	Jamalpur RWH	Madarganj	48,200	12,165	4.0	26,640	10,722	2.5	95	15	6.3	2,350	662	3.5	100	102	1.0
214	Jamalpur RWH	Melandaha	79,500	18,270	4.4	50,400	15,681	3.2	120	22	5.5	4,800	1,957	2.5	100	79	1.3
215	Jamalpur RWH	Nakla	42,108	10,565	4.0	12,850	11,150	1.2	59	10	5.9	2,765	1,171	2.4	101	92	1.1
216	Jamalpur RWH	Nalitabari	51,851	17,687	2.9	38,055	15,855	2.4	35	6	5.8	3,633	1,260	2.9	200	63	3.2
217	Jamalpur RWH	Raumari	38,678	19,314	2.0	23,820	9,720	2.5	55	8	6.9	3,092	1,534	2.0	100	32	3.1
218	Jamalpur RWH	Sarishabari	64,010	26,383	2.4	36,730	15,982	2.3	183	38	4.8	4,028	1,603	2.5	50	47	1.1
219	Jamalpur RWH	Sherpur Sadar	82,700	33,426	2.5	43,025	32,318	1.3	77	8	9.6	12,225	5,079	2.4	150	132	1.1
220	Jamalpur RWH	Sreebardi	63,816	14,941	4.3	50,735	12,952	3.9	48	5	9.6	2,372	767	3.1	100	80	1.3
221	Jashore RWH	Abhaynagar	44,340	17,009	2.6	1,845	9,391	0.2	134	12	11.2	4,770	1,726	2.8	150	55	2.7
222	Jashore RWH	Bagher Para	30,672	17,457	1.8	8,520	10,197	0.8	80	11	7.3	2,879	1,375	2.1	650	69	9.4
223	Jashore RWH	Chaugachha	43,200	19,897	2.2	465	9,455	0.0	69	10	6.9	2,220	825	2.7	549	55	10.0
224	Jashore RWH	Harinakunda	41,784	8,865	4.7	4,605	11,037	0.4	182	9	20.2	3,006	834	3.6	300	43	7.0
225	Jashore RWH	Jashore Sadar	209,800	69,297	3.0	2,925	37,948	0.1	348	29	12.0	19,600	5,507	3.6	150	91	1.6

SL	Warehouse Name	Upazila Name	Condom			Shukhi			IUD			Injectables			Implant		
			CBL	AMD	MOS	CBL	AMD	MOS	CBL	AMD	MOS	CBL	AMD	MOS	CBL	AMD	MOS
226	Jashore RWH	Jhenaidah Sadar	63,655	20,715	3.1	6,765	14,311	0.5	191	52	3.7	6,450	1,813	3.6	700	75	9.3
227	Jashore RWH	Jhikargachha	46,400	19,308	2.4	2,160	9,750	0.2	150	17	8.8	1,700	1,393	1.2	2	43	0.0
228	Jashore RWH	Kalia	44,200	17,159	2.6	15	8,643	0.0	167	11	15.2	2,431	488	5.0	988	36	27.4
229	Jashore RWH	Kaliganj	59,400	15,951	3.7	6,930	11,035	0.6	191	11	17.4	3,906	695	5.6	402	34	11.8
230	Jashore RWH	Keshabpur	72,600	14,777	4.9	9,960	9,104	1.1	235	14	16.8	7,358	1,666	4.4	104	65	1.6
231	Jashore RWH	Kotchandpur	17,400	7,914	2.2	720	5,285	0.1	35	6	5.8	1,250	609	2.1	400	27	14.8
232	Jashore RWH	Lohagara	46,044	17,246	2.7	450	9,331	0.0	233	13	17.9	3,395	1,210	2.8	750	69	10.9
233	Jashore RWH	Magura Sadar	55,104	22,227	2.5	835	19,113	0.0	221	37	6.0	5,950	2,508	2.4	300	117	2.6
234	Jashore RWH	Maheshpur	40,260	14,794	2.7	2,355	8,665	0.3	170	26	6.5	5,900	2,477	2.4	200	39	5.1
235	Jashore RWH	Manirampur	73,700	27,434	2.7	3,585	16,224	0.2	171	9	19.0	10,777	5,357	2.0	500	62	8.1
236	Jashore RWH	Mohammadpur	18,496	9,859	1.9	0	9,196	0.0	80	10	8.0	1,928	736	2.6	250	57	4.4
237	Jashore RWH	Narail Sadar	58,273	23,356	2.5	40	15,438	0.0	177	12	14.8	3,590	1,486	2.4	50	93	0.5
238	Jashore RWH	Shailkupa	72,384	21,727	3.3	7,740	15,646	0.5	145	11	13.2	4,401	1,415	3.1	300	102	2.9
239	Jashore RWH	Shalikhha	15,876	7,348	2.2	315	7,733	0.0	65	12	5.4	1,329	616	2.2	300	48	6.3
240	Jashore RWH	Sharsha	75,112	32,542	2.3	15	12,898	0.0	84	13	6.5	5,138	2,185	2.4	250	71	3.5
241	Jashore RWH	Sreepur	29,004	10,878	2.7	345	7,707	0.0	125	18	6.9	2,008	667	3.0	472	61	7.7
242	Khulna RWH	Assasuni	73,500	15,123	4.9	4,155	22,783	0.2	37	7	5.3	2,510	1,304	1.9	0	48	0.0
243	Khulna RWH	Bagerhat Sadar	63,552	17,915	3.5	25,155	11,642	2.2	94	11	8.5	4,818	1,073	4.5	150	49	3.1
244	Khulna RWH	Batiaghata	42,600	11,993	3.6	2,700	9,451	0.3	143	7	20.4	2,700	660	4.1	100	49	2.0
245	Khulna RWH	Bhandaria	43,468	11,017	3.9	9,930	6,958	1.4	106	11	9.6	2,729	975	2.8	100	29	3.4
246	Khulna RWH	Chitalmari	45,400	19,098	2.4	9,000	9,509	0.9	31	4	7.8	3,633	1,222	3.0	100	37	2.7
247	Khulna RWH	Dacope	50,552	6,613	7.6	6,630	7,454	0.9	29	3	9.7	2,748	463	5.9	150	65	2.3
248	Khulna RWH	Daulatpur	208,800	45,342	4.6	15,255	14,015	1.1	150	12	12.5	8,900	2,726	3.3	0	22	0.0
249	Khulna RWH	Debhata	41,100	11,413	3.6	810	6,362	0.1	36	4	9.0	1,323	421	3.1	50	12	4.2
250	Khulna RWH	Dumuria	129,400	27,429	4.7	20,088	18,570	1.1	208	38	5.5	7,886	2,045	3.9	300	64	4.7

SL	Warehouse Name	Upazila Name	Condom			Shukhi			IUD			Injectables			Implant		
			CBL	AMD	MOS	CBL	AMD	MOS	CBL	AMD	MOS	CBL	AMD	MOS	CBL	AMD	MOS
251	Khulna RWH	Fakirhat	39,800	8,538	4.7	6,090	5,539	1.1	36	7	5.1	1,786	518	3.4	100	31	3.2
252	Khulna RWH	Indurkani	11,540	3,837	3.0	3,495	4,272	0.8	33	9	3.7	1,668	491	3.4	100	24	4.2
253	Khulna RWH	Kachua	25,945	6,644	3.9	11,115	5,112	2.2	39	4	9.8	2,342	431	5.4	0	12	0.0
254	Khulna RWH	Kalaroa	90,924	21,755	4.2	18,930	7,295	2.6	52	4	13.0	3,914	891	4.4	80	37	2.2
255	Khulna RWH	Kaliganj	59,700	23,160	2.6	2,805	17,899	0.2	75	5	15.0	4,647	1,322	3.5	50	18	2.8
256	Khulna RWH	Kanthalia	26,373	3,804	6.9	15,750	4,176	3.8	28	3	9.3	2,475	650	3.8	50	17	2.9
257	Khulna RWH	Kawkhali	23,900	4,968	4.8	5,780	3,303	1.7	65	16	4.1	830	337	2.5	50	17	2.9
258	Khulna RWH	Khulna Sadar	250,060	75,241	3.3	16,710	26,286	0.6	826	70	11.8	13,208	5,423	2.4	139	24	5.8
259	Khulna RWH	Koyra	43,200	13,040	3.3	405	15,994	0.0	67	9	7.4	2,255	612	3.7	200	66	3.0
260	Khulna RWH	Mathbaria	63,060	14,746	4.3	5,025	16,651	0.3	136	14	9.7	5,171	1,514	3.4	200	56	3.6
261	Khulna RWH	Mollahat	42,948	10,748	4.0	10,185	8,296	1.2	32	7	4.6	1,587	426	3.7	100	53	1.9
262	Khulna RWH	Mongla	62,312	13,048	4.8	26,385	6,609	4.0	99	15	6.6	3,272	665	4.9	150	37	4.1
263	Khulna RWH	Morrelganj	85,820	14,894	5.8	26,355	14,770	1.8	205	35	5.9	4,549	1,283	3.5	100	90	1.1
264	Khulna RWH	Nazirpur	60,600	13,875	4.4	3,435	10,163	0.3	90	20	4.5	4,000	1,208	3.3	100	39	2.6
265	Khulna RWH	Paikgachha	49,200	13,009	3.8	3,240	15,481	0.2	93	15	6.2	2,350	852	2.8	50	54	0.9
266	Khulna RWH	Phultala	53,100	12,878	4.1	13,845	4,293	3.2	235	23	10.2	1,735	546	3.2	0	56	0.0
267	Khulna RWH	Pirojpur Sadar	43,516	7,954	5.5	20,235	6,559	3.1	87	30	2.9	2,645	759	3.5	200	29	6.9
268	Khulna RWH	Rajapur	39,784	4,913	8.1	16,050	3,814	4.2	26	5	5.2	1,663	521	3.2	75	8	9.4
269	Khulna RWH	Rampal	53,400	12,609	4.2	21,720	8,839	2.5	85	9	9.4	1,200	316	3.8	100	29	3.4
270	Khulna RWH	Rupsa	59,300	13,267	4.5	3,140	8,762	0.4	50	11	4.5	1,486	375	4.0	100	71	1.4
271	Khulna RWH	Sarankhola	43,300	6,836	6.3	17,940	4,969	3.6	80	3	26.7	3,379	774	4.4	50	29	1.7
272	Khulna RWH	Satkhira Sadar	133,800	41,924	3.2	9,440	17,632	0.5	183	13	14.1	10,547	3,263	3.2	100	52	1.9
273	Khulna RWH	Shyamnagar	55,824	16,383	3.4	7,740	17,456	0.4	77	6	12.8	2,843	678	4.2	100	15	6.7
274	Khulna RWH	Tala	46,480	16,456	2.8	1,845	15,529	0.1	132	45	2.9	6,170	1,861	3.3	0	49	0.0
275	Khulna RWH	Terokhada	48,300	14,896	3.2	10,785	6,944	1.6	77	4	19.3	1,912	331	5.8	100	32	3.1

SL	Warehouse Name	Upazila Name	Condom			Shukhi			IUD			Injectables			Implant		
			CBL	AMD	MOS	CBL	AMD	MOS	CBL	AMD	MOS	CBL	AMD	MOS	CBL	AMD	MOS
276	Kushtia RWH	Alamdanga	38,079	14,671	2.6	7,207	13,046	0.6	59	11	5.4	4,550	1,792	2.5	0	100	0.0
277	Kushtia RWH	Bheramara	15,800	12,844	1.2	4,875	6,735	0.7	32	6	5.3	1,068	961	1.1	10	24	0.4
278	Kushtia RWH	Chuadanga Sadar	54,600	22,653	2.4	1,155	10,298	0.1	104	20	5.2	6,867	2,984	2.3	300	45	6.7
279	Kushtia RWH	Damurhuda	41,740	17,080	2.4	3,675	9,890	0.4	71	11	6.5	7,494	2,984	2.5	100	91	1.1
280	Kushtia RWH	Daulatpur	86,266	36,793	2.3	5,156	19,300	0.3	35	5	7.0	8,208	3,306	2.5	100	38	2.6
281	Kushtia RWH	Gangni	52,582	21,512	2.4	4,242	9,648	0.4	26	8	3.3	8,289	3,962	2.1	69	36	1.9
282	Kushtia RWH	Jiban Nagar	23,580	7,574	3.1	6,740	7,321	0.9	60	16	3.8	5,211	1,580	3.3	200	70	2.9
283	Kushtia RWH	Khoksa	28,928	13,893	2.1	4,170	7,251	0.6	45	7	6.4	527	227	2.3	50	25	2.0
284	Kushtia RWH	Kumarkhali	57,904	25,476	2.3	2,848	13,456	0.2	15	6	2.5	6,011	2,133	2.8	0	63	0.0
285	Kushtia RWH	Kushtia Sadar	88,700	39,894	2.2	3,155	22,400	0.1	134	28	4.8	8,905	3,586	2.5	154	76	2.0
286	Kushtia RWH	Meherpur Sadar	30,976	21,065	1.5	5,235	6,885	0.8	40	8	5.0	5,398	2,423	2.2	130	21	6.2
287	Kushtia RWH	Mirpur	57,900	26,062	2.2	5,255	14,462	0.4	27	7	3.9	4,435	1,944	2.3	200	62	3.2
288	Kushtia RWH	Mujib Nagar	18,292	6,764	2.7	3,375	2,172	1.6	17	5	3.4	2,240	879	2.5	50	17	2.9
289	Mymensingh RWH	Atpara	16,100	6,251	2.6	5,105	8,108	0.6	178	7	25.4	1,139	694	1.6	201	49	4.1
290	Mymensingh RWH	Austagram	18,948	14,595	1.3	10,395	11,030	0.9	165	22	7.5	2,473	1,288	1.9	150	24	6.3
291	Mymensingh RWH	Bajitpur	29,596	16,212	1.8	7,200	13,018	0.6	199	10	19.9	1,789	719	2.5	200	51	3.9
292	Mymensingh RWH	Barhatta	17,360	10,494	1.7	7,610	13,040	0.6	221	5	44.2	1,340	1,375	1.0	5	37	0.1
293	Mymensingh RWH	Bhairab	46,152	25,563	1.8	19,290	16,373	1.2	195	8	24.4	3,722	1,439	2.6	200	92	2.2
294	Mymensingh RWH	Bhaluka	73,200	29,309	2.5	13,605	27,164	0.5	175	37	4.7	4,367	1,563	2.8	200	58	3.4
295	Mymensingh RWH	Dharampasha	44,556	21,421	2.1	14,400	17,015	0.8	215	8	26.9	4,189	1,922	2.2	300	140	2.1
296	Mymensingh RWH	Dhobaura	32,100	11,741	2.7	14,235	12,014	1.2	201	6	33.5	2,750	1,173	2.3	100	21	4.8
297	Mymensingh RWH	Durgapur	42,200	20,975	2.0	5,115	16,503	0.3	176	14	12.6	4,246	2,387	1.8	200	46	4.3
298	Mymensingh RWH	Fulbaria	52,520	20,073	2.6	12,945	35,640	0.4	143	24	6.0	3,572	1,267	2.8	300	37	8.1
299	Mymensingh RWH	Gaffargaon	68,868	32,067	2.1	20,160	22,451	0.9	225	11	20.5	5,279	1,968	2.7	200	72	2.8
300	Mymensingh RWH	Gauripur	33,900	13,827	2.5	0	20,824	0.0	174	14	12.4	4,533	1,786	2.5	200	41	4.9

SL	Warehouse Name	Upazila Name	Condom			Shukhi			IUD			Injectables			Implant		
			CBL	AMD	MOS	CBL	AMD	MOS	CBL	AMD	MOS	CBL	AMD	MOS	CBL	AMD	MOS
301	Mymensingh RWH	Haluaghat	42,100	15,224	2.8	10,110	22,146	0.5	172	23	7.5	3,534	1,392	2.5	0	60	0.0
302	Mymensingh RWH	Hossainpur	26,300	10,095	2.6	15,762	11,318	1.4	139	18	7.7	2,317	960	2.4	100	57	1.8
303	Mymensingh RWH	Ishwarganj	37,806	17,003	2.2	2,205	39,040	0.1	225	12	18.8	3,771	1,660	2.3	200	55	3.6
304	Mymensingh RWH	Itna	31,364	11,882	2.6	13,110	13,461	1.0	141	11	12.8	1,603	378	4.2	250	55	4.5
305	Mymensingh RWH	Kalmakanda	44,400	20,020	2.2	12,300	19,709	0.6	185	11	16.8	2,051	1,053	1.9	140	52	2.7
306	Mymensingh RWH	Karimganj	29,388	13,355	2.2	11,565	15,044	0.8	174	8	21.8	2,599	891	2.9	200	148	1.4
307	Mymensingh RWH	Katiadi	37,068	17,759	2.1	9,425	15,487	0.6	160	25	6.4	3,442	1,453	2.4	262	56	4.7
308	Mymensingh RWH	Kendua	21,164	15,676	1.4	150	23,916	0.0	194	10	19.4	2,666	1,176	2.3	26	70	0.4
309	Mymensingh RWH	Khaliajuri	14,550	7,035	2.1	8,640	6,602	1.3	124	3	41.3	1,179	377	3.1	100	44	2.3
310	Mymensingh RWH	Kishoreganj Sadar	57,564	24,488	2.4	27,090	20,226	1.3	491	54	9.1	4,799	1,769	2.7	100	148	0.7
311	Mymensingh RWH	Kuliar Char	33,300	15,532	2.1	7,985	9,065	0.9	168	15	11.2	2,581	882	2.9	200	69	2.9
312	Mymensingh RWH	Madan	16,867	10,325	1.6	2,118	11,084	0.2	166	4	41.5	985	611	1.6	100	44	2.3
313	Mymensingh RWH	Mithamain	12,908	8,049	1.6	4,965	6,904	0.7	143	14	10.2	451	219	2.1	172	32	5.4
314	Mymensingh RWH	Mohanganj	17,500	8,683	2.0	15,270	11,852	1.3	195	9	21.7	1,908	892	2.1	400	49	8.2
315	Mymensingh RWH	Muktagachha	36,012	22,589	1.6	20,745	29,123	0.7	203	17	11.9	4,414	1,731	2.5	200	108	1.9
316	Mymensingh RWH	Mymensingh Sadar	141,649	49,581	2.9	16,814	45,496	0.4	313	47	6.7	4,845	3,017	1.6	200	104	1.9
317	Mymensingh RWH	Nandail	31,159	12,681	2.5	0	40,849	0.0	216	19	11.4	4,134	2,142	1.9	200	87	2.3
318	Mymensingh RWH	Netrakona Sadar	35,719	16,118	2.2	30,445	22,855	1.3	302	5	60.4	4,004	2,261	1.8	300	136	2.2
319	Mymensingh RWH	Nikli	17,864	9,154	2.0	3,255	6,436	0.5	144	17	8.5	1,154	540	2.1	200	99	2.0
320	Mymensingh RWH	Pakundia	36,708	14,936	2.5	20,160	15,427	1.3	159	19	8.4	2,896	1,032	2.8	200	78	2.6
321	Mymensingh RWH	Phulpur	43,200	16,804	2.6	405	42,234	0.0	242	44	5.5	3,865	2,016	1.9	350	202	1.7
322	Mymensingh RWH	Purbadhala	32,200	13,721	2.3	19,305	18,875	1.0	233	7	33.3	3,760	1,820	2.1	150	78	1.9
323	Mymensingh RWH	Tarail	20,864	17,101	1.2	9,525	13,088	0.7	253	17	14.9	2,273	908	2.5	50	36	1.4
324	Mymensingh RWH	Trishal	45,552	26,646	1.7	60	34,402	0.0	215	17	12.6	3,514	1,532	2.3	200	77	2.6
325	Noakhali RWH	Begumganj	17,000	17,841	1.0	15,885	10,422	1.5	158	62	2.5	1,317	1,639	0.8	10	127	0.1

SL	Warehouse Name	Upazila Name	Condom			Shukhi			IUD			Injectables			Implant		
			CBL	AMD	MOS	CBL	AMD	MOS	CBL	AMD	MOS	CBL	AMD	MOS	CBL	AMD	MOS
326	Noakhali RWH	Chatkhil	12,680	3,629	3.5	8,914	3,385	2.6	99	22	4.5	1,396	600	2.3	100	44	2.3
327	Noakhali RWH	Chhagalnaiya	15,400	7,652	2.0	5,950	5,994	1.0	67	12	5.6	1,818	829	2.2	200	34	5.9
328	Noakhali RWH	Companiganj	36,412	11,864	3.1	7,740	6,478	1.2	56	7	8.0	2,843	1,155	2.5	150	56	2.7
329	Noakhali RWH	Daganbhuiyan	28,556	10,962	2.6	10,425	4,933	2.1	89	12	7.4	2,084	843	2.5	150	30	5.0
330	Noakhali RWH	Feni Sadar	78,600	37,103	2.1	10,204	14,123	0.7	395	105	3.8	7,112	3,456	2.1	740	88	8.4
331	Noakhali RWH	Fulgazi	19,756	6,398	3.1	7,995	3,053	2.6	108	14	7.7	1,055	435	2.4	100	27	3.7
332	Noakhali RWH	Hatiya	77,636	17,024	4.6	9,859	14,410	0.7	214	21	10.2	6,462	2,618	2.5	150	149	1.0
333	Noakhali RWH	Kabirhat	19,578	7,863	2.5	13,710	6,489	2.1	66	17	3.9	2,350	1,267	1.9	80	64	1.3
334	Noakhali RWH	Kamalnagar	19,452	6,123	3.2	12,099	5,301	2.3	88	25	3.5	9,959	3,525	2.8	105	75	1.4
335	Noakhali RWH	Lakshmipur Sadar	20,424	12,325	1.7	3,479	11,423	0.3	115	55	2.1	2,509	4,703	0.5	350	45	7.8
336	Noakhali RWH	Noakhali Sadar	25,200	17,278	1.5	11,865	9,018	1.3	224	45	5.0	5,030	2,440	2.1	600	67	9.0
337	Noakhali RWH	Parshuram	23,528	7,025	3.3	6,420	3,584	1.8	79	14	5.6	1,250	527	2.4	100	43	2.3
338	Noakhali RWH	Ramganj	19,844	5,134	3.9	14,395	3,095	4.7	50	10	5.0	3,906	1,259	3.1	100	21	4.8
339	Noakhali RWH	Ramgati	5,981	3,753	1.6	8,923	5,298	1.7	67	10	6.7	4,436	2,989	1.5	0	121	0.0
340	Noakhali RWH	Roypur	13,388	3,092	4.3	11,790	6,559	1.8	107	25	4.3	3,105	1,159	2.7	100	46	2.2
341	Noakhali RWH	Senbagh	22,700	9,109	2.5	8,810	5,966	1.5	55	16	3.4	2,519	1,058	2.4	50	59	0.8
342	Noakhali RWH	Sonagazi	41,000	14,114	2.9	11,490	8,903	1.3	55	22	2.5	5,950	2,381	2.5	100	51	2.0
343	Noakhali RWH	Sonaimuri	25,700	7,891	3.3	10,155	5,079	2.0	49	11	4.5	3,057	1,416	2.2	5	70	0.1
344	Noakhali RWH	Subarnachar	24,400	10,550	2.3	13,890	8,015	1.7	88	22	4.0	2,533	1,151	2.2	10	163	0.1
345	Pabna RWH	Atgharia	83,396	8,383	9.9	67,125	8,697	7.7	220	10	22.0	6,511	379	17.2	100	28	3.6
346	Pabna RWH	Belkuchi	120,000	42,094	2.9	91,575	19,980	4.6	297	9	33.0	8,796	1,813	4.9	200	38	5.3
347	Pabna RWH	Bera	241,700	10,827	22.3	200,580	12,039	16.7	451	58	7.8	11,618	1,273	9.1	105	46	2.3
348	Pabna RWH	Bhangura	270,832	8,489	31.9	126,240	5,489	23.0	209	7	29.9	3,607	169	21.3	110	28	3.9
349	Pabna RWH	Chatmohar	126,296	31,375	4.0	48,195	23,375	2.1	630	19	33.2	11,222	1,183	9.5	300	57	5.3
350	Pabna RWH	Faridpur	306,880	7,223	42.5	105,030	5,772	18.2	238	12	19.8	3,493	780	4.5	100	26	3.8

SL	Warehouse Name	Upazila Name	Condom			Shukhi			IUD			Injectables			Implant		
			CBL	AMD	MOS	CBL	AMD	MOS	CBL	AMD	MOS	CBL	AMD	MOS	CBL	AMD	MOS
351	Pabna RWH	Ishwardi	138,996	23,865	5.8	126,030	14,594	8.6	322	12	26.8	14,401	1,209	11.9	300	49	6.1
352	Pabna RWH	Kamarkhanda	79,156	12,744	6.2	54,465	8,641	6.3	202	18	11.2	7,564	1,077	7.0	150	24	6.3
353	Pabna RWH	Kazipur	38,200	35,958	1.1	79,180	14,586	5.4	180	56	3.2	17,930	2,189	8.2	350	83	4.2
354	Pabna RWH	Pabna Sadar	119,944	56,141	2.1	56,820	40,205	1.4	300	82	3.7	1,100	8,029	0.1	150	57	2.6
355	Pabna RWH	Royganj	101,200	18,879	5.4	84,240	21,189	4.0	279	24	11.6	12,096	2,178	5.6	100	19	5.3
356	Pabna RWH	Santhia	83,300	23,492	3.5	34,920	19,063	1.8	272	15	18.1	14,500	3,089	4.7	205	55	3.7
357	Pabna RWH	Shahjadpur	271,676	45,089	6.0	248,595	24,052	10.3	833	95	8.8	15,040	5,246	2.9	110	185	0.6
358	Pabna RWH	Sirajganj Sadar	100,100	33,090	3.0	64,080	22,061	2.9	490	34	14.4	14,500	3,322	4.4	50	36	1.4
359	Pabna RWH	Sujanagar	205,596	19,234	10.7	113,520	11,065	10.3	472	21	22.5	11,830	2,413	4.9	100	60	1.7
360	Pabna RWH	Tarash	113,764	14,785	7.7	78,870	15,382	5.1	341	36	9.5	7,386	1,184	6.2	150	21	7.1
361	Pabna RWH	Ullah Para	230,000	55,468	4.1	45,060	39,376	1.1	907	90	10.1	22,929	4,181	5.5	400	40	10.0
362	Patuakhali RWH	Amtali	23,516	10,486	2.2	7,560	15,970	0.5	100	8	12.5	3,610	1,543	2.3	100	156	0.6
363	Patuakhali RWH	Bakerganj	31,044	14,261	2.2	2,205	13,478	0.2	98	17	5.8	3,708	1,767	2.1	100	35	2.9
364	Patuakhali RWH	Bamna	7,900	3,215	2.5	5,895	4,028	1.5	24	13	1.8	420	181	2.3	150	60	2.5
365	Patuakhali RWH	Barguna Sadar	19,100	8,984	2.1	3,525	12,896	0.3	65	19	3.4	6,450	3,450	1.9	350	108	3.2
366	Patuakhali RWH	Bauphal	21,595	9,629	2.2	14,400	14,490	1.0	190	38	5.0	4,460	2,069	2.2	200	153	1.3
367	Patuakhali RWH	Betagi	12,500	4,170	3.0	6,540	4,490	1.5	50	13	3.8	1,220	569	2.1	100	44	2.3
368	Patuakhali RWH	Dashmina	8,686	3,924	2.2	12,135	5,941	2.0	69	13	5.3	1,943	899	2.2	300	125	2.4
369	Patuakhali RWH	Dumki	9,720	3,387	2.9	3,780	2,849	1.3	52	8	6.5	906	358	2.5	150	21	7.1
370	Patuakhali RWH	Galachipa	29,120	12,655	2.3	4,035	20,538	0.2	82	20	4.1	8,920	3,906	2.3	50	317	0.2
371	Patuakhali RWH	Kalapara	19,752	8,253	2.4	3,540	13,633	0.3	80	10	8.0	5,522	2,693	2.1	150	37	4.1
372	Patuakhali RWH	Mirzaganj	14,580	5,813	2.5	2,985	6,015	0.5	46	4	11.5	1,299	580	2.2	150	32	4.7
373	Patuakhali RWH	Nalchity	17,664	6,417	2.8	3,615	6,090	0.6	52	6	8.7	2,908	1,209	2.4	110	44	2.5
374	Patuakhali RWH	Patharghata	16,492	6,394	2.6	4,055	8,007	0.5	77	8	9.6	2,749	1,256	2.2	300	83	3.6
375	Patuakhali RWH	Patuakhali Sadar	30,684	13,446	2.3	8,098	13,145	0.6	140	50	2.8	6,537	2,938	2.2	200	72	2.8

SL	Warehouse Name	Upazila Name	Condom			Shukhi			IUD			Injectables			Implant		
			CBL	AMD	MOS	CBL	AMD	MOS	CBL	AMD	MOS	CBL	AMD	MOS	CBL	AMD	MOS
376	Rajshahi RWH	Bagatipara	57,120	15,780	3.6	20,640	7,037	2.9	39	6	6.5	809	313	2.6	200	64	3.1
377	Rajshahi RWH	Bagha	66,000	22,503	2.9	21,390	8,104	2.6	97	6	16.2	2,662	1,314	2.0	150	39	3.8
378	Rajshahi RWH	Baghmara	107,500	38,336	2.8	19,875	24,105	0.8	147	33	4.5	4,028	1,639	2.5	500	33	15.2
379	Rajshahi RWH	Baraigram	69,900	21,097	3.3	11,520	13,910	0.8	100	15	6.7	4,633	1,941	2.4	220	44	5.0
380	Rajshahi RWH	Bholahat	32,824	7,815	4.2	105	4,522	0.0	60	2	30.0	1,455	557	2.6	150	18	8.3
381	Rajshahi RWH	Boalia	147,600	39,416	3.7	36,720	4,386	8.4	148	29	5.1	5,660	1,552	3.6	400	110	3.6
382	Rajshahi RWH	Chapai Nababganj Sadar	158,100	47,830	3.3	15,665	18,342	0.9	220	60	3.7	7,040	2,814	2.5	50	56	0.9
383	Rajshahi RWH	Charghat	61,800	21,040	2.9	18,105	11,368	1.6	81	12	6.8	1,500	517	2.9	30	35	0.9
384	Rajshahi RWH	Durgapur	54,828	15,554	3.5	13,425	6,871	2.0	24	6	4.0	964	365	2.6	50	21	2.4
385	Rajshahi RWH	Godagari	136,200	39,931	3.4	12,210	16,217	0.8	42	8	5.3	4,082	2,873	1.4	100	35	2.9
386	Rajshahi RWH	Gomastapur	59,100	25,225	2.3	22,305	13,149	1.7	66	11	6.0	2,298	934	2.5	2	37	0.1
387	Rajshahi RWH	Gurudaspur	92,464	23,917	3.9	14,895	15,509	1.0	73	12	6.1	3,043	1,042	2.9	300	48	6.3
388	Rajshahi RWH	Lalpur	56,908	20,967	2.7	10,470	16,437	0.6	80	11	7.3	3,730	1,460	2.6	115	47	2.4
389	Rajshahi RWH	Mohanpur	38,914	17,122	2.3	45	11,011	0.0	38	5	7.6	4,151	1,969	2.1	150	30	5.0
390	Rajshahi RWH	Nachole	33,000	10,548	3.1	31,305	5,754	5.4	24	2	12.0	2,100	736	2.9	110	19	5.8
391	Rajshahi RWH	Natore Sadar	97,160	32,775	3.0	25,646	15,354	1.7	110	28	3.9	2,991	1,146	2.6	50	78	0.6
392	Rajshahi RWH	Paba	106,800	41,091	2.6	11,957	10,676	1.1	50	4	12.5	6,890	2,770	2.5	310	63	4.9
393	Rajshahi RWH	Puthia	71,400	24,657	2.9	0	11,893	0.0	30	7	4.3	2,401	989	2.4	120	33	3.6
394	Rajshahi RWH	Shibganj	108,000	46,183	2.3	1,440	21,197	0.1	90	14	6.4	4,700	1,766	2.7	100	52	1.9
395	Rajshahi RWH	Singra	176,808	34,059	5.2	35,850	21,815	1.6	92	10	9.2	4,806	1,870	2.6	200	114	1.8
396	Rajshahi RWH	Tanore	38,100	17,655	2.2	705	13,700	0.1	51	11	4.6	1,982	846	2.3	500	110	4.5
397	Rangamati RWH	Baghaichhari	26,814	7,457	3.6	11,880	5,433	2.2	46	3	15.3	1,777	286	6.2	162	22	7.4
398	Rangamati RWH	Barkal	22,500	3,838	5.9	12,270	3,185	3.9	37	3	12.3	3,992	355	11.2	72	6	12.0
399	Rangamati RWH	Belai Chhari	9,381	1,514	6.2	8,428	2,248	3.7	55	3	18.3	549	113	4.9	70	12	5.8
400	Rangamati RWH	Jurai Chhari	13,176	1,769	7.4	11,265	1,638	6.9	54	3	18.0	1,211	119	10.2	120	19	6.3

SL	Warehouse Name	Upazila Name	Condom			Shukhi			IUD			Injectables			Implant		
			CBL	AMD	MOS	CBL	AMD	MOS	CBL	AMD	MOS	CBL	AMD	MOS	CBL	AMD	MOS
401	Rangamati RWH	Kaptai	16,800	4,492	3.7	12,225	2,537	4.8	56	2	28.0	864	330	2.6	100	29	3.4
402	Rangamati RWH	Kawkhali (betbunia)	15,604	3,144	5.0	11,520	2,582	4.5	24	4	6.0	1,601	421	3.8	102	21	4.9
403	Rangamati RWH	Langadu	55,812	4,978	11.2	10,140	4,116	2.5	148	7	21.1	5,126	356	14.4	200	39	5.1
404	Rangamati RWH	Naniarchar	17,280	4,899	3.5	11,905	3,956	3.0	35	4	8.8	1,019	172	5.9	109	17	6.4
405	Rangamati RWH	Rajsthali	5,432	983	5.5	4,590	1,547	3.0	70	2	35.0	435	73	6.0	80	18	4.4
406	Rangamati RWH	Rangamati Sadar	25,912	8,338	3.1	13,410	6,190	2.2	235	53	4.4	1,835	549	3.3	160	35	4.6
407	Rangpur RWH	Aditmari	25,300	12,357	2.0	2,145	13,928	0.2	159	76	2.1	5,372	2,269	2.4	0	67	0.0
408	Rangpur RWH	Badarganj	28,872	9,171	3.1	12,366	18,404	0.7	175	34	5.1	7,560	2,251	3.4	300	42	7.1
409	Rangpur RWH	Bhurungamari	40,488	16,758	2.4	3,435	16,621	0.2	128	36	3.6	6,274	2,977	2.1	200	51	3.9
410	Rangpur RWH	Chilmari	36,068	13,588	2.7	1,120	11,350	0.1	49	12	4.1	2,397	992	2.4	50	41	1.2
411	Rangpur RWH	Dimla	19,796	7,611	2.6	60	20,166	0.0	183	30	6.1	5,340	1,863	2.9	150	94	1.6
412	Rangpur RWH	Domar	16,908	7,078	2.4	135	14,483	0.0	105	18	5.8	4,905	2,098	2.3	5	47	0.1
413	Rangpur RWH	Fulchhari	45,796	21,809	2.1	0	9,702	0.0	95	19	5.0	4,815	2,597	1.9	50	23	2.2
414	Rangpur RWH	Gaibandha Sadar	36,326	17,423	2.1	899	23,532	0.0	121	21	5.8	8,383	3,647	2.3	40	222	0.2
415	Rangpur RWH	Gangachara	31,548	12,700	2.5	296	16,387	0.0	139	24	5.8	6,085	4,048	1.5	0	78	0.0
416	Rangpur RWH	Gobindaganj	98,148	30,847	3.2	5	32,142	0.0	70	13	5.4	7,089	3,207	2.2	664	79	8.4
417	Rangpur RWH	Hatibandha	21,592	10,030	2.2	5,910	12,982	0.5	121	28	4.3	4,422	2,055	2.2	50	71	0.7
418	Rangpur RWH	Jaldhaka	97,056	14,269	6.8	480	22,421	0.0	190	24	7.9	9,931	3,644	2.7	50	94	0.5
419	Rangpur RWH	Kaliganj	25,428	6,014	4.2	3,210	11,273	0.3	125	55	2.3	4,207	1,336	3.1	300	61	4.9
420	Rangpur RWH	Kaunia	28,700	12,003	2.4	690	10,555	0.1	71	9	7.9	6,089	2,724	2.2	200	77	2.6
421	Rangpur RWH	Kishoreganj	13,300	5,598	2.4	1,280	16,341	0.1	131	37	3.5	4,525	1,442	3.1	150	89	1.7
422	Rangpur RWH	Kurigram Sadar	25,356	11,638	2.2	990	14,334	0.1	133	30	4.4	6,095	2,680	2.3	100	71	1.4
423	Rangpur RWH	Lalmonirhat Sadar	29,548	10,888	2.7	7,530	15,698	0.5	64	12	5.3	7,201	2,821	2.6	0	99	0.0
424	Rangpur RWH	Mitha Pukur	54,000	19,404	2.8	2,415	24,491	0.1	71	6	11.8	5,701	2,480	2.3	50	60	0.8
425	Rangpur RWH	Nageshwari	31,300	13,824	2.3	870	29,554	0.0	119	28	4.3	8,866	4,470	2.0	300	82	3.7

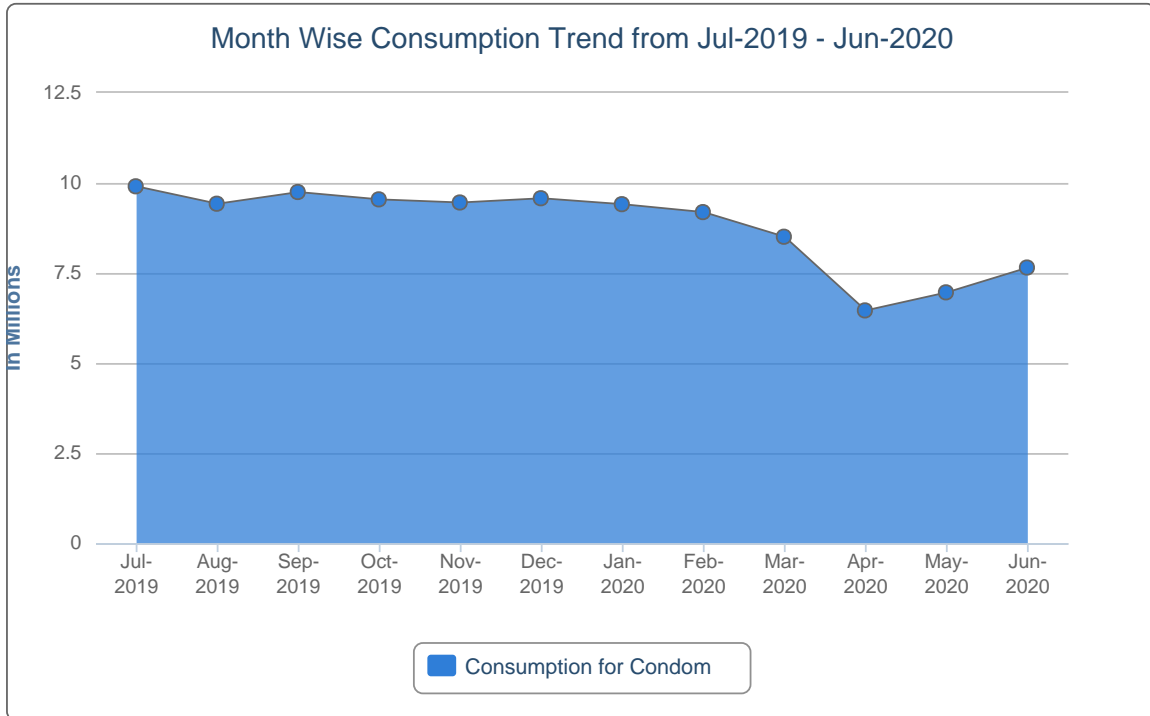
SL	Warehouse Name	Upazila Name	Condom			Shukhi			IUD			Injectables			Implant		
			CBL	AMD	MOS	CBL	AMD	MOS	CBL	AMD	MOS	CBL	AMD	MOS	CBL	AMD	MOS
426	Rangpur RWH	Nilphamari Sadar	34,325	8,923	3.8	1,216	28,625	0.0	194	38	5.1	9,057	3,190	2.8	50	116	0.4
427	Rangpur RWH	Palashbari	21,160	8,445	2.5	919	15,391	0.1	67	12	5.6	5,249	2,178	2.4	50	86	0.6
428	Rangpur RWH	Patgram	15,720	5,672	2.8	0	12,997	0.0	83	16	5.2	3,822	1,774	2.2	250	24	10.4
429	Rangpur RWH	Phulbari	19,400	6,227	3.1	1,610	12,593	0.1	153	80	1.9	5,444	2,560	2.1	250	30	8.3
430	Rangpur RWH	Pirgachha	40,700	18,524	2.2	1,555	22,297	0.1	175	50	3.5	5,650	3,462	1.6	400	89	4.5
431	Rangpur RWH	Pirganj	50,900	20,013	2.5	1,440	28,651	0.1	150	27	5.6	6,100	2,648	2.3	100	111	0.9
432	Rangpur RWH	Rajarhat	20,116	12,182	1.7	4,490	12,214	0.4	102	18	5.7	3,776	2,061	1.8	0	54	0.0
433	Rangpur RWH	Rangpur Sadar	87,300	25,998	3.4	0	24,643	0.0	211	37	5.7	11,429	3,437	3.3	928	123	7.5
434	Rangpur RWH	Sadullapur	57,756	27,305	2.1	0	22,253	0.0	143	79	1.8	7,632	3,991	1.9	50	43	1.2
435	Rangpur RWH	Saghata	18,488	9,247	2.0	2,745	17,412	0.2	80	12	6.7	3,406	1,400	2.4	50	68	0.7
436	Rangpur RWH	Saidpur	48,108	12,291	3.9	2,040	9,310	0.2	146	5	29.2	5,816	1,421	4.1	0	23	0.0
437	Rangpur RWH	Sundarganj	76,128	30,869	2.5	1,766	40,183	0.0	371	94	3.9	16,357	7,372	2.2	800	221	3.6
438	Rangpur RWH	Taraganj	15,674	7,370	2.1	1,300	9,035	0.1	66	3	22.0	2,565	1,014	2.5	100	130	0.8
439	Rangpur RWH	Ulipur	118,412	22,883	5.2	25,115	23,735	1.1	128	11	11.6	14,722	3,188	4.6	0	79	0.0
440	Sylhet RWH	Ajmiriganj	14,395	3,913	3.7	0	5,600	0.0	13	5	2.6	896	346	2.6	100	53	1.9
441	Sylhet RWH	Bahubal	21,036	5,695	3.7	16,427	5,193	3.2	33	5	6.6	1,495	388	3.9	104	31	3.4
442	Sylhet RWH	Balaganj	78,700	28,150	2.8	5,345	9,712	0.6	52	7	7.4	4,433	1,615	2.7	101	63	1.6
443	Sylhet RWH	Baniachong	24,600	9,362	2.6	10	12,732	0.0	27	5	5.4	2,065	746	2.8	107	70	1.5
444	Sylhet RWH	Barlekha	21,524	5,988	3.6	0	5,617	0.0	15	5	3.0	1,338	394	3.4	50	43	1.2
445	Sylhet RWH	Beani Bazar	40,100	14,617	2.7	1,120	4,899	0.2	59	8	7.4	1,440	526	2.7	105	24	4.4
446	Sylhet RWH	Bishwambarpur	17,576	4,940	3.6	30	6,681	0.0	30	5	6.0	1,371	649	2.1	124	21	5.9
447	Sylhet RWH	Bishwanath	23,300	8,254	2.8	999	3,613	0.3	54	6	9.0	1,388	419	3.3	122	36	3.4
448	Sylhet RWH	Chhatak	29,796	12,291	2.4	8,010	8,868	0.9	98	30	3.3	1,812	731	2.5	271	34	8.0
449	Sylhet RWH	Chunarughat	24,750	7,816	3.2	3,500	12,310	0.3	6	4	1.5	2,268	865	2.6	1	23	0.0
450	Sylhet RWH	Companiganj	26,000	13,870	1.9	11,025	7,006	1.6	46	2	23.0	3,266	1,317	2.5	50	24	2.1

SL	Warehouse Name	Upazila Name	Condom			Shukhi			IUD			Injectables			Implant		
			CBL	AMD	MOS	CBL	AMD	MOS	CBL	AMD	MOS	CBL	AMD	MOS	CBL	AMD	MOS
451	Sylhet RWH	Dakshin Sunamganj	25,100	8,837	2.8	1,785	6,976	0.3	42	8	5.3	1,509	635	2.4	120	60	2.0
452	Sylhet RWH	Dakshin Surma	84,000	31,606	2.7	30,990	9,331	3.3	26	3	8.7	2,978	1,048	2.8	85	23	3.7
453	Sylhet RWH	Derai	46,204	25,066	1.8	1,437	10,069	0.1	39	9	4.3	1,946	853	2.3	170	46	3.7
454	Sylhet RWH	Dowarabazar	26,456	9,965	2.7	0	9,521	0.0	18	6	3.0	1,767	730	2.4	146	84	1.7
455	Sylhet RWH	Fenchuganj	14,700	5,095	2.9	9,300	2,994	3.1	63	8	7.9	592	244	2.4	50	18	2.8
456	Sylhet RWH	Golapganj	53,788	19,880	2.7	20,655	5,153	4.0	73	13	5.6	1,648	565	2.9	200	38	5.3
457	Sylhet RWH	Gowainghat	51,000	18,041	2.8	3,585	9,495	0.4	71	2	35.5	6,996	2,683	2.6	250	102	2.5
458	Sylhet RWH	Habiganj Sadar	36,700	14,208	2.6	28,103	13,755	2.0	220	79	2.8	2,693	1,305	2.1	50	40	1.3
459	Sylhet RWH	Jagannathpur	29,480	10,817	2.7	254	6,361	0.0	85	9	9.4	1,008	326	3.1	110	57	1.9
460	Sylhet RWH	Jaintiapur	36,900	16,855	2.2	30	7,178	0.0	97	13	7.5	5,950	2,343	2.5	100	23	4.3
461	Sylhet RWH	Jamalganj	25,848	11,483	2.3	11,840	9,288	1.3	30	3	10.0	2,606	1,113	2.3	150	29	5.2
462	Sylhet RWH	Juri	17,700	7,332	2.4	60	5,183	0.0	64	14	4.6	1,164	368	3.2	200	62	3.2
463	Sylhet RWH	Kamalganj	23,000	11,063	2.1	18,210	8,503	2.1	90	22	4.1	1,995	839	2.4	120	29	4.1
464	Sylhet RWH	Kanaighat	67,248	26,702	2.5	3,762	13,350	0.3	67	6	11.2	5,609	2,514	2.2	160	36	4.4
465	Sylhet RWH	Kulaura	32,944	10,084	3.3	14,710	9,750	1.5	17	5	3.4	4,870	2,153	2.3	100	32	3.1
466	Sylhet RWH	Lakhai	16,692	5,811	2.9	15,195	6,533	2.3	48	4	12.0	927	408	2.3	80	76	1.1
467	Sylhet RWH	Madhabpur	28,700	8,499	3.4	4,840	13,758	0.4	28	4	7.0	2,411	758	3.2	205	43	4.8
468	Sylhet RWH	Maulvibazar Sadar	27,636	9,426	2.9	18,000	8,453	2.1	123	46	2.7	2,000	820	2.4	180	29	6.2
469	Sylhet RWH	Nabiganj	13,100	7,255	1.8	7,665	9,576	0.8	60	7	8.6	1,202	417	2.9	150	44	3.4
470	Sylhet RWH	Rajnagar	19,500	8,614	2.3	16,235	9,247	1.8	77	7	11.0	1,988	1,115	1.8	150	54	2.8
471	Sylhet RWH	Sreemangal	28,800	11,287	2.6	1,920	10,621	0.2	72	24	3.0	1,768	1,135	1.6	0	46	0.0
472	Sylhet RWH	Sulla	22,800	7,428	3.1	1,425	5,579	0.3	39	2	19.5	1,115	375	3.0	110	27	4.1
473	Sylhet RWH	Sunamganj Sadar	28,092	10,576	2.7	899	7,330	0.1	87	16	5.4	2,444	1,004	2.4	237	56	4.2
474	Sylhet RWH	Sylhet Sadar	114,720	56,609	2.0	47,470	23,024	2.1	226	70	3.2	22,195	9,392	2.4	405	122	3.3
475	Sylhet RWH	Tahirpur	39,512	14,860	2.7	0	9,750	0.0	19	5	3.8	1,813	717	2.5	10	45	0.2

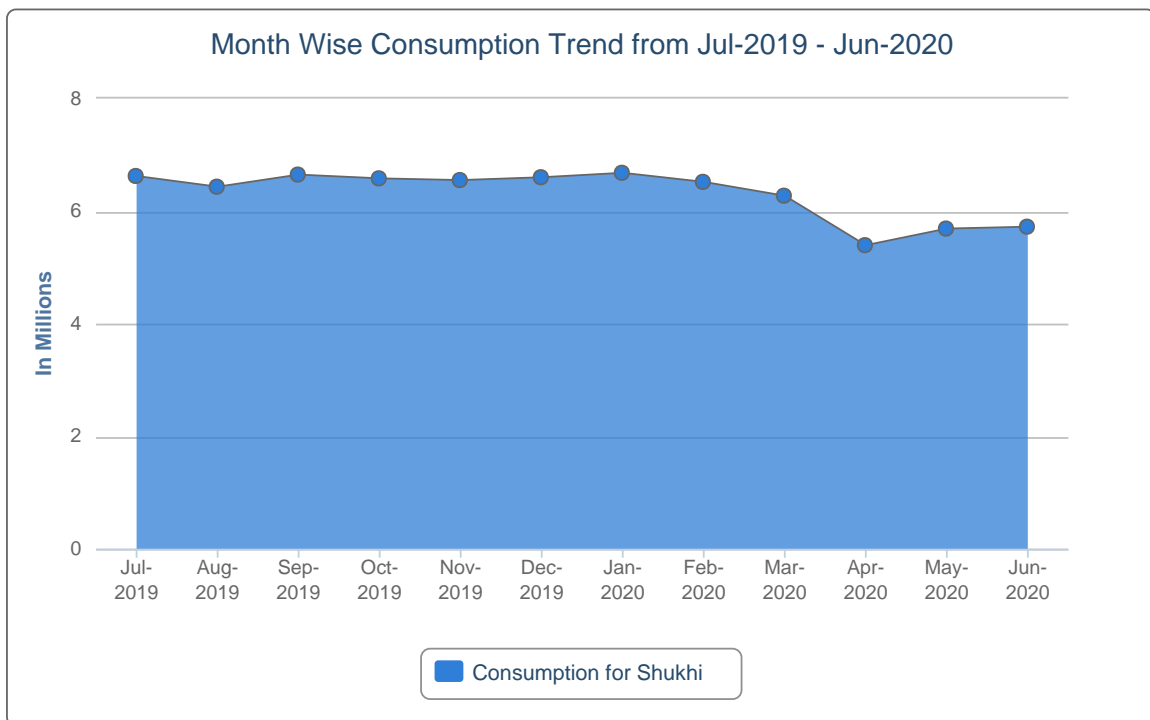
SL	Warehouse Name	Upazila Name	Condom			Shukhi			IUD			Injectables			Implant		
			CBL	AMD	MOS	CBL	AMD	MOS	CBL	AMD	MOS	CBL	AMD	MOS	CBL	AMD	MOS
476	Sylhet RWH	Zakiganj	45,692	20,691	2.2	19,251	8,282	2.3	28	5	5.6	2,298	1,084	2.1	260	94	2.8
477	Tangail RWH	Basail	54,832	19,779	2.8	18,755	10,577	1.8	380	18	21.1	9,755	1,036	9.4	200	67	3.0
478	Tangail RWH	Bhuapur	31,200	20,760	1.5	32,598	17,119	1.9	493	19	25.9	1,240	1,500	0.8	100	53	1.9
479	Tangail RWH	Chauhali	19,620	13,117	1.5	33,860	6,967	4.9	140	11	12.7	3,245	1,150	2.8	401	30	13.4
480	Tangail RWH	Delduar	62,700	18,490	3.4	16,797	15,215	1.1	350	18	19.4	12,950	1,039	12.5	150	36	4.2
481	Tangail RWH	Ghatail	71,400	35,301	2.0	90	37,519	0.0	158	14	11.3	8,655	3,026	2.9	200	76	2.6
482	Tangail RWH	Gopalpur	98,974	16,188	6.1	33,120	13,699	2.4	240	21	11.4	11,017	1,390	7.9	600	47	12.8
483	Tangail RWH	Kalihati	76,900	23,436	3.3	0	24,518	0.0	272	43	6.3	11,600	2,995	3.9	310	63	4.9
484	Tangail RWH	Madhupur	121,500	21,811	5.6	285	25,474	0.0	511	18	28.4	13,188	2,521	5.2	600	74	8.1
485	Tangail RWH	Mirzapur	55,028	24,651	2.2	2,130	22,432	0.1	410	17	24.1	11,001	1,010	10.9	500	33	15.2
486	Tangail RWH	Nagarpur	79,932	27,296	2.9	0	19,313	0.0	180	55	3.3	5,873	1,906	3.1	0	65	0.0
487	Tangail RWH	Sakhipur	87,500	21,711	4.0	720	22,293	0.0	200	16	12.5	2,010	915	2.2	600	19	31.6
488	Tangail RWH	Tangail Sadar	27,000	38,831	0.7	41,550	22,181	1.9	315	15	21.0	12,524	2,620	4.8	200	86	2.3

7. Month-wise Consumption Trend

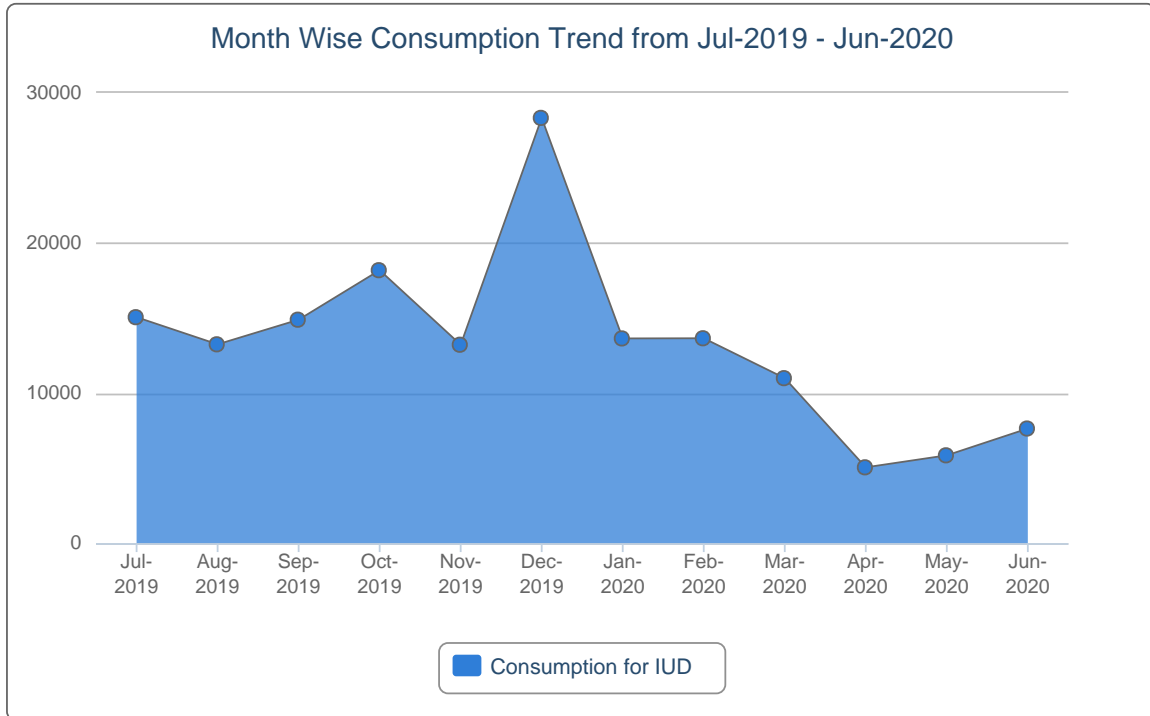
7(a).



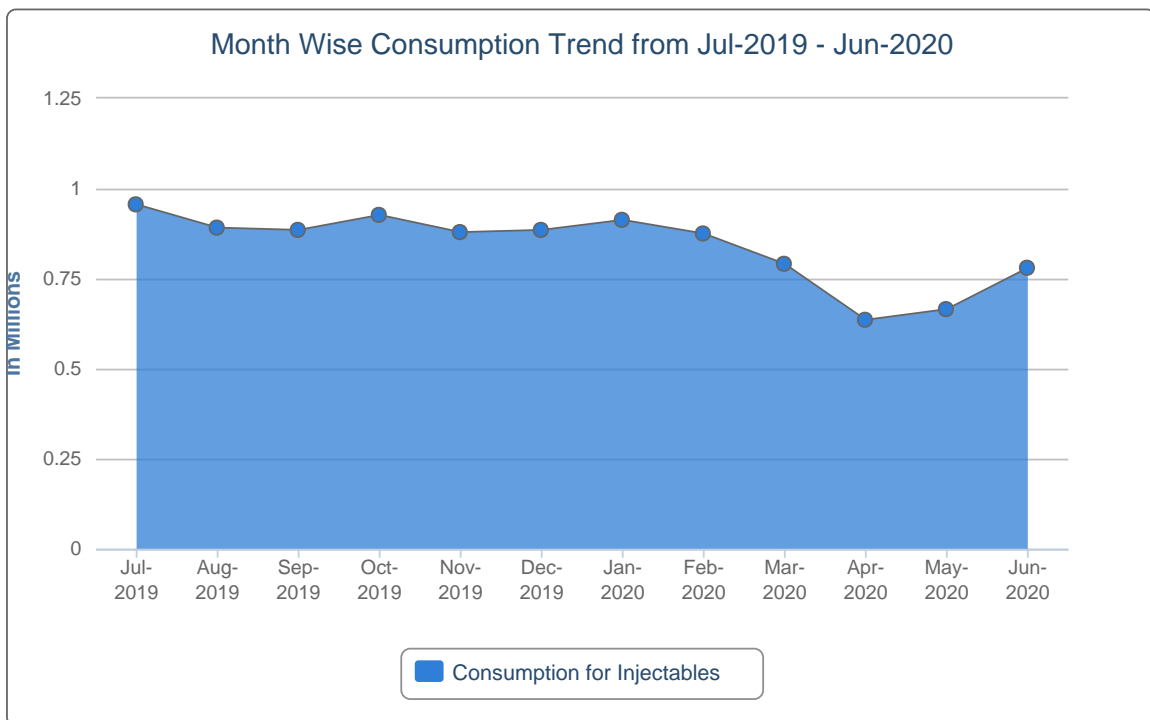
7(b).



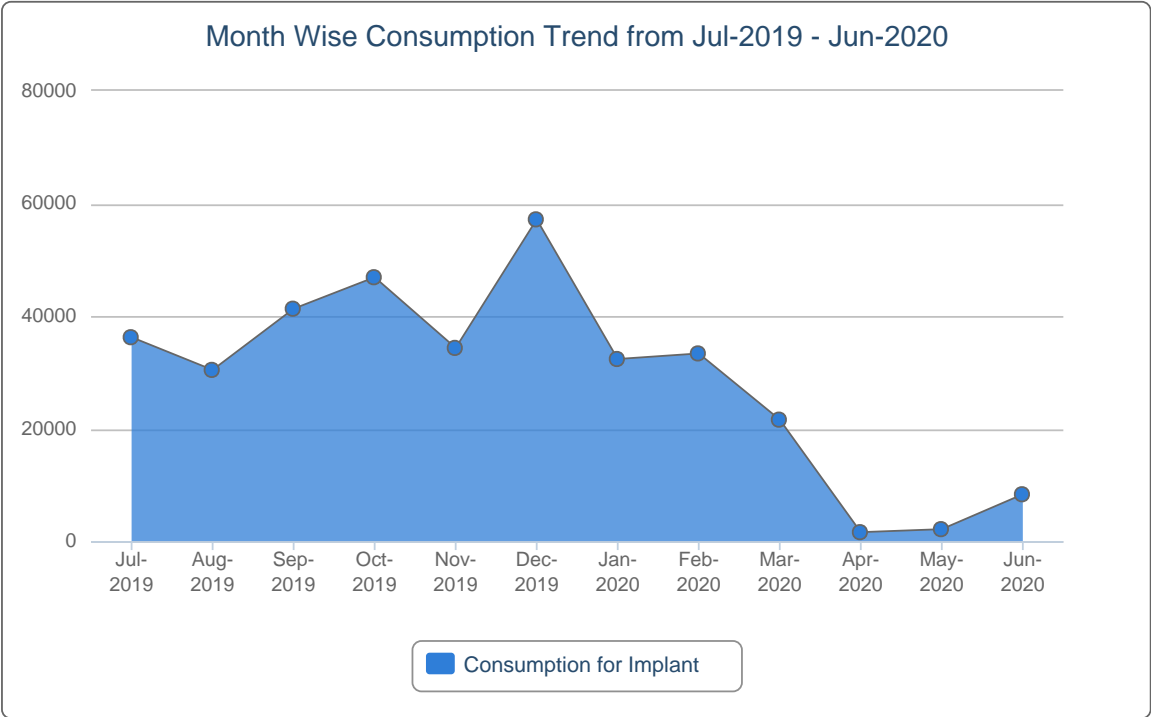
7(c).



7(d).



7(e).



8. Report on Upazila and Warehouse Having Stock Out in last month

SL	Products Name	No of Stockout WH	% of Stockout WH	No of Stockout Upazila Store	% of Stockout Upazila Store	No of Stockout Upazila Field	% of Stockout Upazila Field
1	Condom	0	0%	0	0%	0	0%
2	Shukhi (2nd Gen)	1	5%	17	3%	0	0%
3	IUD	0	0%	0	0%	0	0%
4	Injectables	0	0%	0	0%	0	0%
5	Implant (Total)	0	0%	-	-	0	0%

List of Stock Out Warehouses

SL	Commodity	Warehouse	Phone
1	Shukhi (2nd Gen)	Sylhet RWH	0821-713246

List of StockOut Upazilas

SL	Commodity	Warehouse	District	Upazila	Phone
1	Shukhi (2nd Gen)	Dhaka CWH	Dhaka	Nawabganj, Dhaka	01720078857
2	Shukhi (2nd Gen)	Dhaka CWH	Munshiganj	Serajdikhan, Munshiganj	01921097711
3	Shukhi (2nd Gen)	Dhaka CWH	Narsingdi	Palash, Narsingdi	01712078301
4	Shukhi (2nd Gen)	Jashore RWH	Magura	Mohammadpur, Magura	01712801037
5	Shukhi (2nd Gen)	Mymensingh RWH	Mymensingh	Gauripur, Mymensingh	01715922396
6	Shukhi (2nd Gen)	Mymensingh RWH	Mymensingh	Nandail, Mymensingh	01712003880
7	Shukhi (2nd Gen)	Rajshahi RWH	Rajshahi	Puthia, Rajshahi	01712164824
8	Shukhi (2nd Gen)	Rangpur RWH	Gaibandha	Fulchhari, Gaibandha	01779960268
9	Shukhi (2nd Gen)	Rangpur RWH	Gaibandha	Sadullapur, Gaibandha	01713712587
10	Shukhi (2nd Gen)	Rangpur RWH	Lalmonirhat	Patgram, Lalmonirhat	01714524005
11	Shukhi (2nd Gen)	Rangpur RWH	Rangpur	Rangpur Sadar, Rangpur	01712700941
12	Shukhi (2nd Gen)	Sylhet RWH	Habiganj	Ajmiriganj, Habiganj	01716810270
13	Shukhi (2nd Gen)	Sylhet RWH	Maulvibazar	Barlekha, Maulvibazar	01712247825
14	Shukhi (2nd Gen)	Sylhet RWH	Sunamganj	Dowarabazar, Sunamganj	01737758625
15	Shukhi (2nd Gen)	Sylhet RWH	Sunamganj	Tahirpur, Sunamganj	01716465602
16	Shukhi (2nd Gen)	Tangail RWH	Tangail	Kalihati, Tangail	01824495476

17	Shukhi (2nd Gen)	Tangail RWH	Tangail	Nagarpur, Tangail	01710543024
----	------------------	-------------	---------	-------------------	-------------

“ছেলে হোক, মেয়ে হোক,
দু’টি সন্তানই যথেষ্ট”

Management Information System (MIS)
Directorate General of Family Planning (DGFP)
6, Kawran Bazar, Dhaka- 1215
Email: dirmis@dgfp.gov.bd, dirls@dgfp.gov.bd
www.dgfp.gov.bd, www.scmpbd.org

If you need more information, please visit at <https://www.scmpbd.org>