

FAMILY PLANNING MONTHLY LOGISTICS REPORT

November 2017



**Management Information System (MIS)
Directorate General of Family Planning (DGFP)**

6, Kawran Bazar, Dhaka1215

Email: dirmisfp@gmail.com, dirlsdgfp@gmail.com

www.dgfpmis.org, www.dgfplmis.org

Government of the People's Republic of Bangladesh
Directorate General of Family Planning
Management Information System (MIS)
6, Kawran Bazar, Dhaka- 1215
www.dgfp.gov.bd


Memo No. DGFP/MIS/09(Report)/04/2017/22

Date: 08 January, 2018.

Sub: **Family Planning Monthly Logistics Report for the Month of November' 2017.**

Family Planning Monthly Logistics Report for the Month of November' 2017 is sent herewith for your kind information & necessary action. This report is prepared on the basis of Form-7 submitted by Warehouses and Form-7B submitted by Upazila Family Planning Offices by using WIMS & UIMS operational tools. It provides useful information on monthly distribution and stock balance of all the major contraceptives & DDS Kits of Warehouse/Upazila Stores. A summary of important events happened during reporting month included in this report. For more information you are requested to visit at www.scmpbd.org web site.

Comments and suggestions for improvement of this report will be highly appreciated.


08.01.2018
(Suleman Khan)

Joint Secretary (ME&FW Division)
and
Director & Line Director (MIS)
Phone: 9146262
Mail: dirmisfp@gmail.com

Memo No. - DGFP/MIS/09(Report)/04/2017/22/1(202)

Date: 08 January, 2018.

Copy of the report forwarded to:

1. Secretary, Medical Education & Family Welfare Division (ME&FW Division), Bangladesh Secretariat, Dhaka.
2. Additional Secretary (Admin), (ME&FW Division), Bangladesh Secretariat, Dhaka.
3. Joint Secretary (Development), (ME&FW Division), Bangladesh Secretariat, Dhaka.
4. Joint Chief (Planning), Health Service Division, Bangladesh Secretariat, Dhaka
5. Joint Chief (Population & Planning wing), Planning commission, Sher-e-Bangla Nagar, Dhaka.
6. Joint Chief (Planning), Program Management and Monitoring Unit (PMMU), Azimpur, Dhaka-1205.
7. Deputy Chief (Planning), (ME&FW Division), Bangladesh Secretariat, Dhaka.
8. P.S. to the Honorable Minister, Ministry of Health and Family Welfare, Bangladesh Secretariat, Dhaka, for kind information of the Honorable Minister.
9. P.S. to the Honorable State Minister, Ministry of Health and Family Welfare, Bangladesh Secretariat, Dhaka, for kind information of the Honorable State Minister.
10. Director Administration, Directorate General of Family Planning, 6 Kawran Bazar, Dhaka 1215.

11. Director Logistics & Supply and Line Director (Procurement, Storage & Supply Management), Directorate General of Family Planning, 6 Kawran Bazar, Dhaka 1215.
12. Director Finance & Line Director (Family Planning Field Service Delivery), Directorate General of Family Planning, 6 Kawran Bazar, Dhaka 1215.
13. Director (IEM) & Line Director (Information, Education and Communication), Directorate General of Family Planning, 6 Kawran Bazar, Dhaka 1215.
14. Director Planning & Line Director (Planning Monitoring and Evaluation), Directorate General of Family Planning, 6 Kawran Bazar, Dhaka 1215.
15. Line Director (Maternal, Child, Reproductive and Adolescent Health), Directorate General of Family Planning, 6 Kawran Bazar, Dhaka 1215.
16. Line Director (Clinical Contraception Services Delivery Program), Directorate General of Family Planning, 6 Kawran Bazar, Dhaka 1215.
17. Divisional Director, Family Planning, Dhaka / Chittagong / Rajshahi / Khulna / Sylhet / Barisal/ Rangpur Division.
18. Deputy Chief (FW)/ (Health), Ministry of Health & Family Welfare, Bangladesh Secretariat, Dhaka.
19. Additional Director (Drugs and Stores), Directorate General of Family Planning, Central Warehouse, Mohakhali, Dhaka.
20. Deputy Director, Family Planning, ----- District (You are requested to take appropriate measures to ensure timely online submission of Form 7B report from upazilas.
21. Supply Officer, Family Planning, ----- CWH/RWHs.
22. Country Project Director, SIAPS/MSH, House: 3, Road: No. 23B, Gulshan-1, Dhaka-1212.
23. Country Director, the World Bank, E-32, Agargaon, Sher-e-Banala Nagar, Dhaka-1207.
24. Team Leader, Population & Health Team, USAID, Madani Avenue, Baridhara, Dhaka.
25. Country Representative, UNFPA, IDB Bhaban, Agargaon, Sher-E-Bangla Nagar, Dhaka.
26. Managing Director, SMC, SMC Tower, 33 Banani C/A, Dhaka-1213.
27. Documentation Center, IEM Unit, Directorate General of Family Planning, 6 Kawran Bazar, Dhaka.
28. PA to Director General, Directorate General of Family Planning, 6, Kawran Bazar, Dhaka 1215.
29. Office copy, MIS, DGFP, 6 Kawran Bazar, Dhaka -1215.
30. Concerned Organization/Person.

Ajoy Ratan Barua
03.01.2013

(Ajoy Ratan Barua)
Deputy Director (MIS)

Table Of Contents

	Page
1. DGFP Stock Status Report	1-2
2. National Receipts Quantity by Product by Month	3
3. National Level Contraceptive Summary Report	4
4. Stock Status Report at Different Levels	5
5. Contraceptive Stock Status by Product at Upazila Store and Field	6-10
6. Contraceptive Stock Status by Product at Regional Warehouses/Upazila	11-31
7. Month-wise Consumption Trend	32-34
8. Report on Upazila and Warehouse Having Stock Out in last month	35

1. DGFP Stock Status Report

Year →	2018												2019												2020					
	Month →												Month →												Month →					
	12	1	2	3	4	5	6	7	8	9	10	11	12	1	2	3	4	5	6	7	8	9	10	11	12	1	2	3	4	5
Min.-Max. →	Min												Max																	
Product ↓	CS-36.06m : 3.4 mo						2017-18: 39.38m= 3.6mon																							
Condom																														
*AMC = 10.71m	2017-18: GoB (Rev):39.38m																													
	CS (34.27m) : 4.4 mon																													
Pill													2017-18: 80m= 10 months																	
*AMC = 7.78m	2017-18: RPA:55m; GoB (Rev):25m																													
IUD													2017-18: 0.45m= 28 months																	
*AMC = 17,252	2017-18: RPA- 0.45m																													
Injectables													2017-18: 9m= 10months																	
*AMC = 0.947m	2017-18 : GoB (Rev) : 8m; RPA : 9 m																													
	CS (0.11m) - 3.5mon																													
Implant													2017-18: 0.6m= 18months																	
*AMC = 33,571	2017-18 : GoB(Dev)-0.4; RPA: 0.2m																													
																		Legend:												
																		Current Stock												
																		To be received												
																		Planned for FY 2017-18												
																		AMC = Average Monthly Consumption												
																		BER = Bid Evaluation Report												
																		CCGP = Cabinet Committee on Govt Purchase												
																		CS = Current Stock												
																		NOA = Notification of Award												
																		NO = No Objection												
																		TEC = Tender Evaluation Committee												
																		ICB = International Competitive Bidding												
																		NCT = National Competitive Tendering												
<p>*AMC is calculated based on past 6-months consumption</p> <p>Data Sources: DGFP/L&S unit, DGFP LMIS web site - https://scmpbd.org/</p> <p>Central Warehouse WIMS data and Approved DGFP Procurement Plan</p>																														
Page 1																														

DGFP STOCK STATUS REPORT

Updated 08 July 2014

CONDOM - Current national stock 269.8 m and this stock can be used up to March 2016. FY 2012-13 GoB (Revenue) 150m: 148.5m received as of 30 June 2014 & awaiting receipts of 1.5 m. FY 2013-14 GoB (Revenue) 50m: Commodity received in full.

PILL - Current national stock of pill is 169.5 m cycles which will go up to February 2016. FY 2012-13 Pool fund 150m: 138.4 m received as of 30 June 2014 & awaiting receipts of 11.6m. 2013-14 (Pool fund) 50m: Contract Signed for 8m on 13 May 2014 & for 42m on 12 June 2014.

IUD - Current national stock is 0.703 m pcs and this stock can be used up to September 2016. FY 2013-14 (Pool fund) -0.4m- Contract signed on 05 March 2014.

INJECTABLES - Current stock of 12.4m can be used up to May 2015. 2012-13 GoB development 2.0m: Commodity received in full. GoB revenue 2.3m: Commodity received in full. 2012-13 Pool fund 9.9m: Commodity received in full. 2013-14 (Pool fund) -12m- Contract signed 05 June 2014.

IMPLANT - Current stock is 0.926m and this can be used up to October 2016. 2012-13 Pool fund (0.245m single rod) - Commodity received in full. 2012-13 GoB- Development (0.107m single rod) - Commodity received in full.

DDS KITS - Current national stock is 0.099m which can be used up to September 2014. 2012-13 GoB- developments (0.015m) - Commodity received in full. 2012-13 Pool fund (0.060m) - Commodity received in full. 2013-14: GoB (Dev.) -0.010m: Commodity received in full. 2013-14 (Pool fund) -0.065m- Commodity received in full.

You can also download the previous reports from <http://dgfplmis.org/>

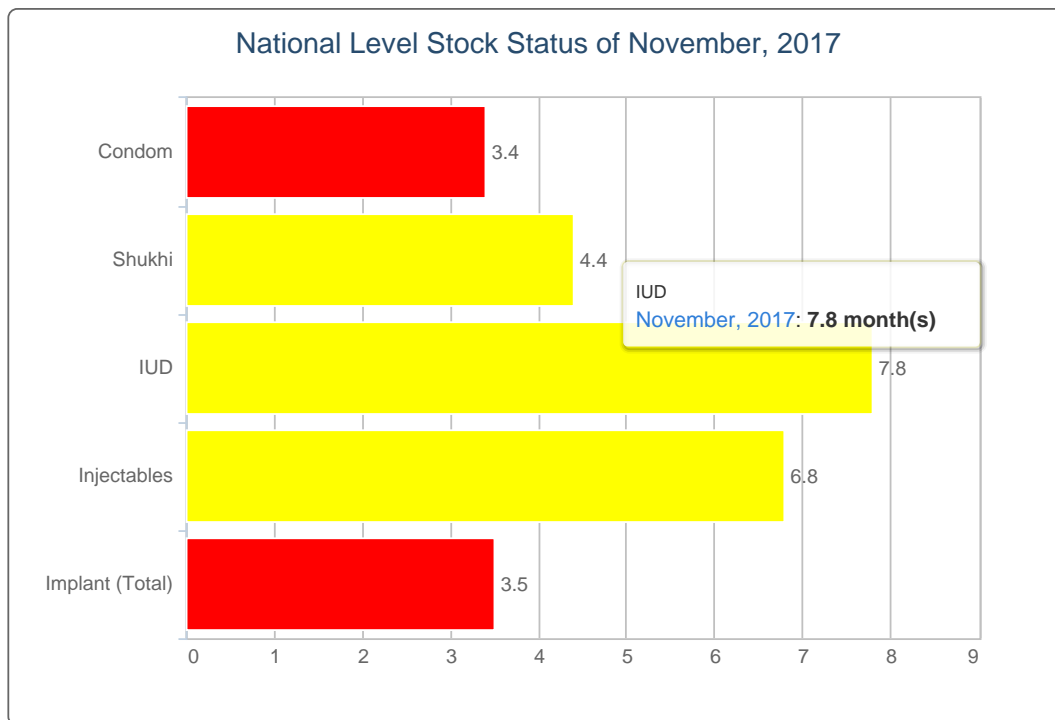
2. National Receipts Quantity by Product by Month

Contraceptive Received Report

Month: November, 2017

Item	Supplier	Receiver	Date Receipts	Qty
IUD	MARIE STOPES CLINIC	Dhaka CWH	30/11/17	65,000
Total				65,000
Injectables	Popular Pharmaceuticals Ltd.	Dhaka CWH	30/11/17	1,000,000
	TECHNO DRUGS Ltd	Dhaka CWH	30/11/17	3,000,000
Total				4,000,000

3. National Level Contraceptive Summary Report

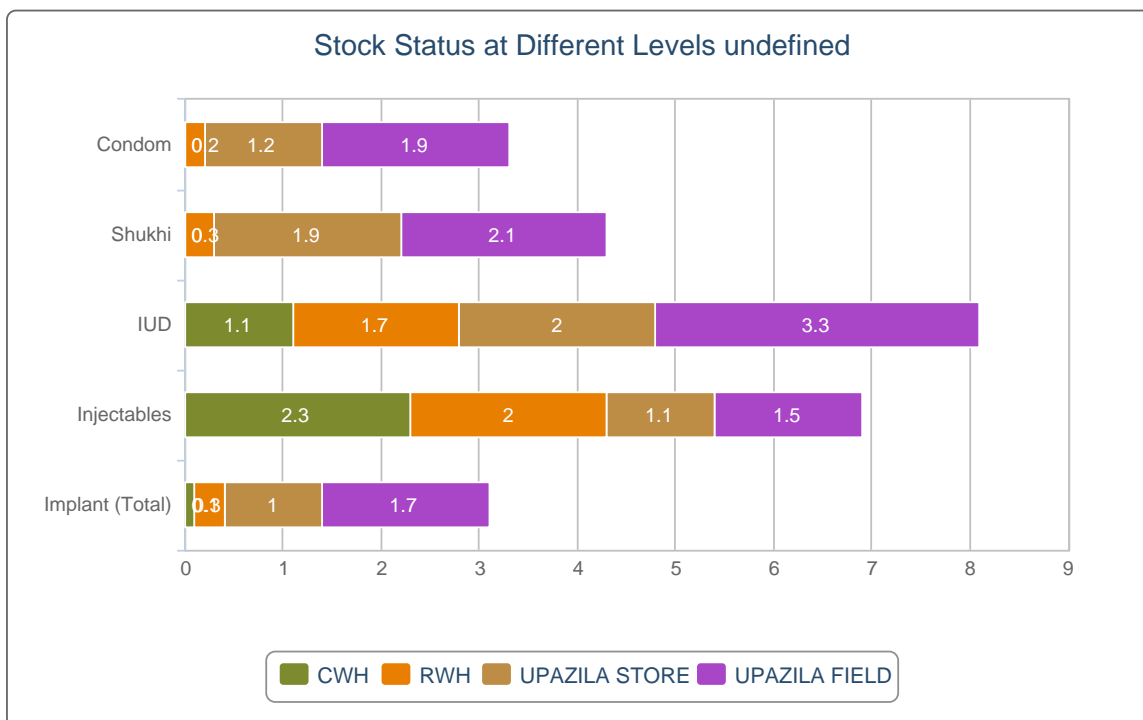


■ MOS less than 4.0
 ■ MOS 4.0 - 7.9
 ■ MOS 8.0 and above
 MOS = Month of Stock

National Level Stock Status of November, 2017

SL	Name of Products	Reported Consumption	Reported Closing Balance	Average Monthly Consumption	MOS
1	Condom	10,787,878	36,058,847	10,716,109	3.4
2	Shukhi	7,846,906	34,272,260	7,787,414	4.4
3	IUD	16,521	134,851	17,252	7.8
4	Injectables	943,279	6,466,132	947,080	6.8
5	Implant (Total)	39,418	118,067	33,571	3.5

4. Stock Status Report at Different Levels

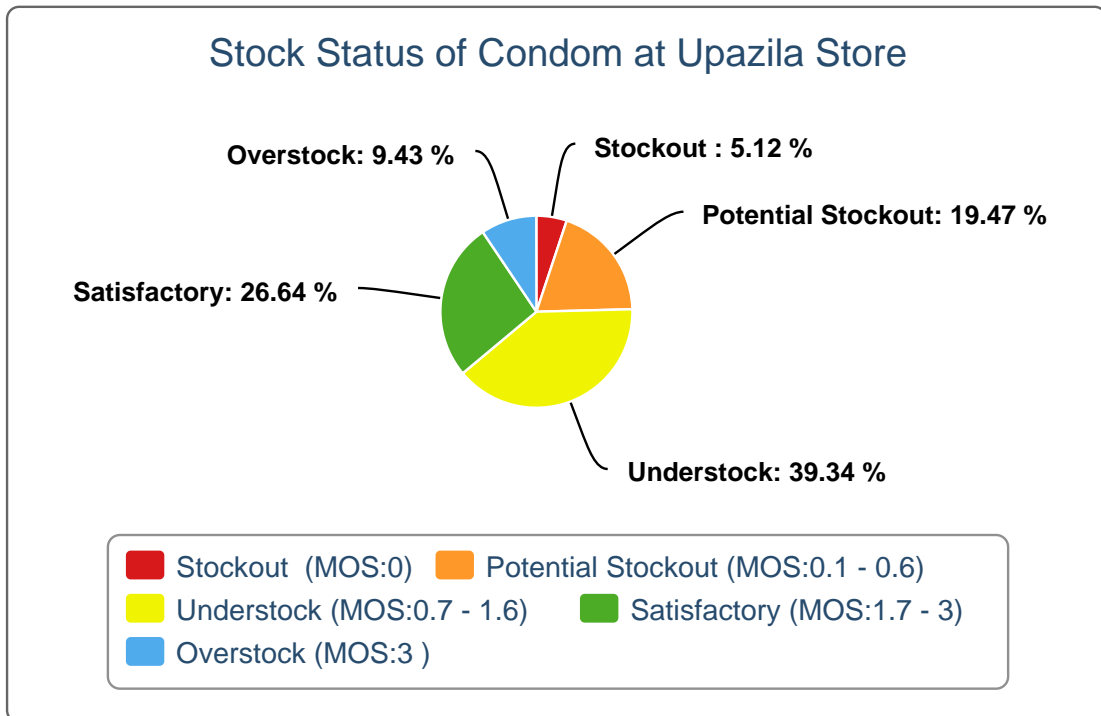


Stock Status at Different Levels November, 2017

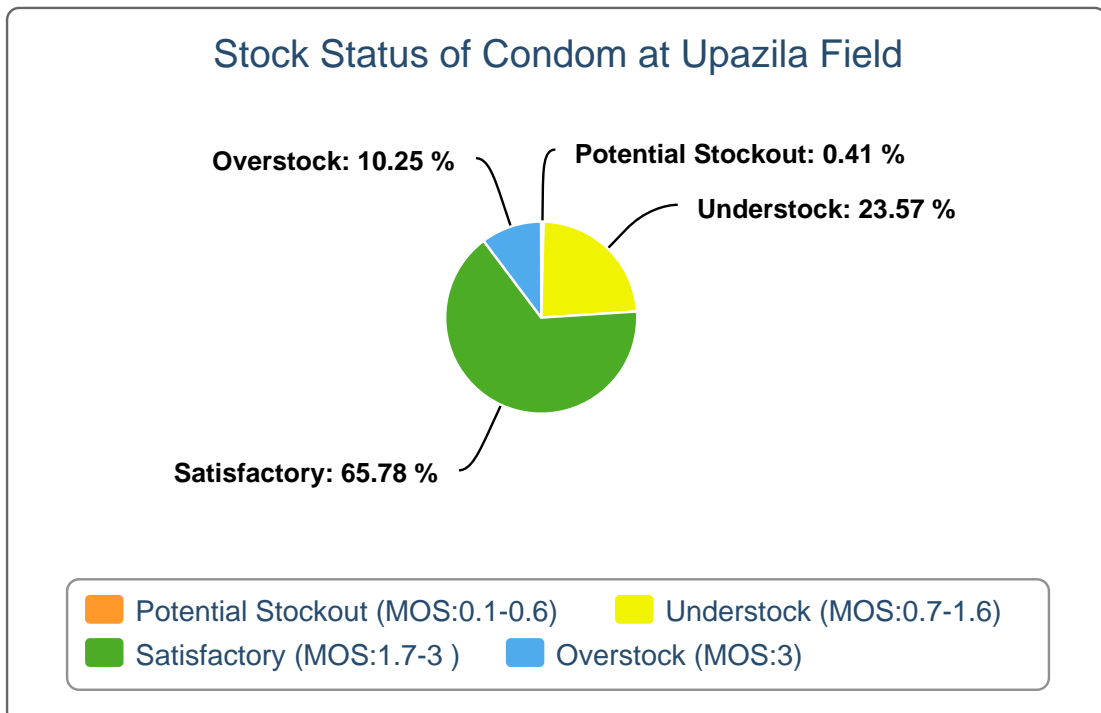
Products	Avg. Consump. of Last 6 Months	CWH Level	MOS	RWH Level	MOS	Upazila Level	MOS	Field Level	MOS	National Level	MOS
Condom	10,716,109	259,200	0	2,382,400	0.2	12,871,087	1.2	20,546,160	1.9	36,058,847	3.4
Shukhi	7,787,414	36,000	0	2,244,400	0.3	15,139,944	1.9	16,851,916	2.2	34,272,260	4.4
IUD	17,252	18,550	1.1	28,004	1.6	33,430	1.9	54,867	3.2	134,851	7.8
Injectables	947,080	2,122,500	2.2	1,867,000	2	1,071,519	1.1	1,405,113	1.5	6,466,132	6.8
Implant (Total)	33,571	2,380	0.1	11,757	0.4	38,326	1.1	65,604	2	118,067	3.5

5. Contraceptive Stock Status by Product at Upazila Store and Field

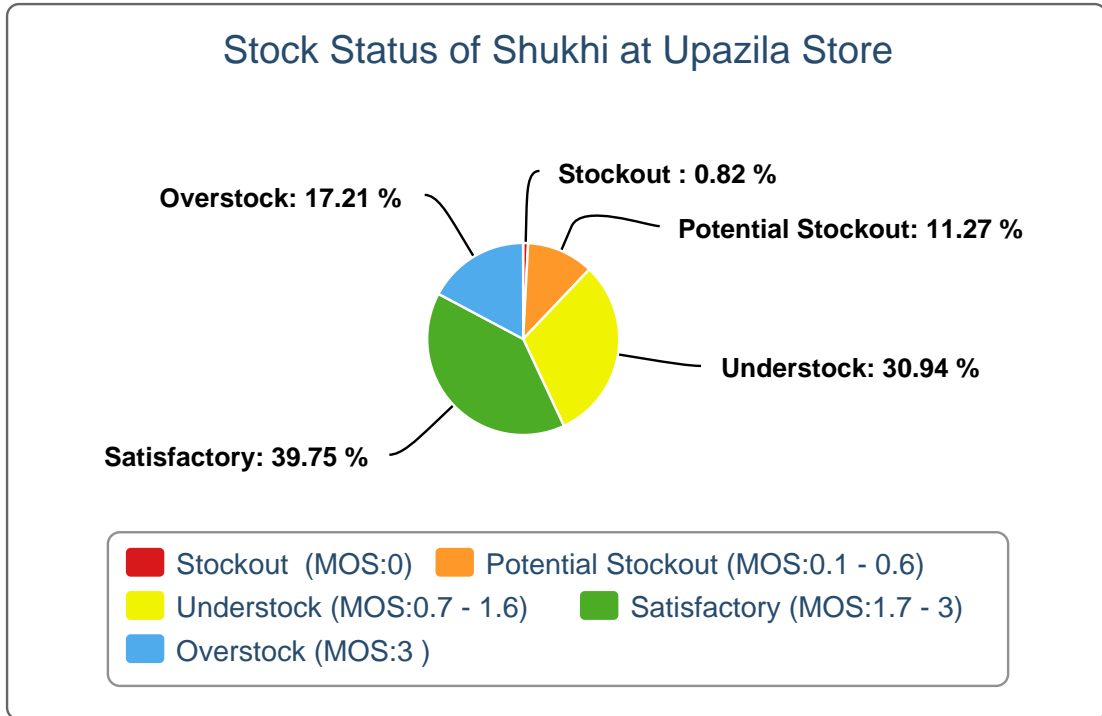
5(a).



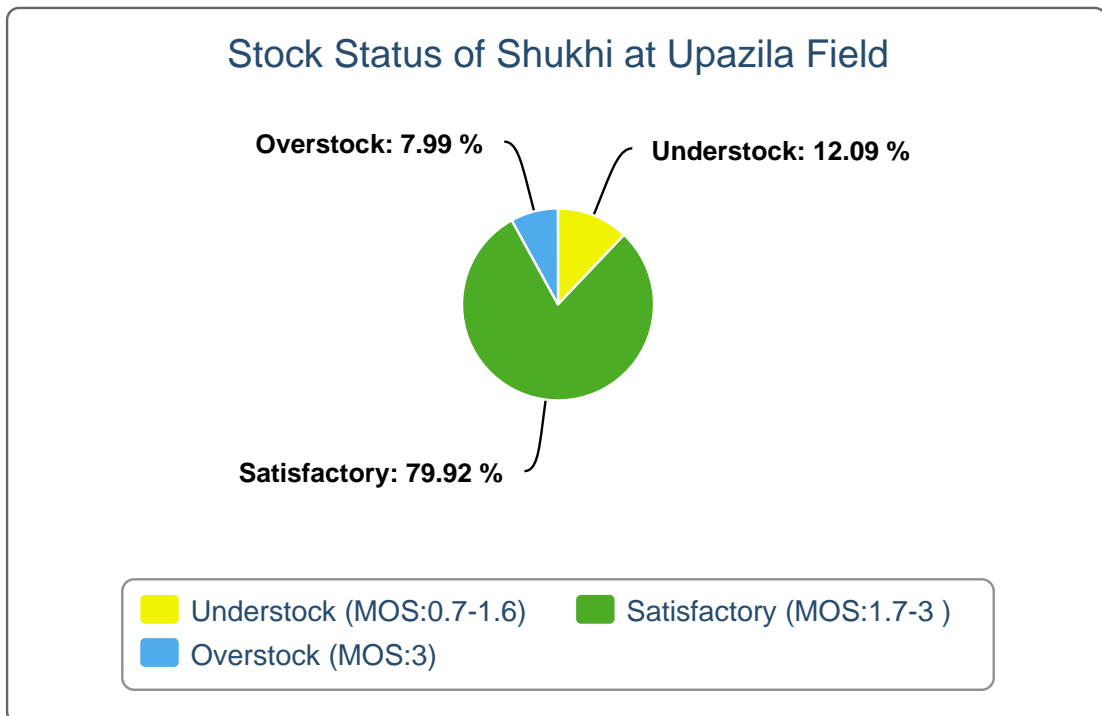
5(b).



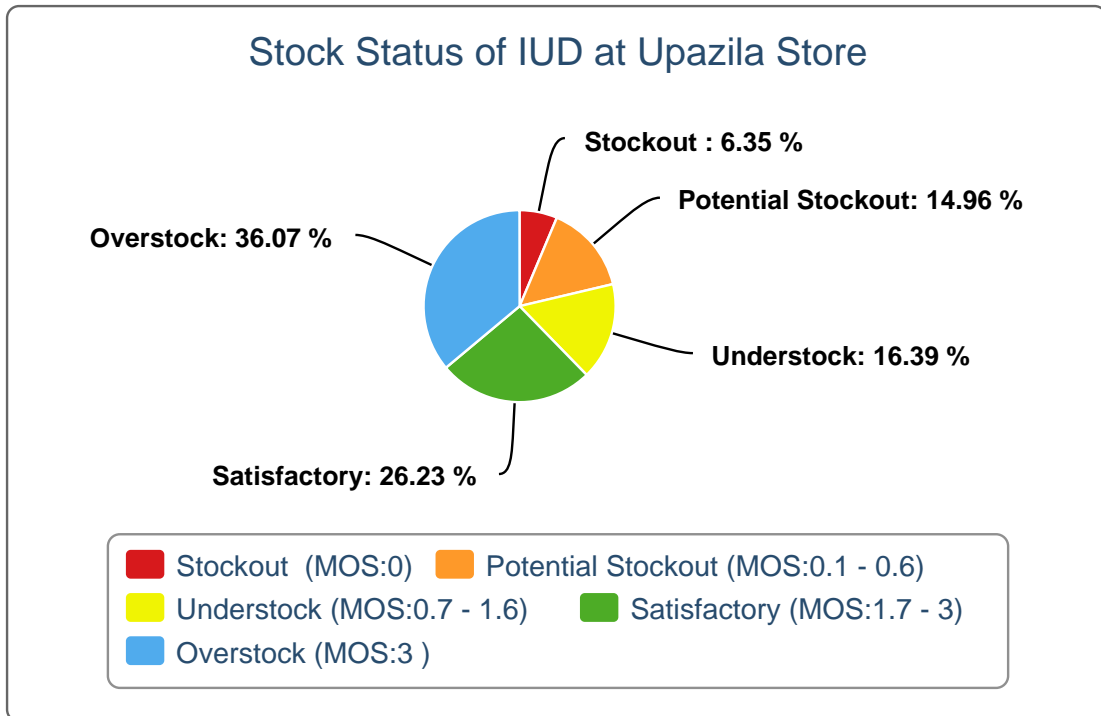
5(c).



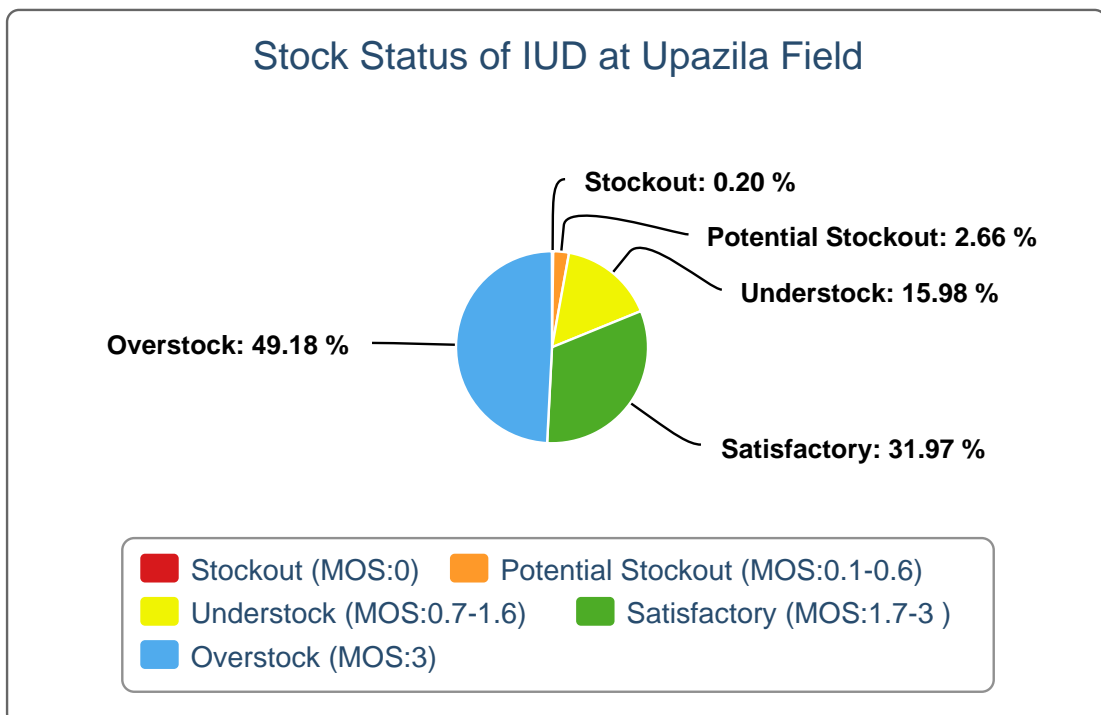
5(d).



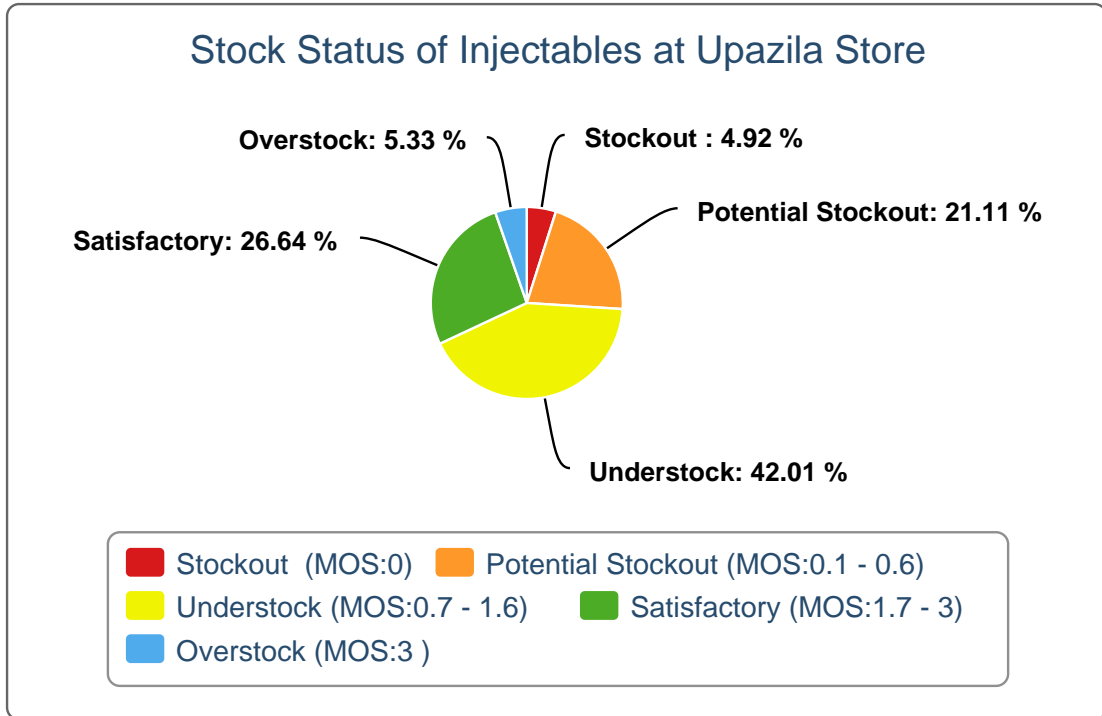
5(e).



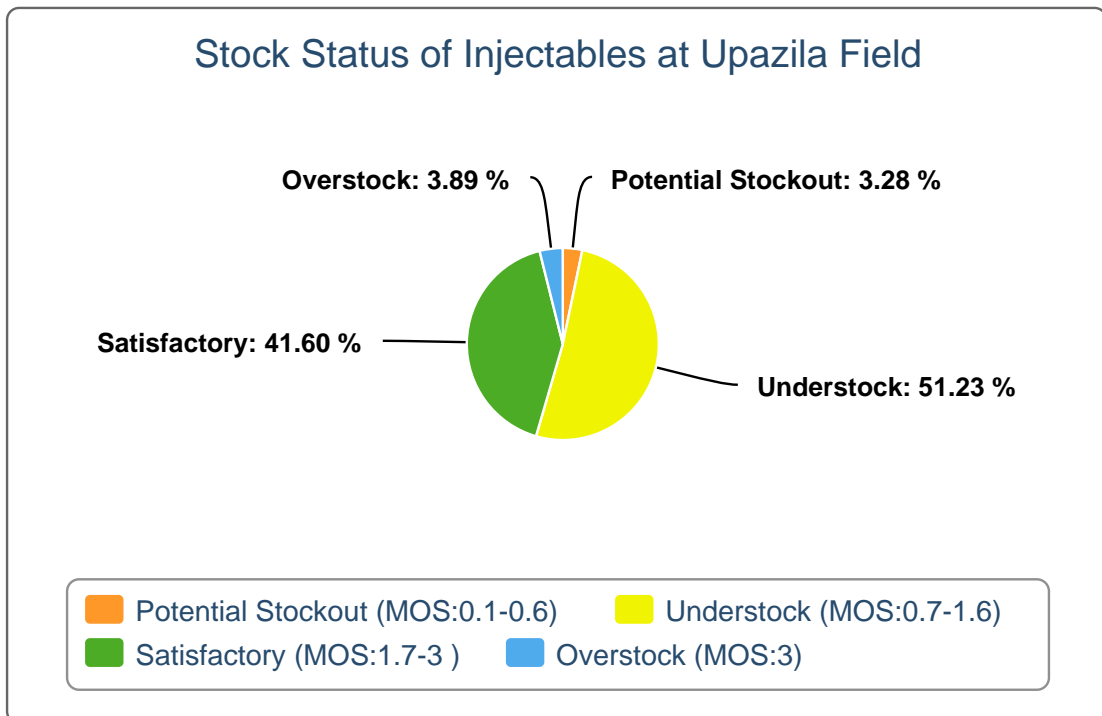
5(f).



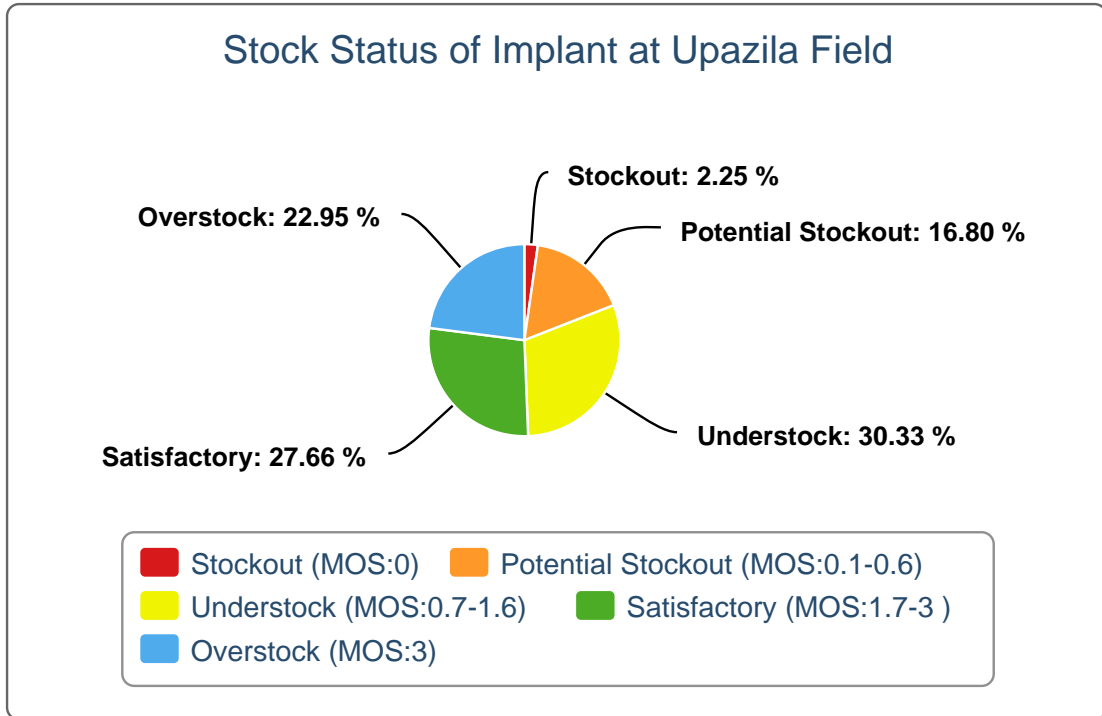
5(g).



5(h).



5(i).



6(a). Contraceptive Stock Status by Product at Regional Warehouses

SL	WH Name	Condom			Shukhi			IUD			Injectables			Implant		
		CBL	AMD	MOS	CBL	AMD	MOS	CBL	AMD	MOS	CBL	AMD	MOS	CBL	AMD	MOS
1	Bandarbon RWH	82,800	29,606	2.8	102,240	22,226	4.6	400	101	4.0	1,000	3,319	0.3	72	218	0.3
2	Bhola RWH	42,000	136,585	0.3	17,280	93,767	0.2	800	340	2.4	93,000	37,929	2.5	1,476	512	2.9
3	Bogra RWH	0	550,762	0.0	291,600	434,184	0.7	425	830	0.5	81,500	34,546	2.4	0	2,711	0.0
4	Chittagong RWH	32,400	562,389	0.1	633,760	375,983	1.7	1,025	1,252	0.8	200	58,054	0.0	228	2,108	0.1
5	Comilla RWH	21,000	780,667	0.0	298,080	415,310	0.7	3,510	1,439	2.4	198,000	68,923	2.9	2,246	1,938	1.2
6	Dhaka CWH	259,200	1,633,425	0.2	36,000	948,593	0.0	18,550	2,525	7.3	2,122,500	113,074	18.8	2,380	3,292	0.7
7	Dinajpur RWH	0	206,689	0.0	80,640	337,840	0.2	1,250	542	2.3	99,000	39,108	2.5	936	2,432	0.4
8	Faridpur RWH	216,000	702,037	0.3	7,200	479,838	0.0	1,750	1,268	1.4	144,200	47,093	3.1	0	2,121	0.0
9	Jamalpur RWH	108,000	365,603	0.3	50,400	271,962	0.2	1,530	494	3.1	105,900	33,526	3.2	162	1,208	0.1
10	Jessore RWH	230,400	505,885	0.5	5,760	344,995	0.0	2,150	743	2.9	140,600	49,165	2.9	144	1,389	0.1
11	Khulna RWH	868,000	740,822	1.2	2,880	456,703	0.0	1,650	935	1.8	111,000	45,377	2.4	546	1,536	0.4
12	Kushtia RWH	100,800	345,740	0.3	50,400	182,479	0.3	784	237	3.3	89,800	35,523	2.5	25	531	0.0
13	Mymensingh RWH	111,600	744,626	0.1	70,560	794,000	0.1	2,550	896	2.8	170,000	53,655	3.2	2,412	2,540	0.9
14	Noakhali RWH	31,200	349,702	0.1	96,480	210,051	0.5	560	698	0.8	101,000	39,458	2.6	300	1,325	0.2
15	Pabna RWH	3,600	533,738	0.0	17,280	372,960	0.0	500	1,129	0.4	15,000	46,616	0.3	150	1,060	0.1
16	Patuakhali RWH	363,000	122,044	3.0	184,320	152,739	1.2	700	417	1.7	58,800	24,897	2.4	864	1,015	0.9
17	Rajshahi RWH	0	687,095	0.0	141,120	324,093	0.4	1,020	550	1.9	100,000	38,435	2.6	1,100	1,385	0.8
18	Rangamati RWH	75,600	57,109	1.3	84,960	38,365	2.2	200	87	2.3	7,000	3,501	2.0	338	281	1.2
19	Rangpur RWH	0	578,195	0.0	0	800,922	0.0	3,950	1,512	2.6	150,000	99,401	1.5	500	3,364	0.1
20	Sylhet RWH	39,000	731,476	0.1	95,040	427,085	0.2	1,950	762	2.6	133,000	48,363	2.8	158	1,698	0.1
21	Tangail RWH	57,000	351,914	0.2	14,400	303,319	0.0	1,300	495	2.6	68,000	27,117	2.5	100	907	0.1

6(b). Contraceptive Stock Status by Product at Upazila

SL	Warehouse Name	Upazila Name	Condom			Shukhi			IUD			Injectables			Implant		
			CBL	AMD	MOS	CBL	AMD	MOS	CBL	AMD	MOS	CBL	AMD	MOS	CBL	AMD	MOS
1	Bandarbon RWH	Alikadam	12,800	2,276	5.6	8,025	1,879	4.3	29	11	2.6	3,043	781	3.9	33	27	1.2
2	Bandarbon RWH	Bandarban Sadar	15,400	4,916	3.1	8,575	4,653	1.8	39	31	1.3	1,764	748	2.4	29	51	0.6
3	Bandarbon RWH	Lama	23,700	6,426	3.7	15,570	5,033	3.1	68	24	2.8	2,830	717	3.9	0	57	0.0
4	Bandarbon RWH	Naikhongchhari	3,500	6,912	0.5	5,055	5,753	0.9	67	9	7.4	1,437	645	2.2	62	17	3.6
5	Bandarbon RWH	Rowangchhari	15,200	1,941	7.8	10,270	1,694	6.1	28	9	3.1	1,458	202	7.2	0	27	0.0
6	Bandarbon RWH	Ruma	11,900	4,721	2.5	10,395	1,467	7.1	55	6	9.2	1,564	128	12.2	32	12	2.7
7	Bandarbon RWH	Thanchi	16,900	2,414	7.0	13,345	1,747	7.6	34	11	3.1	647	98	6.6	0	27	0.0
8	Bhola RWH	Bhola Sadar	30,200	11,956	2.5	25,935	10,930	2.4	141	58	2.4	7,150	5,097	1.4	118	169	0.7
9	Bhola RWH	Burhanuddin	12,300	5,842	2.1	17,445	9,029	1.9	88	27	3.3	3,087	2,002	1.5	216	69	3.1
10	Bhola RWH	Char Fasson	79,780	36,264	2.2	35,718	18,458	1.9	115	96	1.2	8,966	8,679	1.0	112	67	1.7
11	Bhola RWH	Daulat Khan	21,300	13,531	1.6	14,830	9,231	1.6	60	27	2.2	4,000	4,021	1.0	216	16	13.5
12	Bhola RWH	Hizla	16,300	9,743	1.7	13,117	6,167	2.1	40	18	2.2	3,652	1,645	2.2	254	27	9.4
13	Bhola RWH	Lalmohan	41,400	18,414	2.2	31,785	12,695	2.5	140	44	3.2	5,600	6,174	0.9	0	62	0.0
14	Bhola RWH	Manpura	5,752	5,715	1.0	5,838	2,938	2.0	5	12	0.4	1,861	1,755	1.1	94	27	3.5
15	Bhola RWH	Mehendiganj	30,600	16,021	1.9	20,335	11,674	1.7	56	22	2.5	5,869	3,539	1.7	216	27	8.0
16	Bhola RWH	Muladi	15,200	10,041	1.5	15,030	6,869	2.2	41	20	2.1	3,526	1,837	1.9	288	20	14.4
17	Bhola RWH	Tazumuddin	18,200	9,058	2.0	9,280	5,776	1.6	50	16	3.1	3,100	3,180	1.0	216	28	7.7
18	Bogra RWH	Adamdighi	17,100	13,202	1.3	52,740	8,477	6.2	135	28	4.8	724	509	1.4	0	54	0.0
19	Bogra RWH	Akkelpur	38,000	5,524	6.9	28,405	6,132	4.6	60	13	4.6	1,077	474	2.3	0	69	0.0
20	Bogra RWH	Atrai	800	16,548	0.0	47,870	14,040	3.4	84	14	6.0	879	546	1.6	1	75	0.0
21	Bogra RWH	Badalgachhi	26,100	15,513	1.7	39,965	14,515	2.8	118	23	5.1	7,055	1,275	5.5	0	79	0.0
22	Bogra RWH	Bogra Sadar	8,600	71,640	0.1	43,215	19,431	2.2	228	88	2.6	5,200	3,566	1.5	125	319	0.4
23	Bogra RWH	Dhamoirhat	384	7,854	0.0	140,798	10,417	13.5	162	18	9.0	13	822	0.0	344	28	12.3
24	Bogra RWH	Dhunat	18,900	27,464	0.7	55,490	19,570	2.8	45	30	1.5	4,346	2,158	2.0	0	93	0.0
25	Bogra RWH	Dhupchanchia	15,700	8,452	1.9	15,585	9,157	1.7	61	17	3.6	1,252	904	1.4	0	111	0.0

SL	Warehouse Name	Upazila Name	Condom			Shukhi			IUD			Injectables			Implant		
			CBL	AMD	MOS	CBL	AMD	MOS	CBL	AMD	MOS	CBL	AMD	MOS	CBL	AMD	MOS
26	Bogra RWH	Gabtali	2,000	30,535	0.1	158,145	19,876	8.0	62	15	4.1	5,000	2,640	1.9	0	95	0.0
27	Bogra RWH	Ghoraghat	500	6,059	0.1	78,810	7,266	10.8	65	29	2.2	5	361	0.0	0	38	0.0
28	Bogra RWH	Hakimpur	0	8,117	0.0	39,306	7,189	5.5	111	19	5.8	1,362	353	3.9	180	60	3.0
29	Bogra RWH	Joypurhat Sadar	0	21,094	0.0	64,365	15,073	4.3	300	79	3.8	0	1,422	0.0	0	163	0.0
30	Bogra RWH	Kahaloo	15,000	15,984	0.9	31,095	12,283	2.5	108	26	4.2	1,890	861	2.2	28	115	0.2
31	Bogra RWH	Kalai	104	7,354	0.0	97,695	8,974	10.9	30	16	1.9	205	633	0.3	0	50	0.0
32	Bogra RWH	Khetlal	7,200	8,163	0.9	50,655	5,567	9.1	29	6	4.8	702	259	2.7	114	35	3.3
33	Bogra RWH	Mahadebpur	44,400	16,084	2.8	62,535	19,619	3.2	103	27	3.8	48	1,206	0.0	72	219	0.3
34	Bogra RWH	Manda	24,400	24,130	1.0	84,240	37,251	2.3	20	69	0.3	1,240	1,926	0.6	442	57	7.8
35	Bogra RWH	Nandigram	6,200	9,740	0.6	50,595	14,133	3.6	43	4	10.8	1,008	333	3.0	72	45	1.6
36	Bogra RWH	Naogaon Sadar	25,000	34,887	0.7	69,060	22,380	3.1	68	42	1.6	1,712	1,636	1.0	10	68	0.1
37	Bogra RWH	Niamatpur	39,600	12,122	3.3	47,130	13,852	3.4	87	22	4.0	1,505	1,050	1.4	0	102	0.0
38	Bogra RWH	Panchbibi	200	12,160	0.0	50,685	8,669	5.8	20	30	0.7	556	574	1.0	0	127	0.0
39	Bogra RWH	Patnitala	22,026	8,973	2.5	69,467	9,216	7.5	154	22	7.0	940	511	1.8	108	70	1.5
40	Bogra RWH	Porsha	26,844	12,189	2.2	27,090	11,301	2.4	50	12	4.2	1,102	598	1.8	72	17	4.2
41	Bogra RWH	Raninagar	712	15,352	0.0	47,205	13,876	3.4	150	10	15.0	2,073	577	3.6	216	59	3.7
42	Bogra RWH	Sapahar	31,900	8,887	3.6	29,385	11,152	2.6	8	7	1.1	512	994	0.5	144	34	4.2
43	Bogra RWH	Sariakandi	14,400	12,401	1.2	39,525	8,559	4.6	98	25	3.9	5,160	1,243	4.2	0	133	0.0
44	Bogra RWH	Shajahanpur	81,700	40,472	2.0	56,985	16,979	3.4	18	39	0.5	1,863	1,149	1.6	0	118	0.0
45	Bogra RWH	Sherpur	30,500	31,961	1.0	66,256	23,295	2.8	19	29	0.7	4,716	1,555	3.0	0	85	0.0
46	Bogra RWH	Shibganj	14,700	28,643	0.5	174,870	26,107	6.7	55	28	2.0	4,100	3,152	1.3	0	109	0.0
47	Bogra RWH	Sonatola	14,600	19,258	0.8	86,715	19,828	4.4	50	43	1.2	5,644	1,259	4.5	0	84	0.0
48	Chittagong RWH	Anowara	20,800	13,826	1.5	26,295	11,995	2.2	153	23	6.7	1,772	867	2.0	350	41	8.5
49	Chittagong RWH	Banshkhali	31,100	23,991	1.3	35,760	17,046	2.1	101	29	3.5	2,153	2,475	0.9	302	69	4.4
50	Chittagong RWH	Boalkhali	15,500	9,181	1.7	25,494	12,019	2.1	107	27	4.0	1,106	557	2.0	144	27	5.3

SL	Warehouse Name	Upazila Name	Condom			Shukhi			IUD			Injectables			Implant		
			CBL	AMD	MOS	CBL	AMD	MOS	CBL	AMD	MOS	CBL	AMD	MOS	CBL	AMD	MOS
51	Chittagong RWH	Chakaria	35,300	21,524	1.6	36,105	17,112	2.1	125	50	2.5	3,155	4,160	0.8	75	139	0.5
52	Chittagong RWH	Chandanaish	16,500	11,005	1.5	20,235	9,511	2.1	6	28	0.2	1,717	804	2.1	220	51	4.3
53	Chittagong RWH	Cox's Bazar Sadar	46,500	28,937	1.6	38,730	18,657	2.1	152	47	3.2	4,855	3,000	1.6	118	107	1.1
54	Chittagong RWH	Dighinala	21,300	10,751	2.0	18,570	8,503	2.2	102	8	12.8	1,625	965	1.7	100	26	3.8
55	Chittagong RWH	Double Mooring	86,076	59,393	1.4	32,415	16,135	2.0	184	124	1.5	3,995	4,973	0.8	397	228	1.7
56	Chittagong RWH	Fatikchhari	33,300	29,866	1.1	40,770	19,274	2.1	154	42	3.7	3,475	2,775	1.3	200	124	1.6
57	Chittagong RWH	Hathazari	38,800	39,370	1.0	41,055	19,680	2.1	93	29	3.2	1,999	1,390	1.4	158	62	2.5
58	Chittagong RWH	Khagrachhari Sadar	14,400	9,060	1.6	17,318	6,412	2.7	153	46	3.3	1,402	806	1.7	9	39	0.2
59	Chittagong RWH	Kutubdia	11,400	4,777	2.4	10,140	5,241	1.9	150	16	9.4	5,962	1,277	4.7	288	61	4.7
60	Chittagong RWH	Lakshmichhari	10,000	1,853	5.4	8,790	2,698	3.3	69	8	8.6	783	90	8.7	127	4	31.8
61	Chittagong RWH	Lohagara	16,300	9,682	1.7	18,705	8,645	2.2	1	20	0.1	1,400	1,409	1.0	300	35	8.6
62	Chittagong RWH	Mahalchhari	9,100	3,727	2.4	11,160	4,404	2.5	47	7	6.7	911	377	2.4	50	11	4.5
63	Chittagong RWH	Maheshkhali	8,800	8,870	1.0	39,060	17,579	2.2	155	52	3.0	3,056	2,702	1.1	200	86	2.3
64	Chittagong RWH	Manikchhari	6,100	1,614	3.8	5,115	1,876	2.7	90	4	22.5	1,202	526	2.3	110	12	9.2
65	Chittagong RWH	Matiranga	17,300	8,599	2.0	15,780	6,758	2.3	60	20	3.0	1,329	943	1.4	136	18	7.6
66	Chittagong RWH	Mirsharai	16,599	18,881	0.9	29,100	17,145	1.7	130	60	2.2	3,044	2,444	1.2	200	49	4.1
67	Chittagong RWH	Panchhari	10,600	3,451	3.1	12,630	5,085	2.5	55	2	27.5	675	282	2.4	0	20	0.0
68	Chittagong RWH	Panchlaish	25,560	58,558	0.4	26,861	11,708	2.3	223	106	2.1	3,825	3,732	1.0	272	172	1.6
69	Chittagong RWH	Patiya	35,200	22,868	1.5	44,490	20,072	2.2	100	134	0.7	2,270	2,339	1.0	470	120	3.9
70	Chittagong RWH	Pekua	2,600	5,438	0.5	9,405	6,729	1.4	1	9	0.1	1,679	1,706	1.0	178	65	2.7
71	Chittagong RWH	Ramgarh	9,450	3,329	2.8	3,630	4,245	0.9	67	5	13.4	770	276	2.8	14	36	0.4
72	Chittagong RWH	Ramu	33,800	13,776	2.5	25,500	12,724	2.0	100	30	3.3	2,601	2,842	0.9	200	73	2.7
73	Chittagong RWH	Rangunia	20,800	29,990	0.7	29,580	15,656	1.9	102	59	1.7	1,665	1,848	0.9	100	67	1.5
74	Chittagong RWH	Raozan	38,872	24,609	1.6	29,705	15,471	1.9	152	71	2.1	2,634	1,173	2.2	216	54	4.0
75	Chittagong RWH	Sandwip	34,766	10,191	3.4	50,535	11,589	4.4	114	40	2.9	2,844	1,907	1.5	208	63	3.3

SL	Warehouse Name	Upazila Name	Condom			Shukhi			IUD			Injectables			Implant		
			CBL	AMD	MOS	CBL	AMD	MOS	CBL	AMD	MOS	CBL	AMD	MOS	CBL	AMD	MOS
76	Chittagong RWH	Satkania	20,500	12,834	1.6	20,117	12,227	1.6	101	36	2.8	1,181	1,136	1.0	300	79	3.8
77	Chittagong RWH	Sitakunda	57,600	27,381	2.1	33,770	15,764	2.1	150	68	2.2	2,861	1,787	1.6	72	56	1.3
78	Chittagong RWH	Teknaf	42,600	26,325	1.6	93,210	16,973	5.5	111	39	2.8	4,900	4,502	1.1	432	58	7.4
79	Chittagong RWH	Ukhia	34,700	8,732	4.0	17,745	7,050	2.5	198	13	15.2	6,506	1,984	3.3	200	56	3.6
80	Comilla RWH	Akhaura	47,600	10,478	4.5	30,255	6,193	4.9	88	23	3.8	2,757	938	2.9	210	24	8.8
81	Comilla RWH	Ashuganj	500	15,757	0.0	5,370	6,986	0.8	120	31	3.9	2,337	1,113	2.1	386	42	9.2
82	Comilla RWH	Banchhampur	102,500	21,452	4.8	42,150	11,172	3.8	100	56	1.8	3,015	2,595	1.2	100	54	1.9
83	Comilla RWH	Barura	30,900	33,334	0.9	61,380	20,833	2.9	2	57	0.0	141	2,722	0.1	194	79	2.5
84	Comilla RWH	Bijoyagar	24,000	21,372	1.1	23,235	10,614	2.2	6	12	0.5	998	1,876	0.5	100	50	2.0
85	Comilla RWH	Brahman Para	1,000	12,343	0.1	8,910	9,889	0.9	0	43	0.0	1,641	917	1.8	50	33	1.5
86	Comilla RWH	Brahmanbaria Sadar	15,140	54,677	0.3	64,860	15,613	4.2	73	69	1.1	62	3,036	0.0	170	89	1.9
87	Comilla RWH	Burichang	19,900	32,056	0.6	27,735	16,654	1.7	5	73	0.1	86	2,289	0.0	172	78	2.2
88	Comilla RWH	Chandina	25,589	30,401	0.8	54,200	14,879	3.6	0	52	0.0	37	2,311	0.0	72	18	4.0
89	Comilla RWH	Chandpur Sadar	66,500	15,830	4.2	32,115	14,484	2.2	60	77	0.8	1,551	2,619	0.6	100	77	1.3
90	Comilla RWH	Chauddagam	55,800	22,609	2.5	52,860	21,149	2.5	346	55	6.3	164	3,358	0.0	200	66	3.0
91	Comilla RWH	Comilla Adarsha Sadar	2,000	53,403	0.0	34,830	19,358	1.8	210	110	1.9	4,003	3,386	1.2	318	129	2.5
92	Comilla RWH	Comilla Sadar Dakshin	11,000	25,286	0.4	34,375	19,012	1.8	100	52	1.9	1,678	2,635	0.6	342	46	7.4
93	Comilla RWH	Daudkandi	32,300	25,261	1.3	29,730	12,819	2.3	5	79	0.1	1,428	2,132	0.7	0	41	0.0
94	Comilla RWH	Debidwar	81,900	22,328	3.7	49,335	20,767	2.4	176	100	1.8	3,895	2,476	1.6	100	64	1.6
95	Comilla RWH	Faridganj	62,300	20,411	3.1	49,410	12,829	3.9	235	42	5.6	2,090	2,894	0.7	400	78	5.1
96	Comilla RWH	Haim Char	19,800	3,420	5.8	16,005	5,022	3.2	80	5	16.0	1,632	863	1.9	25	8	3.1
97	Comilla RWH	Hajiganj	60,800	10,371	5.9	94,575	10,197	9.3	383	23	16.7	1,909	2,295	0.8	250	44	5.7
98	Comilla RWH	Homna	1,800	24,604	0.1	36,945	7,974	4.6	103	40	2.6	4,932	1,467	3.4	100	40	2.5
99	Comilla RWH	Kachua	92,500	23,376	4.0	83,610	14,410	5.8	215	30	7.2	698	2,800	0.2	100	58	1.7
100	Comilla RWH	Kasba	1,600	40,741	0.0	26,955	16,853	1.6	154	30	5.1	2,437	1,458	1.7	200	53	3.8

SL	Warehouse Name	Upazila Name	Condom			Shukhi			IUD			Injectables			Implant		
			CBL	AMD	MOS	CBL	AMD	MOS	CBL	AMD	MOS	CBL	AMD	MOS	CBL	AMD	MOS
101	Comilla RWH	Laksam	21,549	15,069	1.4	36,557	9,190	4.0	102	63	1.6	2,417	1,858	1.3	150	51	2.9
102	Comilla RWH	Manoharganj	49,500	14,242	3.5	20,235	8,043	2.5	46	27	1.7	1,456	1,306	1.1	100	46	2.2
103	Comilla RWH	Matlab Dakshin	29,198	18,204	1.6	34,812	7,346	4.7	145	24	6.0	1,457	2,046	0.7	196	38	5.2
104	Comilla RWH	Matlab Uttar	49,300	18,053	2.7	49,350	13,316	3.7	181	26	7.0	5,276	1,813	2.9	200	66	3.0
105	Comilla RWH	Meghna	19,100	6,294	3.0	18,100	4,570	4.0	105	13	8.1	2,955	920	3.2	140	17	8.2
106	Comilla RWH	Muradnagar	116,100	49,476	2.3	51,075	22,028	2.3	104	53	2.0	1,242	2,688	0.5	0	113	0.0
107	Comilla RWH	Nabinagar	118,000	51,201	2.3	74,385	16,848	4.4	444	27	16.4	3,873	2,831	1.4	350	112	3.1
108	Comilla RWH	Nangalkot	400	27,172	0.0	31,350	10,940	2.9	2	56	0.0	1,623	2,535	0.6	0	93	0.0
109	Comilla RWH	Nasirnagar	34,900	18,373	1.9	18,690	12,545	1.5	55	23	2.4	3,546	1,400	2.5	272	68	4.0
110	Comilla RWH	Sarail	4,800	26,454	0.2	74,985	10,997	6.8	90	29	3.1	929	1,688	0.6	100	85	1.2
111	Comilla RWH	Shahrasti	7,500	4,670	1.6	10,560	7,054	1.5	124	11	11.3	1,458	2,189	0.7	180	40	4.5
112	Comilla RWH	Titas	52,200	11,949	4.4	64,978	4,726	13.7	94	28	3.4	2,153	1,469	1.5	100	38	2.6
113	Dhaka CWH	Araihazar	53,500	15,835	3.4	36,101	22,186	1.6	100	45	2.2	3,440	2,180	1.6	100	79	1.3
114	Dhaka CWH	Bandar	53,700	48,421	1.1	34,910	18,546	1.9	0	44	0.0	3,091	2,445	1.3	250	78	3.2
115	Dhaka CWH	Belabo	20,400	12,554	1.6	12,900	11,921	1.1	44	22	2.0	2,765	1,250	2.2	0	64	0.0
116	Dhaka CWH	Daulatpur	17,000	12,698	1.3	22,605	10,489	2.2	50	19	2.6	1,522	912	1.7	0	45	0.0
117	Dhaka CWH	Dhamrai	36,100	27,619	1.3	49,503	24,120	2.1	64	92	0.7	3,173	1,650	1.9	50	77	0.6
118	Dhaka CWH	Dohar	18,752	12,863	1.5	14,238	8,201	1.7	194	15	12.9	900	753	1.2	144	46	3.1
119	Dhaka CWH	Gazaria	5,700	7,425	0.8	5,335	7,131	0.7	68	18	3.8	316	673	0.5	20	15	1.3
120	Dhaka CWH	Gazipur Sadar	126,100	83,156	1.5	65,520	39,340	1.7	40	144	0.3	4,933	3,078	1.6	100	149	0.7
121	Dhaka CWH	Ghior	39,700	22,656	1.8	29,365	11,193	2.6	52	17	3.1	2,026	1,090	1.9	100	30	3.3
122	Dhaka CWH	Harirampur	27,200	13,408	2.0	37,710	6,013	6.3	51	15	3.4	1,250	744	1.7	200	74	2.7
123	Dhaka CWH	Kaliakair	27,200	18,908	1.4	22,950	19,034	1.2	102	27	3.8	1,258	648	1.9	206	52	4.0
124	Dhaka CWH	Kaliganj	54,500	38,457	1.4	22,290	19,164	1.2	88	43	2.0	2,373	1,219	1.9	144	26	5.5
125	Dhaka CWH	Kapasia	65,000	22,518	2.9	36,755	17,729	2.1	150	29	5.2	1,788	937	1.9	100	54	1.9

SL	Warehouse Name	Upazila Name	Condom			Shukhi			IUD			Injectables			Implant		
			CBL	AMD	MOS	CBL	AMD	MOS	CBL	AMD	MOS	CBL	AMD	MOS	CBL	AMD	MOS
126	Dhaka CWH	Keraniganj	100,728	54,986	1.8	67,774	31,839	2.1	238	164	1.5	8,803	4,283	2.1	164	171	1.0
127	Dhaka CWH	Lohajang	44,900	20,169	2.2	22,665	11,107	2.0	50	20	2.5	3,000	1,033	2.9	350	39	9.0
128	Dhaka CWH	Manikganj Sadar	75,500	43,232	1.7	32,580	17,336	1.9	106	32	3.3	4,372	2,288	1.9	100	87	1.1
129	Dhaka CWH	Manohardi	28,800	27,089	1.1	106,288	15,008	7.1	200	63	3.2	3,790	2,775	1.4	0	47	0.0
130	Dhaka CWH	Mirpur	5,000	176,270	0.0	84,495	54,166	1.6	170	365	0.5	11,449	11,594	1.0	290	318	0.9
131	Dhaka CWH	Munshiganj Sadar	37,500	26,655	1.4	32,505	16,728	1.9	5	38	0.1	3,264	1,736	1.9	100	81	1.2
132	Dhaka CWH	Narayanganj Sadar	148,200	132,379	1.1	62,580	60,858	1.0	384	137	2.8	15,993	9,212	1.7	530	223	2.4
133	Dhaka CWH	Narsingdi Sadar	98,835	90,988	1.1	23,254	69,629	0.3	216	112	1.9	16,264	8,330	2.0	906	109	8.3
134	Dhaka CWH	Nawabganj	42,400	21,318	2.0	26,151	12,678	2.1	73	19	3.8	2,234	881	2.5	200	64	3.1
135	Dhaka CWH	Palash	19,600	10,516	1.9	13,350	10,683	1.2	50	24	2.1	1,965	1,270	1.5	0	34	0.0
136	Dhaka CWH	Roypura	92,500	53,111	1.7	20,025	21,186	0.9	154	78	2.0	5,045	4,989	1.0	631	21	30.0
137	Dhaka CWH	Rupganj	71,277	35,690	2.0	48,070	34,246	1.4	42	58	0.7	5,374	3,494	1.5	0	61	0.0
138	Dhaka CWH	Saturia	9,700	9,222	1.1	17,145	8,204	2.1	45	21	2.1	1,512	776	1.9	0	39	0.0
139	Dhaka CWH	Savar	40,300	83,141	0.5	80,565	38,864	2.1	40	93	0.4	6,906	3,679	1.9	200	70	2.9
140	Dhaka CWH	Serajdikhan	46,500	28,834	1.6	35,305	20,123	1.8	134	44	3.0	3,240	1,737	1.9	300	34	8.8
141	Dhaka CWH	Shibalaya	18,036	16,820	1.1	25,408	7,084	3.6	60	14	4.3	2,125	1,301	1.6	56	52	1.1
142	Dhaka CWH	Shibpur	26,200	25,867	1.0	21,285	18,867	1.1	60	83	0.7	4,939	3,083	1.6	72	110	0.7
143	Dhaka CWH	Singair	30,100	26,268	1.1	23,815	14,808	1.6	51	20	2.6	1,185	1,184	1.0	0	48	0.0
144	Dhaka CWH	Sonargaon	42,900	28,583	1.5	45,390	23,826	1.9	64	43	1.5	4,545	3,095	1.5	50	104	0.5
145	Dhaka CWH	Sreenagar	48,380	44,243	1.1	90,445	23,936	3.8	100	37	2.7	3,366	1,897	1.8	0	74	0.0
146	Dhaka CWH	Sreepur	51,000	47,184	1.1	47,202	30,100	1.6	10	55	0.2	4,531	2,425	1.9	0	77	0.0
147	Dhaka CWH	Tejgaon	9,300	228,741	0.0	89,280	166,820	0.5	786	384	2.0	26,775	22,207	1.2	332	450	0.7
148	Dhaka CWH	Tongi	78,320	52,199	1.5	22,872	16,203	1.4	300	78	3.8	2,584	1,733	1.5	217	163	1.3
149	Dhaka CWH	Tongibari	29,500	13,402	2.2	32,040	9,227	3.5	43	13	3.3	834	493	1.7	200	27	7.4
150	Dinajpur RWH	Atwari	8,100	7,987	1.0	17,192	12,018	1.4	4	13	0.3	1,019	952	1.1	0	74	0.0

SL	Warehouse Name	Upazila Name	Condom			Shukhi			IUD			Injectables			Implant		
			CBL	AMD	MOS	CBL	AMD	MOS	CBL	AMD	MOS	CBL	AMD	MOS	CBL	AMD	MOS
151	Dinajpur RWH	Baliadangi	2,100	4,563	0.5	30,420	10,249	3.0	98	6	16.3	4,712	2,371	2.0	0	62	0.0
152	Dinajpur RWH	Biral	11,700	11,696	1.0	33,105	16,526	2.0	20	21	1.0	2,893	1,432	2.0	150	118	1.3
153	Dinajpur RWH	Birampur	0	6,811	0.0	36,765	7,169	5.1	0	17	0.0	496	372	1.3	72	55	1.3
154	Dinajpur RWH	Birganj	2,600	9,530	0.3	40,415	23,953	1.7	151	38	4.0	4,066	1,707	2.4	0	147	0.0
155	Dinajpur RWH	Bochaganj	7,700	6,694	1.2	25,752	13,169	2.0	100	30	3.3	1,685	766	2.2	100	79	1.3
156	Dinajpur RWH	Boda	1,400	11,252	0.1	40,200	20,469	2.0	58	19	3.1	4,945	2,509	2.0	0	99	0.0
157	Dinajpur RWH	Chirirbandar	552	6,472	0.1	23,970	16,290	1.5	9	26	0.3	1,169	1,254	0.9	0	142	0.0
158	Dinajpur RWH	Debiganj	8,500	11,266	0.8	28,170	27,624	1.0	12	34	0.4	3,028	3,155	1.0	0	87	0.0
159	Dinajpur RWH	Dinajpur Sadar	3,600	30,403	0.1	41,850	24,690	1.7	165	69	2.4	8,226	4,300	1.9	72	452	0.2
160	Dinajpur RWH	Fulbari	6,900	4,510	1.5	42,090	6,922	6.1	10	28	0.4	389	283	1.4	10	72	0.1
161	Dinajpur RWH	Haripur	5,000	5,650	0.9	22,665	9,815	2.3	25	7	3.6	2,963	1,304	2.3	0	24	0.0
162	Dinajpur RWH	Kaharole	4,600	3,462	1.3	26,228	8,542	3.1	3	20	0.2	1,510	675	2.2	72	83	0.9
163	Dinajpur RWH	Khansama	0	4,511	0.0	17,670	13,711	1.3	8	18	0.4	1,292	1,207	1.1	38	149	0.3
164	Dinajpur RWH	Nawabganj	2,800	10,482	0.3	25,545	14,446	1.8	21	17	1.2	1,194	1,360	0.9	0	60	0.0
165	Dinajpur RWH	Panchagarh Sadar	10,100	9,783	1.0	37,350	17,836	2.1	81	26	3.1	5,446	2,545	2.1	0	103	0.0
166	Dinajpur RWH	Parbatipur	3,600	21,668	0.2	47,138	21,454	2.2	109	58	1.9	4,167	2,704	1.5	122	169	0.7
167	Dinajpur RWH	Pirganj	6,017	6,455	0.9	28,800	15,012	1.9	89	17	5.2	4,107	1,819	2.3	172	94	1.8
168	Dinajpur RWH	Ranisankail	6,200	4,966	1.2	32,790	13,851	2.4	73	11	6.6	2,401	1,334	1.8	0	56	0.0
169	Dinajpur RWH	Tentulia	5,900	7,309	0.8	25,395	11,388	2.2	56	22	2.5	1,475	587	2.5	100	66	1.5
170	Dinajpur RWH	Thakurgaon Sadar	10,000	21,219	0.5	53,280	32,706	1.6	160	45	3.6	7,400	6,472	1.1	200	241	0.8
171	Faridpur RWH	Agailjhara	14,110	10,088	1.4	1,837	10,242	0.2	29	16	1.8	130	648	0.2	144	37	3.9
172	Faridpur RWH	Alfadanga	31,820	21,606	1.5	13,275	6,889	1.9	122	12	10.2	240	686	0.3	72	37	1.9
173	Faridpur RWH	Babuganj	10,500	5,430	1.9	1,350	7,552	0.2	5	32	0.2	293	657	0.4	0	37	0.0
174	Faridpur RWH	Baliakandi	45,200	25,176	1.8	5,190	14,799	0.4	10	55	0.2	2,005	1,171	1.7	0	41	0.0
175	Faridpur RWH	Banari Para	7,300	6,351	1.1	3,662	8,455	0.4	5	15	0.3	409	555	0.7	0	64	0.0

SL	Warehouse Name	Upazila Name	Condom			Shukhi			IUD			Injectables			Implant		
			CBL	AMD	MOS	CBL	AMD	MOS	CBL	AMD	MOS	CBL	AMD	MOS	CBL	AMD	MOS
176	Faridpur RWH	Barisal Sadar (kotwali)	57,800	32,787	1.8	6,000	21,957	0.3	0	48	0.0	5	3,169	0.0	0	86	0.0
177	Faridpur RWH	Bhanga	28,900	22,280	1.3	4,150	15,475	0.3	120	57	2.1	337	887	0.4	0	59	0.0
178	Faridpur RWH	Bhedarganj	21,200	13,890	1.5	4,215	9,817	0.4	72	30	2.4	280	1,729	0.2	0	35	0.0
179	Faridpur RWH	Boalmari	52,400	31,791	1.6	310	15,259	0.0	47	20	2.4	635	1,419	0.4	0	55	0.0
180	Faridpur RWH	Char Bhadrasan	12,100	10,402	1.2	2,229	2,656	0.8	15	12	1.3	9	247	0.0	20	25	0.8
181	Faridpur RWH	Damudya	14,000	7,335	1.9	2,860	5,122	0.6	55	13	4.2	288	433	0.7	22	23	1.0
182	Faridpur RWH	Faridpur Sadar	101,900	55,974	1.8	12,105	21,787	0.6	171	61	2.8	1,062	3,095	0.3	124	191	0.6
183	Faridpur RWH	Gaurnadi	13,700	9,070	1.5	4,050	10,730	0.4	0	21	0.0	200	1,080	0.2	172	35	4.9
184	Faridpur RWH	Goalanda	55,500	30,907	1.8	2,730	6,636	0.4	152	7	21.7	321	1,606	0.2	0	44	0.0
185	Faridpur RWH	Gopalganj Sadar	53,136	35,249	1.5	3,322	17,156	0.2	19	67	0.3	1,697	1,118	1.5	72	44	1.6
186	Faridpur RWH	Gosairhat	23,100	13,674	1.7	5,465	9,946	0.5	57	51	1.1	103	810	0.1	30	26	1.2
187	Faridpur RWH	Jhalokati Sadar	11,200	9,662	1.2	4,380	9,479	0.5	52	12	4.3	56	988	0.1	30	76	0.4
188	Faridpur RWH	Kalkini	20,900	12,061	1.7	8,145	13,049	0.6	74	32	2.3	694	1,328	0.5	0	93	0.0
189	Faridpur RWH	Kashiani	50,200	30,562	1.6	5,360	17,910	0.3	92	28	3.3	804	1,276	0.6	100	34	2.9
190	Faridpur RWH	Kotalipara	17,900	10,628	1.7	4,935	15,880	0.3	44	5	8.8	30	822	0.0	50	50	1.0
191	Faridpur RWH	Madaripur Sadar	38,000	20,618	1.8	2,552	23,183	0.1	0	95	0.0	334	4,111	0.1	30	117	0.3
192	Faridpur RWH	Madhukhali	27,100	15,770	1.7	4,590	15,210	0.3	80	40	2.0	0	1,444	0.0	0	101	0.0
193	Faridpur RWH	Muksudpur	40,800	25,805	1.6	15,397	24,056	0.6	100	39	2.6	715	1,755	0.4	0	55	0.0
194	Faridpur RWH	Nagarkanda	36,300	20,425	1.8	6,205	11,828	0.5	50	30	1.7	0	599	0.0	0	47	0.0
195	Faridpur RWH	Naria	6,160	8,647	0.7	8,090	10,780	0.8	58	17	3.4	383	753	0.5	10	37	0.3
196	Faridpur RWH	Nesarabad (swarupkati)	16,000	9,304	1.7	1,305	12,079	0.1	5	43	0.1	905	936	1.0	428	55	7.8
197	Faridpur RWH	Pangsha	67,300	38,821	1.7	8,840	24,816	0.4	100	41	2.4	36	2,815	0.0	150	119	1.3
198	Faridpur RWH	Rajbari Sadar	50,900	32,612	1.6	5,760	15,400	0.4	47	157	0.3	0	2,255	0.0	70	147	0.5
199	Faridpur RWH	Rajoir	20,200	17,545	1.2	1,430	15,422	0.1	136	19	7.2	330	1,374	0.2	0	37	0.0
200	Faridpur RWH	Sadarpur	22,600	16,094	1.4	6,986	8,177	0.9	47	19	2.5	232	631	0.4	72	41	1.8

SL	Warehouse Name	Upazila Name	Condom			Shukhi			IUD			Injectables			Implant		
			CBL	AMD	MOS	CBL	AMD	MOS	CBL	AMD	MOS	CBL	AMD	MOS	CBL	AMD	MOS
201	Faridpur RWH	Saltha	20,300	11,552	1.8	3,750	8,506	0.4	65	46	1.4	71	620	0.1	0	38	0.0
202	Faridpur RWH	Shariatpur Sadar	23,600	14,264	1.7	4,166	9,104	0.5	63	37	1.7	199	1,045	0.2	100	29	3.4
203	Faridpur RWH	Shib Char	68,000	34,873	1.9	22,320	26,446	0.8	125	45	2.8	1,300	2,872	0.5	72	75	1.0
204	Faridpur RWH	Tungipara	25,300	13,648	1.9	10,170	10,519	1.0	19	9	2.1	349	521	0.7	0	16	0.0
205	Faridpur RWH	Wazirpur	23,400	13,496	1.7	4,680	14,577	0.3	25	19	1.3	485	973	0.5	0	71	0.0
206	Faridpur RWH	Zanjira	25,000	13,640	1.8	8,745	8,939	1.0	108	18	6.0	643	665	1.0	120	44	2.7
207	Jamalpur RWH	Bakshiganj	13,300	16,585	0.8	18,000	11,572	1.6	5	25	0.2	1,397	693	2.0	182	75	2.4
208	Jamalpur RWH	Char Rajibpur	14,100	30,471	0.5	9,720	7,343	1.3	65	3	21.7	1,403	1,259	1.1	100	23	4.3
209	Jamalpur RWH	Dewanganj	22,200	27,725	0.8	16,715	16,364	1.0	0	25	0.0	2,478	3,257	0.8	0	134	0.0
210	Jamalpur RWH	Islampur	10,800	33,255	0.3	30,559	23,302	1.3	30	73	0.4	4,417	2,261	2.0	100	68	1.5
211	Jamalpur RWH	Jamalpur Sadar	35,600	51,695	0.7	23,488	43,115	0.5	15	89	0.2	3,047	4,988	0.6	56	141	0.4
212	Jamalpur RWH	Jhenaigati	11,100	12,371	0.9	14,280	16,367	0.9	8	9	0.9	1,186	1,398	0.8	172	45	3.8
213	Jamalpur RWH	Madarganj	10,800	20,874	0.5	13,605	16,377	0.8	0	55	0.0	1,050	1,125	0.9	70	90	0.8
214	Jamalpur RWH	Melandaha	11,400	24,650	0.5	76,320	20,800	3.7	5	45	0.1	1,850	2,672	0.7	122	64	1.9
215	Jamalpur RWH	Nakla	15,300	10,546	1.5	13,355	11,884	1.1	0	19	0.0	1,230	1,369	0.9	210	113	1.9
216	Jamalpur RWH	Nalitabari	5,900	18,776	0.3	18,780	19,748	1.0	21	8	2.6	1,156	1,432	0.8	72	110	0.7
217	Jamalpur RWH	Raumari	26,000	29,666	0.9	5,415	12,654	0.4	30	25	1.2	1,793	2,205	0.8	104	47	2.2
218	Jamalpur RWH	Sarishabari	11,900	25,720	0.5	10,185	21,311	0.5	3	63	0.0	3,344	1,855	1.8	0	75	0.0
219	Jamalpur RWH	Sherpur Sadar	45,700	45,510	1.0	31,320	35,498	0.9	3	52	0.1	5,090	7,776	0.7	48	118	0.4
220	Jamalpur RWH	Sreebardi	20,100	17,759	1.1	23,775	15,627	1.5	50	3	16.7	3,308	1,236	2.7	72	105	0.7
221	Jessore RWH	Abhaynagar	43,500	21,798	2.0	16,785	11,323	1.5	52	31	1.7	2,615	2,651	1.0	0	78	0.0
222	Jessore RWH	Bagher Para	67,300	30,149	2.2	17,425	14,165	1.2	58	61	1.0	3,295	1,812	1.8	0	87	0.0
223	Jessore RWH	Chaugachha	55,300	21,397	2.6	15,885	11,924	1.3	129	19	6.8	2,830	1,456	1.9	0	57	0.0
224	Jessore RWH	Harinakunda	23,100	8,149	2.8	16,050	15,277	1.1	30	20	1.5	1,815	1,089	1.7	0	76	0.0
225	Jessore RWH	Jessore Sadar	73,400	89,414	0.8	39,230	52,801	0.7	121	119	1.0	2,195	7,645	0.3	0	148	0.0

SL	Warehouse Name	Upazila Name	Condom			Shukhi			IUD			Injectables			Implant		
			CBL	AMD	MOS	CBL	AMD	MOS	CBL	AMD	MOS	CBL	AMD	MOS	CBL	AMD	MOS
226	Jessore RWH	Jhenaidah Sadar	49,700	33,908	1.5	24,995	22,216	1.1	137	69	2.0	4,718	3,507	1.3	108	84	1.3
227	Jessore RWH	Jhikargachha	46,500	19,470	2.4	8,415	11,816	0.7	50	36	1.4	1,500	2,473	0.6	10	67	0.1
228	Jessore RWH	Kalia	53,700	16,830	3.2	1,765	10,802	0.2	30	12	2.5	700	654	1.1	0	41	0.0
229	Jessore RWH	Kaliganj	30,700	24,786	1.2	15,645	16,518	0.9	70	15	4.7	2,251	1,461	1.5	72	35	2.1
230	Jessore RWH	Keshabpur	35,600	14,368	2.5	25,905	11,149	2.3	195	17	11.5	3,259	2,387	1.4	72	77	0.9
231	Jessore RWH	Kotchandpur	19,500	6,618	2.9	7,950	4,650	1.7	65	11	5.9	1,650	934	1.8	0	21	0.0
232	Jessore RWH	Lohagara	152,600	20,720	7.4	52,980	13,029	4.1	160	26	6.2	1,525	1,705	0.9	100	37	2.7
233	Jessore RWH	Magura Sadar	61,800	28,169	2.2	36,661	28,543	1.3	98	51	1.9	3,821	3,036	1.3	0	100	0.0
234	Jessore RWH	Maheshpur	70,600	23,371	3.0	22,415	14,003	1.6	150	38	3.9	4,100	3,390	1.2	100	39	2.6
235	Jessore RWH	Manirampur	70,500	33,460	2.1	48,810	21,960	2.2	100	102	1.0	5,085	5,883	0.9	288	63	4.6
236	Jessore RWH	Mohammadpur	23,400	5,976	3.9	10,550	9,468	1.1	208	11	18.9	1,206	874	1.4	0	49	0.0
237	Jessore RWH	Narail Sadar	75,700	31,752	2.4	18,484	19,530	0.9	309	14	22.1	2,466	1,956	1.3	0	43	0.0
238	Jessore RWH	Shailkupa	64,700	28,105	2.3	29,685	23,104	1.3	75	37	2.0	1,945	1,814	1.1	0	135	0.0
239	Jessore RWH	Shalikha	20,900	5,282	4.0	9,480	7,398	1.3	36	14	2.6	962	611	1.6	100	41	2.4
240	Jessore RWH	Sharsha	74,300	31,872	2.3	20,145	15,735	1.3	56	30	1.9	1,343	3,045	0.4	244	63	3.9
241	Jessore RWH	Sreepur	22,900	10,291	2.2	11,550	9,584	1.2	64	10	6.4	1,309	782	1.7	0	48	0.0
242	Khulna RWH	Assasuni	33,300	16,816	2.0	25,710	20,864	1.2	20	10	2.0	2,086	1,384	1.5	72	33	2.2
243	Khulna RWH	Bagerhat Sadar	41,700	27,804	1.5	24,330	17,885	1.4	52	50	1.0	1,040	2,069	0.5	0	61	0.0
244	Khulna RWH	Batiaghata	36,900	17,287	2.1	22,815	14,014	1.6	23	19	1.2	1,190	816	1.5	144	46	3.1
245	Khulna RWH	Bhandaria	28,700	11,579	2.5	11,430	6,872	1.7	135	15	9.0	1,399	965	1.4	32	33	1.0
246	Khulna RWH	Chitalmari	40,100	19,147	2.1	18,105	10,552	1.7	115	4	28.8	394	1,133	0.3	0	45	0.0
247	Khulna RWH	Dacope	24,700	8,313	3.0	23,805	10,961	2.2	80	7	11.4	918	648	1.4	0	55	0.0
248	Khulna RWH	Daulatpur	155,400	77,909	2.0	26,670	18,511	1.4	10	46	0.2	2,000	4,892	0.4	0	89	0.0
249	Khulna RWH	Debhata	19,800	11,419	1.7	14,250	7,618	1.9	41	5	8.2	451	494	0.9	0	16	0.0
250	Khulna RWH	Dumuria	49,400	26,219	1.9	35,410	17,940	2.0	19	58	0.3	1,618	2,177	0.7	0	146	0.0

SL	Warehouse Name	Upazila Name	Condom			Shukhi			IUD			Injectables			Implant		
			CBL	AMD	MOS	CBL	AMD	MOS	CBL	AMD	MOS	CBL	AMD	MOS	CBL	AMD	MOS
251	Khulna RWH	Fakirhat	28,000	11,429	2.4	18,420	7,816	2.4	83	9	9.2	926	665	1.4	0	43	0.0
252	Khulna RWH	Indurkani	12,300	4,314	2.9	8,410	4,433	1.9	21	22	1.0	472	622	0.8	0	26	0.0
253	Khulna RWH	Kachua	20,200	12,348	1.6	11,475	7,035	1.6	60	13	4.6	1,429	585	2.4	42	13	3.2
254	Khulna RWH	Kalaroa	55,600	23,034	2.4	24,930	8,486	2.9	25	17	1.5	1,602	1,427	1.1	10	18	0.6
255	Khulna RWH	Kaliganj	41,900	22,901	1.8	28,020	19,356	1.4	13	14	0.9	941	1,360	0.7	72	65	1.1
256	Khulna RWH	Kanthalia	16,900	6,495	2.6	8,145	5,090	1.6	88	9	9.8	1,048	696	1.5	14	24	0.6
257	Khulna RWH	Kawkhali	11,600	3,741	3.1	8,255	3,605	2.3	23	17	1.4	595	334	1.8	0	24	0.0
258	Khulna RWH	Khulna Sadar	138,848	126,603	1.1	26,461	35,028	0.8	254	129	2.0	7,514	3,673	2.0	296	102	2.9
259	Khulna RWH	Koyra	34,900	13,273	2.6	24,710	18,276	1.4	14	18	0.8	969	562	1.7	0	45	0.0
260	Khulna RWH	Mathbaria	32,400	13,661	2.4	24,045	16,358	1.5	90	51	1.8	1,485	1,609	0.9	72	35	2.1
261	Khulna RWH	Mollahat	33,100	11,056	3.0	25,050	10,208	2.5	42	8	5.3	1,337	421	3.2	0	20	0.0
262	Khulna RWH	Mongla	56,400	24,863	2.3	16,725	11,929	1.4	50	28	1.8	3,031	1,321	2.3	72	18	4.0
263	Khulna RWH	Morrelganj	58,900	24,535	2.4	29,160	26,662	1.1	29	40	0.7	2,830	1,990	1.4	0	33	0.0
264	Khulna RWH	Nazirpur	26,400	16,069	1.6	18,150	12,255	1.5	150	13	11.5	660	1,384	0.5	72	52	1.4
265	Khulna RWH	Paikgachha	45,300	12,666	3.6	46,800	18,289	2.6	35	21	1.7	1,800	1,091	1.6	0	60	0.0
266	Khulna RWH	Phultala	44,400	19,951	2.2	14,505	7,114	2.0	34	63	0.5	1,295	941	1.4	0	55	0.0
267	Khulna RWH	Pirojpur Sadar	28,300	10,295	2.7	19,500	8,548	2.3	113	66	1.7	3,189	1,021	3.1	100	50	2.0
268	Khulna RWH	Rajapur	19,400	8,866	2.2	10,590	5,158	2.1	80	7	11.4	871	602	1.4	0	21	0.0
269	Khulna RWH	Rampal	49,300	16,285	3.0	26,935	10,337	2.6	50	18	2.8	1,766	473	3.7	0	31	0.0
270	Khulna RWH	Rupsa	28,900	16,866	1.7	9,870	10,451	0.9	100	37	2.7	1,467	464	3.2	0	40	0.0
271	Khulna RWH	Sarankhola	28,000	12,787	2.2	24,300	11,714	2.1	111	6	18.5	1,630	1,291	1.3	72	12	6.0
272	Khulna RWH	Satkhira Sadar	123,900	61,201	2.0	24,430	22,915	1.1	172	23	7.5	4,507	4,592	1.0	0	62	0.0
273	Khulna RWH	Shyamnagar	41,400	19,707	2.1	29,415	23,400	1.3	53	26	2.0	850	1,084	0.8	0	79	0.0
274	Khulna RWH	Tala	37,200	15,967	2.3	38,610	18,216	2.1	30	51	0.6	1,275	2,185	0.6	0	57	0.0
275	Khulna RWH	Terokhada	52,100	15,416	3.4	25,035	8,807	2.8	0	15	0.0	858	406	2.1	0	27	0.0

SL	Warehouse Name	Upazila Name	Condom			Shukhi			IUD			Injectables			Implant		
			CBL	AMD	MOS	CBL	AMD	MOS	CBL	AMD	MOS	CBL	AMD	MOS	CBL	AMD	MOS
276	Kushtia RWH	Alamdanga	35,300	19,374	1.8	27,780	17,180	1.6	70	16	4.4	3,800	2,871	1.3	0	79	0.0
277	Kushtia RWH	Bheramara	36,000	20,707	1.7	15,795	9,762	1.6	18	9	2.0	3,718	1,436	2.6	35	12	2.9
278	Kushtia RWH	Chuadanga Sadar	25,300	37,609	0.7	22,035	14,988	1.5	79	42	1.9	3,194	3,503	0.9	0	72	0.0
279	Kushtia RWH	Damurhuda	33,140	18,669	1.8	15,601	11,847	1.3	26	22	1.2	3,024	3,009	1.0	10	34	0.3
280	Kushtia RWH	Daulatpur	46,000	36,681	1.3	24,615	20,883	1.2	31	6	5.2	3,917	3,608	1.1	72	21	3.4
281	Kushtia RWH	Gangni	40,600	31,333	1.3	28,545	15,861	1.8	41	25	1.6	3,191	5,000	0.6	0	36	0.0
282	Kushtia RWH	Jiban Nagar	25,400	16,330	1.6	15,420	10,793	1.4	25	32	0.8	2,037	1,871	1.1	0	57	0.0
283	Kushtia RWH	Khoksa	20,300	14,579	1.4	10,660	7,657	1.4	32	3	10.7	496	474	1.0	0	11	0.0
284	Kushtia RWH	Kumarkhali	37,480	32,110	1.2	19,867	14,749	1.3	56	14	4.0	3,925	2,507	1.6	10	42	0.2
285	Kushtia RWH	Kushtia Sadar	46,300	49,362	0.9	18,300	27,692	0.7	104	29	3.6	4,248	4,833	0.9	30	96	0.3
286	Kushtia RWH	Meherpur Sadar	37,300	31,622	1.2	19,785	10,935	1.8	53	26	2.0	3,107	2,722	1.1	5	30	0.2
287	Kushtia RWH	Mirpur	39,700	29,014	1.4	25,980	17,169	1.5	52	10	5.2	3,339	2,395	1.4	21	26	0.8
288	Kushtia RWH	Mujib Nagar	19,000	8,350	2.3	7,110	2,963	2.4	37	3	12.3	1,975	1,294	1.5	0	15	0.0
289	Mymensingh RWH	Atpara	10,100	5,921	1.7	10,225	8,815	1.2	17	4	4.3	550	639	0.9	145	64	2.3
290	Mymensingh RWH	Austagram	6,480	14,550	0.4	8,517	9,455	0.9	15	28	0.5	529	1,266	0.4	100	23	4.3
291	Mymensingh RWH	Bajitpur	3,500	16,860	0.2	10,080	13,544	0.7	36	13	2.8	554	774	0.7	72	43	1.7
292	Mymensingh RWH	Barhatta	2,300	11,310	0.2	11,100	9,452	1.2	18	4	4.5	166	1,534	0.1	2	20	0.1
293	Mymensingh RWH	Bhairab	17,100	30,247	0.6	4,845	20,509	0.2	40	26	1.5	1,488	1,787	0.8	0	94	0.0
294	Mymensingh RWH	Bhaluka	31,800	26,340	1.2	7,200	30,628	0.2	17	60	0.3	634	1,748	0.4	100	71	1.4
295	Mymensingh RWH	Dharampasha	14,400	20,024	0.7	0	17,985	0.0	10	7	1.4	0	1,978	0.0	144	103	1.4
296	Mymensingh RWH	Dhobaura	6,000	19,126	0.3	7,395	13,797	0.5	42	10	4.2	550	1,508	0.4	195	18	10.8
297	Mymensingh RWH	Durgapur	17,420	15,745	1.1	8,419	14,420	0.6	30	14	2.1	1,688	1,518	1.1	0	86	0.0
298	Mymensingh RWH	Fulbaria	9,200	21,806	0.4	2,505	36,263	0.1	5	32	0.2	230	1,523	0.2	0	32	0.0
299	Mymensingh RWH	Gaffargaon	16,740	47,686	0.4	17,011	34,572	0.5	59	12	4.9	1,262	2,060	0.6	72	58	1.2
300	Mymensingh RWH	Gauripur	31,432	19,067	1.6	10,365	21,391	0.5	10	39	0.3	551	1,654	0.3	144	79	1.8

SL	Warehouse Name	Upazila Name	Condom			Shukhi			IUD			Injectables			Implant		
			CBL	AMD	MOS	CBL	AMD	MOS	CBL	AMD	MOS	CBL	AMD	MOS	CBL	AMD	MOS
301	Mymensingh RWH	Haluaghat	13,400	19,949	0.7	2,325	27,305	0.1	31	20	1.6	291	1,832	0.2	0	73	0.0
302	Mymensingh RWH	Hossainpur	9,800	14,400	0.7	11,550	16,014	0.7	25	21	1.2	290	1,315	0.2	72	41	1.8
303	Mymensingh RWH	Ishwarganj	24,300	16,980	1.4	28,800	43,567	0.7	16	10	1.6	344	1,650	0.2	144	57	2.5
304	Mymensingh RWH	Itna	10,400	17,561	0.6	510	18,088	0.0	36	17	2.1	530	658	0.8	20	81	0.2
305	Mymensingh RWH	Kalmakanda	13,500	21,293	0.6	2,880	22,202	0.1	58	5	11.6	595	1,215	0.5	72	31	2.3
306	Mymensingh RWH	Karimganj	8,200	17,323	0.5	2,700	20,854	0.1	2	30	0.1	661	1,195	0.6	0	113	0.0
307	Mymensingh RWH	Katiadi	12,200	31,055	0.4	5,183	18,699	0.3	22	33	0.7	908	1,957	0.5	22	65	0.3
308	Mymensingh RWH	Kendua	7,200	15,610	0.5	285	24,214	0.0	27	23	1.2	526	1,288	0.4	18	57	0.3
309	Mymensingh RWH	Khaliajuri	9,400	4,491	2.1	6,405	3,848	1.7	58	3	19.3	565	443	1.3	72	33	2.2
310	Mymensingh RWH	Kishoreganj Sadar	22,600	32,791	0.7	20,925	25,755	0.8	37	79	0.5	1,150	2,266	0.5	134	90	1.5
311	Mymensingh RWH	Kuliar Char	15,200	14,256	1.1	10,780	12,124	0.9	22	12	1.8	631	1,172	0.5	62	65	1.0
312	Mymensingh RWH	Madan	10,660	11,321	0.9	10,725	12,008	0.9	9	6	1.5	727	708	1.0	72	43	1.7
313	Mymensingh RWH	Mithamain	9,900	10,284	1.0	2,730	8,187	0.3	23	7	3.3	634	238	2.7	144	50	2.9
314	Mymensingh RWH	Mohanganj	9,600	8,606	1.1	12,515	13,698	0.9	39	15	2.6	273	835	0.3	144	72	2.0
315	Mymensingh RWH	Muktagachha	24,400	25,425	1.0	12,405	35,486	0.3	12	7	1.7	903	1,847	0.5	144	61	2.4
316	Mymensingh RWH	Mymensingh Sadar	47,800	75,024	0.6	27,210	50,830	0.5	116	145	0.8	1,476	3,588	0.4	22	313	0.1
317	Mymensingh RWH	Nandail	20,300	13,155	1.5	14,310	44,994	0.3	28	38	0.7	285	2,378	0.1	64	55	1.2
318	Mymensingh RWH	Netrakona Sadar	16,460	19,921	0.8	16,890	22,643	0.7	65	5	13.0	2,704	2,420	1.1	72	78	0.9
319	Mymensingh RWH	Nikli	6,200	16,665	0.4	3,845	9,611	0.4	12	15	0.8	185	915	0.2	72	50	1.4
320	Mymensingh RWH	Pakundia	13,300	18,406	0.7	12,705	15,930	0.8	37	21	1.8	603	1,179	0.5	144	58	2.5
321	Mymensingh RWH	Phulpur	24,600	25,558	1.0	30,874	42,260	0.7	73	77	0.9	1,105	1,927	0.6	311	155	2.0
322	Mymensingh RWH	Purbadhala	10,800	15,211	0.7	21,405	20,937	1.0	62	5	12.4	1,516	1,932	0.8	0	103	0.0
323	Mymensingh RWH	Tarail	15,650	20,713	0.8	13,650	12,441	1.1	13	25	0.5	980	745	1.3	0	44	0.0
324	Mymensingh RWH	Trishal	21,100	29,946	0.7	7,560	41,474	0.2	55	28	2.0	725	1,963	0.4	128	61	2.1
325	Noakhali RWH	Begumganj	17,300	25,544	0.7	4,230	15,160	0.3	0	79	0.0	760	2,072	0.4	0	87	0.0

SL	Warehouse Name	Upazila Name	Condom			Shukhi			IUD			Injectables			Implant		
			CBL	AMD	MOS	CBL	AMD	MOS	CBL	AMD	MOS	CBL	AMD	MOS	CBL	AMD	MOS
326	Noakhali RWH	Chatkhil	27,015	5,303	5.1	14,834	4,947	3.0	42	29	1.4	1,299	851	1.5	0	30	0.0
327	Noakhali RWH	Chhagalnaiya	54,500	10,360	5.3	34,080	8,008	4.3	50	17	2.9	2,574	1,087	2.4	100	40	2.5
328	Noakhali RWH	Companiganj	6,600	15,904	0.4	17,835	8,153	2.2	36	36	1.0	2,144	1,662	1.3	50	24	2.1
329	Noakhali RWH	Daganbhuiyan	22,300	16,319	1.4	20,910	7,095	2.9	101	21	4.8	3,452	1,083	3.2	70	61	1.1
330	Noakhali RWH	Feni Sadar	19,200	55,493	0.3	17,334	22,867	0.8	58	114	0.5	5,223	4,309	1.2	141	138	1.0
331	Noakhali RWH	Fulgazi	9,500	12,277	0.8	22,170	5,641	3.9	50	14	3.6	1,218	614	2.0	200	15	13.3
332	Noakhali RWH	Hatiya	23,400	21,207	1.1	17,985	15,435	1.2	2	35	0.1	3,852	2,724	1.4	350	171	2.0
333	Noakhali RWH	Kabirhat	8,900	13,368	0.7	13,212	7,335	1.8	45	27	1.7	385	1,558	0.2	10	61	0.2
334	Noakhali RWH	Kamalnagar	18,400	12,222	1.5	92,319	9,694	9.5	0	38	0.0	2,741	2,421	1.1	50	72	0.7
335	Noakhali RWH	Lakshmipur Sadar	13,300	20,093	0.7	17,709	17,699	1.0	0	74	0.0	0	3,796	0.0	42	145	0.3
336	Noakhali RWH	Noakhali Sadar	9,400	37,714	0.2	8,175	17,693	0.5	3	52	0.1	782	3,331	0.2	205	77	2.7
337	Noakhali RWH	Parshuram	15,600	18,891	0.8	38,399	5,671	6.8	50	9	5.6	2,140	912	2.3	0	29	0.0
338	Noakhali RWH	Ramganj	11,300	8,555	1.3	12,005	5,724	2.1	30	30	1.0	1,977	1,563	1.3	50	39	1.3
339	Noakhali RWH	Ramgati	19,257	9,674	2.0	143,638	13,331	10.8	135	17	7.9	3,563	2,995	1.2	100	56	1.8
340	Noakhali RWH	Roypur	37,700	4,353	8.7	132,675	9,125	14.5	9	45	0.2	3,268	1,781	1.8	0	54	0.0
341	Noakhali RWH	Senbagh	17,000	15,664	1.1	56,910	9,733	5.8	119	19	6.3	2,204	1,453	1.5	100	63	1.6
342	Noakhali RWH	Sonagazi	15,800	18,356	0.9	249,705	10,788	23.1	100	24	4.2	3,025	2,345	1.3	100	63	1.6
343	Noakhali RWH	Sonaimuri	24,600	8,993	2.7	98,730	6,452	15.3	0	13	0.0	2,552	1,457	1.8	105	56	1.9
344	Noakhali RWH	Subarnachar	8,300	19,412	0.4	17,075	9,500	1.8	85	5	17.0	767	1,444	0.5	0	44	0.0
345	Pabna RWH	Atgharia	8,300	9,491	0.9	34,230	9,268	3.7	55	13	4.2	1,201	506	2.4	50	30	1.7
346	Pabna RWH	Belkuchi	80	47,430	0.0	46,505	24,966	1.9	75	49	1.5	3,858	2,219	1.7	0	37	0.0
347	Pabna RWH	Bera	8,600	12,292	0.7	22,170	12,991	1.7	110	58	1.9	2,277	1,298	1.8	20	32	0.6
348	Pabna RWH	Bhangura	13,300	9,140	1.5	50,870	7,486	6.8	53	20	2.7	415	204	2.0	0	25	0.0
349	Pabna RWH	Chatmohar	21,900	33,133	0.7	43,260	26,495	1.6	65	46	1.4	1,531	1,046	1.5	100	54	1.9
350	Pabna RWH	Faridpur	9,400	7,496	1.3	30,615	5,207	5.9	50	23	2.2	2,000	1,026	1.9	0	43	0.0

SL	Warehouse Name	Upazila Name	Condom			Shukhi			IUD			Injectables			Implant		
			CBL	AMD	MOS	CBL	AMD	MOS	CBL	AMD	MOS	CBL	AMD	MOS	CBL	AMD	MOS
351	Pabna RWH	Ishwardi	34,560	33,185	1.0	37,245	18,186	2.0	30	58	0.5	2,509	1,836	1.4	0	75	0.0
352	Pabna RWH	Kamarkhanda	7,800	9,300	0.8	13,915	8,407	1.7	50	24	2.1	1,616	1,242	1.3	100	37	2.7
353	Pabna RWH	Kazipur	30,600	35,015	0.9	29,355	16,637	1.8	100	55	1.8	4,875	2,459	2.0	100	79	1.3
354	Pabna RWH	Pabna Sadar	0	69,301	0.0	72,105	59,282	1.2	0	165	0.0	5,200	8,240	0.6	0	113	0.0
355	Pabna RWH	Royganj	40,800	23,489	1.7	46,800	20,150	2.3	44	49	0.9	5,700	2,258	2.5	100	62	1.6
356	Pabna RWH	Santhia	18,000	27,945	0.6	52,590	26,653	2.0	100	36	2.8	2,000	4,090	0.5	0	70	0.0
357	Pabna RWH	Shahjadpur	10,700	64,500	0.2	64,830	33,940	1.9	1	198	0.0	15,417	7,540	2.0	0	133	0.0
358	Pabna RWH	Sirajganj Sadar	22,100	41,684	0.5	35,670	25,489	1.4	40	56	0.7	6,375	4,166	1.5	0	96	0.0
359	Pabna RWH	Sujanagar	1,900	18,019	0.1	24,765	14,363	1.7	4	77	0.1	2,387	2,708	0.9	0	42	0.0
360	Pabna RWH	Tarash	7,700	16,284	0.5	41,805	17,516	2.4	101	45	2.2	2,066	928	2.2	200	52	3.8
361	Pabna RWH	Ullah Para	3,600	76,034	0.0	78,735	45,924	1.7	27	157	0.2	3,700	4,850	0.8	0	80	0.0
362	Patuakhali RWH	Amtali	27,800	12,372	2.2	34,470	19,968	1.7	58	15	3.9	1,904	2,072	0.9	0	150	0.0
363	Patuakhali RWH	Bakerganj	40,700	17,853	2.3	30,645	14,753	2.1	9	27	0.3	2,027	2,124	1.0	0	70	0.0
364	Patuakhali RWH	Bamna	12,000	2,989	4.0	6,150	4,346	1.4	10	18	0.6	248	215	1.2	144	63	2.3
365	Patuakhali RWH	Barguna Sadar	23,300	10,727	2.2	28,940	14,319	2.0	61	67	0.9	4,098	3,702	1.1	78	141	0.6
366	Patuakhali RWH	Bauphal	23,300	11,617	2.0	37,740	17,683	2.1	80	44	1.8	3,350	2,142	1.6	300	53	5.7
367	Patuakhali RWH	Betagi	13,500	4,324	3.1	14,295	4,937	2.9	10	20	0.5	930	734	1.3	200	24	8.3
368	Patuakhali RWH	Dashmina	11,200	3,107	3.6	11,205	5,029	2.2	71	16	4.4	1,429	792	1.8	200	45	4.4
369	Patuakhali RWH	Dumki	8,400	3,299	2.5	6,600	3,130	2.1	30	10	3.0	600	461	1.3	100	37	2.7
370	Patuakhali RWH	Galachipa	19,800	8,727	2.3	41,994	19,914	2.1	52	23	2.3	4,877	2,973	1.6	50	98	0.5
371	Patuakhali RWH	Kalapara	31,500	10,826	2.9	33,720	15,146	2.2	67	42	1.6	5,594	2,919	1.9	150	94	1.6
372	Patuakhali RWH	Mirzaganj	17,600	6,861	2.6	14,890	6,766	2.2	47	10	4.7	733	538	1.4	100	41	2.4
373	Patuakhali RWH	Nalchity	20,300	6,644	3.1	14,025	6,469	2.2	2	18	0.1	1,484	1,414	1.0	72	63	1.1
374	Patuakhali RWH	Patharghata	14,100	6,953	2.0	15,435	7,663	2.0	27	18	1.5	1,458	1,354	1.1	100	42	2.4
375	Patuakhali RWH	Patuakhali Sadar	37,900	15,745	2.4	27,825	12,616	2.2	116	89	1.3	3,700	3,457	1.1	100	94	1.1

SL	Warehouse Name	Upazila Name	Condom			Shukhi			IUD			Injectables			Implant		
			CBL	AMD	MOS	CBL	AMD	MOS	CBL	AMD	MOS	CBL	AMD	MOS	CBL	AMD	MOS
376	Rajshahi RWH	Bagatipara	16,900	14,181	1.2	45,585	7,593	6.0	27	6	4.5	871	410	2.1	200	41	4.9
377	Rajshahi RWH	Bagha	36,000	26,409	1.4	20,685	9,288	2.2	22	13	1.7	3,173	1,451	2.2	0	34	0.0
378	Rajshahi RWH	Baghmara	53,800	35,588	1.5	57,030	26,983	2.1	68	58	1.2	4,410	2,128	2.1	0	47	0.0
379	Rajshahi RWH	Baraigram	61,300	31,650	1.9	50,145	20,642	2.4	95	43	2.2	5,202	2,619	2.0	220	98	2.2
380	Rajshahi RWH	Bholahat	11,400	7,732	1.5	8,400	5,215	1.6	15	6	2.5	1,239	614	2.0	0	37	0.0
381	Rajshahi RWH	Boalia	45,600	126,804	0.4	20,010	11,366	1.8	63	73	0.9	5,521	3,012	1.8	20	60	0.3
382	Rajshahi RWH	Chapai Nababganj Sadar	37,200	45,419	0.8	54,200	19,011	2.9	110	45	2.4	6,670	3,701	1.8	0	54	0.0
383	Rajshahi RWH	Charghat	23,400	21,178	1.1	40,680	13,768	3.0	19	12	1.6	1,298	873	1.5	0	43	0.0
384	Rajshahi RWH	Durgapur	21,300	17,955	1.2	32,940	9,207	3.6	29	10	2.9	1,175	593	2.0	0	37	0.0
385	Rajshahi RWH	Godagari	46,800	36,479	1.3	42,570	18,149	2.3	55	25	2.2	5,629	2,810	2.0	0	37	0.0
386	Rajshahi RWH	Gomastapur	30,898	23,851	1.3	28,110	14,593	1.9	40	14	2.9	2,749	1,182	2.3	0	25	0.0
387	Rajshahi RWH	Gurudaspur	27,500	34,262	0.8	43,814	18,323	2.4	26	16	1.6	3,483	1,292	2.7	50	87	0.6
388	Rajshahi RWH	Lalpur	26,800	23,622	1.1	125,265	17,493	7.2	13	24	0.5	3,261	1,828	1.8	0	87	0.0
389	Rajshahi RWH	Mohanpur	41,900	20,230	2.1	30,845	13,018	2.4	25	7	3.6	3,817	2,149	1.8	0	50	0.0
390	Rajshahi RWH	Nachole	17,700	11,040	1.6	12,285	6,318	1.9	31	4	7.8	2,400	1,022	2.3	0	14	0.0
391	Rajshahi RWH	Natore Sadar	43,400	44,959	1.0	42,870	18,849	2.3	155	86	1.8	2,873	1,715	1.7	0	126	0.0
392	Rajshahi RWH	Paba	42,470	47,718	0.9	31,659	15,918	2.0	14	10	1.4	7,047	3,591	2.0	0	49	0.0
393	Rajshahi RWH	Puthia	37,400	24,841	1.5	28,215	13,178	2.1	32	17	1.9	2,813	1,319	2.1	0	60	0.0
394	Rajshahi RWH	Shibganj	30,900	38,938	0.8	53,430	24,544	2.2	50	26	1.9	4,260	2,607	1.6	0	69	0.0
395	Rajshahi RWH	Singra	58,278	38,387	1.5	54,325	26,233	2.1	53	36	1.5	4,135	2,395	1.7	205	145	1.4
396	Rajshahi RWH	Tanore	22,900	15,852	1.4	31,020	14,404	2.2	37	19	1.9	1,929	1,124	1.7	0	185	0.0
397	Rangamati RWH	Baghaichhari	16,600	9,116	1.8	4,710	5,990	0.8	43	8	5.4	1,997	417	4.8	50	14	3.6
398	Rangamati RWH	Barkal	7,300	5,155	1.4	8,370	3,225	2.6	46	4	11.5	680	409	1.7	5	16	0.3
399	Rangamati RWH	Belai Chhari	36,664	1,881	19.5	6,545	2,317	2.8	74	2	37.0	285	120	2.4	0	32	0.0
400	Rangamati RWH	Jurai Chhari	20,600	2,611	7.9	10,335	1,955	5.3	51	4	12.8	1,047	136	7.7	60	15	4.0

SL	Warehouse Name	Upazila Name	Condom			Shukhi			IUD			Injectables			Implant		
			CBL	AMD	MOS	CBL	AMD	MOS	CBL	AMD	MOS	CBL	AMD	MOS	CBL	AMD	MOS
401	Rangamati RWH	Kaptai	11,300	5,037	2.2	6,270	2,573	2.4	23	3	7.7	1,263	416	3.0	164	44	3.7
402	Rangamati RWH	Kawkhali (betbunia)	15,900	5,024	3.2	7,955	3,051	2.6	58	7	8.3	1,774	594	3.0	42	32	1.3
403	Rangamati RWH	Langadu	27,400	11,131	2.5	18,720	7,391	2.5	62	17	3.6	1,098	419	2.6	71	36	2.0
404	Rangamati RWH	Naniarchar	16,900	5,948	2.8	13,482	4,217	3.2	41	3	13.7	460	257	1.8	70	20	3.5
405	Rangamati RWH	Rajsthali	22,200	1,165	19.1	4,245	1,522	2.8	61	2	30.5	236	76	3.1	103	25	4.1
406	Rangamati RWH	Rangamati Sadar	17,500	10,041	1.7	16,620	6,124	2.7	124	37	3.4	1,429	657	2.2	70	47	1.5
407	Rangpur RWH	Aditmari	9,100	13,161	0.7	8,744	14,694	0.6	2	72	0.0	261	2,205	0.1	0	112	0.0
408	Rangpur RWH	Badarganj	42,700	13,831	3.1	92,230	29,450	3.1	30	44	0.7	3,100	2,630	1.2	0	77	0.0
409	Rangpur RWH	Bhurungamari	13,393	25,320	0.5	30,556	24,006	1.3	8	29	0.3	2,634	2,601	1.0	0	54	0.0
410	Rangpur RWH	Chilmari	4,000	9,483	0.4	13,285	15,568	0.9	11	19	0.6	980	970	1.0	0	55	0.0
411	Rangpur RWH	Dimla	4,600	6,642	0.7	28,380	22,749	1.2	8	30	0.3	785	2,455	0.3	90	123	0.7
412	Rangpur RWH	Domar	3,800	8,317	0.5	26,240	16,783	1.6	36	20	1.8	124	2,357	0.1	90	115	0.8
413	Rangpur RWH	Fulchhari	10,200	20,739	0.5	6,240	12,303	0.5	9	26	0.3	1,159	2,027	0.6	0	51	0.0
414	Rangpur RWH	Gaibandha Sadar	25,000	26,394	0.9	38,790	33,165	1.2	66	132	0.5	2,621	4,675	0.6	0	292	0.0
415	Rangpur RWH	Gangachara	7,200	12,651	0.6	85,935	21,677	4.0	20	39	0.5	1,595	4,085	0.4	0	104	0.0
416	Rangpur RWH	Gobindaganj	19,999	52,952	0.4	49,090	41,086	1.2	105	48	2.2	2,816	4,127	0.7	0	79	0.0
417	Rangpur RWH	Hatibandha	22,500	11,605	1.9	87,435	15,367	5.7	19	28	0.7	686	2,353	0.3	0	104	0.0
418	Rangpur RWH	Jaldhaka	8,900	13,416	0.7	28,635	25,659	1.1	0	30	0.0	2,259	3,306	0.7	100	118	0.8
419	Rangpur RWH	Kaliganj	4,000	7,655	0.5	58,545	15,997	3.7	12	40	0.3	2,024	1,787	1.1	50	75	0.7
420	Rangpur RWH	Kaunia	10,900	12,648	0.9	17,985	13,105	1.4	40	29	1.4	1,010	2,932	0.3	0	85	0.0
421	Rangpur RWH	Kishoreganj	9,200	5,137	1.8	21,505	18,414	1.2	23	24	1.0	990	1,704	0.6	0	122	0.0
422	Rangpur RWH	Kurigram Sadar	5,000	14,261	0.4	21,613	23,401	0.9	2	47	0.0	3,085	3,233	1.0	0	70	0.0
423	Rangpur RWH	Lalmonirhat Sadar	13,200	11,588	1.1	22,810	17,809	1.3	57	16	3.6	1,323	3,824	0.3	0	97	0.0
424	Rangpur RWH	Mitha Pukur	11,500	25,203	0.5	32,055	34,650	0.9	100	31	3.2	2,649	3,955	0.7	0	164	0.0
425	Rangpur RWH	Nageshwari	11,600	12,705	0.9	61,433	36,718	1.7	1	47	0.0	3,639	3,926	0.9	50	52	1.0

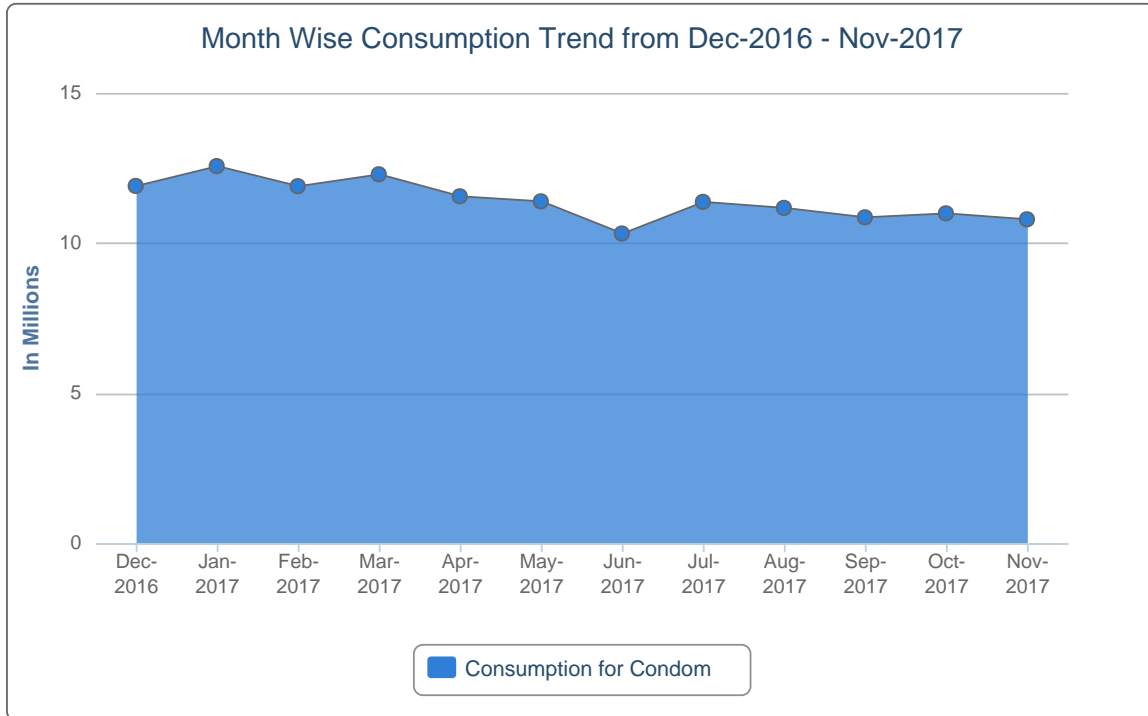
SL	Warehouse Name	Upazila Name	Condom			Shukhi			IUD			Injectables			Implant		
			CBL	AMD	MOS	CBL	AMD	MOS	CBL	AMD	MOS	CBL	AMD	MOS	CBL	AMD	MOS
426	Rangpur RWH	Nilphamari Sadar	3,700	14,101	0.3	33,540	37,125	0.9	10	63	0.2	1,364	3,822	0.4	0	96	0.0
427	Rangpur RWH	Palashbari	5,300	8,061	0.7	21,630	20,252	1.1	52	22	2.4	2,173	2,259	1.0	0	94	0.0
428	Rangpur RWH	Patgram	8,600	5,823	1.5	62,025	14,817	4.2	55	11	5.0	2,109	1,682	1.3	0	63	0.0
429	Rangpur RWH	Phulbari	1,100	5,748	0.2	12,015	15,320	0.8	1	57	0.0	1,107	2,581	0.4	0	52	0.0
430	Rangpur RWH	Pirgachha	6,900	23,225	0.3	26,606	27,291	1.0	109	93	1.2	675	3,092	0.2	0	103	0.0
431	Rangpur RWH	Pirganj	37,800	30,217	1.3	45,510	37,047	1.2	200	82	2.4	3,400	3,619	0.9	0	125	0.0
432	Rangpur RWH	Rajarhat	7,300	14,989	0.5	12,960	18,401	0.7	0	39	0.0	1,623	2,881	0.6	0	68	0.0
433	Rangpur RWH	Rangpur Sadar	22,500	36,334	0.6	46,420	33,159	1.4	204	99	2.1	2,325	6,010	0.4	0	227	0.0
434	Rangpur RWH	Sadullapur	2,800	31,961	0.1	27,620	24,895	1.1	2	67	0.0	517	3,570	0.1	0	56	0.0
435	Rangpur RWH	Saghata	12,100	8,260	1.5	18,720	21,266	0.9	6	26	0.2	1,770	1,537	1.2	0	45	0.0
436	Rangpur RWH	Saidpur	13,824	30,663	0.5	14,007	16,816	0.8	16	30	0.5	2,125	1,813	1.2	0	56	0.0
437	Rangpur RWH	Sundarganj	20,300	39,208	0.5	39,896	45,765	0.9	209	113	1.8	2,847	6,272	0.5	0	263	0.0
438	Rangpur RWH	Taraganj	9,000	6,263	1.4	12,682	12,124	1.0	1	16	0.1	1,083	1,168	0.9	0	88	0.0
439	Rangpur RWH	Ulipur	11,900	19,634	0.6	41,670	44,043	0.9	12	43	0.3	3,503	3,943	0.9	0	79	0.0
440	Sylhet RWH	Ajmiriganj	3,300	4,826	0.7	7,065	6,523	1.1	12	4	3.0	7	239	0.0	94	15	6.3
441	Sylhet RWH	Bahubal	4,900	8,054	0.6	15,591	6,967	2.2	69	8	8.6	591	469	1.3	0	36	0.0
442	Sylhet RWH	Balaganj	12,100	49,528	0.2	32,490	14,766	2.2	66	12	5.5	1,035	2,449	0.4	5	58	0.1
443	Sylhet RWH	Baniachong	2,150	13,892	0.2	30,475	13,325	2.3	94	4	23.5	4	757	0.0	4	30	0.1
444	Sylhet RWH	Barlekha	11,040	9,702	1.1	22,740	7,700	3.0	134	13	10.3	620	633	1.0	0	50	0.0
445	Sylhet RWH	Beani Bazar	562	20,777	0.0	13,443	6,951	1.9	51	14	3.6	41	544	0.1	5	15	0.3
446	Sylhet RWH	Bishwambarpur	5,900	6,738	0.9	16,145	7,194	2.2	49	9	5.4	1,078	706	1.5	76	12	6.3
447	Sylhet RWH	Bishwanath	7,800	9,101	0.9	6,589	4,068	1.6	20	13	1.5	750	428	1.8	2	36	0.1
448	Sylhet RWH	Chhatak	4,000	18,856	0.2	14,793	10,404	1.4	46	54	0.9	753	593	1.3	70	26	2.7
449	Sylhet RWH	Chunarughat	3,830	9,696	0.4	31,545	14,983	2.1	19	12	1.6	0	1,279	0.0	50	39	1.3
450	Sylhet RWH	Companiganj	5,900	17,266	0.3	12,195	7,979	1.5	82	3	27.3	146	1,379	0.1	20	57	0.4

SL	Warehouse Name	Upazila Name	Condom			Shukhi			IUD			Injectables			Implant		
			CBL	AMD	MOS	CBL	AMD	MOS	CBL	AMD	MOS	CBL	AMD	MOS	CBL	AMD	MOS
451	Sylhet RWH	Dakshin Sunamganj	1,900	11,409	0.2	12,585	6,774	1.9	46	8	5.8	131	823	0.2	50	35	1.4
452	Sylhet RWH	Dakshin Surma	22,400	44,668	0.5	31,830	13,068	2.4	40	5	8.0	1,220	1,247	1.0	50	28	1.8
453	Sylhet RWH	Derai	14,900	32,609	0.5	25,692	11,791	2.2	15	33	0.5	502	805	0.6	0	69	0.0
454	Sylhet RWH	Dowarabazar	3,600	13,443	0.3	24,407	12,362	2.0	62	6	10.3	0	1,049	0.0	18	46	0.4
455	Sylhet RWH	Fenchuganj	1,500	7,559	0.2	8,880	3,822	2.3	34	10	3.4	306	347	0.9	25	16	1.6
456	Sylhet RWH	Golapganj	38,800	31,182	1.2	17,190	9,783	1.8	19	24	0.8	1,617	670	2.4	5	48	0.1
457	Sylhet RWH	Gowainghat	23,700	26,763	0.9	25,605	11,125	2.3	107	23	4.7	3,577	3,043	1.2	50	49	1.0
458	Sylhet RWH	Habiganj Sadar	20,510	20,871	1.0	26,195	15,446	1.7	25	59	0.4	1,042	1,560	0.7	0	56	0.0
459	Sylhet RWH	Jagannathpur	9,900	15,342	0.6	18,090	7,740	2.3	35	20	1.8	507	442	1.1	13	44	0.3
460	Sylhet RWH	Jaintiapur	13,169	21,388	0.6	15,648	7,631	2.1	77	12	6.4	721	2,250	0.3	20	49	0.4
461	Sylhet RWH	Jamalganj	9,100	14,099	0.6	15,100	10,555	1.4	94	7	13.4	524	1,369	0.4	50	18	2.8
462	Sylhet RWH	Juri	5,700	8,604	0.7	13,370	5,778	2.3	55	25	2.2	515	499	1.0	64	20	3.2
463	Sylhet RWH	Kamalganj	7,400	18,511	0.4	26,355	16,582	1.6	10	40	0.3	540	1,367	0.4	10	54	0.2
464	Sylhet RWH	Kanaighat	5,400	38,390	0.1	29,445	13,249	2.2	50	15	3.3	1,158	2,259	0.5	50	35	1.4
465	Sylhet RWH	Kulaura	5,200	12,625	0.4	22,700	11,021	2.1	117	10	11.7	50	2,243	0.0	20	39	0.5
466	Sylhet RWH	Lakhai	4,100	6,877	0.6	12,120	8,164	1.5	99	2	49.5	356	379	0.9	13	34	0.4
467	Sylhet RWH	Madhabpur	5,800	16,429	0.4	41,460	18,932	2.2	68	7	9.7	697	854	0.8	110	48	2.3
468	Sylhet RWH	Maulvibazar Sadar	5,700	14,219	0.4	31,195	11,336	2.8	175	55	3.2	1,038	1,094	0.9	40	49	0.8
469	Sylhet RWH	Nabiganj	7,200	8,446	0.9	25,485	11,948	2.1	10	22	0.5	800	636	1.3	10	42	0.2
470	Sylhet RWH	Rajnagar	7,880	9,126	0.9	21,205	10,028	2.1	53	23	2.3	400	1,480	0.3	50	45	1.1
471	Sylhet RWH	Sreemangal	3,000	18,260	0.2	32,580	14,826	2.2	52	26	2.0	1,039	1,472	0.7	0	90	0.0
472	Sylhet RWH	Sulla	38,800	8,049	4.8	14,505	4,935	2.9	70	4	17.5	621	359	1.7	20	26	0.8
473	Sylhet RWH	Sunamganj Sadar	51,456	15,470	3.3	38,355	9,200	4.2	118	20	5.9	1,764	1,521	1.2	70	55	1.3
474	Sylhet RWH	Sylhet Sadar	32,100	87,082	0.4	40,235	55,410	0.7	33	141	0.2	617	9,297	0.1	50	191	0.3
475	Sylhet RWH	Tahirpur	13,900	18,357	0.8	20,100	11,755	1.7	59	10	5.9	818	466	1.8	0	46	0.0

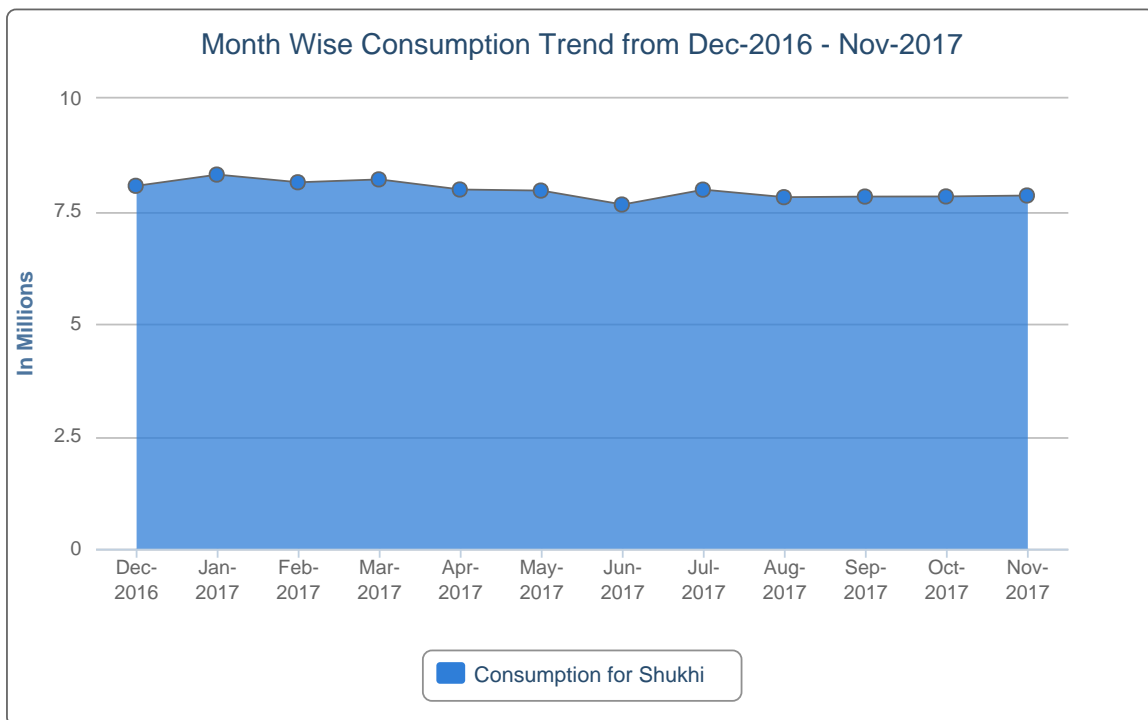
SL	Warehouse Name	Upazila Name	Condom			Shukhi			IUD			Injectables			Implant		
			CBL	AMD	MOS	CBL	AMD	MOS	CBL	AMD	MOS	CBL	AMD	MOS	CBL	AMD	MOS
476	Sylhet RWH	Zakiganj	26,960	43,262	0.6	28,101	12,964	2.2	59	9	6.6	45	1,356	0.0	10	92	0.1
477	Tangail RWH	Basail	17,760	23,116	0.8	338,242	13,363	25.3	3	35	0.1	2,305	1,076	2.1	0	79	0.0
478	Tangail RWH	Bhuapur	76,000	25,931	2.9	185,148	19,043	9.7	100	41	2.4	1,952	1,834	1.1	200	52	3.8
479	Tangail RWH	Chauhali	1,498	10,786	0.1	50,328	5,497	9.2	25	15	1.7	4,811	720	6.7	4	33	0.1
480	Tangail RWH	Delduar	57,100	37,720	1.5	206,157	20,380	10.1	20	36	0.6	7,460	1,066	7.0	0	50	0.0
481	Tangail RWH	Ghatail	0	38,498	0.0	49,200	42,137	1.2	80	19	4.2	150	3,905	0.0	0	136	0.0
482	Tangail RWH	Gopalpur	158,200	21,555	7.3	165,795	16,377	10.1	70	38	1.8	1,799	1,810	1.0	0	59	0.0
483	Tangail RWH	Kalihati	0	41,507	0.0	50,375	40,451	1.2	0	72	0.0	4,000	6,226	0.6	100	79	1.3
484	Tangail RWH	Madhupur	21,200	28,806	0.7	26,670	37,589	0.7	53	29	1.8	3,159	2,883	1.1	0	80	0.0
485	Tangail RWH	Mirzapur	800	26,354	0.0	28,755	29,902	1.0	2	50	0.0	2,414	1,164	2.1	0	66	0.0
486	Tangail RWH	Nagarpur	0	28,390	0.0	39,645	26,441	1.5	100	53	1.9	2,607	2,178	1.2	0	118	0.0
487	Tangail RWH	Sakhipur	0	25,902	0.0	29,760	26,513	1.1	0	31	0.0	3,824	1,176	3.3	144	33	4.4
488	Tangail RWH	Tangail Sadar	200	43,349	0.0	121,635	25,626	4.7	0	76	0.0	2,012	3,079	0.7	100	122	0.8

7. Month-wise Consumption Trend

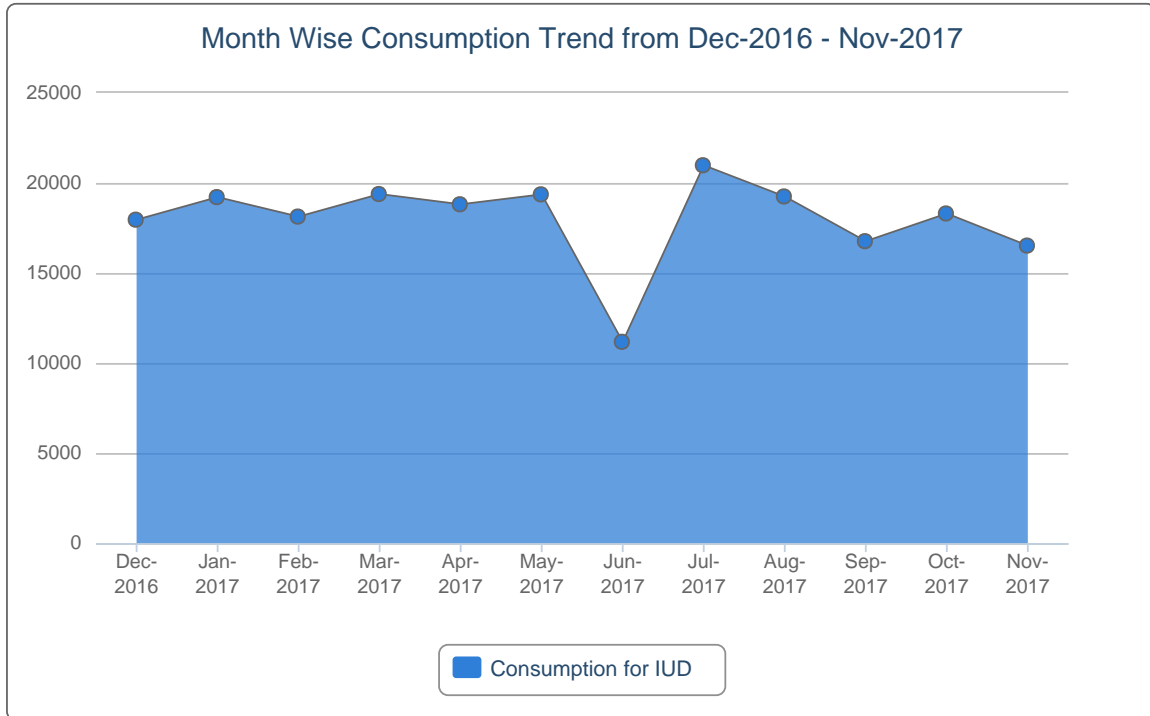
7(a).



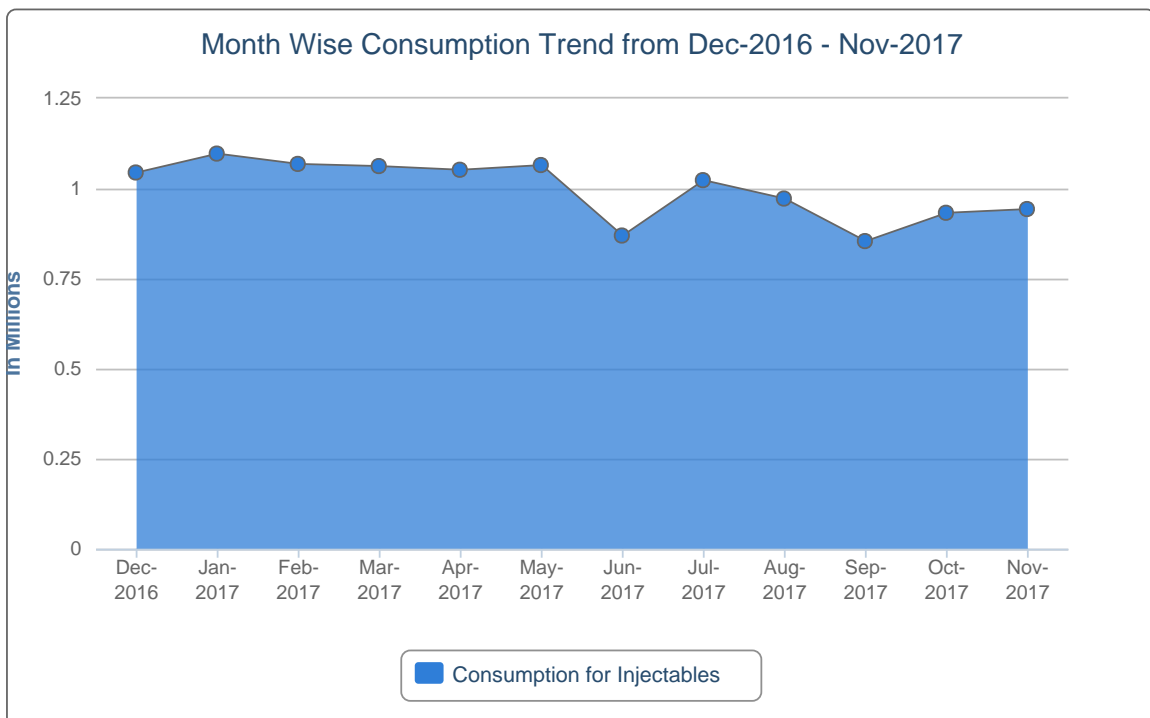
7(b).



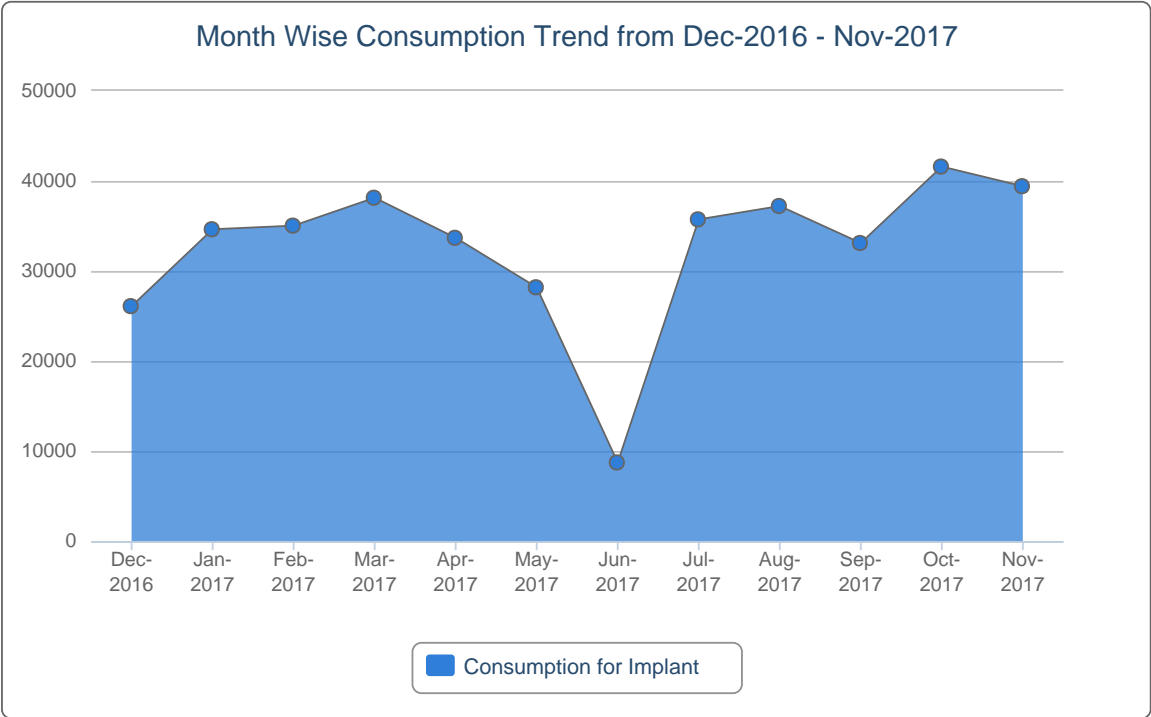
7(c).



7(d).



7(e).



8. Report on Upazila and Warehouse Having Stock Out in last month

SL	Products Name	No of Stockout WH	% of Stockout WH	No of Stockout Upazila Store	% of Stockout Upazila Store	No of Stockout Upazila Field	% of Stockout Upazila Field
1	Condom	4	19%	9	2%	0	0%
2	Shukhi	1	5%	1	0%	0	0%
3	IUD	0	0%	21	4%	0	0%
4	Injectables	0	0%	8	2%	0	0%
5	Implant (Total)	2	10%	-	-	3	1%

List of Stock Out Warehouses

SL	Commodity	Warehouse	Phone
1	Condom	Rajshahi RWH	0721-772196
2	Condom	Bogra RWH	051-66706
3	Condom	Dinajpur RWH	0531-65965
4	Condom	Rangpur RWH	0521-64911
5	Shukhi	Rangpur RWH	0521-64911
6	Implant (Total)	Faridpur RWH	0631-64414
7	Implant (Total)	Bogra RWH	051-66706

List of StockOut Upazilas

SL	Commodity	Warehouse	District	Upazila	Phone
1	Condom	Bogra RWH	Dinajpur	Hakimpur, Dinajpur	
2	Condom	Bogra RWH	Joypurhat	Joypurhat Sadar, Joypurhat	
3	Condom	Dinajpur RWH	Dinajpur	Birampur, Dinajpur	
4	Condom	Dinajpur RWH	Dinajpur	Khansama, Dinajpur	
5	Condom	Pabna RWH	Pabna	Pabna Sadar, Pabna	
6	Condom	Tangail RWH	Tangail	Ghatail, Tangail	
7	Condom	Tangail RWH	Tangail	Kalihati, Tangail	
8	Condom	Tangail RWH	Tangail	Nagarpur, Tangail	
9	Condom	Tangail RWH	Tangail	Sakhipur, Tangail	
10	Shukhi	Mymensingh RWH	Sunamganj	Dharampasha, Sunamganj	
11	IUD	Comilla RWH	Comilla	Brahman Para, Comilla	
12	IUD	Comilla RWH	Comilla	Chandina, Comilla	
13	IUD	Dhaka CWH	Narayanganj	Bandar, Narayanganj	
14	IUD	Dinajpur RWH	Dinajpur	Birampur, Dinajpur	
15	IUD	Faridpur RWH	Barisal	Barisal Sadar (kotwali), Barisal	
16	IUD	Faridpur RWH	Barisal	Gauradi, Barisal	
17	IUD	Faridpur RWH	Madaripur	Madaripur Sadar, Madaripur	
18	IUD	Jamalpur RWH	Jamalpur	Dewanganj, Jamalpur	
19	IUD	Jamalpur RWH	Jamalpur	Madarganj, Jamalpur	

20	IUD	Jamalpur RWH	Sherpur	Nakla, Sherpur	
21	IUD	Khulna RWH	Khulna	Terokhada, Khulna	
22	IUD	Noakhali RWH	Lakshmipur	Kamalnagar, Lakshmipur	
23	IUD	Noakhali RWH	Lakshmipur	Lakshmipur Sadar, Lakshmipur	
24	IUD	Noakhali RWH	Noakhali	Begumganj, Noakhali	
25	IUD	Noakhali RWH	Noakhali	Sonaimuri, Noakhali	
26	IUD	Pabna RWH	Pabna	Pabna Sadar, Pabna	
27	IUD	Rangpur RWH	Kurigram	Rajarhat, Kurigram	
28	IUD	Rangpur RWH	Nilphamari	Jaldhaka, Nilphamari	
29	IUD	Tangail RWH	Tangail	Kalihati, Tangail	
30	IUD	Tangail RWH	Tangail	Sakhipur, Tangail	
31	IUD	Tangail RWH	Tangail	Tangail Sadar, Tangail	
32	Injectables	Bogra RWH	Joypurhat	Joypurhat Sadar, Joypurhat	
33	Injectables	Faridpur RWH	Faridpur	Madhukhali, Faridpur	
34	Injectables	Faridpur RWH	Faridpur	Nagarkanda, Faridpur	
35	Injectables	Faridpur RWH	Rajbari	Rajbari Sadar, Rajbari	
36	Injectables	Mymensingh RWH	Sunamganj	Dharampasha, Sunamganj	
37	Injectables	Noakhali RWH	Lakshmipur	Lakshmipur Sadar, Lakshmipur	
38	Injectables	Sylhet RWH	Habiganj	Chunarughat, Habiganj	
39	Injectables	Sylhet RWH	Sunamganj	Dowarabazar, Sunamganj	
40	Implant (Total)	Kushtia RWH	Chuadanga	Jiban Nagar, Chuadanga	
41	Implant (Total)	Rangpur RWH	Rangpur	Gangachara, Rangpur	
42	Implant (Total)	Rangpur RWH	Rangpur	Taraganj, Rangpur	



This report is generated with the financial support of USAID and the technical assistance from Systems for Improved Access to Pharmaceuticals and Services (SIAPS), implemented by Management Sciences for Health-MSH.

If you need more information, please visit at <http://www.dgfplmis.org>