

FAMILY PLANNING MONTHLY LOGISTICS REPORT

November 2018



**Management Information System (MIS)
Directorate General of Family Planning (DGFP)**

6, Kawran Bazar, Dhaka1215

Email: dirmisfp@gmail.com, dirlsdgfp@gmail.com
www.dgfp.gov.bd, www.scmpbd.org

Government of the People's Republic of Bangladesh
Directorate General of Family Planning
Management Information System (MIS)
6, Kawran Bazar, Dhaka- 1215
www.dgfp.gov.bd


Memo No. DGFP/MIS/09(Report)/04/2017/18

Date: 06 January, 2019.

Sub: Family Planning Monthly Logistics Report for the Month of November' 2018.

Family Planning Monthly Logistics Report for the Month of November' 2018 is sent herewith for your kind information & necessary action. This report is prepared on the basis of Form-7 submitted by Warehouses and Form-7B submitted by Upazila Family Planning Offices by using WIMS & UIMS operational tools. It provides useful information on monthly distribution and stock balance of all the major contraceptives & DDS Kits of Warehouse/Upazila Stores. A summary of important events happened during reporting month included in this report. For more information you are requested to visit at www.scmpbd.org web site.

Comments and suggestions for improvement of this report will be highly appreciated.


(Md. Nazmus Sadat Salim)
Joint Secretary (MEFW Division)
and
Director & Line Director (MIS)
Phone: 9146262
Mail: dirmis@dgfp.gov.bd

Memo No. - DGFP/MIS/09(Report)/04/2017/18/1(202)

Date: 06 January, 2019.

Copy of the report forwarded to:

1. Secretary, Medical Education & Family Welfare Division (MEFW Division), Bangladesh Secretariat, Dhaka.
2. Additional Secretary (Admin), (MEFW Division), Bangladesh Secretariat, Dhaka.
3. Joint Secretary (Development), (MEFW Division), Bangladesh Secretariat, Dhaka.
4. Joint Chief (Planning), Health Service Division, Bangladesh Secretariat, Dhaka
5. Joint Chief (Population & Planning wing), Planning commission, Sher-e-Bangla Nagar, Dhaka.
6. Joint Chief (Planning), Program Management and Monitoring Unit (PMMU), Azimpur, Dhaka-1205.
7. Deputy Chief (Planning), (ME&FW Division), Bangladesh Secretariat, Dhaka.
8. P.S. to the Honorable Minister, Ministry of Health and Family Welfare, Bangladesh Secretariat, Dhaka, for kind information of the Honorable Minister.
9. P.S. to the Honorable State Minister, Ministry of Health and Family Welfare, Bangladesh Secretariat, Dhaka, for kind information of the Honorable State Minister.
10. Director Administration, Directorate General of Family Planning, 6 Kawran Bazar, Dhaka 1215.
11. Director Logistics & Supply and Line Director (Procurement, Storage & Supply Management), Directorate General of Family Planning, 6 Kawran Bazar, Dhaka 1215.

12. Director Finance & Line Director (Family Planning Field Service Delivery), Directorate General of Family Planning, 6 Kawran Bazar, Dhaka 1215.
13. Director (IEM) & Line Director (Information, Education and Communication), Directorate General of Family Planning, 6 Kawran Bazar, Dhaka 1215.
14. Director Planning & Line Director (Planning Monitoring and Evaluation), Directorate General of Family Planning, 6 Kawran Bazar, Dhaka 1215.
15. Line Director (Maternal, Child, Reproductive and Adolescent Health), Directorate General of Family Planning, 6 Kawran Bazar, Dhaka 1215.
16. Line Director (Clinical Contraception Services Delivery Program), Directorate General of Family Planning, 6 Kawran Bazar, Dhaka 1215.
17. Divisional Director, Family Planning, Dhaka / Chittagong / Rajshahi / Khulna / Sylhet / Barisal/ Rangpur Division.
18. Deputy Chief (FW)/ (Health), Ministry of Health & Family Welfare, Bangladesh Secretariat, Dhaka.
19. Additional Director (Drugs and Stores), Directorate General of Family Planning, Central Warehouse, Mohakhali, Dhaka.
20. Deputy Director, Family Planning, ----- District (You are requested to take appropriate measures to ensure timely online submission of Form 7B report from upazilas.
21. Supply Officer, Family Planning, ----- CWH/RWHs.
22. Assistant Maintenance Engineer, MIS Unit, DGFP (Requested to upload this report to DGFP website (www.dgfp.gov.bd).
23. Country Project Director, SIAPS/MSH, House: 3, Road: No. 23B, Gulshan-1, Dhaka-1212.
24. Country Director, the World Bank, E-32, Agargaon, Sher-e-Banala Nagar, Dhaka-1207.
25. Team Leader, Population & Health Team, USAID, Madani Avenue, Baridhara, Dhaka.
26. Country Representative, UNFPA, IDB Bhaban, Agargaon, Sher-E-Bangla Nagar, Dhaka.
27. Managing Director, SMC, SMC Tower, 33 Banani C/A, Dhaka-1213.
28. Documentation Center, IEM Unit, Directorate General of Family Planning, 6 Kawran Bazar, Dhaka.
29. Responsible person of Dispatch Section, MIS Unit is requested to distribute the published 'Family Planning Monthly Logistics Report' to concerned Person/Office/Organization.
30. PA to Director General, Directorate General of Family Planning, 6 Kawran Bazar, Dhaka 1215.
31. Office copy, MIS, DGFP, 6 Kawran Bazar, Dhaka -1215.
32. Concerned Organization/Person.



R. Barua
06.01.2019

(Ajoy Ratan Barua)
Deputy Director (MIS)

Table Of Contents

	Page
1. DGFP Stock Status Report	1-2
2. National Receipts Quantity by Product by Month	3
3. National Level Contraceptive Summary Report	4
4. Stock Status Report at Different Levels	5
5. Contraceptive Stock Status by Product at Upazila Store and Field	6-10
6. Contraceptive Stock Status by Product at Regional Warehouses/Upazila	11-31
7. Month-wise Consumption Trend	32-34
8. Report on Upazila and Warehouse Having Stock Out in last month	35

1. DGFP Stock Status Report

		 <div style="text-align: center;"> DGFP STOCK STATUS REPORT for Contraceptives - November 2018 </div> 																													
Year →	2018	2019												2020												2021					
Month →	12	1	2	3	4	5	6	7	8	9	10	11	12	1	2	3	4	5	6	7	8	9	10	11	12	1	2	3	4	5	6
Min.-Max. →						Min					Max																				
Product ↓	CS - 57.78m : 7.0 MOS																														
Condom	7.0 MOS												2018-19: 108.87m to be received = 13 MOS																		
*AMC = 8.23m	2018-19: GoB (Rev):175m																														
	CS (39.96m) : 5.6 MOS																														
Pill	5.6 MOS						2018-19: 110m = 16 MOS																								
*AMC = 7.08m													2018-19: 110m																		
	CS (0.648m): 41.1 MOS																														
IUD	41.1 MOS																														
*AMC = 15,760													2018-19: 0.3m																		
Injectables	CS 7.84 m = 8.3 MOS						2018-19: 12.5m = 14 MOS																								
*AMC = 0.943m													2018-19:12.5m																		
	CS - (0.309m) - 10.6 MOS																														
Implant	10.6 MOS												UNFPA: 0.2m = 7 MOS						2018-19: 0.2m = 7 MOS						2018-19: 0.4m = 13 MOS						
*AMC = 29,204	2018-19: GoB (Rev) - 0.42m & GoB (RPA) - 0.165m & 0.4m Single Rod																														
	<p><i>*AMC is calculated based on past 6-months consumption</i></p> <p><i>Data Sources: DGFP/L&S unit, DGFP LMIS web site - https://scmpbd.org/</i></p> <p><i>Central Warehouse WIMS data and Approved DGFP Procurement Plan</i></p> <p><i>National min-max stock level is 6 & 10 MOS</i></p>																														
	<p>Legend:</p> <ul style="list-style-type: none"> Current Stock (CS): Less than 3 MOS Current Stock (CS): MOS 3.0 to Less than 6 MOS Current Stock (CS): MOS 6 and above Planned for FY 2018-19 Procurement completed, yet to be received Donation <p>AMC = Average Monthly Consumption</p>																														

DGFP STOCK STATUS NOTES
(For Contraceptives)
Month: November 2018

CONDOM – Current national stock is 57.78 million pieces and this stock can be used up to June 2019.

- 2018-19: GoB (Rev) – Contract signed for of 175 million pcs, and received 66.13 million in till November 2018. EDCL will supply rest 108.87 million by June 2019.

PILL – Current national stock of Oral Contraceptive Pill is 39.96 million cycles which will go up to May 2019.

- 2018-19: GoB (RPA) – 100 million cycles. IFT published. Tenders opened on 18.09.2018. Purchase summary sent to ministry for CCGP approval.
- 2018-19: GoB (RPA) – 10 million cycles (Third generation oral pill). NOA issued.

IUD – Current national stock is 0.684 million pcs and this stock can be used up to April 2022.

- Status of 2018-19 procurement: 0.30 million sets – Tenders will be opened on 22.01.2019.

INJECTABLES – Current stock of 7.84 million vials and that can be used up to July 2019.

- 2018-19: GOB (RPA) – 12.5 million vials. IFT published. Tenders opened on 18.09.2018 and purchase summary sent to the ministry. Contract signed on 20.11.2018.

IMPLANT – Current stock is 0.309 million sets and this can be used up to October 2019.

- 2018-19 procurement: RPA (GoB) – 0.165 million sets: First shipment of 50,000 sets received on 12th September and rest 115,000 sets received on 4th October 2018.
- 2018 – 19 (GoB-Rev) - 0.22 million sets: NOA issued. Goods received on 12th November 2018.
- 2018 – 19 (GoB-Dev.) - 0.20 million sets: IFT published. Tenders will be opened on 26.11.2018 – TEC meeting held on 09.12.2018.
- UNFPA will donate 200,000 units of single rod implant, expecting arrival by December 2018.
- 2018 – 19 (GoB-Dev.) - 0.4 million sets (Single rod): Tenders will be opened on 23.01.2019.

You can also download the previous reports from <http://www.scmpbd.org/>

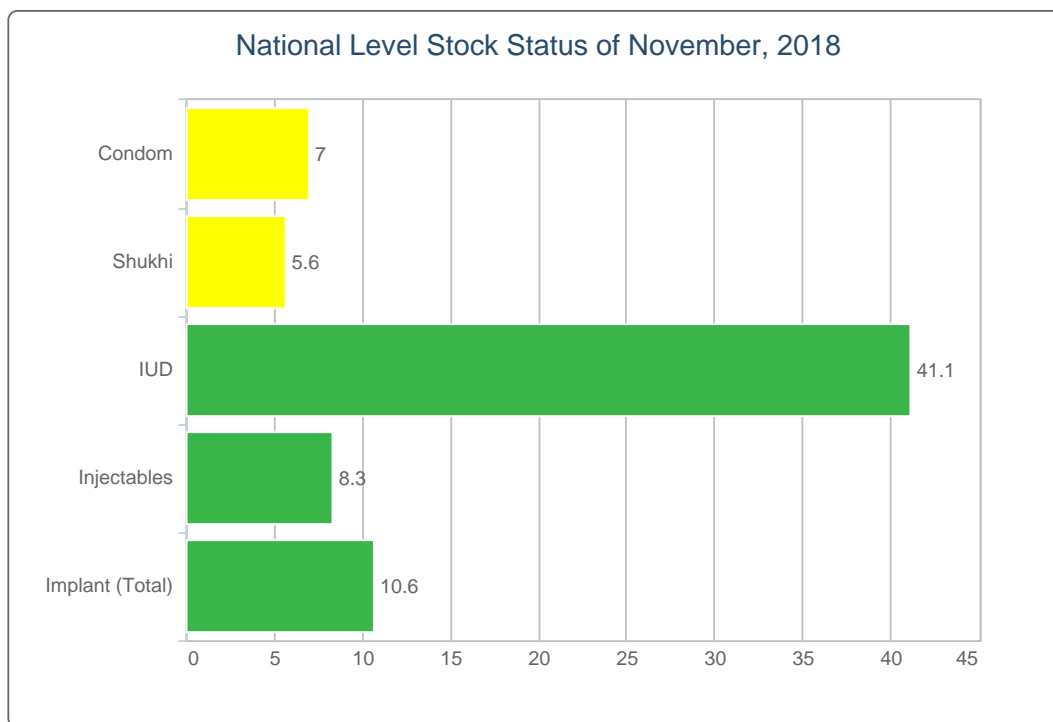
2. National Receipts Quantity by Product by Month

Contraceptive Received Report

Month: November, 2018

Item	Supplier	Receiver	Date Receipts	Qty
Condom	ESSENTIAL DRUGS CO. LTD.	Khulna RWH	30/11/18	3,312,000
	KHULNA ESSENTIAL LATEX PLANT((KELP)	Bogura RWH	30/11/18	9,162,000
Total				12,474,000
IUD	SMB Corporation Of India	Chattogram RWH	30/11/18	450,000
Total				450,000
Implant (Total)	TECHNO DRUGS Ltd	Dhaka CWH	30/11/18	220,000
Total				220,000

3. National Level Contraceptive Summary Report

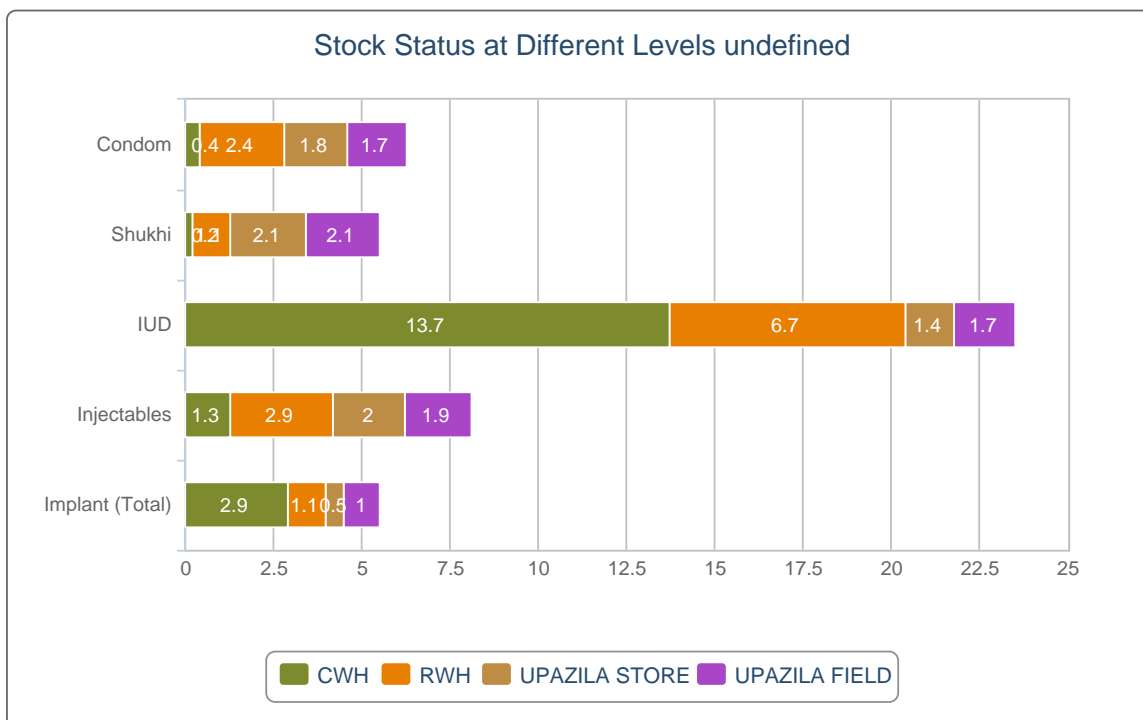


■ MOS less than 4.0
 ■ MOS 4.0 - 7.9
 ■ MOS 8.0 and above
 MOS = Month of Stock

National Level Stock Status of November, 2018

SL	Name of Products	Reported Consumption	Reported Closing Balance	Average Monthly Consumption	MOS
1	Condom	9,314,487	57,776,754	8,231,345	7.0
2	Shukhi	7,319,920	39,953,027	7,078,103	5.6
3	IUD	27,507	647,998	15,771	41.1
4	Injectables	972,053	7,843,291	943,982	8.3
5	Implant (Total)	55,597	309,438	29,224	10.6

4. Stock Status Report at Different Levels

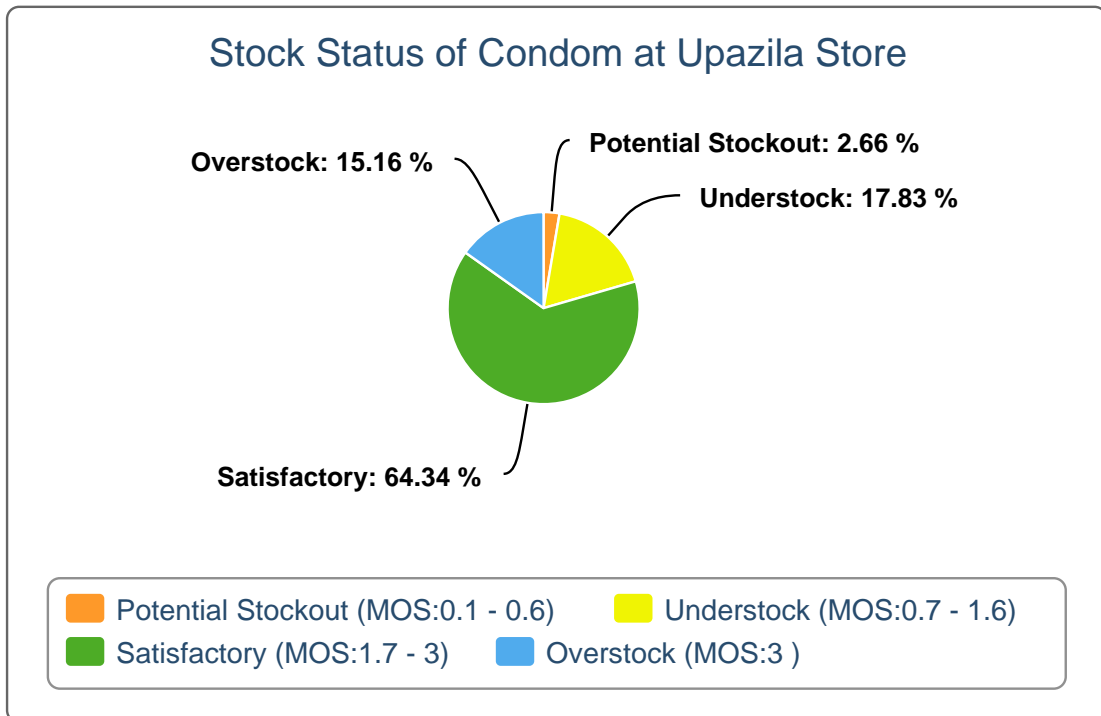


Stock Status at Different Levels November, 2018

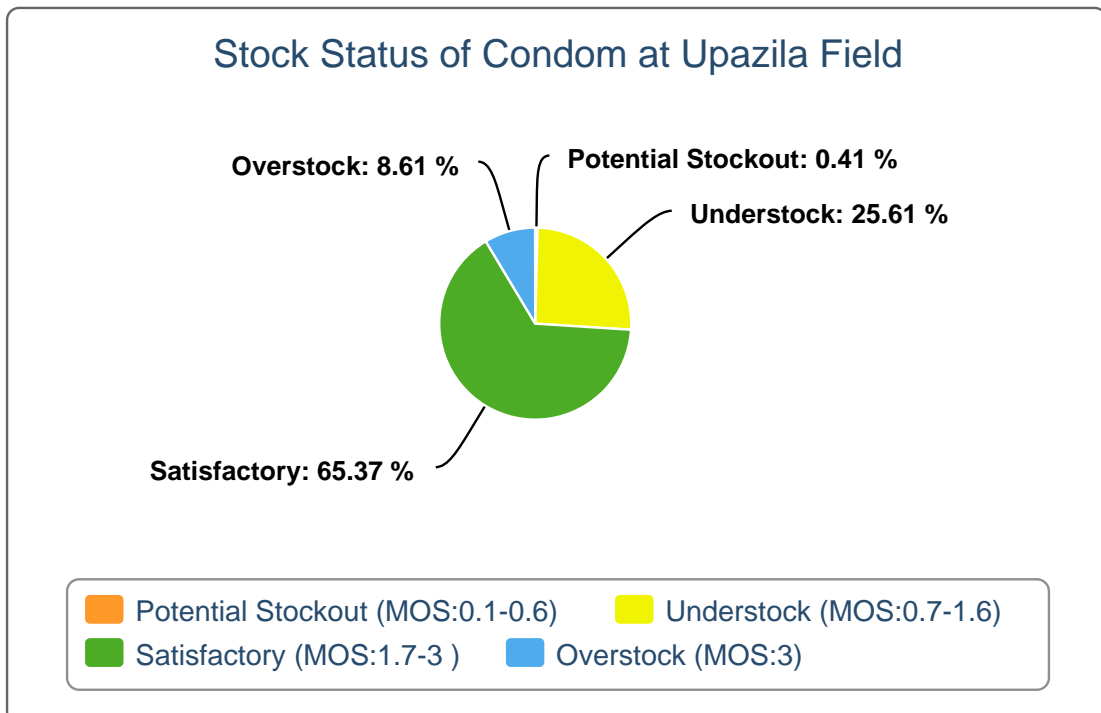
Products	Avg. Consump. of Last 6 Months	CWH Level	MOS	RWH Level	MOS	Upazila Level	MOS	Field Level	MOS	National Level	MOS
Condom	8,231,345	3,528,000	0.4	21,992,000	2.7	16,362,501	2	15,894,253	1.9	57,776,754	7
Shukhi	7,078,103	1,445,069	0.2	8,109,956	1.1	15,187,455	2.1	15,210,547	2.1	39,953,027	5.6
IUD	15,771	378,130	24	185,360	11.8	38,412	2.4	46,096	2.9	647,998	41.1
Injectables	943,982	1,242,485	1.3	2,810,000	3	1,937,433	2.1	1,853,373	2	7,843,291	8.3
Implant (Total)	29,224	162,200	5.6	63,682	2.2	26,841	0.9	56,715	1.9	309,438	10.6

5. Contraceptive Stock Status by Product at Upazila Store and Field

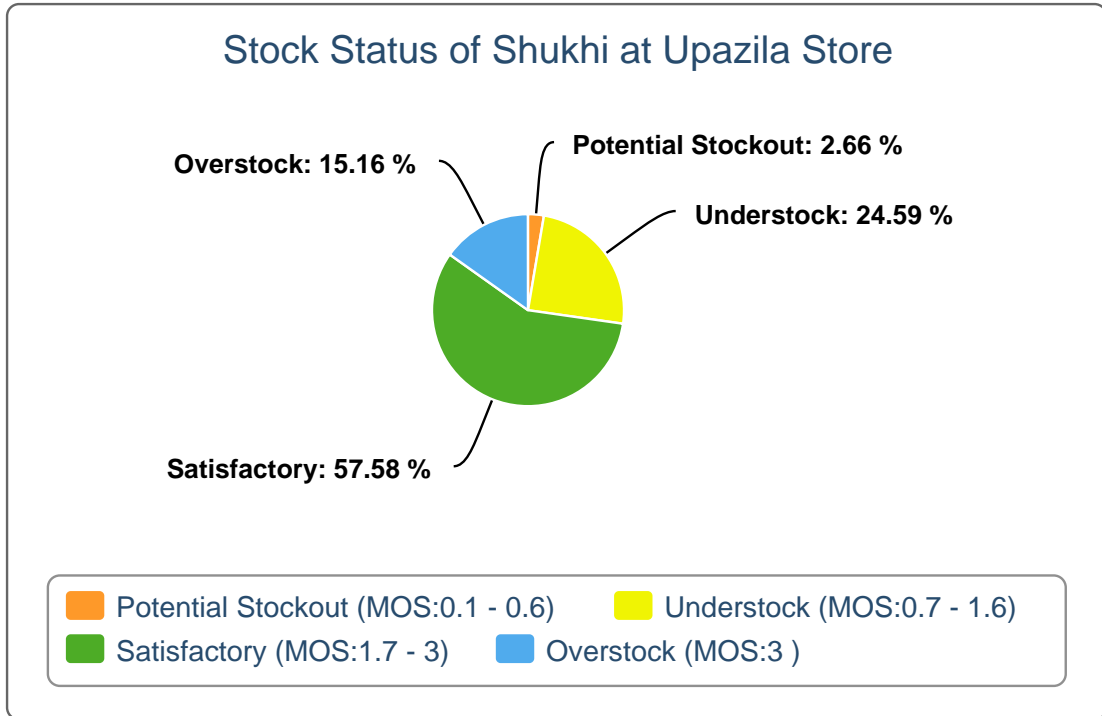
5(a).



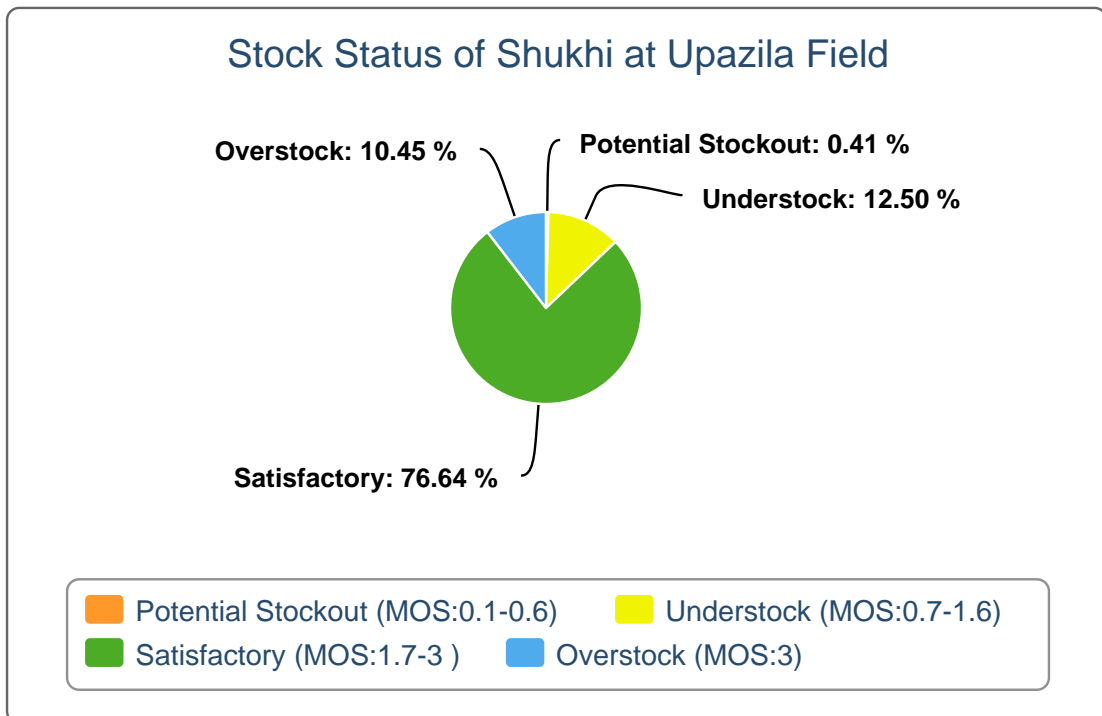
5(b).



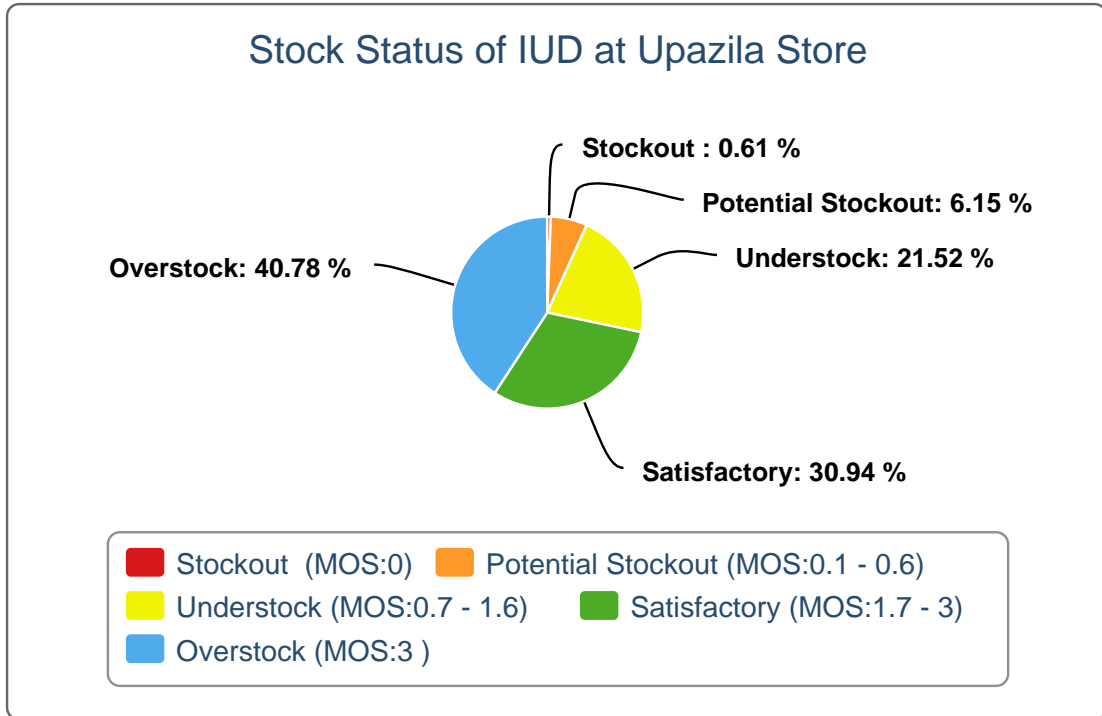
5(c).



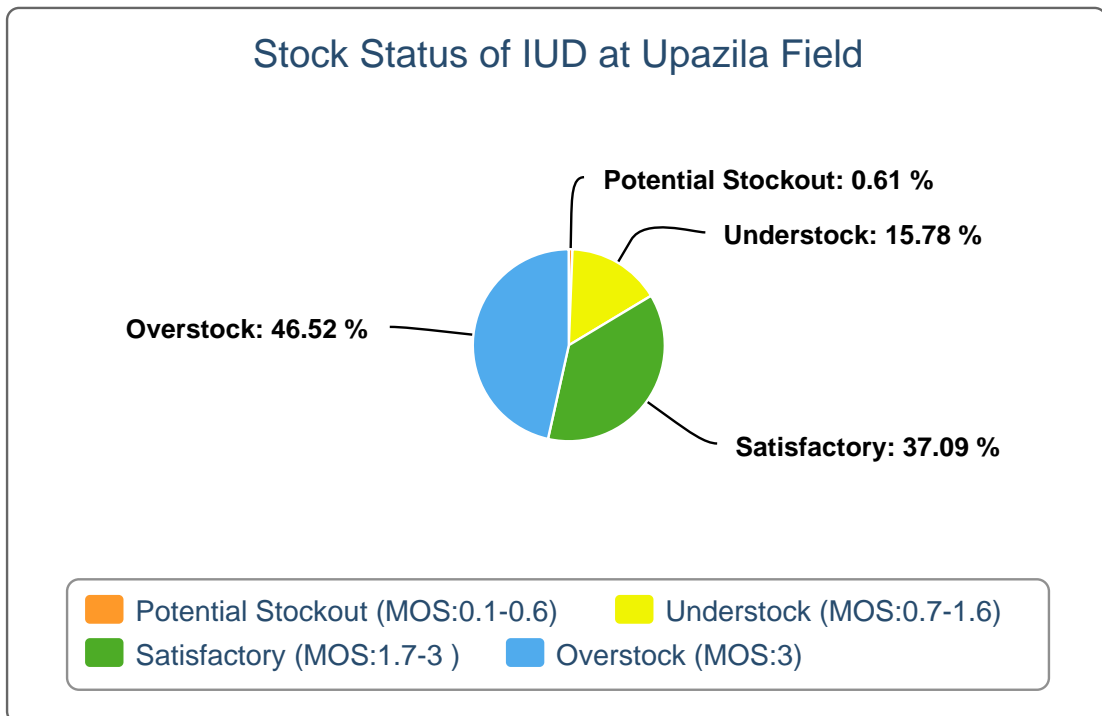
5(d).



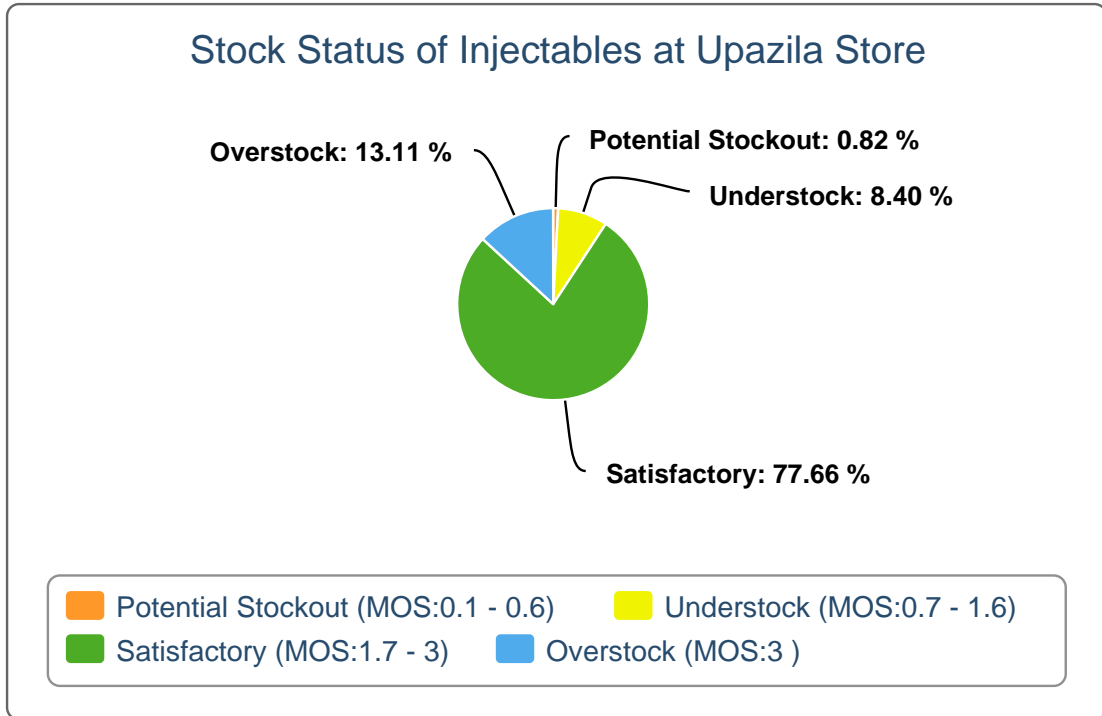
5(e).



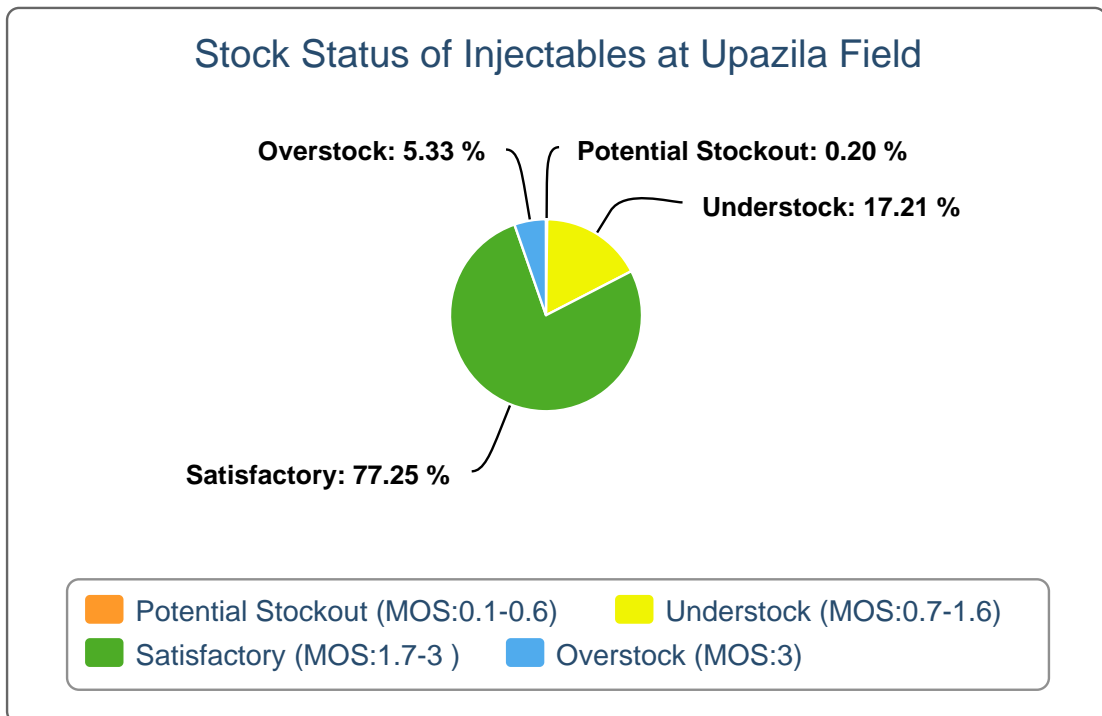
5(f).



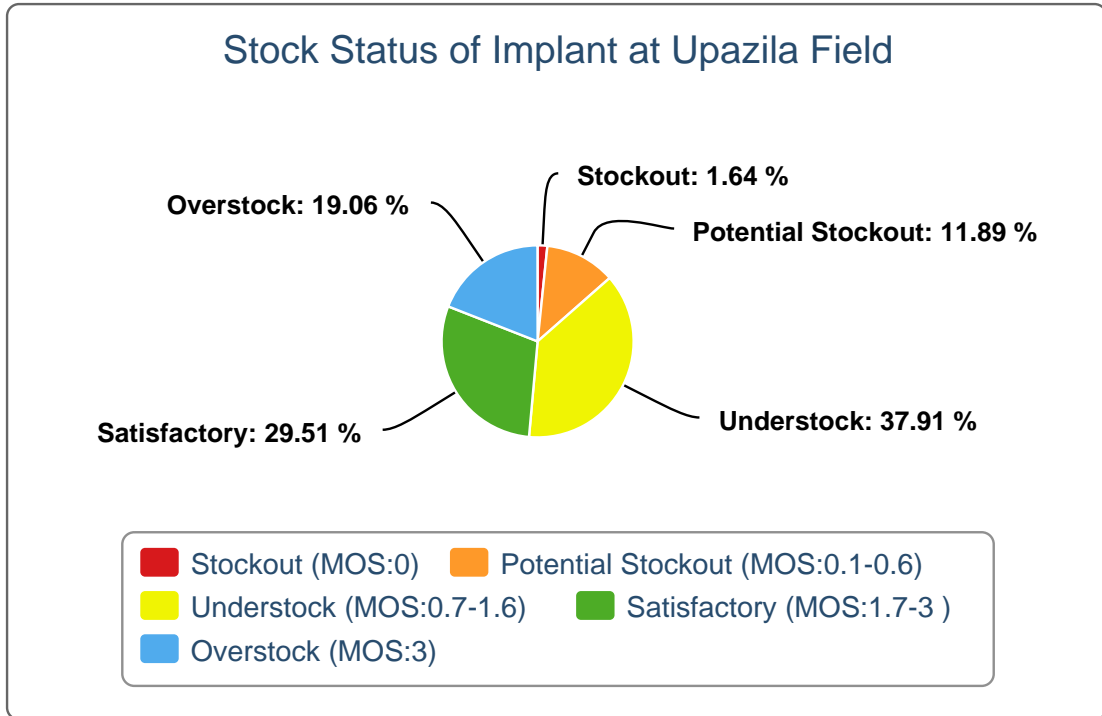
5(g).



5(h).



5(i).



6(a). Contraceptive Stock Status by Product at Regional Warehouses

SL	WH Name	Condom			Shukhi			IUD			Injectables			Implant		
		CBL	AMD	MOS	CBL	AMD	MOS	CBL	AMD	MOS	CBL	AMD	MOS	CBL	AMD	MOS
1	Bandarban RWH	64,800	36,994	1.8	54,720	20,253	2.7	470	115	4.1	5,000	3,235	1.5	10	214	0.0
2	Bhola RWH	140,400	96,219	1.5	407,520	85,209	4.8	2,875	229	12.6	56,000	40,041	1.4	70	449	0.2
3	Bogura RWH	1,867,000	501,723	3.7	616,835	396,069	1.6	7,900	631	12.5	298,000	32,130	9.3	5,400	2,135	2.5
4	Chattogram RWH	1,301,800	445,932	2.9	1,383,050	359,445	3.8	61,805	1,506	41.0	919,600	58,570	15.7	200	1,994	0.1
5	Cumilla RWH	780,200	445,208	1.8	821,020	381,936	2.1	12,140	1,559	7.8	160,000	68,871	2.3	7,595	2,155	3.5
6	Dhaka CWH	3,528,000	1,300,279	2.7	1,445,069	877,403	1.6	378,130	2,160	175.1	1,242,485	111,255	11.2	162,200	2,625	61.8
7	Dinajpur RWH	1,069,200	182,787	5.8	159,120	309,646	0.5	3,600	531	6.8	150,000	36,727	4.1	1,600	1,663	1.0
8	Faridpur RWH	1,134,000	574,623	2.0	275,040	399,024	0.7	4,975	1,151	4.3	56,000	46,755	1.2	3,600	1,924	1.9
9	Jamalpur RWH	572,400	242,036	2.4	917,280	235,822	3.9	5,878	463	12.7	104,200	31,335	3.3	5,550	1,003	5.5
10	Jashore RWH	585,800	422,909	1.4	285,120	310,314	0.9	6,600	530	12.5	84,300	46,423	1.8	2,002	1,170	1.7
11	Khulna RWH	9,833,600	618,323	15.9	429,450	433,892	1.0	15,000	811	18.5	78,800	44,670	1.8	5,700	1,441	4.0
12	Kushtia RWH	460,800	231,644	2.0	256,320	164,293	1.6	2,449	212	11.6	23,500	34,632	0.7	410	500	0.8
13	Mymensingh RWH	662,400	599,883	1.1	207,360	740,630	0.3	8,950	926	9.7	133,500	54,493	2.4	5,300	2,226	2.4
14	Noakhali RWH	345,600	236,658	1.5	125,280	187,594	0.7	6,400	636	10.1	79,600	41,223	1.9	3,450	1,371	2.5
15	Pabna RWH	950,400	414,595	2.3	319,680	357,098	0.9	5,700	879	6.5	130,000	45,632	2.8	5,550	955	5.8
16	Patuakhali RWH	180,000	115,171	1.6	329,760	155,230	2.1	5,550	393	14.1	83,800	25,561	3.3	4,100	910	4.5
17	Rajshahi RWH	615,600	548,471	1.1	201,600	313,057	0.6	8,219	447	18.4	108,300	37,109	2.9	4,400	1,144	3.8
18	Rangamati RWH	49,200	45,291	1.1	51,840	33,016	1.6	574	76	7.6	6,700	3,351	2.0	345	217	1.6
19	Rangpur RWH	928,800	454,194	2.0	296,640	624,200	0.5	17,125	1,412	12.1	162,000	104,203	1.6	7,250	2,514	2.9
20	Sylhet RWH	248,400	457,651	0.5	691,200	397,979	1.7	8,450	633	13.3	77,700	49,866	1.6	1,100	1,757	0.6
21	Tangail RWH	201,600	260,754	0.8	281,121	295,993	0.9	700	471	1.5	93,000	27,900	3.3	50	857	0.1

6(b). Contraceptive Stock Status by Product at Upazila

SL	Warehouse Name	Upazila Name	Condom			Shukhi			IUD			Injectables			Implant		
			CBL	AMD	MOS	CBL	AMD	MOS	CBL	AMD	MOS	CBL	AMD	MOS	CBL	AMD	MOS
1	Bandarban RWH	Alikadam	18,100	7,476	2.4	5,367	2,318	2.3	90	19	4.7	2,334	749	3.1	0	50	0.0
2	Bandarban RWH	Bandarban Sadar	13,200	5,020	2.6	9,370	4,027	2.3	74	25	3.0	1,911	680	2.8	17	32	0.5
3	Bandarban RWH	Lama	14,796	5,958	2.5	10,695	4,811	2.2	51	29	1.8	1,196	745	1.6	0	41	0.0
4	Bandarban RWH	Naikhongchhari	27,300	8,331	3.3	19,035	4,307	4.4	42	16	2.6	3,601	707	5.1	61	22	2.8
5	Bandarban RWH	Rowangchhari	3,700	2,226	1.7	5,080	1,819	2.8	33	4	8.3	297	159	1.9	50	17	2.9
6	Bandarban RWH	Ruma	18,200	5,330	3.4	2,715	1,521	1.8	0	12	0.0	155	126	1.2	10	14	0.7
7	Bandarban RWH	Thanchi	15,500	2,653	5.8	9,000	1,450	6.2	37	10	3.7	702	69	10.2	0	38	0.0
8	Bhola RWH	Bhola Sadar	23,000	12,439	1.8	14,415	10,084	1.4	106	59	1.8	12,200	5,572	2.2	0	136	0.0
9	Bhola RWH	Burhanuddin	14,100	4,358	3.2	15,540	7,425	2.1	32	18	1.8	3,894	1,648	2.4	10	67	0.1
10	Bhola RWH	Char Fasson	47,600	16,750	2.8	17,913	16,931	1.1	95	40	2.4	19,286	9,286	2.1	100	72	1.4
11	Bhola RWH	Daulat Khan	13,700	6,420	2.1	8,140	7,567	1.1	46	16	2.9	8,600	4,265	2.0	244	19	12.8
12	Bhola RWH	Hizla	21,300	8,802	2.4	6,480	5,143	1.3	32	12	2.7	2,766	1,567	1.8	30	18	1.7
13	Bhola RWH	Lalmohan	28,600	13,112	2.2	14,955	11,917	1.3	45	24	1.9	13,230	6,205	2.1	5	51	0.1
14	Bhola RWH	Manpura	9,552	4,203	2.3	3,368	2,842	1.2	25	6	4.2	1,361	1,871	0.7	72	22	3.3
15	Bhola RWH	Mehendiganj	28,200	14,747	1.9	13,575	10,547	1.3	56	20	2.8	9,657	4,586	2.1	72	15	4.8
16	Bhola RWH	Muladi	17,600	7,981	2.2	10,465	7,351	1.4	3	17	0.2	4,211	1,954	2.2	0	27	0.0
17	Bhola RWH	Tazumuddin	16,100	7,407	2.2	15,120	5,402	2.8	40	17	2.4	6,600	3,087	2.1	50	22	2.3
18	Bogura RWH	Adamdighi	49,500	9,736	5.1	37,425	6,701	5.6	102	18	5.7	2,466	382	6.5	0	43	0.0
19	Bogura RWH	Akkelpur	51,900	4,926	10.5	29,350	5,385	5.5	86	11	7.8	2,699	448	6.0	0	55	0.0
20	Bogura RWH	Atrai	29,800	9,573	3.1	38,735	12,205	3.2	157	11	14.3	3,354	469	7.2	110	47	2.3
21	Bogura RWH	Badalgachhi	37,400	14,694	2.5	29,535	14,353	2.1	111	10	11.1	6,191	1,723	3.6	200	55	3.6
22	Bogura RWH	Bogura Sadar	17,840	57,714	0.3	8,250	18,769	0.4	55	53	1.0	4,593	1,958	2.3	256	188	1.4
23	Bogura RWH	Dhamoirhat	26,500	8,273	3.2	22,951	8,508	2.7	88	18	4.9	3,635	907	4.0	200	33	6.1
24	Bogura RWH	Dhunat	80,700	29,236	2.8	34,340	19,754	1.7	96	23	4.2	4,209	2,138	2.0	0	85	0.0
25	Bogura RWH	Dhupchanchia	34,800	6,618	5.3	23,130	7,881	2.9	355	17	20.9	3,640	714	5.1	150	91	1.6

SL	Warehouse Name	Upazila Name	Condom			Shukhi			IUD			Injectables			Implant		
			CBL	AMD	MOS	CBL	AMD	MOS	CBL	AMD	MOS	CBL	AMD	MOS	CBL	AMD	MOS
26	Bogura RWH	Gabtali	78,000	35,905	2.2	31,635	19,406	1.6	58	13	4.5	3,805	2,614	1.5	0	87	0.0
27	Bogura RWH	Ghoraghat	50,100	5,647	8.9	36,825	6,851	5.4	82	25	3.3	2,160	424	5.1	100	40	2.5
28	Bogura RWH	Hakimpur	69,300	6,702	10.3	31,401	5,557	5.7	124	11	11.3	3,930	293	13.4	150	42	3.6
29	Bogura RWH	Joypurhat Sadar	58,800	18,343	3.2	32,013	12,670	2.5	105	61	1.7	5,925	1,220	4.9	10	184	0.1
30	Bogura RWH	Kahaloo	37,300	17,739	2.1	25,110	11,770	2.1	53	27	2.0	2,712	905	3.0	0	97	0.0
31	Bogura RWH	Kalai	34,356	5,950	5.8	25,995	8,312	3.1	85	12	7.1	2,820	478	5.9	0	33	0.0
32	Bogura RWH	Khetlal	45,000	7,693	5.8	27,150	5,169	5.3	130	12	10.8	1,927	236	8.2	100	35	2.9
33	Bogura RWH	Mahadebpur	38,700	14,172	2.7	40,635	17,370	2.3	75	12	6.3	2,101	906	2.3	195	61	3.2
34	Bogura RWH	Manda	70,200	20,128	3.5	60,480	31,542	1.9	403	64	6.3	9,755	1,880	5.2	10	71	0.1
35	Bogura RWH	Nandigram	18,300	8,331	2.2	25,350	12,181	2.1	50	3	16.7	2,610	383	6.8	0	48	0.0
36	Bogura RWH	Naogaon Sadar	39,600	23,574	1.7	45,720	18,705	2.4	124	21	5.9	2,728	1,370	2.0	0	87	0.0
37	Bogura RWH	Niamatpur	32,700	13,860	2.4	26,925	12,088	2.2	161	17	9.5	4,052	919	4.4	100	49	2.0
38	Bogura RWH	Panchbibi	46,390	11,730	4.0	43,347	8,946	4.8	25	12	2.1	3,385	640	5.3	21	112	0.2
39	Bogura RWH	Patnitala	40,800	9,893	4.1	36,887	9,158	4.0	132	11	12.0	2,281	511	4.5	52	71	0.7
40	Bogura RWH	Porsha	48,444	11,127	4.4	52,020	9,924	5.2	139	9	15.4	2,561	466	5.5	50	33	1.5
41	Bogura RWH	Raninagar	22,600	12,630	1.8	27,240	13,531	2.0	182	7	26.0	3,018	519	5.8	50	36	1.4
42	Bogura RWH	Sapahar	40,866	8,951	4.6	34,350	11,340	3.0	55	5	11.0	2,828	957	3.0	50	36	1.4
43	Bogura RWH	Sariakandi	38,100	11,943	3.2	22,770	8,546	2.7	52	30	1.7	3,440	1,087	3.2	0	112	0.0
44	Bogura RWH	Shajahanpur	62,000	38,615	1.6	50,645	16,398	3.1	172	30	5.7	2,511	1,045	2.4	0	79	0.0
45	Bogura RWH	Sherpur	68,100	28,451	2.4	32,491	20,385	1.6	33	24	1.4	3,833	1,593	2.4	0	56	0.0
46	Bogura RWH	Shibganj	59,600	27,475	2.2	43,320	23,228	1.9	136	28	4.9	10,600	3,773	2.8	200	80	2.5
47	Bogura RWH	Sonatola	75,500	22,094	3.4	48,915	19,436	2.5	20	36	0.6	3,972	1,172	3.4	0	89	0.0
48	Chattogram RWH	Anowara	22,500	10,533	2.1	25,485	11,944	2.1	112	36	3.1	1,845	897	2.1	100	53	1.9
49	Chattogram RWH	Banshkhali	22,200	15,002	1.5	30,495	13,933	2.2	104	42	2.5	4,705	2,313	2.0	2	57	0.0
50	Chattogram RWH	Boalkhali	17,600	8,006	2.2	22,064	11,091	2.0	128	38	3.4	1,157	547	2.1	150	44	3.4

SL	Warehouse Name	Upazila Name	Condom			Shukhi			IUD			Injectables			Implant		
			CBL	AMD	MOS	CBL	AMD	MOS	CBL	AMD	MOS	CBL	AMD	MOS	CBL	AMD	MOS
51	Chattogram RWH	Chakaria	32,300	19,367	1.7	33,720	16,971	2.0	142	57	2.5	8,379	4,263	2.0	300	126	2.4
52	Chattogram RWH	Chandanaish	24,600	9,444	2.6	21,585	10,060	2.1	48	45	1.1	1,447	929	1.6	20	43	0.5
53	Chattogram RWH	Cox's Bazar Sadar	32,500	27,265	1.2	42,285	20,347	2.1	382	43	8.9	5,305	3,069	1.7	80	107	0.7
54	Chattogram RWH	Dighinala	26,000	8,895	2.9	17,685	8,536	2.1	110	14	7.9	1,955	993	2.0	100	24	4.2
55	Chattogram RWH	Double Mooring	61,437	43,532	1.4	24,350	12,704	1.9	253	146	1.7	10,479	4,709	2.2	43	129	0.3
56	Chattogram RWH	Fatikchhari	37,760	22,775	1.7	39,800	18,683	2.1	117	46	2.5	4,946	2,469	2.0	0	151	0.0
57	Chattogram RWH	Hathazari	51,400	29,648	1.7	35,985	17,996	2.0	123	42	2.9	2,766	1,386	2.0	50	36	1.4
58	Chattogram RWH	Khagrachhari Sadar	22,600	6,867	3.3	12,015	6,005	2.0	66	47	1.4	1,406	697	2.0	40	22	1.8
59	Chattogram RWH	Kutubdia	19,500	3,611	5.4	22,185	4,343	5.1	183	20	9.2	2,690	1,286	2.1	100	56	1.8
60	Chattogram RWH	Lakshmichhari	15,700	1,968	8.0	9,255	2,730	3.4	39	17	2.3	312	114	2.7	60	13	4.6
61	Chattogram RWH	Lohagara	13,532	7,437	1.8	19,170	9,574	2.0	57	23	2.5	3,049	1,585	1.9	50	47	1.1
62	Chattogram RWH	Mahalchhari	10,700	3,619	3.0	9,525	4,309	2.2	25	7	3.6	733	367	2.0	150	26	5.8
63	Chattogram RWH	Maheshkhali	18,000	8,499	2.1	35,010	17,479	2.0	150	61	2.5	5,900	3,072	1.9	0	82	0.0
64	Chattogram RWH	Manikchhari	7,200	1,428	5.0	2,490	1,816	1.4	22	3	7.3	1,090	485	2.2	35	14	2.5
65	Chattogram RWH	Matiranga	15,500	7,806	2.0	15,120	7,439	2.0	93	17	5.5	1,971	922	2.1	115	22	5.2
66	Chattogram RWH	Mirsharai	25,800	13,291	1.9	30,199	15,228	2.0	122	61	2.0	4,812	2,340	2.1	0	88	0.0
67	Chattogram RWH	Panchhari	15,600	2,818	5.5	12,210	4,198	2.9	65	3	21.7	550	238	2.3	0	36	0.0
68	Chattogram RWH	Panchlaish	48,730	37,355	1.3	20,840	10,898	1.9	149	146	1.0	7,279	3,639	2.0	130	88	1.5
69	Chattogram RWH	Patiya	39,500	21,178	1.9	40,905	19,512	2.1	190	148	1.3	4,350	2,135	2.0	100	114	0.9
70	Chattogram RWH	Pekua	14,100	6,711	2.1	13,920	6,620	2.1	101	15	6.7	3,984	2,025	2.0	0	66	0.0
71	Chattogram RWH	Ramgarh	11,900	3,326	3.6	4,830	4,272	1.1	56	6	9.3	559	274	2.0	81	50	1.6
72	Chattogram RWH	Ramu	20,900	11,530	1.8	18,735	10,492	1.8	149	30	5.0	4,372	2,496	1.8	150	98	1.5
73	Chattogram RWH	Rangunia	41,600	23,712	1.8	33,300	15,230	2.2	57	69	0.8	3,930	1,909	2.1	0	41	0.0
74	Chattogram RWH	Raozan	35,748	16,627	2.1	29,810	13,973	2.1	38	69	0.6	2,639	1,293	2.0	2	46	0.0
75	Chattogram RWH	Sandwip	56,866	10,569	5.4	27,765	10,995	2.5	154	42	3.7	9,359	1,665	5.6	100	59	1.7

SL	Warehouse Name	Upazila Name	Condom			Shukhi			IUD			Injectables			Implant		
			CBL	AMD	MOS	CBL	AMD	MOS	CBL	AMD	MOS	CBL	AMD	MOS	CBL	AMD	MOS
76	Chattogram RWH	Satkania	16,800	11,409	1.5	23,340	11,660	2.0	162	33	4.9	1,924	963	2.0	0	67	0.0
77	Chattogram RWH	Sitakunda	33,700	20,631	1.6	30,890	14,125	2.2	102	81	1.3	3,428	1,816	1.9	50	43	1.2
78	Chattogram RWH	Teknaf	23,632	24,893	0.9	11,640	19,662	0.6	226	82	2.8	11,593	5,778	2.0	50	100	0.5
79	Chattogram RWH	Ukhia	33,100	6,180	5.4	14,175	6,620	2.1	136	17	8.0	5,853	1,896	3.1	200	46	4.3
80	Cumilla RWH	Akhaura	34,360	6,053	5.7	33,180	5,244	6.3	149	11	13.5	2,635	720	3.7	70	20	3.5
81	Cumilla RWH	Ashuganj	924	12,234	0.1	29,100	7,083	4.1	91	35	2.6	8,659	1,143	7.6	0	41	0.0
82	Cumilla RWH	Banchhampur	18,700	13,858	1.3	26,310	11,029	2.4	156	40	3.9	4,552	2,909	1.6	0	88	0.0
83	Cumilla RWH	Barura	30,500	18,877	1.6	11,390	19,756	0.6	29	78	0.4	3,738	3,165	1.2	50	78	0.6
84	Cumilla RWH	Bijoyagar	3,808	12,286	0.3	5,946	10,892	0.5	61	10	6.1	1,632	1,796	0.9	140	41	3.4
85	Cumilla RWH	Brahman Para	26,900	6,325	4.3	32,310	8,017	4.0	155	36	4.3	2,234	739	3.0	50	42	1.2
86	Cumilla RWH	Brahmanbaria Sadar	19,300	19,907	1.0	50,880	13,524	3.8	136	71	1.9	6,860	2,933	2.3	25	90	0.3
87	Cumilla RWH	Burichang	3,800	14,206	0.3	2,025	12,491	0.2	48	76	0.6	4,569	2,156	2.1	2	91	0.0
88	Cumilla RWH	Chandina	48,000	17,024	2.8	26,375	14,643	1.8	133	50	2.7	3,746	2,664	1.4	16	42	0.4
89	Cumilla RWH	Chandpur Sadar	25,400	15,396	1.6	33,470	14,286	2.3	53	106	0.5	5,894	2,409	2.4	50	138	0.4
90	Cumilla RWH	Chauddagam	17,300	18,185	1.0	16,545	19,865	0.8	225	44	5.1	3,859	3,804	1.0	0	46	0.0
91	Cumilla RWH	Cumilla Adarsha Sadar	10,400	28,111	0.4	14,415	19,005	0.8	120	131	0.9	5,469	3,226	1.7	50	124	0.4
92	Cumilla RWH	Cumilla Sadar Dakshin	38,700	13,104	3.0	2,940	16,983	0.2	5	64	0.1	5,454	2,791	2.0	2	54	0.0
93	Cumilla RWH	Daudkandi	54,200	13,986	3.9	22,830	10,892	2.1	192	67	2.9	4,237	1,933	2.2	0	46	0.0
94	Cumilla RWH	Debidwar	53,900	18,242	3.0	20,925	17,107	1.2	87	89	1.0	3,006	2,734	1.1	0	67	0.0
95	Cumilla RWH	Faridganj	37,300	11,911	3.1	30,255	10,956	2.8	195	43	4.5	5,100	2,741	1.9	0	93	0.0
96	Cumilla RWH	Haim Char	8,000	2,717	2.9	9,270	4,225	2.2	20	7	2.9	2,084	579	3.6	100	23	4.3
97	Cumilla RWH	Hajiganj	105,967	7,528	14.1	69,935	9,584	7.3	109	30	3.6	5,506	2,181	2.5	5	83	0.1
98	Cumilla RWH	Homna	16,900	13,330	1.3	35,205	7,862	4.5	66	41	1.6	3,248	1,334	2.4	200	32	6.3
99	Cumilla RWH	Kachua	31,300	19,266	1.6	36,090	14,247	2.5	76	44	1.7	2,947	3,712	0.8	0	71	0.0
100	Cumilla RWH	Kasba	25,800	14,725	1.8	36,765	13,201	2.8	123	26	4.7	3,779	1,503	2.5	0	53	0.0

SL	Warehouse Name	Upazila Name	Condom			Shukhi			IUD			Injectables			Implant		
			CBL	AMD	MOS	CBL	AMD	MOS	CBL	AMD	MOS	CBL	AMD	MOS	CBL	AMD	MOS
101	Cumilla RWH	Laksam	35,743	9,619	3.7	33,300	8,985	3.7	145	47	3.1	3,347	1,795	1.9	50	67	0.7
102	Cumilla RWH	Manoharganj	24,912	9,336	2.7	17,145	8,033	2.1	37	24	1.5	3,995	1,352	3.0	100	44	2.3
103	Cumilla RWH	Matlab Dakshin	27,398	9,302	2.9	41,952	5,890	7.1	260	25	10.4	6,464	1,552	4.2	15	57	0.3
104	Cumilla RWH	Matlab Uttar	22,400	12,239	1.8	30,380	13,178	2.3	91	39	2.3	5,767	1,594	3.6	0	96	0.0
105	Cumilla RWH	Meghna	38,500	5,452	7.1	30,525	4,150	7.4	178	21	8.5	2,413	811	3.0	50	27	1.9
106	Cumilla RWH	Muradnagar	1,400	26,833	0.1	23,265	18,344	1.3	58	89	0.7	6,084	3,000	2.0	0	95	0.0
107	Cumilla RWH	Nabinagar	22,400	18,232	1.2	37,470	16,070	2.3	98	22	4.5	4,824	2,517	1.9	151	92	1.6
108	Cumilla RWH	Nangalkot	14,900	16,023	0.9	22,965	11,467	2.0	143	56	2.6	5,023	2,445	2.1	0	73	0.0
109	Cumilla RWH	Nasirnagar	30,200	12,054	2.5	26,610	11,162	2.4	160	40	4.0	3,636	1,317	2.8	150	57	2.6
110	Cumilla RWH	Sarail	10,000	13,449	0.7	31,425	11,882	2.6	90	28	3.2	3,173	1,713	1.9	100	76	1.3
111	Cumilla RWH	Shahrasti	23,000	4,417	5.2	26,610	6,800	3.9	83	24	3.5	4,091	2,129	1.9	0	72	0.0
112	Cumilla RWH	Titas	18,600	10,981	1.7	36,645	5,083	7.2	71	45	1.6	2,418	1,474	1.6	115	36	3.2
113	Dhaka CWH	Araihazar	32,100	14,296	2.2	40,005	20,694	1.9	125	52	2.4	4,100	2,344	1.7	0	86	0.0
114	Dhaka CWH	Bandar	81,100	43,017	1.9	36,350	18,149	2.0	91	46	2.0	5,178	2,676	1.9	60	66	0.9
115	Dhaka CWH	Belabo	30,100	11,484	2.6	23,010	11,350	2.0	27	31	0.9	2,404	1,240	1.9	0	39	0.0
116	Dhaka CWH	Daulatpur	23,800	12,034	2.0	21,945	10,220	2.1	63	13	4.8	1,972	997	2.0	0	56	0.0
117	Dhaka CWH	Dhamrai	23,500	21,901	1.1	152,013	23,852	6.4	125	112	1.1	3,653	1,840	2.0	90	78	1.2
118	Dhaka CWH	Dohar	22,152	12,117	1.8	18,243	7,953	2.3	61	30	2.0	1,443	689	2.1	200	58	3.4
119	Dhaka CWH	Gazaria	17,300	5,670	3.1	13,490	6,466	2.1	25	9	2.8	1,205	562	2.1	186	20	9.3
120	Dhaka CWH	Gazipur Sadar	65,300	49,226	1.3	62,610	28,093	2.2	134	63	2.1	5,924	2,816	2.1	0	78	0.0
121	Dhaka CWH	Ghior	40,300	20,503	2.0	22,350	10,718	2.1	82	14	5.9	2,158	1,115	1.9	250	29	8.6
122	Dhaka CWH	Harirampur	25,380	10,948	2.3	27,360	6,175	4.4	37	11	3.4	1,390	547	2.5	50	63	0.8
123	Dhaka CWH	Kaliakair	31,900	17,884	1.8	35,805	17,608	2.0	142	22	6.5	1,368	645	2.1	0	45	0.0
124	Dhaka CWH	Kaliganj	58,300	29,925	1.9	33,680	16,546	2.0	87	20	4.4	2,634	1,315	2.0	260	27	9.6
125	Dhaka CWH	Kapasias	29,100	17,885	1.6	31,910	15,789	2.0	86	23	3.7	1,600	851	1.9	0	51	0.0

SL	Warehouse Name	Upazila Name	Condom			Shukhi			IUD			Injectables			Implant		
			CBL	AMD	MOS	CBL	AMD	MOS	CBL	AMD	MOS	CBL	AMD	MOS	CBL	AMD	MOS
126	Dhaka CWH	Keraniganj	74,128	46,124	1.6	55,040	29,303	1.9	259	128	2.0	8,138	3,548	2.3	500	113	4.4
127	Dhaka CWH	Lohajang	19,300	12,035	1.6	17,040	9,254	1.8	0	25	0.0	1,975	1,079	1.8	200	51	3.9
128	Dhaka CWH	Manikganj Sadar	36,000	37,780	1.0	17,280	16,267	1.1	68	26	2.6	3,545	2,226	1.6	0	77	0.0
129	Dhaka CWH	Manohardi	48,900	24,380	2.0	32,113	14,365	2.2	75	52	1.4	5,450	2,517	2.2	0	21	0.0
130	Dhaka CWH	Mirpur	110,600	140,923	0.8	83,655	46,886	1.8	110	243	0.5	19,224	11,902	1.6	0	251	0.0
131	Dhaka CWH	Munshiganj Sadar	46,686	26,365	1.8	57,537	17,325	3.3	122	22	5.5	3,348	1,637	2.0	100	46	2.2
132	Dhaka CWH	Narayanganj Sadar	93,900	59,312	1.6	107,640	54,279	2.0	146	74	2.0	17,121	8,978	1.9	50	149	0.3
133	Dhaka CWH	Narsingdi Sadar	130,813	63,818	2.0	96,715	60,708	1.6	159	128	1.2	20,335	9,970	2.0	12	93	0.1
134	Dhaka CWH	Nawabganj	41,800	21,937	1.9	24,831	12,825	1.9	65	21	3.1	2,080	1,049	2.0	0	57	0.0
135	Dhaka CWH	Palash	23,600	9,262	2.5	21,570	10,752	2.0	107	26	4.1	2,421	1,197	2.0	0	42	0.0
136	Dhaka CWH	Roypura	129,000	48,935	2.6	78,135	20,557	3.8	130	95	1.4	8,219	6,259	1.3	344	26	13.2
137	Dhaka CWH	Rupganj	76,300	38,211	2.0	70,375	34,714	2.0	74	46	1.6	6,718	3,423	2.0	0	55	0.0
138	Dhaka CWH	Saturia	8,500	7,844	1.1	9,105	7,572	1.2	41	28	1.5	1,241	746	1.7	50	54	0.9
139	Dhaka CWH	Savar	42,300	60,870	0.7	54,915	38,888	1.4	82	89	0.9	8,380	4,333	1.9	50	81	0.6
140	Dhaka CWH	Serajdikhan	39,492	19,794	2.0	36,470	19,309	1.9	14	44	0.3	3,300	1,647	2.0	150	47	3.2
141	Dhaka CWH	Shibalaya	17,600	13,191	1.3	31,680	8,961	3.5	50	19	2.6	2,695	1,502	1.8	0	35	0.0
142	Dhaka CWH	Shibpur	41,400	19,831	2.1	36,118	17,707	2.0	62	32	1.9	4,945	2,446	2.0	0	56	0.0
143	Dhaka CWH	Singair	45,500	20,708	2.2	29,395	14,033	2.1	100	20	5.0	2,053	1,021	2.0	0	40	0.0
144	Dhaka CWH	Sonargaon	47,300	23,415	2.0	44,475	22,333	2.0	114	41	2.8	5,961	3,021	2.0	0	54	0.0
145	Dhaka CWH	Sreenagar	56,900	26,178	2.2	49,200	24,645	2.0	132	31	4.3	3,997	1,918	2.1	300	50	6.0
146	Dhaka CWH	Sreepur	45,160	25,996	1.7	53,907	27,864	1.9	30	24	1.3	4,044	2,021	2.0	150	82	1.8
147	Dhaka CWH	Tejgaon	167,900	237,048	0.7	520,560	151,336	3.4	720	427	1.7	1,675	18,974	0.1	426	325	1.3
148	Dhaka CWH	Tongi	67,200	38,278	1.8	27,310	14,541	1.9	157	64	2.5	3,289	1,764	1.9	70	99	0.7
149	Dhaka CWH	Tongibari	22,700	11,154	2.0	62,055	9,366	6.6	67	9	7.4	883	440	2.0	200	25	8.0
150	Dinajpur RWH	Atwari	23,800	6,223	3.8	29,792	10,106	2.9	64	12	5.3	2,280	1,033	2.2	0	34	0.0

SL	Warehouse Name	Upazila Name	Condom			Shukhi			IUD			Injectables			Implant		
			CBL	AMD	MOS	CBL	AMD	MOS	CBL	AMD	MOS	CBL	AMD	MOS	CBL	AMD	MOS
151	Dinajpur RWH	Baliadangi	23,000	3,776	6.1	53,985	7,688	7.0	69	7	9.9	4,330	1,985	2.2	0	35	0.0
152	Dinajpur RWH	Biral	29,852	11,052	2.7	40,620	16,127	2.5	169	20	8.5	5,161	1,466	3.5	10	64	0.2
153	Dinajpur RWH	Birampur	12,934	4,616	2.8	48,960	6,369	7.7	119	15	7.9	1,823	329	5.5	0	49	0.0
154	Dinajpur RWH	Birganj	26,000	8,324	3.1	57,755	21,876	2.6	65	48	1.4	3,273	1,668	2.0	0	141	0.0
155	Dinajpur RWH	Bochaganj	14,876	6,555	2.3	25,227	11,279	2.2	128	37	3.5	2,168	740	2.9	200	74	2.7
156	Dinajpur RWH	Boda	11,600	7,743	1.5	28,290	20,128	1.4	126	18	7.0	5,145	2,484	2.1	0	115	0.0
157	Dinajpur RWH	Chirirbandar	23,900	5,958	4.0	49,590	15,005	3.3	77	19	4.1	3,397	1,156	2.9	100	112	0.9
158	Dinajpur RWH	Debiganj	23,000	10,723	2.1	49,560	26,750	1.9	103	35	2.9	7,015	3,720	1.9	0	64	0.0
159	Dinajpur RWH	Dinajpur Sadar	49,300	25,875	1.9	48,750	20,304	2.4	131	58	2.3	8,044	3,396	2.4	100	160	0.6
160	Dinajpur RWH	Fulbari	12,800	4,401	2.9	36,585	5,840	6.3	88	21	4.2	1,017	206	4.9	50	63	0.8
161	Dinajpur RWH	Haripur	12,728	5,796	2.2	18,240	8,893	2.1	33	4	8.3	3,393	1,377	2.5	100	28	3.6
162	Dinajpur RWH	Kaharole	9,300	3,588	2.6	17,408	8,699	2.0	53	24	2.2	2,170	656	3.3	0	92	0.0
163	Dinajpur RWH	Khansama	12,960	4,377	3.0	26,835	13,764	1.9	51	28	1.8	2,721	1,144	2.4	100	126	0.8
164	Dinajpur RWH	Nawabganj	25,300	9,008	2.8	44,580	13,211	3.4	148	12	12.3	4,300	1,324	3.2	0	64	0.0
165	Dinajpur RWH	Panchagarh Sadar	20,000	9,543	2.1	29,772	17,242	1.7	87	20	4.4	3,393	2,201	1.5	0	61	0.0
166	Dinajpur RWH	Parbatipur	26,980	17,374	1.6	40,763	19,811	2.1	129	71	1.8	5,946	2,800	2.1	10	134	0.1
167	Dinajpur RWH	Pirganj	16,100	6,718	2.4	33,480	13,038	2.6	46	18	2.6	4,745	1,760	2.7	100	74	1.4
168	Dinajpur RWH	Ranisankail	14,520	5,008	2.9	28,710	13,257	2.2	63	9	7.0	2,935	1,071	2.7	0	27	0.0
169	Dinajpur RWH	Tentulia	13,740	6,533	2.1	24,570	10,209	2.4	84	15	5.6	2,961	645	4.6	0	25	0.0
170	Dinajpur RWH	Thakurgaon Sadar	35,500	19,596	1.8	67,140	30,050	2.2	210	40	5.3	11,000	5,566	2.0	0	121	0.0
171	Faridpur RWH	Agailjhara	20,310	7,727	2.6	8,782	7,983	1.1	101	12	8.4	2,470	620	4.0	150	22	6.8
172	Faridpur RWH	Alfadanga	52,400	21,667	2.4	14,625	6,270	2.3	18	13	1.4	1,575	763	2.1	0	18	0.0
173	Faridpur RWH	Babuganj	14,700	5,167	2.8	8,025	6,741	1.2	53	33	1.6	2,037	675	3.0	120	25	4.8
174	Faridpur RWH	Baliakandi	43,400	20,419	2.1	14,910	13,312	1.1	129	30	4.3	2,965	1,194	2.5	100	63	1.6
175	Faridpur RWH	Banari Para	16,800	6,467	2.6	11,720	8,014	1.5	60	12	5.0	1,824	597	3.1	100	45	2.2

SL	Warehouse Name	Upazila Name	Condom			Shukhi			IUD			Injectables			Implant		
			CBL	AMD	MOS	CBL	AMD	MOS	CBL	AMD	MOS	CBL	AMD	MOS	CBL	AMD	MOS
176	Faridpur RWH	Barishal Sadar (kotwali)	62,200	28,546	2.2	28,065	17,944	1.6	88	69	1.3	7,655	3,229	2.4	0	76	0.0
177	Faridpur RWH	Bhanga	33,500	17,472	1.9	23,655	12,425	1.9	130	58	2.2	1,237	743	1.7	100	82	1.2
178	Faridpur RWH	Bhedarganj	23,700	13,653	1.7	17,790	8,808	2.0	50	37	1.4	3,759	1,693	2.2	10	66	0.2
179	Faridpur RWH	Boalmari	63,600	31,467	2.0	33,145	14,656	2.3	15	25	0.6	3,429	1,493	2.3	0	53	0.0
180	Faridpur RWH	Char Bhadrasan	13,500	6,523	2.1	1,884	1,774	1.1	77	13	5.9	1,381	205	6.7	50	33	1.5
181	Faridpur RWH	Damudya	9,556	4,851	2.0	8,580	3,753	2.3	76	19	4.0	1,068	398	2.7	50	14	3.6
182	Faridpur RWH	Faridpur Sadar	67,300	33,985	2.0	15,645	15,865	1.0	299	67	4.5	6,584	2,882	2.3	50	118	0.4
183	Faridpur RWH	Gaurnadi	20,500	8,744	2.3	17,565	10,105	1.7	119	14	8.5	3,345	1,133	3.0	200	35	5.7
184	Faridpur RWH	Goalanda	55,896	25,728	2.2	10,755	6,519	1.6	116	10	11.6	3,988	1,614	2.5	0	52	0.0
185	Faridpur RWH	Gopalganj Sadar	68,931	23,416	2.9	26,572	13,021	2.0	41	38	1.1	3,298	1,249	2.6	30	64	0.5
186	Faridpur RWH	Gosairhat	20,900	10,284	2.0	15,830	7,724	2.0	101	40	2.5	2,140	1,023	2.1	50	24	2.1
187	Faridpur RWH	Jhalokati Sadar	23,400	7,815	3.0	4,965	7,558	0.7	30	20	1.5	2,790	910	3.1	0	34	0.0
188	Faridpur RWH	Kalkini	22,200	9,775	2.3	14,430	9,979	1.4	38	29	1.3	1,797	1,172	1.5	105	75	1.4
189	Faridpur RWH	Kashiani	36,200	16,683	2.2	28,790	13,577	2.1	56	16	3.5	3,283	1,142	2.9	0	34	0.0
190	Faridpur RWH	Kotalipara	27,000	9,285	2.9	16,740	15,353	1.1	105	7	15.0	2,760	761	3.6	20	55	0.4
191	Faridpur RWH	Madaripur Sadar	37,500	16,402	2.3	22,005	19,210	1.1	200	70	2.9	9,543	4,529	2.1	0	69	0.0
192	Faridpur RWH	Madhukhali	31,900	15,429	2.1	21,690	14,539	1.5	173	40	4.3	2,762	1,338	2.1	100	70	1.4
193	Faridpur RWH	Muksudpur	60,095	22,971	2.6	45,255	20,773	2.2	30	28	1.1	5,138	1,817	2.8	100	68	1.5
194	Faridpur RWH	Nagarkanda	35,800	16,251	2.2	22,605	10,127	2.2	114	32	3.6	1,333	563	2.4	0	31	0.0
195	Faridpur RWH	Naria	19,600	8,015	2.4	18,540	9,231	2.0	19	22	0.9	2,652	847	3.1	31	42	0.7
196	Faridpur RWH	Nesarabad (swarupkati)	33,200	12,571	2.6	10,920	11,997	0.9	71	32	2.2	3,125	1,091	2.9	0	60	0.0
197	Faridpur RWH	Pangsha	85,100	37,867	2.2	33,225	21,098	1.6	182	37	4.9	5,273	2,044	2.6	250	90	2.8
198	Faridpur RWH	Rajbari Sadar	93,700	39,907	2.3	21,960	13,288	1.7	343	101	3.4	7,277	2,570	2.8	100	130	0.8
199	Faridpur RWH	Rajoir	29,400	13,364	2.2	19,490	11,778	1.7	5	15	0.3	3,469	1,516	2.3	0	44	0.0
200	Faridpur RWH	Sadarpur	27,200	11,558	2.4	15,105	6,814	2.2	112	20	5.6	2,348	618	3.8	52	24	2.2

SL	Warehouse Name	Upazila Name	Condom			Shukhi			IUD			Injectables			Implant		
			CBL	AMD	MOS	CBL	AMD	MOS	CBL	AMD	MOS	CBL	AMD	MOS	CBL	AMD	MOS
201	Faridpur RWH	Saltha	28,700	10,898	2.6	13,515	7,942	1.7	125	36	3.5	2,548	602	4.2	150	33	4.5
202	Faridpur RWH	Shariatpur Sadar	26,300	10,718	2.5	7,595	7,741	1.0	81	46	1.8	2,397	864	2.8	0	39	0.0
203	Faridpur RWH	Shib Char	36,800	20,947	1.8	25,200	18,948	1.3	0	49	0.0	5,100	2,824	1.8	0	66	0.0
204	Faridpur RWH	Tungipara	19,000	7,516	2.5	12,105	5,125	2.4	76	13	5.8	1,696	487	3.5	10	26	0.4
205	Faridpur RWH	Wazirpur	25,500	11,405	2.2	14,670	12,952	1.1	48	19	2.5	2,870	917	3.1	100	81	1.2
206	Faridpur RWH	Zanjira	23,600	9,130	2.6	7,915	6,080	1.3	3	29	0.1	2,204	632	3.5	200	63	3.2
207	Jamalpur RWH	Bakshiganj	23,000	13,423	1.7	10,060	9,926	1.0	73	27	2.7	1,595	909	1.8	101	65	1.6
208	Jamalpur RWH	Char Rajibpur	30,228	14,499	2.1	5,940	5,968	1.0	35	2	17.5	2,768	1,332	2.1	52	15	3.5
209	Jamalpur RWH	Dewanganj	16,700	17,814	0.9	4,475	15,051	0.3	41	32	1.3	6,985	3,258	2.1	200	118	1.7
210	Jamalpur RWH	Islampur	23,900	19,218	1.2	20,359	21,945	0.9	76	72	1.1	2,268	1,999	1.1	100	71	1.4
211	Jamalpur RWH	Jamalpur Sadar	36,100	31,557	1.1	34,580	36,043	1.0	120	92	1.3	8,575	4,647	1.8	100	152	0.7
212	Jamalpur RWH	Jhenaigati	18,600	10,404	1.8	12,911	15,958	0.8	27	15	1.8	2,438	1,366	1.8	120	44	2.7
213	Jamalpur RWH	Madarganj	56,300	14,871	3.8	38,160	14,370	2.7	101	60	1.7	1,970	1,092	1.8	0	86	0.0
214	Jamalpur RWH	Melandaha	113,400	19,249	5.9	158,760	20,150	7.9	85	37	2.3	4,900	2,510	2.0	0	67	0.0
215	Jamalpur RWH	Nakla	25,000	9,886	2.5	54,195	11,310	4.8	90	20	4.5	2,633	1,320	2.0	100	84	1.2
216	Jamalpur RWH	Nalitabari	22,400	14,480	1.5	10,395	16,190	0.6	66	10	6.6	2,174	1,291	1.7	20	64	0.3
217	Jamalpur RWH	Raumari	26,996	17,867	1.5	9,720	11,533	0.8	2	15	0.1	4,423	2,175	2.0	50	29	1.7
218	Jamalpur RWH	Sarishabari	14,024	20,756	0.7	35,580	12,220	2.9	37	47	0.8	3,721	1,934	1.9	0	56	0.0
219	Jamalpur RWH	Sherpur Sadar	38,050	26,658	1.4	20,085	31,531	0.6	30	29	1.0	10,080	6,501	1.6	0	88	0.0
220	Jamalpur RWH	Sreebardi	36,800	11,354	3.2	24,645	13,627	1.8	57	5	11.4	1,891	1,001	1.9	50	64	0.8
221	Jashore RWH	Abhaynagar	25,400	19,515	1.3	15,930	10,290	1.5	73	33	2.2	4,712	2,299	2.0	0	51	0.0
222	Jashore RWH	Bagher Para	33,100	15,170	2.2	16,455	11,886	1.4	61	25	2.4	2,680	1,396	1.9	0	64	0.0
223	Jashore RWH	Chaugachha	31,100	17,492	1.8	18,455	10,355	1.8	29	19	1.5	2,330	1,094	2.1	58	49	1.2
224	Jashore RWH	Harinakunda	19,300	9,111	2.1	18,510	12,715	1.5	20	17	1.2	2,300	1,089	2.1	50	50	1.0
225	Jashore RWH	Jashore Sadar	76,200	59,447	1.3	49,365	56,086	0.9	56	55	1.0	14,116	7,546	1.9	40	76	0.5

SL	Warehouse Name	Upazila Name	Condom			Shukhi			IUD			Injectables			Implant		
			CBL	AMD	MOS	CBL	AMD	MOS	CBL	AMD	MOS	CBL	AMD	MOS	CBL	AMD	MOS
226	Jashore RWH	Jhenaidah Sadar	54,900	24,507	2.2	31,785	17,972	1.8	80	47	1.7	5,525	2,619	2.1	0	67	0.0
227	Jashore RWH	Jhikargachha	44,400	18,606	2.4	20,295	10,405	2.0	100	28	3.6	4,000	1,933	2.1	20	45	0.4
228	Jashore RWH	Kalia	20,800	15,455	1.3	12,105	8,507	1.4	109	15	7.3	1,050	643	1.6	200	42	4.8
229	Jashore RWH	Kaliganj	31,300	20,275	1.5	26,565	14,440	1.8	33	15	2.2	2,440	1,134	2.2	100	47	2.1
230	Jashore RWH	Keshabpur	28,300	16,276	1.7	23,115	10,335	2.2	56	19	2.9	5,070	2,447	2.1	2	71	0.0
231	Jashore RWH	Kotchandpur	13,100	6,632	2.0	9,015	4,593	2.0	60	8	7.5	1,200	829	1.4	50	21	2.4
232	Jashore RWH	Lohagara	52,600	24,931	2.1	29,955	13,565	2.2	120	24	5.0	3,970	1,858	2.1	200	44	4.5
233	Jashore RWH	Magura Sadar	41,292	24,877	1.7	30,646	23,087	1.3	82	52	1.6	6,050	3,238	1.9	0	81	0.0
234	Jashore RWH	Maheshpur	38,816	19,647	2.0	19,855	11,202	1.8	165	29	5.7	6,700	3,000	2.2	50	44	1.1
235	Jashore RWH	Manirampur	58,700	28,887	2.0	40,450	19,343	2.1	165	21	7.9	11,541	6,321	1.8	100	76	1.3
236	Jashore RWH	Mohammadpur	16,900	6,131	2.8	14,250	7,765	1.8	37	15	2.5	1,413	767	1.8	0	44	0.0
237	Jashore RWH	Narail Sadar	10,600	27,446	0.4	18,274	17,642	1.0	19	29	0.7	4,394	2,147	2.0	0	64	0.0
238	Jashore RWH	Shailkupa	46,200	23,698	1.9	29,460	20,221	1.5	58	19	3.1	2,947	1,470	2.0	0	101	0.0
239	Jashore RWH	Shalikhha	17,200	4,632	3.7	11,280	6,644	1.7	55	15	3.7	1,167	579	2.0	100	34	2.9
240	Jashore RWH	Sharsha	53,100	30,974	1.7	27,240	14,422	1.9	62	27	2.3	6,345	3,023	2.1	2	62	0.0
241	Jashore RWH	Sreepur	21,600	9,200	2.3	18,270	8,839	2.1	23	18	1.3	2,223	991	2.2	100	37	2.7
242	Khulna RWH	Assasuni	44,600	16,792	2.7	20,895	20,248	1.0	32	7	4.6	2,720	1,325	2.1	0	47	0.0
243	Khulna RWH	Bagerhat Sadar	41,300	21,078	2.0	25,530	16,405	1.6	115	23	5.0	3,493	1,671	2.1	0	50	0.0
244	Khulna RWH	Batiaghata	38,100	12,444	3.1	19,245	10,917	1.8	33	13	2.5	1,985	768	2.6	0	39	0.0
245	Khulna RWH	Bhandaria	31,400	10,630	3.0	9,765	6,622	1.5	87	20	4.4	2,064	1,019	2.0	110	30	3.7
246	Khulna RWH	Chitalmari	34,800	19,035	1.8	14,970	10,494	1.4	30	6	5.0	2,677	1,183	2.3	50	34	1.5
247	Khulna RWH	Dacope	19,560	7,272	2.7	12,345	8,471	1.5	29	6	4.8	521	564	0.9	0	108	0.0
248	Khulna RWH	Daulatpur	142,800	57,440	2.5	50,445	18,887	2.7	130	34	3.8	10,900	4,314	2.5	0	49	0.0
249	Khulna RWH	Debhata	22,800	9,987	2.3	14,820	7,657	1.9	15	7	2.1	1,157	484	2.4	0	23	0.0
250	Khulna RWH	Dumuria	59,000	24,932	2.4	40,960	19,621	2.1	294	34	8.6	4,673	2,140	2.2	100	116	0.9

SL	Warehouse Name	Upazila Name	Condom			Shukhi			IUD			Injectables			Implant		
			CBL	AMD	MOS	CBL	AMD	MOS	CBL	AMD	MOS	CBL	AMD	MOS	CBL	AMD	MOS
251	Khulna RWH	Fakirhat	25,900	10,638	2.4	13,485	6,797	2.0	19	8	2.4	1,292	658	2.0	0	34	0.0
252	Khulna RWH	Indurkani	12,500	4,151	3.0	9,555	4,425	2.2	26	14	1.9	1,488	594	2.5	0	23	0.0
253	Khulna RWH	Kachua	19,500	8,119	2.4	9,840	5,843	1.7	32	12	2.7	1,346	556	2.4	0	28	0.0
254	Khulna RWH	Kalaroa	49,600	23,954	2.1	19,950	9,368	2.1	58	15	3.9	2,955	1,320	2.2	50	24	2.1
255	Khulna RWH	Kaliganj	69,300	20,816	3.3	32,550	19,460	1.7	47	18	2.6	3,045	1,343	2.3	0	34	0.0
256	Khulna RWH	Kanthalia	20,097	4,621	4.3	9,390	4,461	2.1	36	10	3.6	1,629	765	2.1	0	29	0.0
257	Khulna RWH	Kawkhali	12,700	3,584	3.5	5,670	3,609	1.6	49	14	3.5	895	348	2.6	0	18	0.0
258	Khulna RWH	Khulna Sadar	159,672	87,706	1.8	37,976	34,242	1.1	240	169	1.4	8,831	4,957	1.8	20	51	0.4
259	Khulna RWH	Koyra	35,500	12,012	3.0	19,065	17,393	1.1	143	19	7.5	1,225	614	2.0	0	111	0.0
260	Khulna RWH	Mathbaria	42,500	13,219	3.2	23,460	16,231	1.4	92	30	3.1	3,476	1,617	2.1	50	26	1.9
261	Khulna RWH	Mollahat	25,300	11,849	2.1	10,935	11,046	1.0	16	5	3.2	1,321	468	2.8	50	29	1.7
262	Khulna RWH	Mongla	37,700	19,151	2.0	17,115	11,377	1.5	77	24	3.2	4,351	1,363	3.2	50	24	2.1
263	Khulna RWH	Morrelganj	71,420	23,867	3.0	41,955	24,444	1.7	70	38	1.8	4,794	2,012	2.4	50	32	1.6
264	Khulna RWH	Nazirpur	32,000	13,732	2.3	20,640	12,004	1.7	55	23	2.4	2,870	1,349	2.1	100	31	3.2
265	Khulna RWH	Paikgachha	36,600	13,135	2.8	25,920	17,531	1.5	25	26	1.0	2,300	1,003	2.3	0	73	0.0
266	Khulna RWH	Phultala	32,700	15,370	2.1	17,115	6,067	2.8	20	20	1.0	2,045	830	2.5	0	30	0.0
267	Khulna RWH	Pirojpur Sadar	21,320	8,921	2.4	15,750	8,250	1.9	102	44	2.3	2,442	916	2.7	50	59	0.8
268	Khulna RWH	Rajapur	29,100	6,936	4.2	6,615	4,791	1.4	20	4	5.0	1,291	601	2.1	100	11	9.1
269	Khulna RWH	Rampal	34,600	13,585	2.5	16,495	10,135	1.6	7	23	0.3	1,130	570	2.0	50	39	1.3
270	Khulna RWH	Rupsa	24,800	12,748	1.9	15,825	9,224	1.7	65	28	2.3	1,311	469	2.8	0	42	0.0
271	Khulna RWH	Sarankhola	44,400	13,094	3.4	24,410	11,008	2.2	45	8	5.6	3,050	1,423	2.1	0	29	0.0
272	Khulna RWH	Satkhira Sadar	113,600	48,334	2.4	31,810	20,059	1.6	45	32	1.4	8,874	4,062	2.2	0	55	0.0
273	Khulna RWH	Shyamnagar	63,300	19,076	3.3	38,040	22,423	1.7	51	15	3.4	2,550	927	2.8	0	26	0.0
274	Khulna RWH	Tala	42,924	16,545	2.6	18,030	16,642	1.1	105	51	2.1	2,871	2,108	1.4	0	42	0.0
275	Khulna RWH	Terokhada	59,700	13,550	4.4	12,285	7,740	1.6	75	11	6.8	1,104	329	3.4	0	45	0.0

SL	Warehouse Name	Upazila Name	Condom			Shukhi			IUD			Injectables			Implant		
			CBL	AMD	MOS	CBL	AMD	MOS	CBL	AMD	MOS	CBL	AMD	MOS	CBL	AMD	MOS
276	Kushtia RWH	Alamdanga	30,400	16,178	1.9	32,355	16,388	2.0	36	12	3.0	5,000	2,751	1.8	0	75	0.0
277	Kushtia RWH	Bheramara	29,300	18,098	1.6	18,000	8,821	2.0	32	9	3.6	3,324	1,792	1.9	1	20	0.1
278	Kushtia RWH	Chuadanga Sadar	30,300	20,256	1.5	24,315	12,739	1.9	67	39	1.7	6,679	3,353	2.0	100	58	1.7
279	Kushtia RWH	Damurhuda	24,100	15,126	1.6	23,190	11,096	2.1	25	19	1.3	6,230	3,421	1.8	103	36	2.9
280	Kushtia RWH	Daulatpur	29,500	29,050	1.0	24,090	19,980	1.2	20	3	6.7	6,751	3,532	1.9	0	25	0.0
281	Kushtia RWH	Gangni	32,000	21,564	1.5	26,850	13,124	2.0	16	25	0.6	8,061	4,539	1.8	2	23	0.1
282	Kushtia RWH	Jiban Nagar	22,400	9,250	2.4	21,150	10,242	2.1	145	30	4.8	3,944	1,943	2.0	0	46	0.0
283	Kushtia RWH	Khoksa	21,700	11,737	1.8	8,830	7,822	1.1	22	6	3.7	765	251	3.0	0	15	0.0
284	Kushtia RWH	Kumarkhali	32,500	17,898	1.8	24,645	12,756	1.9	19	13	1.5	4,797	2,315	2.1	0	47	0.0
285	Kushtia RWH	Kushtia Sadar	36,400	25,003	1.5	35,910	23,557	1.5	49	38	1.3	8,993	4,493	2.0	15	89	0.2
286	Kushtia RWH	Meherpur Sadar	29,600	21,195	1.4	20,445	9,843	2.1	61	10	6.1	5,266	2,782	1.9	50	23	2.2
287	Kushtia RWH	Mirpur	37,200	19,444	1.9	28,515	15,435	1.8	25	6	4.2	4,654	2,435	1.9	0	25	0.0
288	Kushtia RWH	Mujib Nagar	17,800	6,845	2.6	6,450	2,490	2.6	40	2	20.0	1,992	1,025	1.9	50	18	2.8
289	Mymensingh RWH	Atpara	18,400	8,330	2.2	20,235	10,519	1.9	34	5	6.8	1,680	768	2.2	101	46	2.2
290	Mymensingh RWH	Austagram	21,720	12,833	1.7	19,110	10,033	1.9	20	25	0.8	2,527	1,343	1.9	50	24	2.1
291	Mymensingh RWH	Bajitpur	29,480	14,464	2.0	28,470	13,137	2.2	47	24	2.0	1,191	746	1.6	50	38	1.3
292	Mymensingh RWH	Barhatta	29,800	11,640	2.6	17,850	12,979	1.4	62	6	10.3	2,692	1,439	1.9	5	39	0.1
293	Mymensingh RWH	Bhairab	22,100	18,903	1.2	33,838	18,932	1.8	71	24	3.0	3,397	1,777	1.9	0	64	0.0
294	Mymensingh RWH	Bhaluka	20,500	22,140	0.9	41,205	28,985	1.4	70	40	1.8	3,234	1,793	1.8	0	72	0.0
295	Mymensingh RWH	Dharampasha	30,400	17,852	1.7	29,910	17,333	1.7	30	28	1.1	3,680	1,882	2.0	0	107	0.0
296	Mymensingh RWH	Dhobaura	18,000	13,219	1.4	24,315	14,061	1.7	66	8	8.3	2,900	1,411	2.1	62	15	4.1
297	Mymensingh RWH	Durgapur	28,800	19,672	1.5	24,570	16,967	1.4	67	22	3.0	3,238	2,128	1.5	0	53	0.0
298	Mymensingh RWH	Fulbaria	37,200	20,031	1.9	31,485	33,636	0.9	92	32	2.9	2,436	1,417	1.7	0	46	0.0
299	Mymensingh RWH	Gaffargaon	31,400	28,857	1.1	50,010	30,047	1.7	22	24	0.9	4,370	2,234	2.0	100	55	1.8
300	Mymensingh RWH	Gauripur	36,500	15,034	2.4	35,460	19,775	1.8	98	29	3.4	3,089	1,654	1.9	0	57	0.0

SL	Warehouse Name	Upazila Name	Condom			Shukhi			IUD			Injectables			Implant		
			CBL	AMD	MOS	CBL	AMD	MOS	CBL	AMD	MOS	CBL	AMD	MOS	CBL	AMD	MOS
301	Mymensingh RWH	Haluaghat	35,800	16,577	2.2	30,300	23,475	1.3	71	25	2.8	3,504	1,919	1.8	0	55	0.0
302	Mymensingh RWH	Hossainpur	29,200	12,636	2.3	30,285	14,001	2.2	51	24	2.1	2,672	1,179	2.3	0	40	0.0
303	Mymensingh RWH	Ishwarganj	38,206	17,048	2.2	40,510	37,167	1.1	70	11	6.4	3,890	1,807	2.2	100	68	1.5
304	Mymensingh RWH	Itna	29,300	13,263	2.2	28,245	15,114	1.9	69	16	4.3	1,311	653	2.0	0	55	0.0
305	Mymensingh RWH	Kalmakanda	58,500	16,708	3.5	68,940	18,231	3.8	44	9	4.9	4,142	1,141	3.6	0	31	0.0
306	Mymensingh RWH	Karimganj	32,900	15,615	2.1	26,940	17,482	1.5	64	18	3.6	2,431	1,247	1.9	0	70	0.0
307	Mymensingh RWH	Katiadi	32,700	19,173	1.7	31,448	17,581	1.8	44	31	1.4	3,626	1,786	2.0	105	65	1.6
308	Mymensingh RWH	Kendua	26,400	13,628	1.9	28,710	23,395	1.2	4	34	0.1	2,479	1,250	2.0	8	66	0.1
309	Mymensingh RWH	Khaliajuri	8,600	4,946	1.7	24,905	4,971	5.0	123	30	4.1	999	487	2.1	0	37	0.0
310	Mymensingh RWH	Kishoreganj Sadar	37,200	23,151	1.6	57,645	21,599	2.7	158	80	2.0	4,863	2,345	2.1	0	112	0.0
311	Mymensingh RWH	Kuliar Char	16,700	12,799	1.3	16,600	13,567	1.2	50	21	2.4	2,029	1,124	1.8	0	54	0.0
312	Mymensingh RWH	Madan	26,815	12,361	2.2	28,065	12,680	2.2	20	13	1.5	1,206	738	1.6	10	38	0.3
313	Mymensingh RWH	Mithamain	22,900	9,817	2.3	19,545	7,492	2.6	58	10	5.8	688	236	2.9	50	33	1.5
314	Mymensingh RWH	Mohanganj	19,200	7,588	2.5	31,175	14,025	2.2	90	16	5.6	2,249	829	2.7	0	63	0.0
315	Mymensingh RWH	Muktagachha	35,800	21,771	1.6	49,155	29,961	1.6	100	17	5.9	3,308	1,900	1.7	0	77	0.0
316	Mymensingh RWH	Mymensingh Sadar	35,000	42,955	0.8	36,255	46,593	0.8	68	93	0.7	5,231	3,351	1.6	300	175	1.7
317	Mymensingh RWH	Nandail	28,600	13,498	2.1	24,350	40,837	0.6	61	23	2.7	4,430	2,298	1.9	0	39	0.0
318	Mymensingh RWH	Netrakona Sadar	41,800	19,599	2.1	29,840	23,265	1.3	56	6	9.3	4,556	2,426	1.9	0	73	0.0
319	Mymensingh RWH	Nikli	30,700	14,043	2.2	18,825	8,294	2.3	44	39	1.1	1,411	768	1.8	100	56	1.8
320	Mymensingh RWH	Pakundia	33,216	16,003	2.1	28,935	16,946	1.7	82	18	4.6	2,713	1,275	2.1	100	41	2.4
321	Mymensingh RWH	Phulpur	35,600	21,588	1.6	36,610	37,675	1.0	120	62	1.9	4,530	2,424	1.9	600	175	3.4
322	Mymensingh RWH	Purbadhala	28,376	14,247	2.0	25,635	19,781	1.3	69	9	7.7	3,716	2,007	1.9	0	62	0.0
323	Mymensingh RWH	Tarail	31,050	15,780	2.0	17,380	12,401	1.4	65	22	3.0	1,801	899	2.0	150	43	3.5
324	Mymensingh RWH	Trishal	36,800	22,114	1.7	23,950	37,693	0.6	100	32	3.1	3,397	1,812	1.9	100	82	1.2
325	Noakhali RWH	Begumganj	11,400	22,372	0.5	6,300	13,428	0.5	7	95	0.1	331	2,098	0.2	10	146	0.1

SL	Warehouse Name	Upazila Name	Condom			Shukhi			IUD			Injectables			Implant		
			CBL	AMD	MOS	CBL	AMD	MOS	CBL	AMD	MOS	CBL	AMD	MOS	CBL	AMD	MOS
326	Noakhali RWH	Chatkhil	9,400	4,563	2.1	9,059	4,494	2.0	33	22	1.5	1,576	780	2.0	0	36	0.0
327	Noakhali RWH	Chhagalnaiya	20,600	10,096	2.0	23,100	7,699	3.0	10	12	0.8	2,187	1,053	2.1	0	39	0.0
328	Noakhali RWH	Companiganj	21,612	10,378	2.1	22,095	7,173	3.1	55	21	2.6	2,763	1,350	2.0	100	54	1.9
329	Noakhali RWH	Daganbhuiyan	27,000	13,688	2.0	20,970	6,301	3.3	44	15	2.9	2,194	1,045	2.1	110	40	2.8
330	Noakhali RWH	Feni Sadar	55,900	29,955	1.9	39,954	19,672	2.0	204	98	2.1	8,015	3,973	2.0	240	118	2.0
331	Noakhali RWH	Fulgazi	14,200	7,799	1.8	13,365	5,257	2.5	8	15	0.5	1,303	692	1.9	50	25	2.0
332	Noakhali RWH	Hatiya	38,200	12,811	3.0	27,015	14,925	1.8	103	36	2.9	4,454	2,638	1.7	150	94	1.6
333	Noakhali RWH	Kabirhat	15,080	7,645	2.0	15,450	7,941	1.9	58	26	2.2	3,029	1,532	2.0	60	52	1.2
334	Noakhali RWH	Kamalnagar	18,900	7,579	2.5	27,879	6,033	4.6	51	18	2.8	4,743	2,928	1.6	105	151	0.7
335	Noakhali RWH	Lakshmipur Sadar	48,100	13,590	3.5	19,104	16,197	1.2	45	40	1.1	9,450	5,506	1.7	0	120	0.0
336	Noakhali RWH	Noakhali Sadar	13,200	27,443	0.5	11,205	14,670	0.8	74	65	1.1	1,978	3,819	0.5	0	78	0.0
337	Noakhali RWH	Parshuram	17,600	8,101	2.2	12,629	5,327	2.4	29	12	2.4	1,647	792	2.1	50	33	1.5
338	Noakhali RWH	Ramganj	11,900	6,499	1.8	11,255	5,378	2.1	63	20	3.2	3,320	1,619	2.1	0	48	0.0
339	Noakhali RWH	Ramgati	2,457	7,472	0.3	55,453	7,435	7.5	27	16	1.7	5,193	3,243	1.6	5	46	0.1
340	Noakhali RWH	Roypur	18,300	3,884	4.7	18,315	8,263	2.2	52	31	1.7	3,023	1,456	2.1	0	60	0.0
341	Noakhali RWH	Senbagh	22,200	11,387	1.9	72,260	8,417	8.6	98	20	4.9	2,688	1,249	2.2	0	61	0.0
342	Noakhali RWH	Sonagazi	14,400	8,901	1.6	109,005	11,630	9.4	5	24	0.2	4,800	2,437	2.0	50	40	1.3
343	Noakhali RWH	Sonaimuri	16,900	9,105	1.9	128,715	5,983	21.5	39	29	1.3	2,699	1,471	1.8	2	61	0.0
344	Noakhali RWH	Subarnachar	22,800	13,390	1.7	21,765	11,371	1.9	55	21	2.6	2,835	1,542	1.8	0	69	0.0
345	Pabna RWH	Atgharia	14,900	6,889	2.2	38,295	8,753	4.4	38	14	2.7	1,281	511	2.5	100	23	4.3
346	Pabna RWH	Belkuchi	87,540	38,050	2.3	47,145	23,078	2.0	210	22	9.5	4,182	1,831	2.3	200	35	5.7
347	Pabna RWH	Bera	21,200	8,752	2.4	22,920	13,106	1.7	105	56	1.9	3,171	1,415	2.2	5	38	0.1
348	Pabna RWH	Bhangura	4,200	7,705	0.5	27,920	6,700	4.2	48	12	4.0	453	214	2.1	10	24	0.4
349	Pabna RWH	Chatmohar	39,600	19,801	2.0	58,020	23,344	2.5	150	48	3.1	2,523	1,015	2.5	100	49	2.0
350	Pabna RWH	Faridpur	21,600	6,450	3.3	43,440	5,201	8.4	47	17	2.8	1,981	917	2.2	0	32	0.0

SL	Warehouse Name	Upazila Name	Condom			Shukhi			IUD			Injectables			Implant		
			CBL	AMD	MOS	CBL	AMD	MOS	CBL	AMD	MOS	CBL	AMD	MOS	CBL	AMD	MOS
351	Pabna RWH	Ishwardi	67,140	25,439	2.6	101,655	16,679	6.1	137	30	4.6	3,852	1,761	2.2	100	94	1.1
352	Pabna RWH	Kamarkhanda	24,700	9,577	2.6	18,330	7,823	2.3	166	27	6.1	2,269	1,090	2.1	10	36	0.3
353	Pabna RWH	Kazipur	57,700	28,208	2.0	54,265	15,609	3.5	79	54	1.5	4,700	2,197	2.1	57	86	0.7
354	Pabna RWH	Pabna Sadar	21,250	65,181	0.3	45,990	57,862	0.8	170	142	1.2	800	8,833	0.1	50	85	0.6
355	Pabna RWH	Royganj	36,900	15,178	2.4	41,760	20,990	2.0	109	42	2.6	4,400	2,040	2.2	50	31	1.6
356	Pabna RWH	Santhia	28,560	14,894	1.9	45,990	22,600	2.0	152	16	9.5	8,600	3,845	2.2	0	40	0.0
357	Pabna RWH	Shahjadpur	114,600	53,789	2.1	102,510	31,772	3.2	271	130	2.1	15,067	7,877	1.9	500	168	3.0
358	Pabna RWH	Sirajganj Sadar	66,100	32,533	2.0	44,010	24,064	1.8	71	55	1.3	9,350	3,901	2.4	0	70	0.0
359	Pabna RWH	Sujanagar	36,500	19,019	1.9	70,080	15,376	4.6	130	35	3.7	5,444	2,894	1.9	0	37	0.0
360	Pabna RWH	Tarash	29,200	13,479	2.2	37,275	18,136	2.1	174	46	3.8	2,527	931	2.7	50	58	0.9
361	Pabna RWH	Ullah Para	105,916	49,651	2.1	226,455	46,005	4.9	267	133	2.0	8,900	4,360	2.0	10	49	0.2
362	Patuakhali RWH	Amtali	25,800	11,049	2.3	43,155	18,350	2.4	20	21	1.0	3,317	1,768	1.9	0	131	0.0
363	Patuakhali RWH	Bakerganj	30,116	16,811	1.8	30,105	15,094	2.0	44	32	1.4	3,872	2,015	1.9	200	56	3.6
364	Patuakhali RWH	Bamna	6,300	2,860	2.2	9,465	4,482	2.1	55	20	2.8	422	218	1.9	10	63	0.2
365	Patuakhali RWH	Barguna Sadar	14,400	9,776	1.5	27,855	14,589	1.9	55	38	1.4	6,950	3,702	1.9	0	100	0.0
366	Patuakhali RWH	Bauphal	20,500	10,717	1.9	33,840	17,107	2.0	120	42	2.9	4,150	2,263	1.8	200	50	4.0
367	Patuakhali RWH	Betagi	10,200	4,785	2.1	11,370	5,363	2.1	55	17	3.2	1,218	666	1.8	25	28	0.9
368	Patuakhali RWH	Dashmina	7,400	3,273	2.3	11,700	5,243	2.2	88	20	4.4	1,709	845	2.0	0	41	0.0
369	Patuakhali RWH	Dumki	8,300	3,524	2.4	7,320	3,321	2.2	20	11	1.8	1,045	462	2.3	0	22	0.0
370	Patuakhali RWH	Galachipa	17,068	8,607	2.0	37,410	20,982	1.8	31	21	1.5	6,422	3,693	1.7	50	75	0.7
371	Patuakhali RWH	Kalapara	21,232	9,453	2.2	29,505	14,467	2.0	89	33	2.7	6,762	3,176	2.1	100	52	1.9
372	Patuakhali RWH	Mirzaganj	15,100	6,960	2.2	13,830	6,766	2.0	16	10	1.6	1,170	616	1.9	100	25	4.0
373	Patuakhali RWH	Nalchity	13,200	6,023	2.2	12,705	6,731	1.9	31	16	1.9	2,803	1,435	2.0	207	45	4.6
374	Patuakhali RWH	Patharghata	15,900	7,034	2.3	18,510	8,438	2.2	40	19	2.1	2,863	1,354	2.1	100	115	0.9
375	Patuakhali RWH	Patuakhali Sadar	23,172	14,299	1.6	30,510	14,297	2.1	130	93	1.4	6,790	3,348	2.0	200	107	1.9

SL	Warehouse Name	Upazila Name	Condom			Shukhi			IUD			Injectables			Implant		
			CBL	AMD	MOS	CBL	AMD	MOS	CBL	AMD	MOS	CBL	AMD	MOS	CBL	AMD	MOS
376	Rajshahi RWH	Bagatipara	34,500	14,556	2.4	15,570	6,969	2.2	15	6	2.5	1,130	356	3.2	0	45	0.0
377	Rajshahi RWH	Bagha	48,600	23,753	2.0	30,240	9,236	3.3	49	7	7.0	2,661	1,399	1.9	0	32	0.0
378	Rajshahi RWH	Baghmara	57,800	39,364	1.5	57,585	29,046	2.0	62	57	1.1	4,062	2,216	1.8	0	69	0.0
379	Rajshahi RWH	Baraigram	36,600	26,943	1.4	38,970	19,709	2.0	46	36	1.3	5,202	2,320	2.2	0	89	0.0
380	Rajshahi RWH	Bholahat	8,700	7,742	1.1	13,125	5,263	2.5	4	5	0.8	1,121	622	1.8	5	15	0.3
381	Rajshahi RWH	Boalia	79,200	42,752	1.9	22,905	10,630	2.2	100	62	1.6	6,125	2,977	2.1	110	65	1.7
382	Rajshahi RWH	Chapai Nababganj Sadar	63,300	43,449	1.5	39,030	20,661	1.9	45	32	1.4	7,590	3,796	2.0	0	39	0.0
383	Rajshahi RWH	Charghat	39,936	19,909	2.0	24,165	12,758	1.9	58	21	2.8	1,125	746	1.5	0	43	0.0
384	Rajshahi RWH	Durgapur	32,300	18,106	1.8	18,645	8,631	2.2	23	6	3.8	1,081	509	2.1	0	38	0.0
385	Rajshahi RWH	Godagari	80,700	39,816	2.0	46,290	18,395	2.5	36	15	2.4	6,205	3,125	2.0	50	52	1.0
386	Rajshahi RWH	Gomastapur	43,584	21,643	2.0	35,070	14,077	2.5	29	13	2.2	2,545	1,202	2.1	0	13	0.0
387	Rajshahi RWH	Gurudaspur	50,511	27,251	1.9	33,913	16,152	2.1	33	11	3.0	3,150	1,323	2.4	200	64	3.1
388	Rajshahi RWH	Lalpur	44,300	21,977	2.0	37,335	17,219	2.2	22	20	1.1	3,792	1,808	2.1	0	61	0.0
389	Rajshahi RWH	Mohanpur	25,000	13,752	1.8	24,870	11,535	2.2	11	5	2.2	3,541	1,855	1.9	0	39	0.0
390	Rajshahi RWH	Nachole	25,200	10,508	2.4	24,780	6,372	3.9	16	3	5.3	2,500	1,003	2.5	0	11	0.0
391	Rajshahi RWH	Natore Sadar	70,668	38,656	1.8	33,615	17,464	1.9	185	71	2.6	3,170	1,571	2.0	5	161	0.0
392	Rajshahi RWH	Paba	73,200	37,201	2.0	47,964	15,089	3.2	19	6	3.2	9,552	3,866	2.5	0	29	0.0
393	Rajshahi RWH	Puthia	40,148	18,361	2.2	23,485	12,625	1.9	35	10	3.5	2,346	1,146	2.0	0	26	0.0
394	Rajshahi RWH	Shibganj	48,100	36,142	1.3	45,150	22,994	2.0	45	19	2.4	4,778	2,380	2.0	0	22	0.0
395	Rajshahi RWH	Singra	62,616	30,804	2.0	45,555	23,763	1.9	68	25	2.7	3,977	1,916	2.1	5	123	0.0
396	Rajshahi RWH	Tanore	25,056	15,786	1.6	50,865	14,469	3.5	28	17	1.6	2,200	973	2.3	0	108	0.0
397	Rangamati RWH	Baghaichhari	24,300	8,016	3.0	15,960	5,469	2.9	17	6	2.8	1,105	367	3.0	0	25	0.0
398	Rangamati RWH	Barkal	25,700	4,130	6.2	8,115	3,157	2.6	46	5	9.2	781	389	2.0	10	14	0.7
399	Rangamati RWH	Belai Chhari	9,664	1,743	5.5	5,015	2,267	2.2	14	3	4.7	931	126	7.4	20	15	1.3
400	Rangamati RWH	Jurai Chhari	8,800	2,451	3.6	15,630	2,025	7.7	22	3	7.3	847	160	5.3	70	12	5.8

SL	Warehouse Name	Upazila Name	Condom			Shukhi			IUD			Injectables			Implant		
			CBL	AMD	MOS	CBL	AMD	MOS	CBL	AMD	MOS	CBL	AMD	MOS	CBL	AMD	MOS
401	Rangamati RWH	Kaptai	14,500	4,530	3.2	6,810	2,502	2.7	33	2	16.5	894	382	2.3	71	31	2.3
402	Rangamati RWH	Kawkhali (betbunia)	12,300	3,572	3.4	8,741	2,986	2.9	25	6	4.2	1,479	530	2.8	12	22	0.5
403	Rangamati RWH	Langadu	8,800	5,216	1.7	4,480	3,344	1.3	3	11	0.3	431	378	1.1	7	30	0.2
404	Rangamati RWH	Naniarchar	30,400	4,921	6.2	19,135	4,061	4.7	33	4	8.3	1,073	239	4.5	20	21	1.0
405	Rangamati RWH	Rajsthali	8,400	1,509	5.6	4,395	1,475	3.0	35	2	17.5	390	87	4.5	45	9	5.0
406	Rangamati RWH	Rangamati Sadar	25,600	9,203	2.8	14,430	5,730	2.5	62	34	1.8	1,820	693	2.6	0	38	0.0
407	Rangpur RWH	Aditmari	28,500	14,412	2.0	17,970	14,115	1.3	28	89	0.3	5,284	3,141	1.7	0	73	0.0
408	Rangpur RWH	Badarganj	26,900	11,473	2.3	36,966	20,648	1.8	80	37	2.2	5,300	2,992	1.8	200	63	3.2
409	Rangpur RWH	Bhurungamari	17,300	12,587	1.4	20,770	16,204	1.3	67	18	3.7	4,201	2,887	1.5	150	35	4.3
410	Rangpur RWH	Chilmari	14,700	8,490	1.7	14,665	12,096	1.2	33	17	1.9	2,880	1,051	2.7	50	52	1.0
411	Rangpur RWH	Dimla	16,100	6,537	2.5	31,905	19,390	1.6	22	29	0.8	4,241	2,365	1.8	2	84	0.0
412	Rangpur RWH	Domar	17,100	7,569	2.3	27,585	15,630	1.8	33	26	1.3	4,028	2,411	1.7	0	59	0.0
413	Rangpur RWH	Fulchhari	43,200	21,399	2.0	30,540	12,142	2.5	82	37	2.2	6,544	2,907	2.3	0	22	0.0
414	Rangpur RWH	Gaibandha Sadar	39,400	17,845	2.2	35,655	24,449	1.5	58	62	0.9	8,278	4,746	1.7	0	112	0.0
415	Rangpur RWH	Gangachara	39,712	11,694	3.4	30,585	18,650	1.6	57	36	1.6	8,405	4,429	1.9	0	117	0.0
416	Rangpur RWH	Gobindaganj	56,000	34,255	1.6	51,700	34,254	1.5	37	38	1.0	7,415	3,975	1.9	0	67	0.0
417	Rangpur RWH	Hatibandha	21,700	10,471	2.1	28,980	14,414	2.0	22	39	0.6	4,406	2,421	1.8	0	86	0.0
418	Rangpur RWH	Jaldhaka	51,100	15,164	3.4	33,345	24,559	1.4	27	57	0.5	7,165	3,887	1.8	200	123	1.6
419	Rangpur RWH	Kaliganj	14,000	6,155	2.3	26,955	13,820	2.0	6	44	0.1	3,506	1,741	2.0	0	77	0.0
420	Rangpur RWH	Kaunia	19,000	11,019	1.7	13,800	10,820	1.3	41	13	3.2	4,695	2,512	1.9	50	46	1.1
421	Rangpur RWH	Kishoreganj	13,700	5,092	2.7	18,560	15,849	1.2	32	33	1.0	3,450	1,474	2.3	2	62	0.0
422	Rangpur RWH	Kurigram Sadar	23,000	9,840	2.3	25,005	16,517	1.5	22	42	0.5	5,231	2,919	1.8	0	64	0.0
423	Rangpur RWH	Lalmonirhat Sadar	21,800	11,148	2.0	14,190	12,831	1.1	50	15	3.3	6,894	3,608	1.9	0	89	0.0
424	Rangpur RWH	Mitha Pukur	25,300	16,299	1.6	28,815	20,899	1.4	45	28	1.6	7,000	3,777	1.9	0	106	0.0
425	Rangpur RWH	Nageshwari	18,300	11,945	1.5	16,410	19,948	0.8	61	34	1.8	8,183	4,315	1.9	150	38	3.9

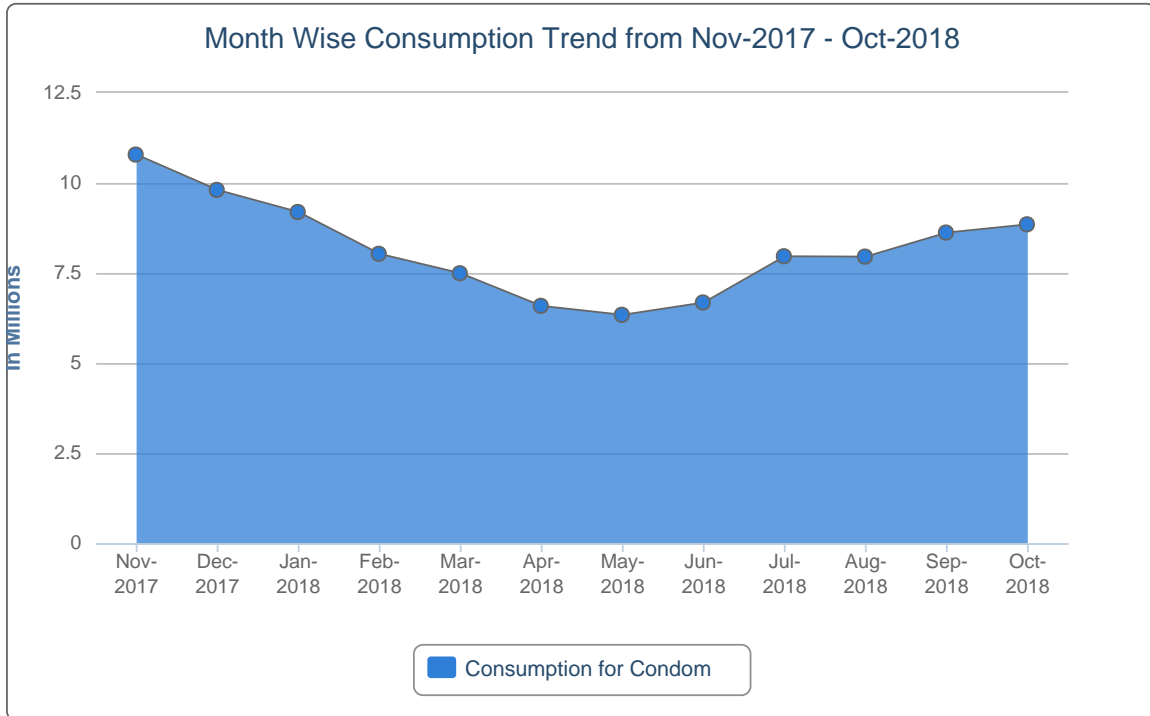
SL	Warehouse Name	Upazila Name	Condom			Shukhi			IUD			Injectables			Implant		
			CBL	AMD	MOS	CBL	AMD	MOS	CBL	AMD	MOS	CBL	AMD	MOS	CBL	AMD	MOS
426	Rangpur RWH	Nilphamari Sadar	28,600	14,030	2.0	45,975	31,660	1.5	92	61	1.5	7,545	4,119	1.8	0	60	0.0
427	Rangpur RWH	Palashbari	13,632	6,816	2.0	30,030	12,148	2.5	17	20	0.9	4,456	2,500	1.8	0	89	0.0
428	Rangpur RWH	Patgram	11,000	7,032	1.6	21,870	13,983	1.6	29	17	1.7	2,741	1,807	1.5	150	34	4.4
429	Rangpur RWH	Phulbari	12,500	5,831	2.1	19,995	13,239	1.5	77	60	1.3	6,242	3,024	2.1	300	46	6.5
430	Rangpur RWH	Pirgachha	33,500	19,988	1.7	33,185	21,895	1.5	130	70	1.9	7,150	3,571	2.0	10	72	0.1
431	Rangpur RWH	Pirganj	35,100	17,191	2.0	36,720	25,348	1.4	120	69	1.7	5,550	2,641	2.1	50	96	0.5
432	Rangpur RWH	Rajarhat	21,900	12,856	1.7	19,825	15,698	1.3	29	43	0.7	6,941	3,019	2.3	0	43	0.0
433	Rangpur RWH	Rangpur Sadar	52,800	24,775	2.1	60,475	26,470	2.3	115	78	1.5	11,200	5,080	2.2	50	151	0.3
434	Rangpur RWH	Sadullapur	35,700	23,869	1.5	27,815	21,898	1.3	60	61	1.0	8,929	4,454	2.0	100	72	1.4
435	Rangpur RWH	Saghata	12,400	9,023	1.4	7,200	18,202	0.4	36	36	1.0	1,750	1,436	1.2	10	34	0.3
436	Rangpur RWH	Saidpur	23,700	13,817	1.7	14,790	9,662	1.5	46	24	1.9	3,337	1,725	1.9	0	66	0.0
437	Rangpur RWH	Sundarganj	73,600	36,039	2.0	50,996	39,801	1.3	193	124	1.6	14,523	7,704	1.9	0	210	0.0
438	Rangpur RWH	Taraganj	12,900	5,216	2.5	12,010	9,313	1.3	53	11	4.8	3,023	1,235	2.4	0	86	0.0
439	Rangpur RWH	Ulipur	18,100	14,317	1.3	36,540	27,648	1.3	40	44	0.9	6,061	4,330	1.4	0	80	0.0
440	Sylhet RWH	Ajmiriganj	9,600	3,214	3.0	13,495	5,279	2.6	14	5	2.8	1,621	273	5.9	70	62	1.1
441	Sylhet RWH	Bahubal	13,996	4,692	3.0	13,992	5,045	2.8	50	8	6.3	926	434	2.1	100	31	3.2
442	Sylhet RWH	Balaganj	26,000	20,766	1.3	41,700	14,173	2.9	66	22	3.0	3,692	2,061	1.8	201	60	3.4
443	Sylhet RWH	Baniachong	22,663	9,899	2.3	25,585	12,590	2.0	1	10	0.1	1,846	825	2.2	26	47	0.6
444	Sylhet RWH	Barlekha	13,840	5,599	2.5	15,180	6,612	2.3	36	7	5.1	1,245	534	2.3	50	46	1.1
445	Sylhet RWH	Beani Bazar	19,000	12,933	1.5	17,073	6,655	2.6	38	12	3.2	1,032	575	1.8	60	40	1.5
446	Sylhet RWH	Bishwambarpur	18,400	5,886	3.1	13,010	6,552	2.0	12	8	1.5	1,401	501	2.8	52	23	2.3
447	Sylhet RWH	Bishwanath	18,172	7,517	2.4	17,849	3,730	4.8	37	16	2.3	882	453	1.9	52	38	1.4
448	Sylhet RWH	Chhatak	25,990	13,076	2.0	23,050	9,825	2.3	3	23	0.1	1,591	550	2.9	71	22	3.2
449	Sylhet RWH	Chunarughat	147,000	7,722	19.0	29,360	14,272	2.1	30	6	5.0	2,452	1,178	2.1	1	33	0.0
450	Sylhet RWH	Companiganj	36,100	13,428	2.7	37,995	8,042	4.7	42	6	7.0	3,467	1,434	2.4	1	51	0.0

SL	Warehouse Name	Upazila Name	Condom			Shukhi			IUD			Injectables			Implant		
			CBL	AMD	MOS	CBL	AMD	MOS	CBL	AMD	MOS	CBL	AMD	MOS	CBL	AMD	MOS
451	Sylhet RWH	Dakshin Sunamganj	20,300	10,071	2.0	22,935	8,002	2.9	18	10	1.8	1,660	708	2.3	120	53	2.3
452	Sylhet RWH	Dakshin Surma	26,100	19,181	1.4	28,875	15,183	1.9	20	9	2.2	2,621	1,463	1.8	25	26	1.0
453	Sylhet RWH	Derai	36,004	17,023	2.1	26,412	12,048	2.2	34	23	1.5	3,066	1,067	2.9	100	59	1.7
454	Sylhet RWH	Dowarabazar	17,828	9,473	1.9	27,685	12,065	2.3	27	6	4.5	1,685	1,040	1.6	12	93	0.1
455	Sylhet RWH	Fenchuganj	9,600	6,564	1.5	15,030	3,418	4.4	15	14	1.1	699	331	2.1	50	26	1.9
456	Sylhet RWH	Golapganj	24,900	17,404	1.4	12,375	6,713	1.8	3	10	0.3	1,313	678	1.9	5	58	0.1
457	Sylhet RWH	Gowainghat	17,100	18,327	0.9	20,850	10,582	2.0	33	16	2.1	4,312	3,176	1.4	100	25	4.0
458	Sylhet RWH	Habiganj Sadar	25,546	14,608	1.7	29,325	15,199	1.9	101	49	2.1	2,668	1,688	1.6	0	54	0.0
459	Sylhet RWH	Jagannathpur	26,600	11,366	2.3	18,225	7,368	2.5	9	25	0.4	2,014	429	4.7	10	46	0.2
460	Sylhet RWH	Jaintiapur	25,540	14,957	1.7	18,680	8,091	2.3	34	16	2.1	4,097	2,485	1.6	80	32	2.5
461	Sylhet RWH	Jamalganj	19,700	13,069	1.5	22,350	10,967	2.0	56	7	8.0	2,895	1,352	2.1	0	33	0.0
462	Sylhet RWH	Juri	14,300	7,216	2.0	19,875	5,684	3.5	48	18	2.7	1,225	445	2.8	50	57	0.9
463	Sylhet RWH	Kamalganj	33,600	16,906	2.0	35,760	14,915	2.4	50	33	1.5	2,580	1,119	2.3	10	53	0.2
464	Sylhet RWH	Kanaighat	25,428	14,503	1.8	26,190	14,788	1.8	30	19	1.6	4,474	2,500	1.8	60	37	1.6
465	Sylhet RWH	Kulaura	13,400	9,479	1.4	23,900	10,906	2.2	19	4	4.8	4,320	2,426	1.8	100	37	2.7
466	Sylhet RWH	Lakhai	19,800	4,811	4.1	13,755	6,067	2.3	19	5	3.8	1,209	371	3.3	50	14	3.6
467	Sylhet RWH	Madhabpur	23,300	10,425	2.2	39,540	15,468	2.6	28	7	4.0	1,888	821	2.3	5	38	0.1
468	Sylhet RWH	Maulvibazar Sadar	31,100	10,943	2.8	23,730	10,073	2.4	112	54	2.1	2,525	998	2.5	75	37	2.0
469	Sylhet RWH	Nabiganj	10,500	6,296	1.7	29,655	10,907	2.7	108	6	18.0	1,691	594	2.8	100	39	2.6
470	Sylhet RWH	Rajnagar	14,100	8,175	1.7	23,880	9,792	2.4	51	13	3.9	3,088	1,374	2.2	100	32	3.1
471	Sylhet RWH	Sreemangal	20,500	10,655	1.9	30,570	12,428	2.5	50	18	2.8	3,039	1,314	2.3	0	89	0.0
472	Sylhet RWH	Sulla	31,000	6,726	4.6	23,415	4,880	4.8	34	3	11.3	2,203	358	6.2	170	16	10.6
473	Sylhet RWH	Sunamganj Sadar	30,928	14,907	2.1	21,780	8,941	2.4	32	25	1.3	2,632	1,324	2.0	22	70	0.3
474	Sylhet RWH	Sylhet Sadar	2,500	46,165	0.1	73,270	46,554	1.6	162	103	1.6	16,931	10,767	1.6	6	153	0.0
475	Sylhet RWH	Tahirpur	29,044	14,574	2.0	28,979	10,491	2.8	56	6	9.3	1,537	651	2.4	200	53	3.8

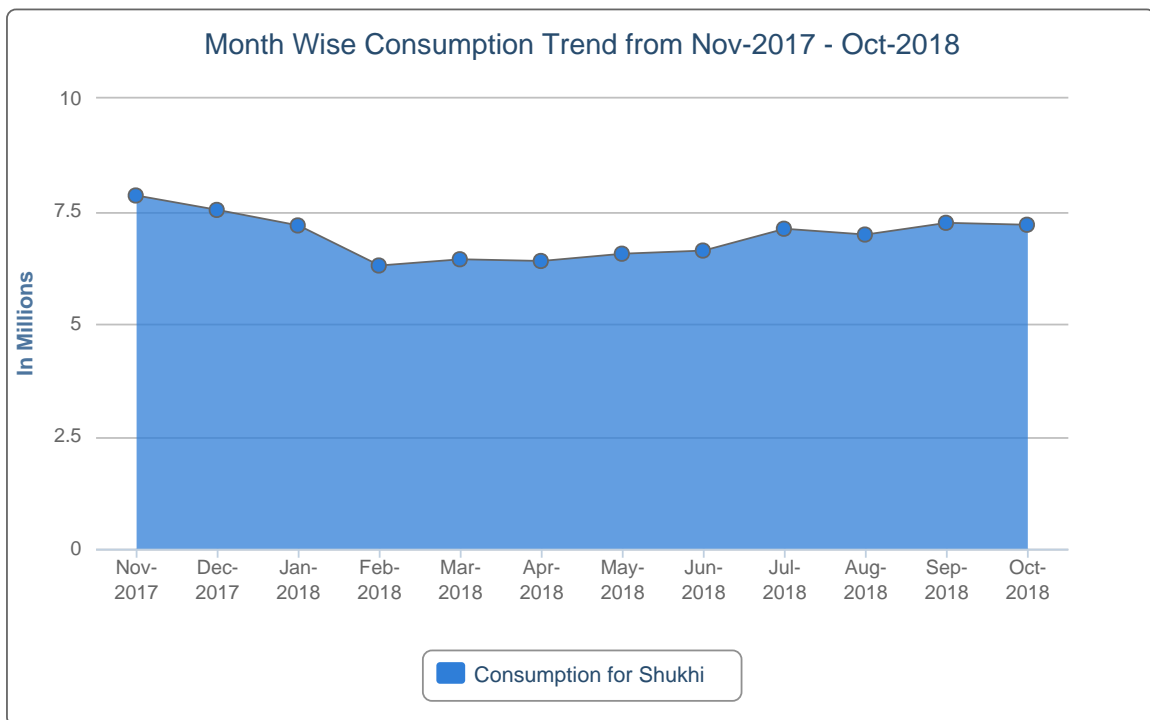
SL	Warehouse Name	Upazila Name	Condom			Shukhi			IUD			Injectables			Implant		
			CBL	AMD	MOS	CBL	AMD	MOS	CBL	AMD	MOS	CBL	AMD	MOS	CBL	AMD	MOS
476	Sylhet RWH	Zakiganj	37,860	19,095	2.0	25,686	13,674	1.9	31	11	2.8	3,141	1,569	2.0	10	74	0.1
477	Tangail RWH	Basail	28,100	11,137	2.5	162,157	15,840	10.2	67	26	2.6	3,866	1,388	2.8	0	75	0.0
478	Tangail RWH	Bhuapur	21,280	20,729	1.0	53,193	21,930	2.4	50	45	1.1	4,345	1,868	2.3	100	74	1.4
479	Tangail RWH	Chauhali	27,600	12,501	2.2	52,066	7,779	6.7	200	16	12.5	9,800	1,117	8.8	210	28	7.5
480	Tangail RWH	Delduar	45,900	15,471	3.0	123,207	21,455	5.7	130	26	5.0	9,100	1,128	8.1	100	46	2.2
481	Tangail RWH	Ghatail	54,300	32,084	1.7	72,195	42,443	1.7	60	32	1.9	8,055	3,795	2.1	50	73	0.7
482	Tangail RWH	Gopalpur	51,100	20,928	2.4	72,150	15,264	4.7	54	30	1.8	7,353	1,857	4.0	150	54	2.8
483	Tangail RWH	Kalihati	72,800	22,284	3.3	111,195	34,908	3.2	95	71	1.3	10,761	6,038	1.8	90	87	1.0
484	Tangail RWH	Madhupur	54,000	22,443	2.4	89,565	32,975	2.7	136	31	4.4	7,160	3,129	2.3	0	64	0.0
485	Tangail RWH	Mirzapur	74,400	23,126	3.2	41,475	28,414	1.5	14	51	0.3	3,371	1,162	2.9	100	58	1.7
486	Tangail RWH	Nagarpur	72,400	25,508	2.8	45,660	25,801	1.8	122	57	2.1	8,482	2,419	3.5	0	119	0.0
487	Tangail RWH	Sakhipur	49,000	20,107	2.4	62,100	24,493	2.5	110	31	3.5	6,193	1,054	5.9	100	52	1.9
488	Tangail RWH	Tangail Sadar	36,200	34,436	1.1	187,950	24,691	7.6	70	55	1.3	5,203	2,945	1.8	50	127	0.4

7. Month-wise Consumption Trend

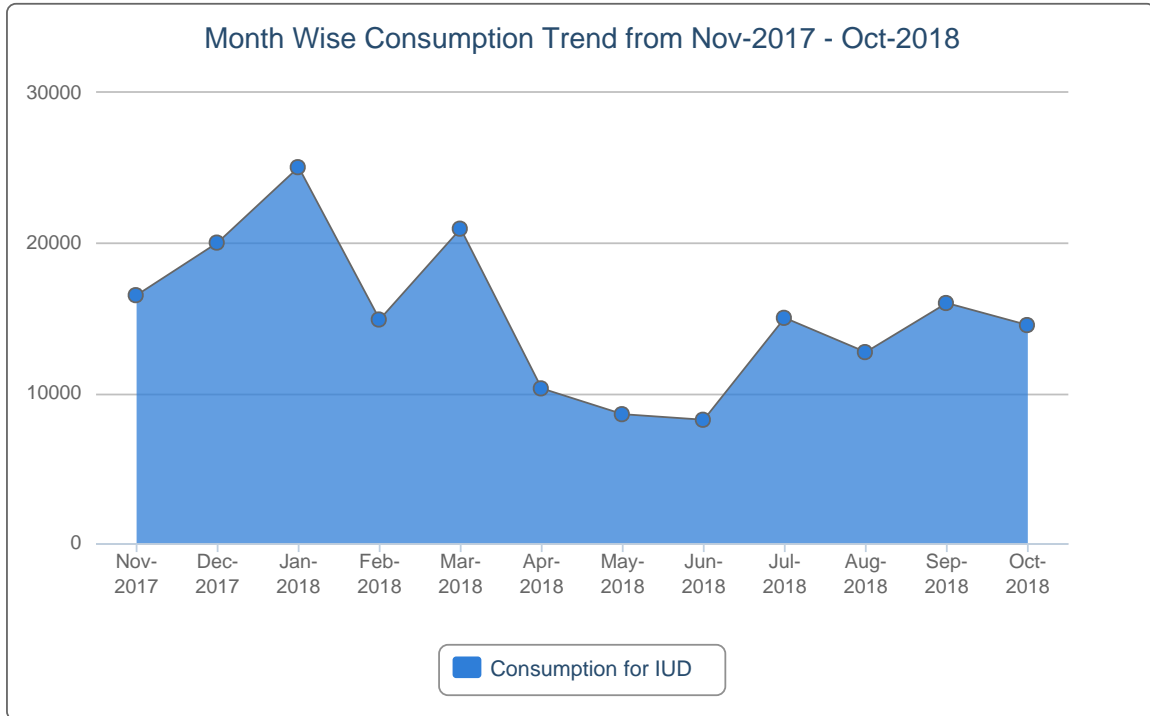
7(a).



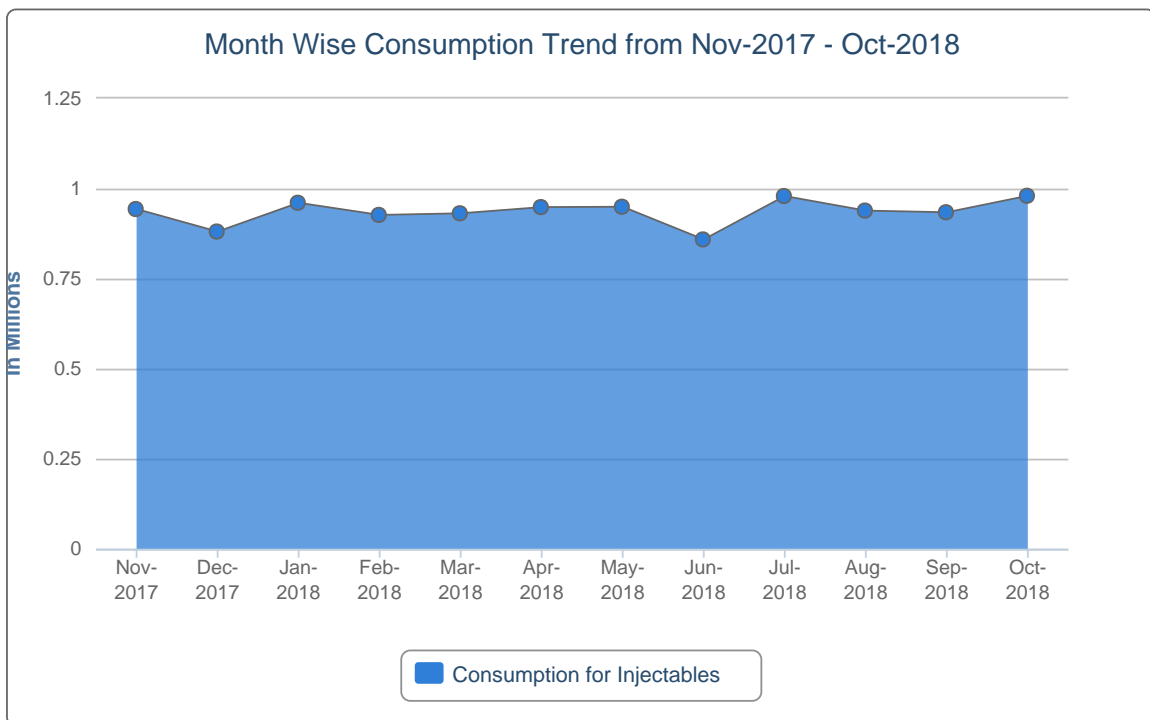
7(b).



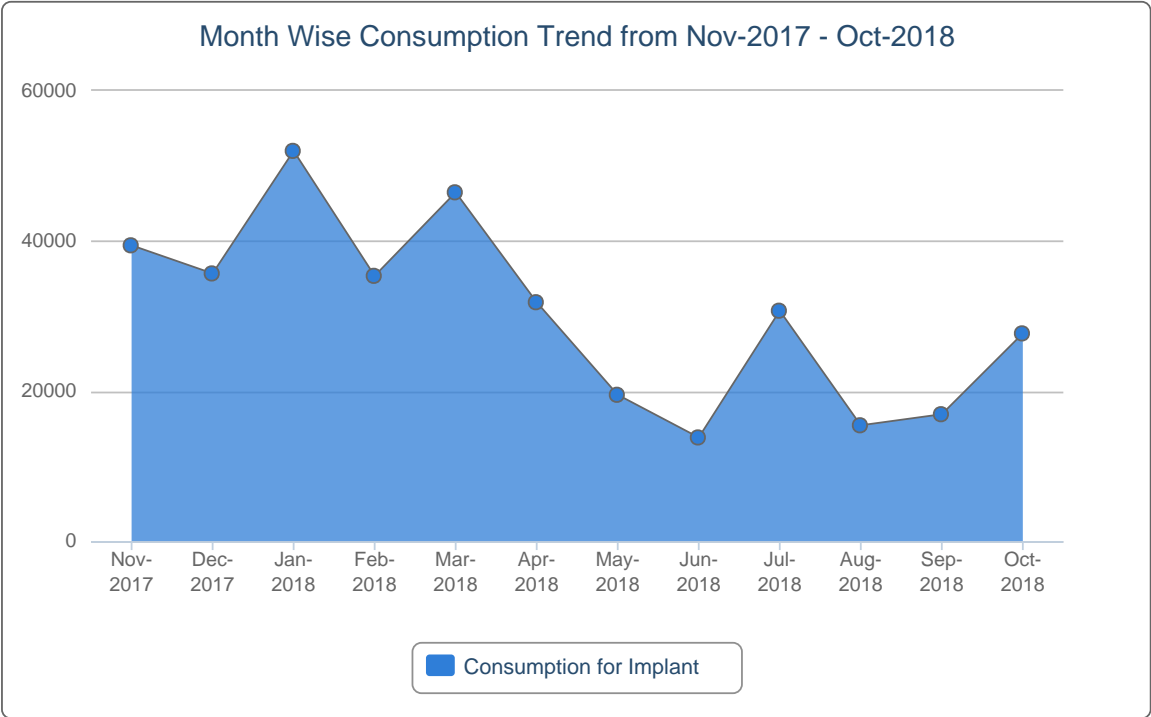
7(c).



7(d).



7(e).



8. Report on Upazila and Warehouse Having Stock Out in last month

SL	Products Name	No of Stockout WH	% of Stockout WH	No of Stockout Upazila Store	% of Stockout Upazila Store	No of Stockout Upazila Field	% of Stockout Upazila Field
1	Condom	0	0%	0	0%	0	0%
2	Shukhi	0	0%	0	0%	0	0%
3	IUD	0	0%	3	1%	0	0%
4	Injectables	0	0%	0	0%	0	0%
5	Implant (Total)	0	0%	-	-	2	0%

List of Stock Out Warehouses

SL	Commodity	Warehouse	Phone
No StockOut in Warehouse			

List of StockOut Upazilas

SL	Commodity	Warehouse	District	Upazila	Phone
1	IUD	Bandarban RWH	Bandarban	Ruma, Bandarban	01556609885
2	IUD	Dhaka CWH	Munshiganj	Lohajang, Munshiganj	01712186955
3	IUD	Faridpur RWH	Madaripur	Shib Char, Madaripur	01763519075
4	Implant (Total)	Dhaka CWH	Manikganj	Shibalaya, Manikganj	01745653791
5	Implant (Total)	Noakhali RWH	Lakshmipur	Roypur, Lakshmipur	01718459380

“ছেলে হোক, মেয়ে হোক,
দু’টি সন্তানই যথেষ্ট”

This report is generated with the financial support of USAID and the technical assistance from Systems for Improved Access to Pharmaceuticals and Services (SIAPS), implemented by Management Sciences for Health-MSH.

If you need more information, please visit at <https://www.scmpbd.org>