

FAMILY PLANNING MONTHLY LOGISTICS REPORT

September 2018



**Management Information System (MIS)
Directorate General of Family Planning (DGFP)**

6, Kawran Bazar, Dhaka1215

Email: dirmisfp@gmail.com, dirlsdgfp@gmail.com
www.dgfp.gov.bd, www.scmpbd.org

Government of the People's Republic of Bangladesh
Directorate General of Family Planning
Management Information System (MIS)
6, Kawran Bazar, Dhaka- 1215
www.dgfp.gov.bd

Memo No. DGFP/MIS/09(Report)/04/2017/912

Date: 12 November, 2018.

Sub: Family Planning Monthly Logistics Report for the Month of September' 2018.

Family Planning Monthly Logistics Report for the Month of September' 2018 is sent herewith for your kind information & necessary action. This report is prepared on the basis of Form-7 submitted by Warehouses and Form-7B submitted by Upazila Family Planning Offices by using WIMS & UIMS operational tools. It provides useful information on monthly distribution and stock balance of all the major contraceptives & DDS Kits of Warehouse/Upazila Stores. A summary of important events happened during reporting month included in this report. For more information you are requested to visit at www.scmpbd.org web site.

Comments and suggestions for improvement of this report will be highly appreciated.

Sadat 12-11-18
(Md. Nazmus Sadat Salim)
Joint Secretary (MEFW Division)
and
Director & Line Director (MIS)
Phone: 9146262
Mail: dirmisfp@gmail.com

Memo No. - DGFP/MIS/09(Report)/04/2017/912/1(202)

Date: 12 November, 2018.

Copy of the report forwarded to:

1. Secretary, Medical Education & Family Welfare Division (MEFW Division), Bangladesh Secretariat, Dhaka.
2. Additional Secretary (Admin), (MEFW Division), Bangladesh Secretariat, Dhaka.
3. Joint Secretary (Development), (MEFW Division), Bangladesh Secretariat, Dhaka.
4. Joint Chief (Planning), Health Service Division, Bangladesh Secretariat, Dhaka
5. Joint Chief (Population & Planning wing), Planning commission, Sher-e-Bangla Nagar, Dhaka.
6. Joint Chief (Planning), Program Management and Monitoring Unit (PMMU), Azimpur, Dhaka-1205.
7. Deputy Chief (Planning), (ME&FW Division), Bangladesh Secretariat, Dhaka.
8. P.S. to the Honorable Minister, Ministry of Health and Family Welfare, Bangladesh Secretariat, Dhaka, for kind information of the Honorable Minister.
9. P.S. to the Honorable State Minister, Ministry of Health and Family Welfare, Bangladesh Secretariat, Dhaka, for kind information of the Honorable State Minister.
10. Director Administration, Directorate General of Family Planning, 6 Kawran Bazar, Dhaka 1215.
11. Director Logistics & Supply and Line Director (Procurement, Storage & Supply Management), Directorate General of Family Planning, 6 Kawran Bazar, Dhaka 1215.

12. Director Finance & Line Director (Family Planning Field Service Delivery), Directorate General of Family Planning, 6 Kawran Bazar, Dhaka 1215.
13. Director (IEM) & Line Director (Information, Education and Communication), Directorate General of Family Planning, 6 Kawran Bazar, Dhaka 1215.
14. Director Planning & Line Director (Planning Monitoring and Evaluation), Directorate General of Family Planning, 6 Kawran Bazar, Dhaka 1215.
15. Line Director (Maternal, Child, Reproductive and Adolescent Health), Directorate General of Family Planning, 6 Kawran Bazar, Dhaka 1215.
16. Line Director (Clinical Contraception Services Delivery Program), Directorate General of Family Planning, 6 Kawran Bazar, Dhaka 1215.
17. Divisional Director, Family Planning, Dhaka / Chittagong / Rajshahi / Khulna / Sylhet / Barisal/ Rangpur Division.
18. Deputy Chief (FW)/ (Health), Ministry of Health & Family Welfare, Bangladesh Secretariat, Dhaka.
19. Additional Director (Drugs and Stores), Directorate General of Family Planning, Central Warehouse, Mohakhali, Dhaka.
20. Deputy Director, Family Planning, ----- District (Your are requested to take appropriate measures to ensure timely online submission of Form 7B report from upazilas.
21. Supply Officer, Family Planning, ----- CWH/RWHs.
22. Assistant Maintenance Engineer, MIS Unit, DGFP (Requested to upload this report to DGFP website (www.dgfp.gov.bd).
23. Country Project Director, SIAPS/MSH, House: 3, Road: No. 23B, Gulshan-1, Dhaka-1212.
24. Country Director, the World Bank, E-32, Agargaon, Sher-e-Banala Nagar, Dhaka-1207.
25. Team Leader, Population & Health Team, USAID, Madani Avenue, Baridhara, Dhaka.
26. Country Representative, UNFPA, IDB Bhaban, Agargaon, Sher-E-Bangla Nagar, Dhaka.
27. Managing Director, SMC, SMC Tower, 33 Banani C/A, Dhaka-1213.
28. Documentation Center, IEM Unit, Directorate General of Family Planning, 6 Kawran Bazar, Dhaka.
29. Responsible person of Dispatch Section, MIS Unit is requested to distribute the published 'Family Planning Monthly Logistics Report' to concerned Person/Office/Organization.
30. PA to Director General, Directorate General of Family Planning, 6 Kawran Bazar, Dhaka 1215.
31. Office copy, MIS, DGFP, 6 Kawran Bazar, Dhaka -1215.
32. Concerned Organization/Person.

Ajoy Ratan Barua
12-11-2018
(Ajoy Ratan Barua)
Deputy Director (MIS)

Table Of Contents

| | Page |
|-------------------------------------------------------------------------|-------------|
| 1. DGFP Stock Status Report | 1-2 |
| 2. National Receipts Quantity by Product by Month | 3 |
| 3. National Level Contraceptive Summary Report | 4 |
| 4. Stock Status Report at Different Levels | 5 |
| 5. Contraceptive Stock Status by Product at Upazila Store and Field | 6-10 |
| 6. Contraceptive Stock Status by Product at Regional Warehouses/Upazila | 11-31 |
| 7. Month-wise Consumption Trend | 32-34 |
| 8. Report on Upazila and Warehouse Having Stock Out in last month | 35 |

DGFP STOCK STATUS NOTES
(For Contraceptives)
Month: September 2018

CONDOM – Current national stock is 51.83 million pieces and this stock can be used up to April 2019.

- 2018-19: GoB (Rev) – Contract signed with EDCL for advance procurement of 175 million pcs, and received 42.07 million in till September 2018. EDCL will supply rest 132.93 million by June 2019, estimated 15 million per month.
- UNFPA donation 10m: Out of 10m Central warehouse received 4.32m in June 2018 and rest 5.76m received in September 2018.

PILL – Current national stock of Oral Contraceptive Pill is 54.41 million cycles which will go up to May 2019.

- 2018-19: GoB (RPA) – 100 million cycles. IFT published. Tenders opened on 18.09.2018. Purchase summary will be sent to ministry for CCGP.
- 2018-19: GoB (RPA) – 10 million cycles Oral pill (3rd generation). Tender will be opened on 16th October 2018

IUD – Current national stock is 0.254 million pcs and this stock can be used up to June 2020.

- Status of 2017-18 procurement: 0.45 million sets – Awaiting to receive.
- UNFPA donated rest 160,000 pcs received in September 2018.

INJECTABLES – Current stock of 9.80 million vials and that can be used up to August 2019.

- 2018-19: GOB (RPA) – 12.5 million vials. IFT published. Tenders opened on 18.09.2018 and purchase summary sent to the ministry.

IMPLANT – Current stock is 0.069 million sets and this can be used up to December 2018.

- 2018-19 procurement: RPA (GoB) – 0.165 million sets: First shipment of 50,000 sets received on 12th September and rest 115,000 sets expecting by October 2018.
- 2018 – 19 (GoB-Rev) - 0.22 million sets: IFT published. Tender opened on 24.09.2018 and NOA issued.
- 2018 – 19 (GoB-Dev) - 0.20 million sets: IFT published. Tender will be opened on 26.11.2018
- UNFPA will donate 200,000 units of single rod implant, expecting arrival by November 2018.

You can also download the previous reports from <http://www.scmpbd.org/>

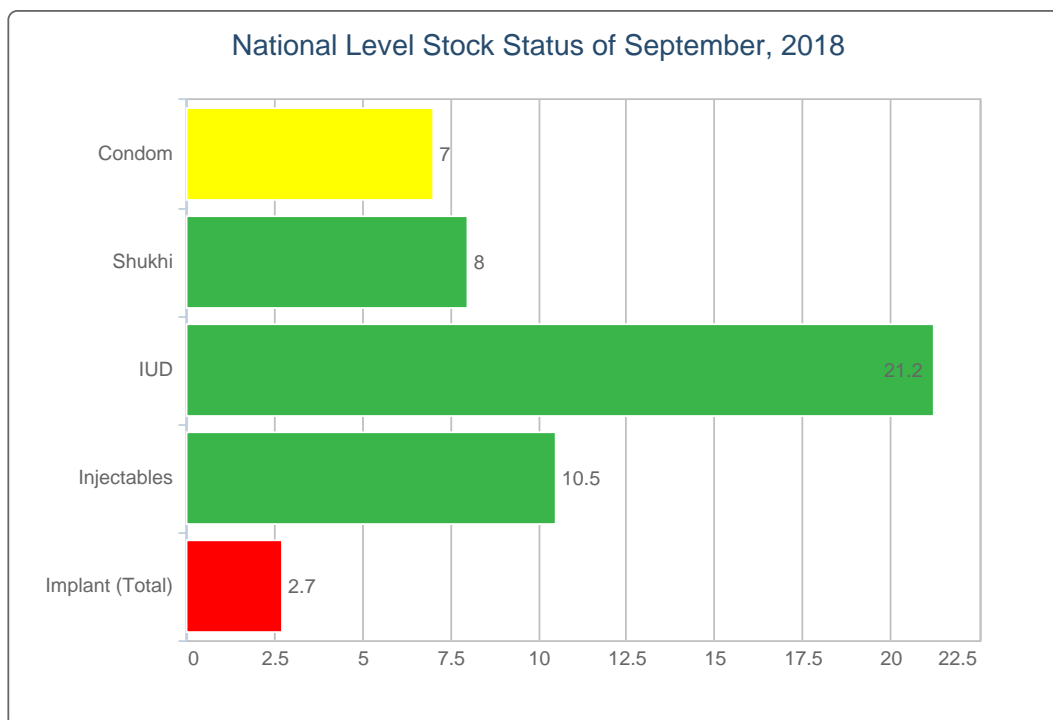
2. National Receipts Quantity by Product by Month

Contraceptive Received Report

Month: September, 2018

| Item | Supplier | Receiver | Date Receipts | Qty |
|-----------------|-------------------------------------|------------|---------------|------------|
| Condom | ESSENTIAL DRUGS CO. LTD. | Khulna RWH | 30/09/18 | 4,018,400 |
| | KHULNA ESSENTIAL LATEX PLANT((KELP) | Bogura RWH | 30/09/18 | 5,194,800 |
| | UNFPA | Dhaka CWH | 30/09/18 | 5,760,000 |
| Total | | | | 14,973,200 |
| IUD | UNFPA | Dhaka CWH | 30/09/18 | 160,000 |
| Total | | | | 160,000 |
| Implant (Total) | TECHNO DRUGS Ltd | Dhaka CWH | 30/09/18 | 50,000 |
| Total | | | | 50,000 |

3. National Level Contraceptive Summary Report

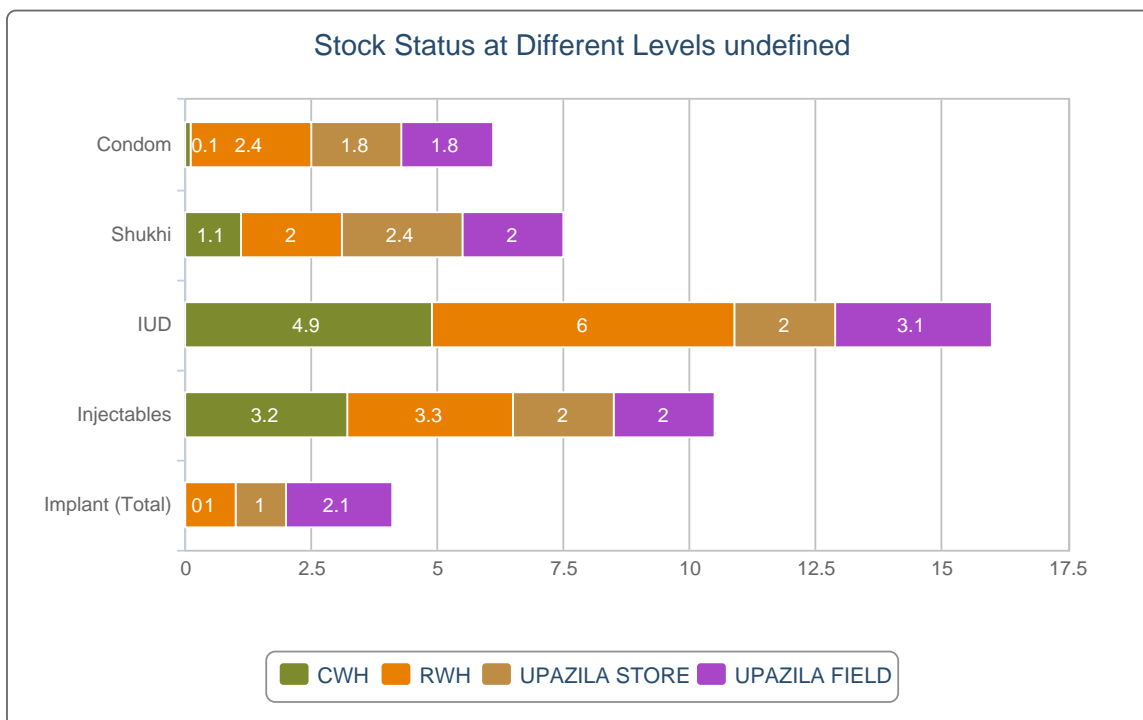


■ MOS less than 4.0
 ■ MOS 4.0 - 7.9
 ■ MOS 8.0 and above
 MOS = Month of Stock

National Level Stock Status of September, 2018

| SL | Name of Products | Reported Consumption | Reported Closing Balance | Average Monthly Consumption | MOS |
|----|------------------|----------------------|--------------------------|-----------------------------|------|
| 1 | Condom | 8,622,432 | 51,836,344 | 7,357,945 | 7.0 |
| 2 | Shukhi | 7,239,938 | 54,414,992 | 6,816,353 | 8.0 |
| 3 | IUD | 15,998 | 254,201 | 12,014 | 21.2 |
| 4 | Injectables | 934,295 | 9,800,275 | 935,022 | 10.5 |
| 5 | Implant (Total) | 16,908 | 68,985 | 25,494 | 2.7 |

4. Stock Status Report at Different Levels

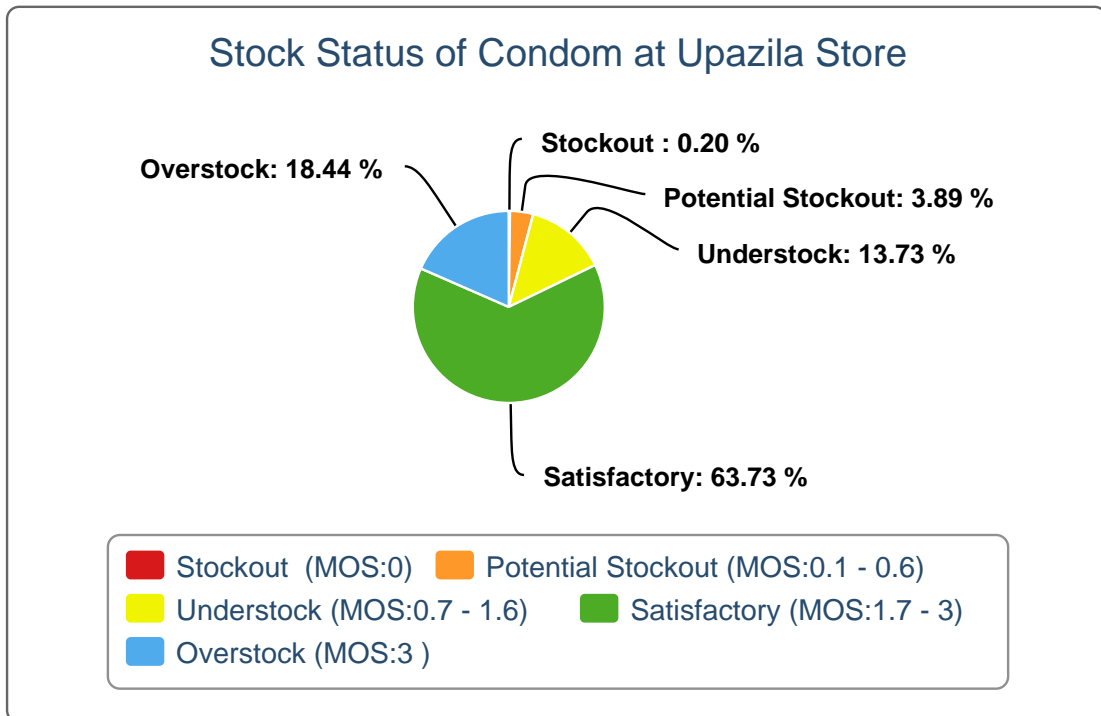


Stock Status at Different Levels September, 2018

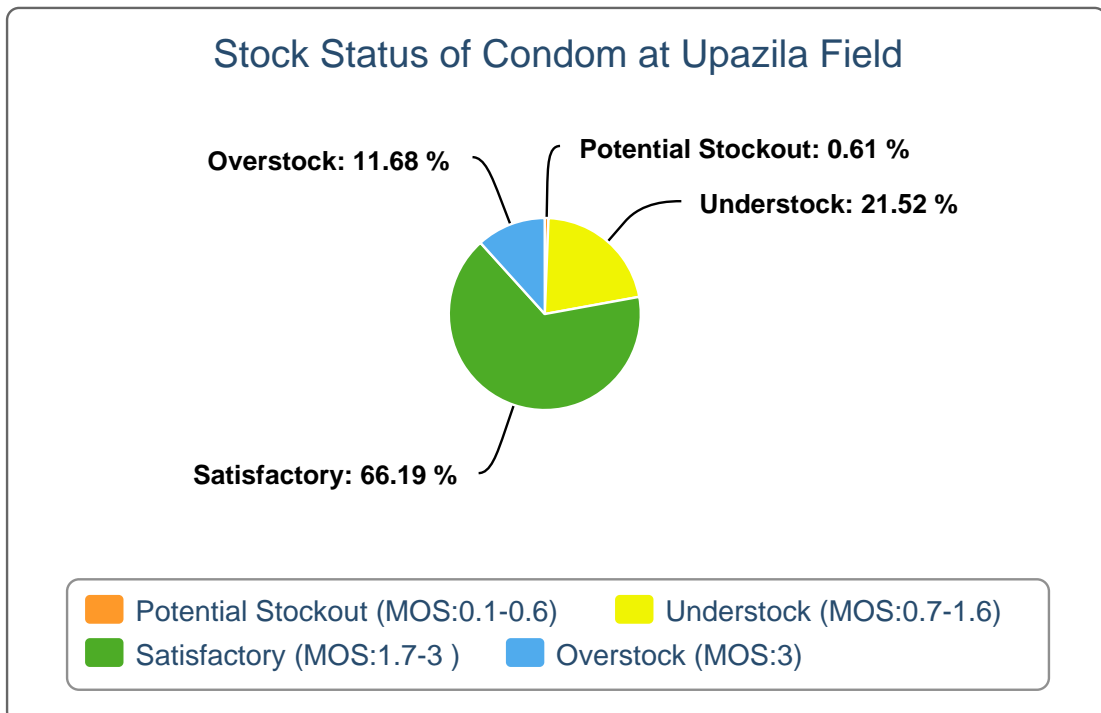
| Products | Avg. Consump. of Last 6 Months | CWH Level | MOS | RWH Level | MOS | Upazila Level | MOS | Field Level | MOS | National Level | MOS |
|-----------------|--------------------------------|-----------|-----|------------|-----|---------------|-----|-------------|-----|----------------|------|
| Condom | 7,357,945 | 626,400 | 0.1 | 20,559,800 | 2.8 | 15,558,146 | 2.1 | 15,091,998 | 2.1 | 51,836,344 | 7 |
| Shukhi | 6,816,353 | 8,066,189 | 1.2 | 14,318,416 | 2.1 | 17,372,813 | 2.5 | 14,657,574 | 2.2 | 54,414,992 | 8 |
| IUD | 12,014 | 77,710 | 6.5 | 95,306 | 7.9 | 31,359 | 2.6 | 49,826 | 4.1 | 254,201 | 21.2 |
| Injectables | 935,022 | 2,996,485 | 3.2 | 3,082,400 | 3.3 | 1,871,629 | 2 | 1,849,761 | 2 | 9,800,275 | 10.5 |
| Implant (Total) | 25,494 | 350 | 0 | 16,537 | 0.6 | 16,926 | 0.7 | 35,172 | 1.4 | 68,985 | 2.7 |

5. Contraceptive Stock Status by Product at Upazila Store and Field

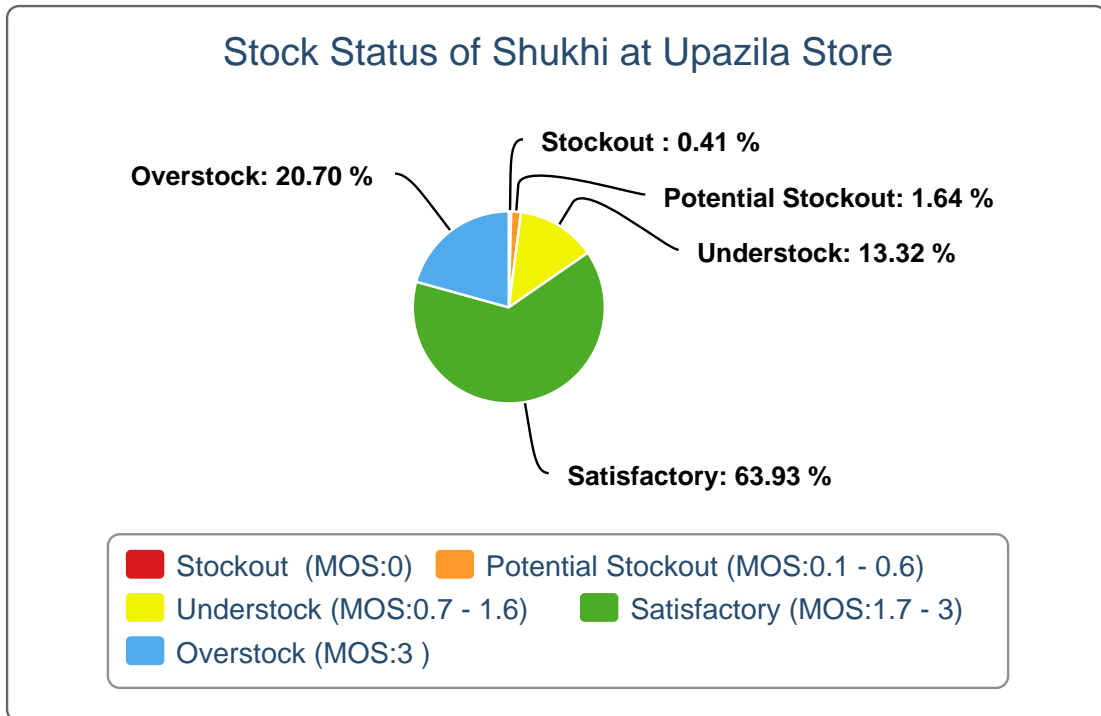
5(a).



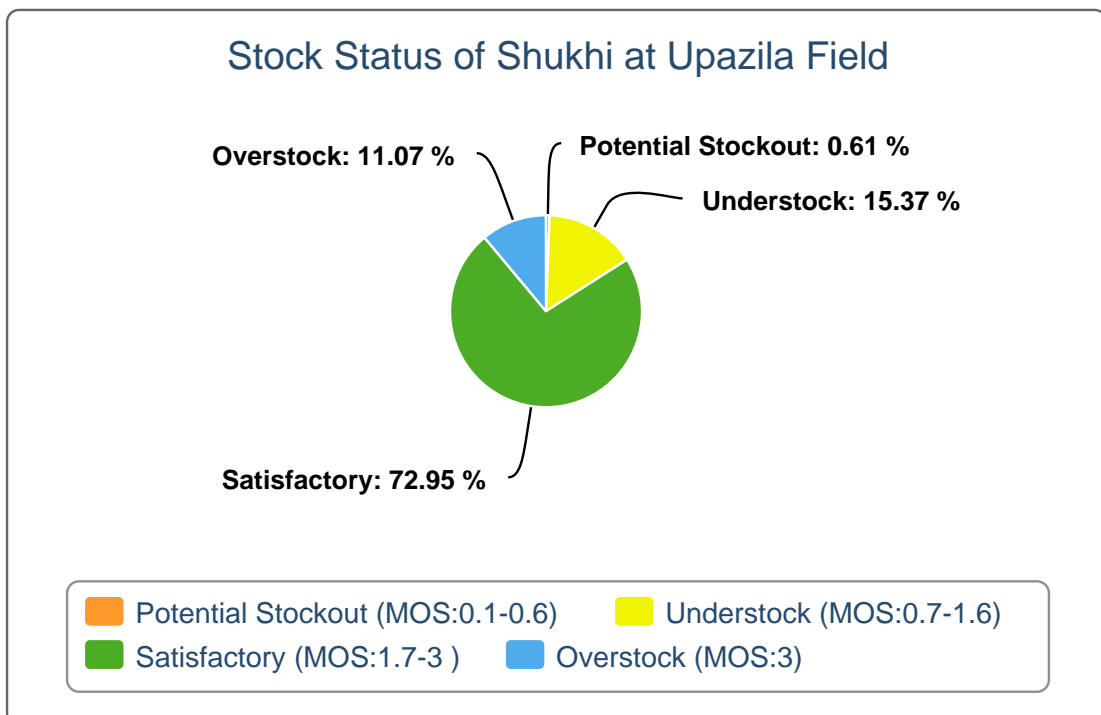
5(b).



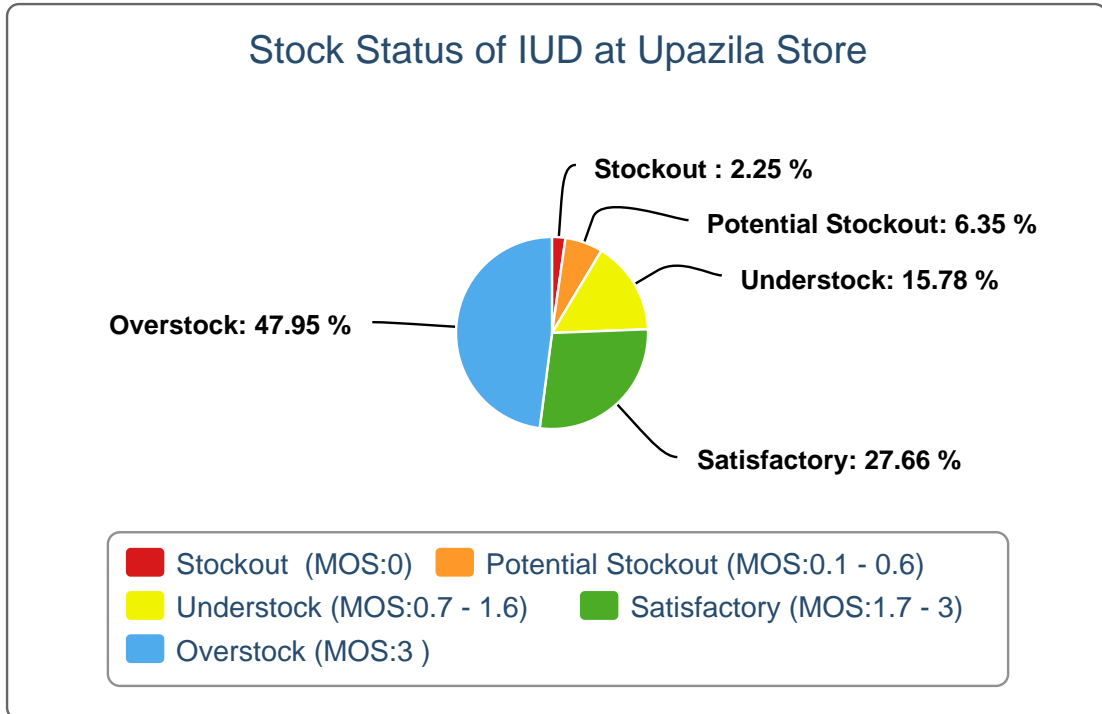
5(c).



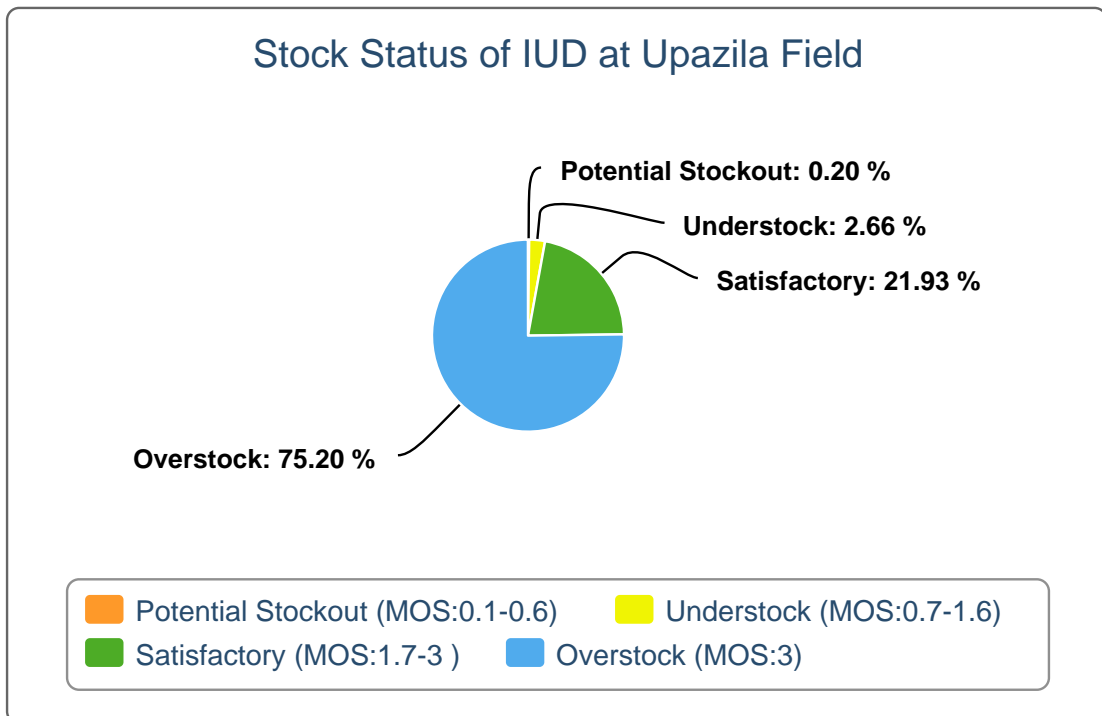
5(d).



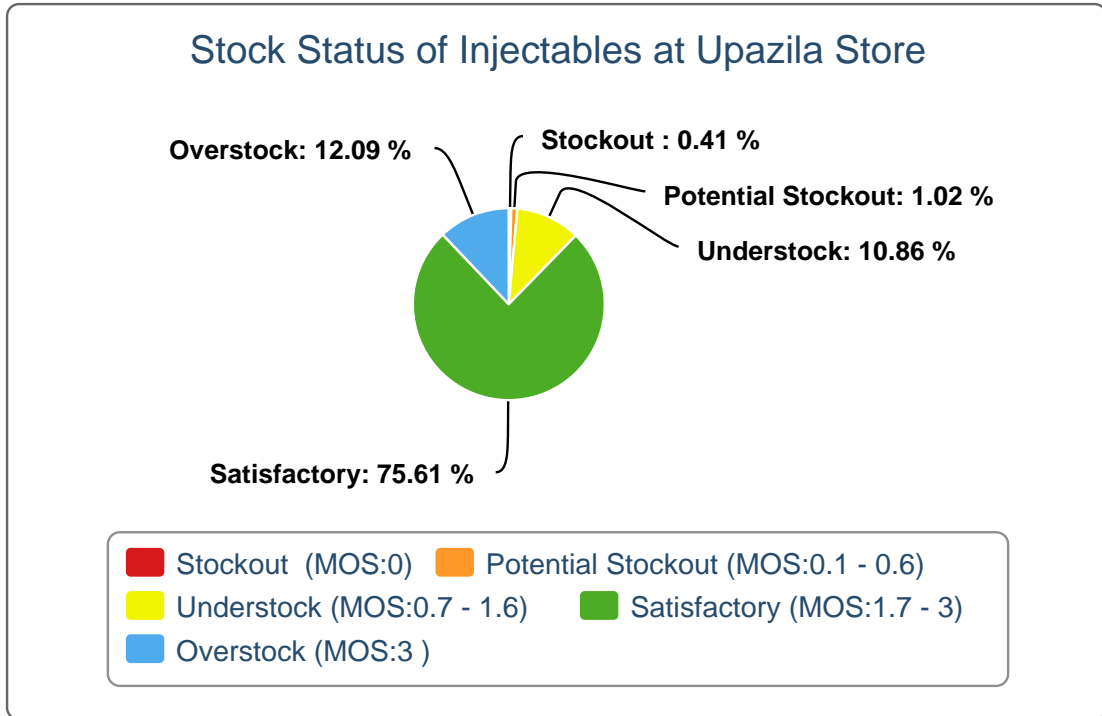
5(e).



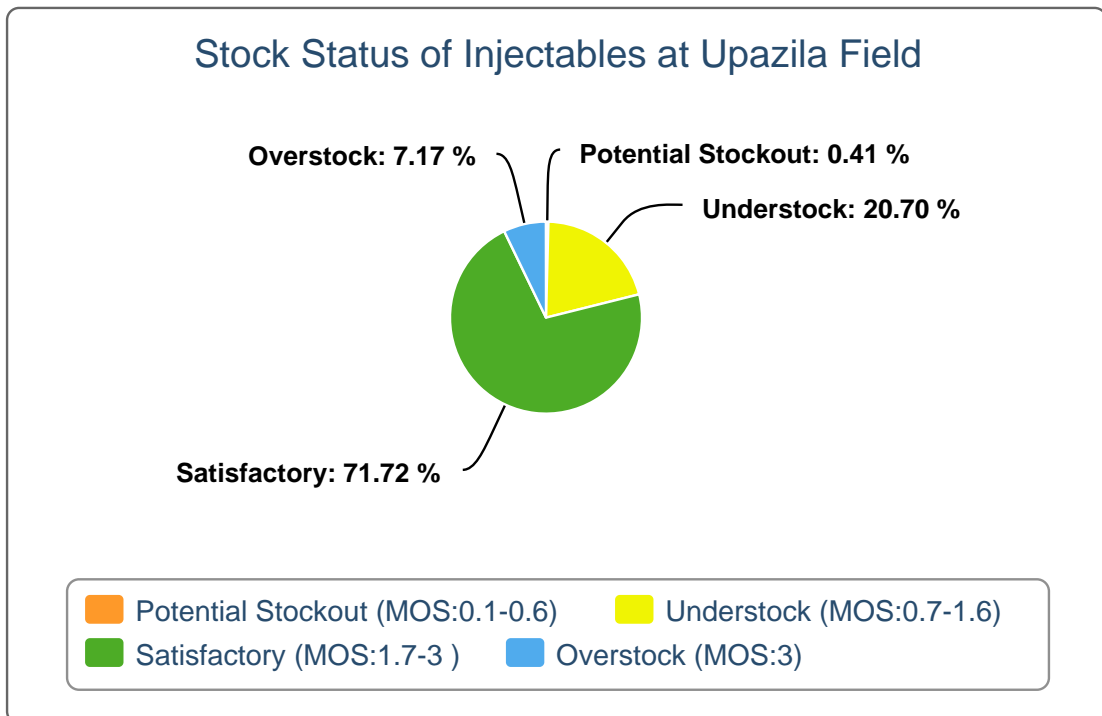
5(f).



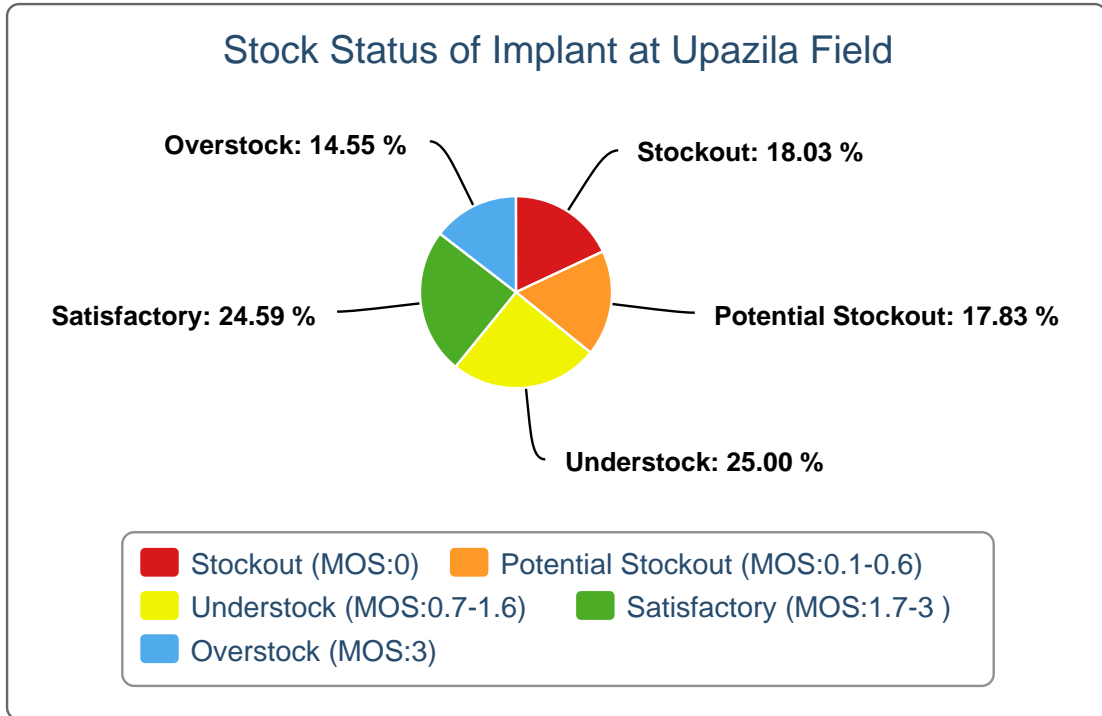
5(g).



5(h).



5(i).



6(a). Contraceptive Stock Status by Product at Regional Warehouses

| SL | WH Name | Condom | | | Shukhi | | | IUD | | | Injectables | | | Implant | | |
|----|----------------|-----------|-----------|------|-----------|---------|------|--------|-------|------|-------------|---------|------|---------|-------|-----|
| | | CBL | AMD | MOS | CBL | AMD | MOS | CBL | AMD | MOS | CBL | AMD | MOS | CBL | AMD | MOS |
| 1 | Bandarban RWH | 97,200 | 34,334 | 2.8 | 53,280 | 20,639 | 2.6 | 225 | 80 | 2.8 | 6,000 | 3,129 | 1.9 | 10 | 170 | 0.1 |
| 2 | Bhola RWH | 284,400 | 91,290 | 3.1 | 488,160 | 83,891 | 5.8 | 1,850 | 178 | 10.4 | 45,000 | 39,573 | 1.1 | 0 | 366 | 0.0 |
| 3 | Bogura RWH | 951,400 | 486,521 | 2.0 | 929,315 | 397,809 | 2.3 | 5,550 | 529 | 10.5 | 371,200 | 32,274 | 11.5 | 1,000 | 1,839 | 0.5 |
| 4 | Chattogram RWH | 1,492,600 | 383,380 | 3.9 | 5,255,210 | 361,737 | 14.5 | 10,155 | 1,079 | 9.4 | 933,300 | 58,899 | 15.8 | 310 | 1,823 | 0.2 |
| 5 | Cumilla RWH | 1,017,800 | 379,680 | 2.7 | 676,920 | 381,194 | 1.8 | 5,390 | 1,188 | 4.5 | 95,000 | 67,320 | 1.4 | 355 | 1,761 | 0.2 |
| 6 | Dhaka CWH | 626,400 | 1,172,193 | 0.5 | 8,066,189 | 865,897 | 9.3 | 77,710 | 1,693 | 45.9 | 2,996,485 | 111,248 | 26.9 | 350 | 2,473 | 0.1 |
| 7 | Dinajpur RWH | 129,600 | 168,615 | 0.8 | 455,040 | 307,848 | 1.5 | 2,900 | 412 | 7.0 | 78,000 | 36,632 | 2.1 | 1,582 | 1,426 | 1.1 |
| 8 | Faridpur RWH | 1,512,000 | 546,991 | 2.8 | 728,640 | 380,102 | 1.9 | 8,675 | 860 | 10.1 | 166,000 | 46,139 | 3.6 | 1,005 | 1,630 | 0.6 |
| 9 | Jamalpur RWH | 925,200 | 207,110 | 4.5 | 544,320 | 223,842 | 2.4 | 4,338 | 321 | 13.5 | 115,400 | 30,690 | 3.8 | 1,400 | 894 | 1.6 |
| 10 | Jashore RWH | 525,600 | 386,376 | 1.4 | 381,600 | 286,890 | 1.3 | 7,650 | 427 | 17.9 | 127,900 | 45,932 | 2.8 | 552 | 982 | 0.6 |
| 11 | Khulna RWH | 8,290,000 | 592,449 | 14.0 | 874,410 | 422,580 | 2.1 | 9,535 | 705 | 13.5 | 124,300 | 44,460 | 2.8 | 2,450 | 1,445 | 1.7 |
| 12 | Kushtia RWH | 514,800 | 204,455 | 2.5 | 295,200 | 159,381 | 1.9 | 1,889 | 186 | 10.2 | 90,700 | 34,539 | 2.6 | 229 | 407 | 0.6 |
| 13 | Mymensingh RWH | 1,119,600 | 530,507 | 2.1 | 381,600 | 664,278 | 0.6 | 5,500 | 662 | 8.3 | 250,000 | 52,662 | 4.7 | 650 | 1,894 | 0.3 |
| 14 | Noakhali RWH | 381,600 | 208,616 | 1.8 | 228,960 | 187,538 | 1.2 | 1,325 | 456 | 2.9 | 70,000 | 40,374 | 1.7 | 2,750 | 1,124 | 2.4 |
| 15 | Pabna RWH | 1,058,400 | 365,551 | 2.9 | 917,280 | 355,925 | 2.6 | 6,300 | 634 | 9.9 | 79,000 | 46,092 | 1.7 | 100 | 874 | 0.1 |
| 16 | Patuakhali RWH | 327,600 | 111,887 | 2.9 | 394,560 | 153,996 | 2.6 | 4,050 | 301 | 13.5 | 89,000 | 25,249 | 3.5 | 400 | 768 | 0.5 |
| 17 | Rajshahi RWH | 561,600 | 484,601 | 1.2 | 489,600 | 310,684 | 1.6 | 5,144 | 391 | 13.2 | 84,700 | 37,511 | 2.3 | 525 | 1,007 | 0.5 |
| 18 | Rangamati RWH | 81,600 | 44,131 | 1.8 | 64,800 | 32,978 | 2.0 | 155 | 65 | 2.4 | 6,200 | 3,307 | 1.9 | 46 | 217 | 0.2 |
| 19 | Rangpur RWH | 522,000 | 397,214 | 1.3 | 737,280 | 546,003 | 1.4 | 10,050 | 982 | 10.2 | 130,000 | 102,466 | 1.3 | 1,950 | 2,134 | 0.9 |
| 20 | Sylhet RWH | 529,200 | 345,733 | 1.5 | 357,120 | 386,028 | 0.9 | 3,475 | 526 | 6.6 | 146,700 | 48,576 | 3.0 | 1,123 | 1,518 | 0.7 |
| 21 | Tangail RWH | 237,600 | 216,311 | 1.1 | 65,121 | 287,113 | 0.2 | 1,150 | 339 | 3.4 | 74,000 | 27,950 | 2.6 | 100 | 742 | 0.1 |

6(b). Contraceptive Stock Status by Product at Upazila

| SL | Warehouse Name | Upazila Name | Condom | | | Shukhi | | | IUD | | | Injectables | | | Implant | | |
|----|----------------|-----------------|--------|--------|-----|--------|--------|-----|-----|-----|------|-------------|-------|------|---------|-----|-----|
| | | | CBL | AMD | MOS | CBL | AMD | MOS | CBL | AMD | MOS | CBL | AMD | MOS | CBL | AMD | MOS |
| 1 | Bandarban RWH | Alikadam | 23,800 | 5,968 | 4.0 | 7,497 | 2,104 | 3.6 | 50 | 10 | 5.0 | 2,784 | 740 | 3.8 | 25 | 45 | 0.6 |
| 2 | Bandarban RWH | Bandarban Sadar | 9,700 | 4,946 | 2.0 | 8,740 | 4,037 | 2.2 | 71 | 24 | 3.0 | 1,306 | 630 | 2.1 | 40 | 21 | 1.9 |
| 3 | Bandarban RWH | Lama | 23,784 | 5,887 | 4.0 | 13,560 | 4,931 | 2.7 | 64 | 20 | 3.2 | 3,001 | 693 | 4.3 | 27 | 23 | 1.2 |
| 4 | Bandarban RWH | Naikhongchhari | 22,100 | 7,638 | 2.9 | 14,760 | 4,770 | 3.1 | 11 | 10 | 1.1 | 1,028 | 704 | 1.5 | 26 | 21 | 1.2 |
| 5 | Bandarban RWH | Rowangchhari | 8,200 | 2,160 | 3.8 | 8,440 | 1,882 | 4.5 | 43 | 3 | 14.3 | 545 | 171 | 3.2 | 25 | 25 | 1.0 |
| 6 | Bandarban RWH | Ruma | 28,800 | 5,244 | 5.5 | 5,730 | 1,518 | 3.8 | 28 | 6 | 4.7 | 389 | 119 | 3.3 | 26 | 10 | 2.6 |
| 7 | Bandarban RWH | Thanchi | 9,900 | 2,491 | 4.0 | 6,420 | 1,397 | 4.6 | 29 | 7 | 4.1 | 1,000 | 72 | 13.9 | 25 | 25 | 1.0 |
| 8 | Bhola RWH | Bhola Sadar | 28,100 | 11,538 | 2.4 | 21,285 | 9,958 | 2.1 | 75 | 48 | 1.6 | 10,850 | 5,420 | 2.0 | 0 | 90 | 0.0 |
| 9 | Bhola RWH | Burhanuddin | 21,700 | 4,150 | 5.2 | 30,345 | 7,284 | 4.2 | 53 | 12 | 4.4 | 3,620 | 1,578 | 2.3 | 0 | 64 | 0.0 |
| 10 | Bhola RWH | Char Fasson | 59,100 | 19,488 | 3.0 | 46,758 | 16,712 | 2.8 | 80 | 31 | 2.6 | 17,006 | 9,237 | 1.8 | 48 | 58 | 0.8 |
| 11 | Bhola RWH | Daulat Khan | 17,200 | 5,671 | 3.0 | 15,430 | 7,321 | 2.1 | 16 | 16 | 1.0 | 6,500 | 4,181 | 1.6 | 144 | 17 | 8.5 |
| 12 | Bhola RWH | Hizla | 19,900 | 9,000 | 2.2 | 11,040 | 5,101 | 2.2 | 25 | 9 | 2.8 | 3,225 | 1,537 | 2.1 | 72 | 11 | 6.5 |
| 13 | Bhola RWH | Lalmohan | 23,600 | 11,136 | 2.1 | 20,220 | 11,553 | 1.8 | 40 | 17 | 2.4 | 12,180 | 6,239 | 2.0 | 0 | 52 | 0.0 |
| 14 | Bhola RWH | Manpura | 7,552 | 3,273 | 2.3 | 5,778 | 2,817 | 2.1 | 40 | 6 | 6.7 | 3,861 | 1,863 | 2.1 | 72 | 22 | 3.3 |
| 15 | Bhola RWH | Mehendiganj | 33,300 | 13,756 | 2.4 | 23,625 | 10,552 | 2.2 | 37 | 16 | 2.3 | 8,786 | 4,536 | 1.9 | 72 | 10 | 7.2 |
| 16 | Bhola RWH | Muladi | 14,800 | 7,159 | 2.1 | 14,275 | 7,209 | 2.0 | 39 | 11 | 3.5 | 4,193 | 1,960 | 2.1 | 0 | 21 | 0.0 |
| 17 | Bhola RWH | Tazumuddin | 23,700 | 6,119 | 3.9 | 26,050 | 5,384 | 4.8 | 25 | 12 | 2.1 | 6,200 | 3,022 | 2.1 | 0 | 21 | 0.0 |
| 18 | Bogura RWH | Adamdighi | 39,300 | 9,948 | 4.0 | 26,955 | 7,047 | 3.8 | 106 | 17 | 6.2 | 1,842 | 411 | 4.5 | 0 | 36 | 0.0 |
| 19 | Bogura RWH | Akkelpur | 35,100 | 4,397 | 8.0 | 22,435 | 5,364 | 4.2 | 52 | 11 | 4.7 | 1,690 | 445 | 3.8 | 0 | 46 | 0.0 |
| 20 | Bogura RWH | Atrai | 4,400 | 9,660 | 0.5 | 11,585 | 12,380 | 0.9 | 127 | 10 | 12.7 | 1,264 | 470 | 2.7 | 1 | 36 | 0.0 |
| 21 | Bogura RWH | Badalgachhi | 30,100 | 14,549 | 2.1 | 11,640 | 14,501 | 0.8 | 25 | 11 | 2.3 | 3,596 | 1,721 | 2.1 | 144 | 37 | 3.9 |
| 22 | Bogura RWH | Bogura Sadar | 15,440 | 49,390 | 0.3 | 7,530 | 17,717 | 0.4 | 95 | 47 | 2.0 | 4,613 | 2,284 | 2.0 | 6 | 171 | 0.0 |
| 23 | Bogura RWH | Dhamoirhat | 7,500 | 8,705 | 0.9 | 12,368 | 8,498 | 1.5 | 77 | 18 | 4.3 | 1,400 | 896 | 1.6 | 100 | 32 | 3.1 |
| 24 | Bogura RWH | Dhunat | 35,900 | 28,576 | 1.3 | 19,790 | 19,815 | 1.0 | 118 | 17 | 6.9 | 2,006 | 2,101 | 1.0 | 0 | 64 | 0.0 |
| 25 | Bogura RWH | Dhupchanchia | 26,400 | 6,344 | 4.2 | 2,655 | 7,998 | 0.3 | 321 | 18 | 17.8 | 1,046 | 716 | 1.5 | 50 | 79 | 0.6 |

| SL | Warehouse Name | Upazila Name | Condom | | | Shukhi | | | IUD | | | Injectables | | | Implant | | |
|----|----------------|-----------------|--------|--------|-----|--------|--------|-----|-----|-----|------|-------------|-------|-----|---------|-----|------|
| | | | CBL | AMD | MOS | CBL | AMD | MOS | CBL | AMD | MOS | CBL | AMD | MOS | CBL | AMD | MOS |
| 26 | Bogura RWH | Gabtali | 20,000 | 35,803 | 0.6 | 21,570 | 19,120 | 1.1 | 32 | 13 | 2.5 | 2,940 | 2,573 | 1.1 | 0 | 79 | 0.0 |
| 27 | Bogura RWH | Ghoraghat | 29,100 | 5,660 | 5.1 | 15,105 | 7,122 | 2.1 | 87 | 18 | 4.8 | 1,140 | 429 | 2.7 | 100 | 23 | 4.3 |
| 28 | Bogura RWH | Hakimpur | 34,400 | 7,557 | 4.6 | 16,821 | 6,577 | 2.6 | 55 | 11 | 5.0 | 1,405 | 396 | 3.5 | 106 | 37 | 2.9 |
| 29 | Bogura RWH | Joypurhat Sadar | 21,600 | 17,321 | 1.2 | 18,738 | 12,529 | 1.5 | 50 | 60 | 0.8 | 2,200 | 1,231 | 1.8 | 300 | 148 | 2.0 |
| 30 | Bogura RWH | Kahaloo | 38,200 | 16,945 | 2.3 | 44,400 | 11,647 | 3.8 | 123 | 20 | 6.2 | 2,945 | 868 | 3.4 | 0 | 68 | 0.0 |
| 31 | Bogura RWH | Kalai | 12,348 | 5,586 | 2.2 | 29,910 | 8,277 | 3.6 | 22 | 8 | 2.8 | 380 | 448 | 0.8 | 0 | 27 | 0.0 |
| 32 | Bogura RWH | Khetlal | 32,100 | 7,809 | 4.1 | 21,660 | 5,155 | 4.2 | 101 | 9 | 11.2 | 960 | 229 | 4.2 | 0 | 32 | 0.0 |
| 33 | Bogura RWH | Mahadebpur | 22,800 | 14,705 | 1.6 | 21,570 | 17,215 | 1.3 | 2 | 15 | 0.1 | 1,025 | 941 | 1.1 | 144 | 52 | 2.8 |
| 34 | Bogura RWH | Manda | 28,500 | 19,038 | 1.5 | 32,400 | 31,950 | 1.0 | 203 | 48 | 4.2 | 2,635 | 1,814 | 1.5 | 24 | 61 | 0.4 |
| 35 | Bogura RWH | Nandigram | 7,500 | 8,333 | 0.9 | 13,785 | 12,293 | 1.1 | 54 | 3 | 18.0 | 850 | 368 | 2.3 | 10 | 42 | 0.2 |
| 36 | Bogura RWH | Naogaon Sadar | 18,000 | 23,542 | 0.8 | 24,285 | 18,628 | 1.3 | 54 | 21 | 2.6 | 1,543 | 1,381 | 1.1 | 0 | 59 | 0.0 |
| 37 | Bogura RWH | Niamatpur | 29,800 | 12,516 | 2.4 | 14,895 | 12,557 | 1.2 | 105 | 15 | 7.0 | 1,349 | 908 | 1.5 | 200 | 52 | 3.8 |
| 38 | Bogura RWH | Panchbibi | 20,590 | 11,618 | 1.8 | 18,927 | 9,084 | 2.1 | 4 | 9 | 0.4 | 1,908 | 648 | 2.9 | 0 | 98 | 0.0 |
| 39 | Bogura RWH | Patnitala | 30,200 | 9,116 | 3.3 | 28,952 | 9,065 | 3.2 | 106 | 9 | 11.8 | 2,038 | 484 | 4.2 | 102 | 61 | 1.7 |
| 40 | Bogura RWH | Porsha | 44,208 | 10,886 | 4.1 | 46,035 | 10,064 | 4.6 | 103 | 10 | 10.3 | 1,887 | 482 | 3.9 | 244 | 19 | 12.8 |
| 41 | Bogura RWH | Raninagar | 7,000 | 12,072 | 0.6 | 17,310 | 13,388 | 1.3 | 36 | 6 | 6.0 | 937 | 523 | 1.8 | 10 | 29 | 0.3 |
| 42 | Bogura RWH | Sapahar | 32,498 | 8,465 | 3.8 | 27,735 | 10,832 | 2.6 | 12 | 5 | 2.4 | 2,667 | 922 | 2.9 | 172 | 31 | 5.5 |
| 43 | Bogura RWH | Sariakandi | 8,108 | 11,876 | 0.7 | 12,675 | 8,597 | 1.5 | 58 | 18 | 3.2 | 45 | 1,102 | 0.0 | 0 | 98 | 0.0 |
| 44 | Bogura RWH | Shajahanpur | 17,700 | 37,486 | 0.5 | 18,095 | 16,256 | 1.1 | 117 | 20 | 5.9 | 1,560 | 1,027 | 1.5 | 0 | 81 | 0.0 |
| 45 | Bogura RWH | Sherpur | 15,600 | 29,873 | 0.5 | 21,121 | 20,786 | 1.0 | 29 | 17 | 1.7 | 1,370 | 1,560 | 0.9 | 0 | 84 | 0.0 |
| 46 | Bogura RWH | Shibganj | 8,900 | 27,283 | 0.3 | 20,670 | 23,538 | 0.9 | 106 | 23 | 4.6 | 3,500 | 3,742 | 0.9 | 0 | 75 | 0.0 |
| 47 | Bogura RWH | Sonatola | 62,300 | 21,462 | 2.9 | 51,045 | 19,809 | 2.6 | 105 | 22 | 4.8 | 2,952 | 1,154 | 2.6 | 0 | 82 | 0.0 |
| 48 | Chattogram RWH | Anowara | 21,600 | 9,562 | 2.3 | 24,210 | 12,185 | 2.0 | 83 | 28 | 3.0 | 1,996 | 898 | 2.2 | 30 | 52 | 0.6 |
| 49 | Chattogram RWH | Banshkhali | 30,400 | 13,023 | 2.3 | 32,460 | 14,599 | 2.2 | 66 | 32 | 2.1 | 4,793 | 2,340 | 2.0 | 2 | 48 | 0.0 |
| 50 | Chattogram RWH | Boalkhali | 19,300 | 7,741 | 2.5 | 23,399 | 11,033 | 2.1 | 30 | 34 | 0.9 | 1,694 | 545 | 3.1 | 0 | 33 | 0.0 |

| SL | Warehouse Name | Upazila Name | Condom | | | Shukhi | | | IUD | | | Injectables | | | Implant | | |
|----|----------------|--------------------|--------|--------|-----|--------|--------|-----|-----|-----|------|-------------|-------|-----|---------|-----|-----|
| | | | CBL | AMD | MOS | CBL | AMD | MOS | CBL | AMD | MOS | CBL | AMD | MOS | CBL | AMD | MOS |
| 51 | Chattogram RWH | Chakaria | 26,800 | 13,811 | 1.9 | 34,920 | 16,500 | 2.1 | 77 | 33 | 2.3 | 8,473 | 4,149 | 2.0 | 174 | 97 | 1.8 |
| 52 | Chattogram RWH | Chandanaish | 33,900 | 8,530 | 4.0 | 20,400 | 10,083 | 2.0 | 68 | 37 | 1.8 | 2,121 | 898 | 2.4 | 20 | 43 | 0.5 |
| 53 | Chattogram RWH | Cox's Bazar Sadar | 52,500 | 18,934 | 2.8 | 41,175 | 20,614 | 2.0 | 135 | 35 | 3.9 | 5,860 | 2,912 | 2.0 | 25 | 100 | 0.3 |
| 54 | Chattogram RWH | Dighinala | 22,700 | 8,737 | 2.6 | 17,685 | 8,464 | 2.1 | 35 | 11 | 3.2 | 1,840 | 963 | 1.9 | 15 | 21 | 0.7 |
| 55 | Chattogram RWH | Double Mooring | 57,584 | 36,094 | 1.6 | 27,605 | 12,630 | 2.2 | 3 | 97 | 0.0 | 9,394 | 4,734 | 2.0 | 70 | 144 | 0.5 |
| 56 | Chattogram RWH | Fatikchhari | 36,912 | 20,543 | 1.8 | 39,845 | 19,043 | 2.1 | 83 | 38 | 2.2 | 3,465 | 2,451 | 1.4 | 55 | 112 | 0.5 |
| 57 | Chattogram RWH | Hathazari | 47,200 | 25,510 | 1.9 | 38,025 | 18,048 | 2.1 | 88 | 36 | 2.4 | 3,011 | 1,404 | 2.1 | 0 | 32 | 0.0 |
| 58 | Chattogram RWH | Khagrachhari Sadar | 22,100 | 7,279 | 3.0 | 12,915 | 5,930 | 2.2 | 1 | 41 | 0.0 | 1,419 | 690 | 2.1 | 20 | 28 | 0.7 |
| 59 | Chattogram RWH | Kutubdia | 27,500 | 3,480 | 7.9 | 17,445 | 4,340 | 4.0 | 29 | 13 | 2.2 | 1,375 | 1,334 | 1.0 | 0 | 61 | 0.0 |
| 60 | Chattogram RWH | Lakshmichhari | 15,400 | 1,943 | 7.9 | 8,880 | 2,712 | 3.3 | 34 | 13 | 2.6 | 270 | 107 | 2.5 | 37 | 12 | 3.1 |
| 61 | Chattogram RWH | Lohagara | 14,232 | 5,523 | 2.6 | 19,500 | 9,551 | 2.0 | 28 | 19 | 1.5 | 2,883 | 1,542 | 1.9 | 20 | 41 | 0.5 |
| 62 | Chattogram RWH | Mahalchhari | 7,300 | 3,334 | 2.2 | 7,800 | 4,342 | 1.8 | 36 | 5 | 7.2 | 769 | 362 | 2.1 | 20 | 35 | 0.6 |
| 63 | Chattogram RWH | Maheshkhali | 16,300 | 7,658 | 2.1 | 35,415 | 17,671 | 2.0 | 17 | 38 | 0.4 | 5,450 | 2,977 | 1.8 | 0 | 85 | 0.0 |
| 64 | Chattogram RWH | Manikchhari | 3,400 | 1,427 | 2.4 | 4,530 | 1,855 | 2.4 | 26 | 2 | 13.0 | 1,053 | 490 | 2.1 | 15 | 15 | 1.0 |
| 65 | Chattogram RWH | Matiranga | 16,600 | 7,015 | 2.4 | 14,670 | 7,316 | 2.0 | 101 | 17 | 5.9 | 1,917 | 927 | 2.1 | 27 | 21 | 1.3 |
| 66 | Chattogram RWH | Mirsharai | 29,000 | 11,580 | 2.5 | 33,349 | 15,334 | 2.2 | 16 | 46 | 0.3 | 4,636 | 2,316 | 2.0 | 50 | 73 | 0.7 |
| 67 | Chattogram RWH | Panchhari | 15,300 | 2,793 | 5.5 | 14,880 | 4,133 | 3.6 | 15 | 3 | 5.0 | 450 | 232 | 1.9 | 15 | 29 | 0.5 |
| 68 | Chattogram RWH | Panchlaish | 44,130 | 30,359 | 1.5 | 33,080 | 10,562 | 3.1 | 75 | 105 | 0.7 | 7,183 | 3,711 | 1.9 | 100 | 118 | 0.8 |
| 69 | Chattogram RWH | Patiya | 34,900 | 18,967 | 1.8 | 41,400 | 19,763 | 2.1 | 40 | 99 | 0.4 | 4,270 | 2,149 | 2.0 | 0 | 95 | 0.0 |
| 70 | Chattogram RWH | Pekua | 14,800 | 6,052 | 2.4 | 12,345 | 6,471 | 1.9 | 116 | 12 | 9.7 | 3,704 | 1,960 | 1.9 | 128 | 50 | 2.6 |
| 71 | Chattogram RWH | Ramgarh | 12,200 | 3,169 | 3.8 | 8,925 | 4,227 | 2.1 | 18 | 5 | 3.6 | 591 | 260 | 2.3 | 31 | 53 | 0.6 |
| 72 | Chattogram RWH | Ramu | 18,900 | 9,412 | 2.0 | 21,510 | 9,582 | 2.2 | 94 | 22 | 4.3 | 4,898 | 2,416 | 2.0 | 40 | 85 | 0.5 |
| 73 | Chattogram RWH | Rangunia | 35,300 | 19,742 | 1.8 | 33,120 | 15,748 | 2.1 | 35 | 44 | 0.8 | 3,837 | 1,946 | 2.0 | 0 | 41 | 0.0 |
| 74 | Chattogram RWH | Raozan | 36,324 | 16,322 | 2.2 | 30,425 | 14,344 | 2.1 | 62 | 44 | 1.4 | 2,714 | 1,309 | 2.1 | 32 | 46 | 0.7 |
| 75 | Chattogram RWH | Sandwip | 37,766 | 10,307 | 3.7 | 31,335 | 11,083 | 2.8 | 114 | 25 | 4.6 | 7,534 | 1,671 | 4.5 | 0 | 52 | 0.0 |

| SL | Warehouse Name | Upazila Name | Condom | | | Shukhi | | | IUD | | | Injectables | | | Implant | | |
|-----|----------------|-----------------------|--------|--------|------|--------|--------|-----|-----|-----|------|-------------|-------|-----|---------|-----|-----|
| | | | CBL | AMD | MOS | CBL | AMD | MOS | CBL | AMD | MOS | CBL | AMD | MOS | CBL | AMD | MOS |
| 76 | Chattogram RWH | Satkania | 21,100 | 9,501 | 2.2 | 23,580 | 11,720 | 2.0 | 84 | 29 | 2.9 | 1,230 | 949 | 1.3 | 25 | 53 | 0.5 |
| 77 | Chattogram RWH | Sitakunda | 40,900 | 17,773 | 2.3 | 32,315 | 14,597 | 2.2 | 2 | 58 | 0.0 | 3,538 | 1,787 | 2.0 | 0 | 40 | 0.0 |
| 78 | Chattogram RWH | Teknaf | 69,908 | 21,348 | 3.3 | 62,010 | 20,557 | 3.0 | 95 | 45 | 2.1 | 17,400 | 6,368 | 2.7 | 0 | 70 | 0.0 |
| 79 | Chattogram RWH | Ukhia | 31,300 | 5,911 | 5.3 | 15,060 | 6,700 | 2.2 | 66 | 13 | 5.1 | 7,213 | 2,102 | 3.4 | 0 | 38 | 0.0 |
| 80 | Cumilla RWH | Akhaura | 24,860 | 5,747 | 4.3 | 44,205 | 5,248 | 8.4 | 118 | 8 | 14.8 | 3,090 | 750 | 4.1 | 20 | 12 | 1.7 |
| 81 | Cumilla RWH | Ashuganj | 9,200 | 11,132 | 0.8 | 21,315 | 7,087 | 3.0 | 165 | 26 | 6.3 | 6,978 | 1,136 | 6.1 | 0 | 27 | 0.0 |
| 82 | Cumilla RWH | Banchhampur | 13,900 | 13,596 | 1.0 | 18,765 | 11,079 | 1.7 | 71 | 44 | 1.6 | 3,338 | 2,867 | 1.2 | 100 | 42 | 2.4 |
| 83 | Cumilla RWH | Barura | 21,600 | 14,547 | 1.5 | 1,025 | 19,486 | 0.1 | 28 | 56 | 0.5 | 4,144 | 3,077 | 1.3 | 0 | 72 | 0.0 |
| 84 | Cumilla RWH | Bijoyagar | 4,600 | 9,843 | 0.5 | 6,576 | 10,812 | 0.6 | 74 | 9 | 8.2 | 3,396 | 1,779 | 1.9 | 25 | 30 | 0.8 |
| 85 | Cumilla RWH | Brahman Para | 47,600 | 4,486 | 10.6 | 27,975 | 8,205 | 3.4 | 201 | 33 | 6.1 | 3,336 | 753 | 4.4 | 16 | 41 | 0.4 |
| 86 | Cumilla RWH | Brahmanbaria Sadar | 36,500 | 16,561 | 2.2 | 42,135 | 13,890 | 3.0 | 86 | 55 | 1.6 | 4,473 | 2,870 | 1.6 | 0 | 75 | 0.0 |
| 87 | Cumilla RWH | Burichang | 51,300 | 7,900 | 6.5 | 37,155 | 12,815 | 2.9 | 259 | 56 | 4.6 | 5,342 | 2,052 | 2.6 | 2 | 85 | 0.0 |
| 88 | Cumilla RWH | Chandina | 52,500 | 14,858 | 3.5 | 30,860 | 14,731 | 2.1 | 247 | 38 | 6.5 | 7,140 | 2,598 | 2.7 | 16 | 33 | 0.5 |
| 89 | Cumilla RWH | Chandpur Sadar | 50,500 | 15,125 | 3.3 | 33,200 | 13,637 | 2.4 | 55 | 83 | 0.7 | 4,510 | 2,357 | 1.9 | 75 | 89 | 0.8 |
| 90 | Cumilla RWH | Chauddagam | 2,100 | 17,675 | 0.1 | 1,515 | 20,212 | 0.1 | 202 | 35 | 5.8 | 3,774 | 3,737 | 1.0 | 0 | 51 | 0.0 |
| 91 | Cumilla RWH | Cumilla Adarsha Sadar | 27,600 | 22,821 | 1.2 | 12,195 | 19,041 | 0.6 | 55 | 112 | 0.5 | 7,039 | 3,194 | 2.2 | 0 | 124 | 0.0 |
| 92 | Cumilla RWH | Cumilla Sadar Dakshin | 32,500 | 10,821 | 3.0 | 0 | 17,550 | 0.0 | 10 | 54 | 0.2 | 6,107 | 2,660 | 2.3 | 0 | 61 | 0.0 |
| 93 | Cumilla RWH | Daudkandi | 55,200 | 13,502 | 4.1 | 24,855 | 10,815 | 2.3 | 230 | 54 | 4.3 | 8,233 | 1,911 | 4.3 | 15 | 45 | 0.3 |
| 94 | Cumilla RWH | Debidwar | 45,600 | 17,707 | 2.6 | 23,130 | 16,429 | 1.4 | 88 | 72 | 1.2 | 4,800 | 2,709 | 1.8 | 0 | 63 | 0.0 |
| 95 | Cumilla RWH | Faridganj | 57,100 | 10,554 | 5.4 | 47,445 | 10,854 | 4.4 | 135 | 29 | 4.7 | 5,065 | 2,621 | 1.9 | 10 | 57 | 0.2 |
| 96 | Cumilla RWH | Haim Char | 13,900 | 2,782 | 5.0 | 17,040 | 4,388 | 3.9 | 48 | 4 | 12.0 | 3,062 | 624 | 4.9 | 10 | 17 | 0.6 |
| 97 | Cumilla RWH | Hajiganj | 87,552 | 7,308 | 12.0 | 74,767 | 9,460 | 7.9 | 94 | 19 | 4.9 | 5,189 | 2,191 | 2.4 | 0 | 32 | 0.0 |
| 98 | Cumilla RWH | Homna | 36,400 | 9,938 | 3.7 | 19,455 | 8,015 | 2.4 | 117 | 32 | 3.7 | 3,926 | 1,264 | 3.1 | 35 | 32 | 1.1 |
| 99 | Cumilla RWH | Kachua | 27,200 | 19,245 | 1.4 | 35,325 | 14,173 | 2.5 | 172 | 31 | 5.5 | 3,769 | 3,591 | 1.0 | 0 | 43 | 0.0 |
| 100 | Cumilla RWH | Kasba | 42,600 | 9,780 | 4.4 | 30,075 | 12,778 | 2.4 | 78 | 20 | 3.9 | 2,893 | 1,439 | 2.0 | 15 | 44 | 0.3 |

| SL | Warehouse Name | Upazila Name | Condom | | | Shukhi | | | IUD | | | Injectables | | | Implant | | |
|-----|----------------|----------------|--------|--------|-----|---------|--------|-----|-----|-----|------|-------------|-------|-----|---------|-----|------|
| | | | CBL | AMD | MOS | CBL | AMD | MOS | CBL | AMD | MOS | CBL | AMD | MOS | CBL | AMD | MOS |
| 101 | Cumilla RWH | Laksam | 19,743 | 9,344 | 2.1 | 29,301 | 9,046 | 3.2 | 32 | 38 | 0.8 | 3,090 | 1,781 | 1.7 | 5 | 58 | 0.1 |
| 102 | Cumilla RWH | Manoharganj | 800 | 10,088 | 0.1 | 10,935 | 8,116 | 1.3 | 61 | 18 | 3.4 | 3,673 | 1,336 | 2.7 | 0 | 37 | 0.0 |
| 103 | Cumilla RWH | Matlab Dakshin | 14,298 | 8,341 | 1.7 | 39,822 | 5,797 | 6.9 | 120 | 14 | 8.6 | 7,021 | 1,404 | 5.0 | 0 | 40 | 0.0 |
| 104 | Cumilla RWH | Matlab Uttar | 11,600 | 12,829 | 0.9 | 19,995 | 13,342 | 1.5 | 33 | 17 | 1.9 | 4,882 | 1,584 | 3.1 | 0 | 73 | 0.0 |
| 105 | Cumilla RWH | Meghna | 35,300 | 4,972 | 7.1 | 23,865 | 4,148 | 5.8 | 98 | 14 | 7.0 | 2,897 | 815 | 3.6 | 0 | 23 | 0.0 |
| 106 | Cumilla RWH | Muradnagar | 10,400 | 23,470 | 0.4 | 28,290 | 18,366 | 1.5 | 72 | 62 | 1.2 | 6,408 | 2,922 | 2.2 | 0 | 132 | 0.0 |
| 107 | Cumilla RWH | Nabinagar | 50,600 | 13,262 | 3.8 | 36,210 | 16,225 | 2.2 | 161 | 12 | 13.4 | 5,289 | 2,489 | 2.1 | 51 | 78 | 0.7 |
| 108 | Cumilla RWH | Nangalkot | 200 | 12,033 | 0.0 | 11,655 | 11,164 | 1.0 | 79 | 42 | 1.9 | 5,357 | 2,354 | 2.3 | 0 | 73 | 0.0 |
| 109 | Cumilla RWH | Nasirnagar | 41,800 | 7,867 | 5.3 | 21,780 | 10,586 | 2.1 | 110 | 28 | 3.9 | 4,336 | 1,288 | 3.4 | 50 | 40 | 1.3 |
| 110 | Cumilla RWH | Sarail | 36,000 | 9,173 | 3.9 | 29,535 | 11,847 | 2.5 | 80 | 23 | 3.5 | 3,348 | 1,648 | 2.0 | 15 | 50 | 0.3 |
| 111 | Cumilla RWH | Shahrasti | 31,600 | 4,351 | 7.3 | 32,655 | 6,803 | 4.8 | 108 | 14 | 7.7 | 5,380 | 2,109 | 2.6 | 10 | 52 | 0.2 |
| 112 | Cumilla RWH | Titas | 14,400 | 8,022 | 1.8 | 37,935 | 5,049 | 7.5 | 50 | 36 | 1.4 | 2,587 | 1,410 | 1.8 | 0 | 30 | 0.0 |
| 113 | Dhaka CWH | Araihazar | 39,000 | 13,828 | 2.8 | 41,280 | 20,603 | 2.0 | 176 | 43 | 4.1 | 4,610 | 2,339 | 2.0 | 0 | 93 | 0.0 |
| 114 | Dhaka CWH | Bandar | 68,100 | 40,540 | 1.7 | 50,925 | 18,043 | 2.8 | 167 | 40 | 4.2 | 5,291 | 2,639 | 2.0 | 0 | 66 | 0.0 |
| 115 | Dhaka CWH | Belabo | 32,900 | 11,688 | 2.8 | 24,600 | 11,375 | 2.2 | 69 | 19 | 3.6 | 2,501 | 1,206 | 2.1 | 30 | 40 | 0.8 |
| 116 | Dhaka CWH | Daulatpur | 30,600 | 11,527 | 2.7 | 25,845 | 10,335 | 2.5 | 73 | 9 | 8.1 | 2,049 | 985 | 2.1 | 0 | 50 | 0.0 |
| 117 | Dhaka CWH | Dhamrai | 29,700 | 20,993 | 1.4 | 198,603 | 23,794 | 8.3 | 0 | 74 | 0.0 | 3,705 | 1,824 | 2.0 | 0 | 70 | 0.0 |
| 118 | Dhaka CWH | Dohar | 29,052 | 12,093 | 2.4 | 20,148 | 8,097 | 2.5 | 131 | 25 | 5.2 | 1,350 | 686 | 2.0 | 30 | 50 | 0.6 |
| 119 | Dhaka CWH | Gazaria | 15,600 | 5,524 | 2.8 | 13,310 | 6,353 | 2.1 | 35 | 7 | 5.0 | 1,006 | 535 | 1.9 | 145 | 14 | 10.4 |
| 120 | Dhaka CWH | Gazipur Sadar | 44,700 | 42,226 | 1.1 | 59,565 | 28,998 | 2.1 | 124 | 52 | 2.4 | 5,660 | 2,839 | 2.0 | 0 | 90 | 0.0 |
| 121 | Dhaka CWH | Ghior | 31,800 | 19,652 | 1.6 | 37,725 | 10,624 | 3.6 | 103 | 9 | 11.4 | 2,290 | 1,093 | 2.1 | 0 | 26 | 0.0 |
| 122 | Dhaka CWH | Harirampur | 26,200 | 10,544 | 2.5 | 37,920 | 6,228 | 6.1 | 31 | 12 | 2.6 | 1,232 | 562 | 2.2 | 10 | 70 | 0.1 |
| 123 | Dhaka CWH | Kaliakair | 30,500 | 17,013 | 1.8 | 33,375 | 17,632 | 1.9 | 47 | 18 | 2.6 | 1,288 | 601 | 2.1 | 0 | 58 | 0.0 |
| 124 | Dhaka CWH | Kaliganj | 69,100 | 28,808 | 2.4 | 48,590 | 16,391 | 3.0 | 40 | 17 | 2.4 | 2,610 | 1,304 | 2.0 | 5 | 22 | 0.2 |
| 125 | Dhaka CWH | Kapasias | 30,600 | 16,281 | 1.9 | 46,520 | 15,943 | 2.9 | 39 | 19 | 2.1 | 1,635 | 817 | 2.0 | 0 | 40 | 0.0 |

| SL | Warehouse Name | Upazila Name | Condom | | | Shukhi | | | IUD | | | Injectables | | | Implant | | |
|-----|----------------|-------------------|---------|---------|-----|---------|---------|-----|-----|-----|------|-------------|--------|-----|---------|-----|------|
| | | | CBL | AMD | MOS | CBL | AMD | MOS | CBL | AMD | MOS | CBL | AMD | MOS | CBL | AMD | MOS |
| 126 | Dhaka CWH | Keraniganj | 105,028 | 45,540 | 2.3 | 68,630 | 29,876 | 2.3 | 424 | 119 | 3.6 | 9,905 | 3,763 | 2.6 | 20 | 108 | 0.2 |
| 127 | Dhaka CWH | Lohajang | 29,600 | 10,204 | 2.9 | 18,915 | 8,655 | 2.2 | 14 | 15 | 0.9 | 2,206 | 1,075 | 2.1 | 0 | 43 | 0.0 |
| 128 | Dhaka CWH | Manikganj Sadar | 45,300 | 34,705 | 1.3 | 27,885 | 16,740 | 1.7 | 141 | 24 | 5.9 | 4,569 | 2,204 | 2.1 | 0 | 63 | 0.0 |
| 129 | Dhaka CWH | Manohardi | 36,500 | 20,623 | 1.8 | 32,533 | 14,916 | 2.2 | 70 | 35 | 2.0 | 5,100 | 2,533 | 2.0 | 0 | 26 | 0.0 |
| 130 | Dhaka CWH | Mirpur | 9,400 | 120,520 | 0.1 | 76,065 | 46,634 | 1.6 | 200 | 170 | 1.2 | 13,234 | 11,981 | 1.1 | 110 | 245 | 0.4 |
| 131 | Dhaka CWH | Munshiganj Sadar | 63,586 | 25,795 | 2.5 | 63,327 | 17,500 | 3.6 | 57 | 16 | 3.6 | 3,278 | 1,680 | 2.0 | 0 | 32 | 0.0 |
| 132 | Dhaka CWH | Narayanganj Sadar | 80,500 | 52,360 | 1.5 | 106,290 | 54,255 | 2.0 | 125 | 66 | 1.9 | 17,909 | 8,931 | 2.0 | 0 | 131 | 0.0 |
| 133 | Dhaka CWH | Narsingdi Sadar | 132,334 | 62,358 | 2.1 | 101,135 | 58,615 | 1.7 | 300 | 112 | 2.7 | 18,464 | 9,605 | 1.9 | 2 | 82 | 0.0 |
| 134 | Dhaka CWH | Nawabganj | 48,900 | 20,664 | 2.4 | 33,951 | 12,543 | 2.7 | 119 | 17 | 7.0 | 2,052 | 1,020 | 2.0 | 0 | 53 | 0.0 |
| 135 | Dhaka CWH | Palash | 16,700 | 8,914 | 1.9 | 22,005 | 10,493 | 2.1 | 39 | 21 | 1.9 | 2,231 | 1,202 | 1.9 | 0 | 39 | 0.0 |
| 136 | Dhaka CWH | Roypura | 71,900 | 46,189 | 1.6 | 42,735 | 21,136 | 2.0 | 34 | 72 | 0.5 | 8,071 | 5,679 | 1.4 | 44 | 15 | 2.9 |
| 137 | Dhaka CWH | Rupganj | 82,300 | 37,280 | 2.2 | 69,265 | 34,693 | 2.0 | 155 | 32 | 4.8 | 6,622 | 3,363 | 2.0 | 0 | 58 | 0.0 |
| 138 | Dhaka CWH | Saturia | 12,200 | 7,087 | 1.7 | 13,170 | 7,526 | 1.7 | 25 | 24 | 1.0 | 1,302 | 734 | 1.8 | 50 | 38 | 1.3 |
| 139 | Dhaka CWH | Savar | 13,000 | 49,906 | 0.3 | 65,295 | 38,262 | 1.7 | 1 | 71 | 0.0 | 8,770 | 4,221 | 2.1 | 0 | 63 | 0.0 |
| 140 | Dhaka CWH | Serajdikhan | 56,392 | 20,868 | 2.7 | 44,855 | 19,229 | 2.3 | 145 | 30 | 4.8 | 3,341 | 1,655 | 2.0 | 300 | 29 | 10.3 |
| 141 | Dhaka CWH | Shibalaya | 2,280 | 10,910 | 0.2 | 41,760 | 9,199 | 4.5 | 13 | 16 | 0.8 | 2,645 | 1,486 | 1.8 | 0 | 36 | 0.0 |
| 142 | Dhaka CWH | Shibpur | 46,900 | 20,315 | 2.3 | 31,708 | 17,816 | 1.8 | 114 | 32 | 3.6 | 5,257 | 2,499 | 2.1 | 0 | 58 | 0.0 |
| 143 | Dhaka CWH | Singair | 64,800 | 20,269 | 3.2 | 57,895 | 13,877 | 4.2 | 135 | 15 | 9.0 | 2,195 | 1,022 | 2.1 | 50 | 28 | 1.8 |
| 144 | Dhaka CWH | Sonargaon | 61,000 | 22,468 | 2.7 | 58,935 | 22,044 | 2.7 | 117 | 28 | 4.2 | 5,636 | 3,006 | 1.9 | 0 | 66 | 0.0 |
| 145 | Dhaka CWH | Sreenagar | 59,900 | 27,140 | 2.2 | 56,985 | 24,301 | 2.3 | 65 | 22 | 3.0 | 3,930 | 1,951 | 2.0 | 100 | 34 | 2.9 |
| 146 | Dhaka CWH | Sreepur | 51,760 | 22,026 | 2.3 | 55,467 | 27,560 | 2.0 | 20 | 19 | 1.1 | 3,919 | 2,005 | 2.0 | 0 | 85 | 0.0 |
| 147 | Dhaka CWH | Tejgaon | 252,800 | 187,892 | 1.3 | 789,840 | 142,212 | 5.6 | 424 | 330 | 1.3 | 895 | 20,101 | 0.0 | 51 | 321 | 0.2 |
| 148 | Dhaka CWH | Tongi | 58,000 | 36,147 | 1.6 | 27,745 | 13,992 | 2.0 | 155 | 55 | 2.8 | 3,224 | 1,666 | 1.9 | 0 | 113 | 0.0 |
| 149 | Dhaka CWH | Tongibari | 26,400 | 11,296 | 2.3 | 81,885 | 9,407 | 8.7 | 101 | 8 | 12.6 | 853 | 436 | 2.0 | 0 | 18 | 0.0 |
| 150 | Dinajpur RWH | Atwari | 29,400 | 5,904 | 5.0 | 37,637 | 10,078 | 3.7 | 71 | 11 | 6.5 | 2,795 | 1,032 | 2.7 | 100 | 31 | 3.2 |

| SL | Warehouse Name | Upazila Name | Condom | | | Shukhi | | | IUD | | | Injectables | | | Implant | | |
|-----|----------------|------------------|--------|--------|-----|--------|--------|-----|-----|-----|------|-------------|-------|-----|---------|-----|-----|
| | | | CBL | AMD | MOS | CBL | AMD | MOS | CBL | AMD | MOS | CBL | AMD | MOS | CBL | AMD | MOS |
| 151 | Dinajpur RWH | Baliadangi | 19,100 | 3,747 | 5.1 | 47,505 | 7,850 | 6.1 | 54 | 5 | 10.8 | 4,188 | 1,948 | 2.1 | 50 | 20 | 2.5 |
| 152 | Dinajpur RWH | Biral | 27,116 | 11,127 | 2.4 | 31,425 | 16,442 | 1.9 | 10 | 16 | 0.6 | 1,913 | 1,455 | 1.3 | 200 | 51 | 3.9 |
| 153 | Dinajpur RWH | Birampur | 16,800 | 4,297 | 3.9 | 45,780 | 6,531 | 7.0 | 65 | 14 | 4.6 | 1,956 | 364 | 5.4 | 50 | 43 | 1.2 |
| 154 | Dinajpur RWH | Birganj | 26,500 | 7,885 | 3.4 | 70,010 | 21,768 | 3.2 | 71 | 27 | 2.6 | 3,762 | 1,630 | 2.3 | 0 | 75 | 0.0 |
| 155 | Dinajpur RWH | Bochaganj | 14,108 | 5,952 | 2.4 | 25,422 | 11,452 | 2.2 | 76 | 24 | 3.2 | 2,032 | 739 | 2.7 | 100 | 73 | 1.4 |
| 156 | Dinajpur RWH | Boda | 19,900 | 6,747 | 2.9 | 45,165 | 19,268 | 2.3 | 58 | 17 | 3.4 | 5,247 | 2,483 | 2.1 | 0 | 111 | 0.0 |
| 157 | Dinajpur RWH | Chirirbandar | 30,800 | 5,632 | 5.5 | 49,590 | 14,905 | 3.3 | 82 | 18 | 4.6 | 2,564 | 1,194 | 2.1 | 0 | 93 | 0.0 |
| 158 | Dinajpur RWH | Debiganj | 21,800 | 9,753 | 2.2 | 53,910 | 25,782 | 2.1 | 83 | 24 | 3.5 | 7,355 | 3,505 | 2.1 | 0 | 52 | 0.0 |
| 159 | Dinajpur RWH | Dinajpur Sadar | 51,900 | 21,795 | 2.4 | 60,405 | 19,966 | 3.0 | 151 | 47 | 3.2 | 7,805 | 3,616 | 2.2 | 0 | 184 | 0.0 |
| 160 | Dinajpur RWH | Fulbari | 12,600 | 4,267 | 3.0 | 33,585 | 6,245 | 5.4 | 66 | 18 | 3.7 | 923 | 212 | 4.4 | 0 | 43 | 0.0 |
| 161 | Dinajpur RWH | Haripur | 12,628 | 5,316 | 2.4 | 19,065 | 9,045 | 2.1 | 33 | 5 | 6.6 | 2,232 | 1,307 | 1.7 | 0 | 13 | 0.0 |
| 162 | Dinajpur RWH | Kaharole | 11,300 | 3,387 | 3.3 | 21,773 | 8,581 | 2.5 | 36 | 14 | 2.6 | 1,941 | 660 | 2.9 | 0 | 60 | 0.0 |
| 163 | Dinajpur RWH | Khansama | 11,860 | 4,388 | 2.7 | 27,030 | 13,499 | 2.0 | 28 | 19 | 1.5 | 3,129 | 1,147 | 2.7 | 0 | 93 | 0.0 |
| 164 | Dinajpur RWH | Nawabganj | 30,100 | 8,501 | 3.5 | 49,995 | 13,296 | 3.8 | 108 | 8 | 13.5 | 4,966 | 1,304 | 3.8 | 200 | 64 | 3.1 |
| 165 | Dinajpur RWH | Panchagarh Sadar | 23,216 | 8,582 | 2.7 | 40,407 | 16,594 | 2.4 | 72 | 13 | 5.5 | 5,503 | 2,182 | 2.5 | 0 | 53 | 0.0 |
| 166 | Dinajpur RWH | Parbatipur | 46,780 | 16,576 | 2.8 | 62,708 | 19,653 | 3.2 | 101 | 48 | 2.1 | 5,628 | 2,817 | 2.0 | 0 | 92 | 0.0 |
| 167 | Dinajpur RWH | Pirganj | 15,500 | 6,352 | 2.4 | 40,680 | 13,865 | 2.9 | 61 | 16 | 3.8 | 5,305 | 1,774 | 3.0 | 100 | 76 | 1.3 |
| 168 | Dinajpur RWH | Ranisankail | 13,920 | 4,465 | 3.1 | 30,900 | 13,174 | 2.3 | 44 | 9 | 4.9 | 2,964 | 1,093 | 2.7 | 0 | 37 | 0.0 |
| 169 | Dinajpur RWH | Tentulia | 14,740 | 6,037 | 2.4 | 26,790 | 10,071 | 2.7 | 59 | 15 | 3.9 | 2,334 | 609 | 3.8 | 0 | 21 | 0.0 |
| 170 | Dinajpur RWH | Thakurgaon Sadar | 45,700 | 17,905 | 2.6 | 58,500 | 29,783 | 2.0 | 200 | 44 | 4.5 | 10,400 | 5,561 | 1.9 | 400 | 141 | 2.8 |
| 171 | Faridpur RWH | Agailjhara | 16,810 | 8,205 | 2.0 | 15,922 | 8,205 | 1.9 | 62 | 8 | 7.8 | 1,719 | 616 | 2.8 | 50 | 21 | 2.4 |
| 172 | Faridpur RWH | Alfadanga | 43,100 | 24,237 | 1.8 | 12,780 | 7,044 | 1.8 | 33 | 9 | 3.7 | 1,157 | 779 | 1.5 | 100 | 24 | 4.2 |
| 173 | Faridpur RWH | Babuganj | 11,100 | 5,152 | 2.2 | 13,365 | 6,448 | 2.1 | 25 | 23 | 1.1 | 1,420 | 659 | 2.2 | 0 | 22 | 0.0 |
| 174 | Faridpur RWH | Baliakandi | 43,400 | 20,786 | 2.1 | 26,040 | 13,154 | 2.0 | 108 | 26 | 4.2 | 2,544 | 1,197 | 2.1 | 0 | 52 | 0.0 |
| 175 | Faridpur RWH | Banari Para | 13,000 | 6,197 | 2.1 | 15,455 | 7,934 | 1.9 | 30 | 10 | 3.0 | 1,924 | 612 | 3.1 | 0 | 38 | 0.0 |

| SL | Warehouse Name | Upazila Name | Condom | | | Shukhi | | | IUD | | | Injectables | | | Implant | | |
|-----|----------------|-----------------------------|--------|--------|-----|--------|--------|-----|-----|-----|------|-------------|-------|-----|---------|-----|-----|
| | | | CBL | AMD | MOS | CBL | AMD | MOS | CBL | AMD | MOS | CBL | AMD | MOS | CBL | AMD | MOS |
| 176 | Faridpur RWH | Barishal Sadar (kotwali) | 57,300 | 26,769 | 2.1 | 38,160 | 17,571 | 2.2 | 99 | 48 | 2.1 | 7,216 | 3,337 | 2.2 | 100 | 76 | 1.3 |
| 177 | Faridpur RWH | Bhanga | 33,800 | 17,122 | 2.0 | 21,765 | 11,882 | 1.8 | 50 | 44 | 1.1 | 1,662 | 734 | 2.3 | 0 | 67 | 0.0 |
| 178 | Faridpur RWH | Bhedarganj | 27,600 | 13,883 | 2.0 | 17,670 | 8,865 | 2.0 | 10 | 23 | 0.4 | 3,064 | 1,702 | 1.8 | 100 | 50 | 2.0 |
| 179 | Faridpur RWH | Boalmari | 61,500 | 30,106 | 2.0 | 26,395 | 14,471 | 1.8 | 54 | 16 | 3.4 | 2,514 | 1,475 | 1.7 | 0 | 52 | 0.0 |
| 180 | Faridpur RWH | Char Bhadrasan | 16,200 | 6,203 | 2.6 | 3,954 | 1,716 | 2.3 | 6 | 11 | 0.5 | 1,779 | 206 | 8.6 | 0 | 21 | 0.0 |
| 181 | Faridpur RWH | Damudya | 13,012 | 4,469 | 2.9 | 7,800 | 3,542 | 2.2 | 111 | 12 | 9.3 | 828 | 383 | 2.2 | 20 | 12 | 1.7 |
| 182 | Faridpur RWH | Faridpur Sadar | 27,500 | 31,103 | 0.9 | 19,925 | 14,134 | 1.4 | 31 | 48 | 0.6 | 5,078 | 2,679 | 1.9 | 200 | 74 | 2.7 |
| 183 | Faridpur RWH | Gaurnadi | 17,200 | 8,410 | 2.0 | 20,760 | 10,058 | 2.1 | 48 | 11 | 4.4 | 2,672 | 1,098 | 2.4 | 50 | 27 | 1.9 |
| 184 | Faridpur RWH | Goalanda | 54,612 | 20,603 | 2.7 | 11,235 | 6,353 | 1.8 | 77 | 9 | 8.6 | 3,414 | 1,642 | 2.1 | 0 | 52 | 0.0 |
| 185 | Faridpur RWH | Gopalganj Sadar | 28,931 | 20,903 | 1.4 | 20,992 | 10,668 | 2.0 | 6 | 26 | 0.2 | 2,978 | 1,159 | 2.6 | 0 | 44 | 0.0 |
| 186 | Faridpur RWH | Gosairhat | 17,000 | 9,449 | 1.8 | 14,960 | 7,432 | 2.0 | 109 | 30 | 3.6 | 2,175 | 976 | 2.2 | 50 | 24 | 2.1 |
| 187 | Faridpur RWH | Jhalokati Sadar | 15,500 | 7,203 | 2.2 | 15,945 | 6,586 | 2.4 | 66 | 19 | 3.5 | 1,865 | 907 | 2.1 | 20 | 26 | 0.8 |
| 188 | Faridpur RWH | Kalkini | 17,700 | 9,074 | 2.0 | 15,150 | 9,004 | 1.7 | 35 | 20 | 1.8 | 2,832 | 1,176 | 2.4 | 100 | 62 | 1.6 |
| 189 | Faridpur RWH | Kashiani | 33,700 | 17,621 | 1.9 | 28,205 | 13,061 | 2.2 | 99 | 14 | 7.1 | 3,045 | 1,107 | 2.8 | 50 | 38 | 1.3 |
| 190 | Faridpur RWH | Kotalipara | 19,900 | 9,374 | 2.1 | 29,085 | 14,932 | 1.9 | 65 | 5 | 13.0 | 1,392 | 731 | 1.9 | 20 | 52 | 0.4 |
| 191 | Faridpur RWH | Madaripur Sadar | 36,500 | 14,463 | 2.5 | 22,995 | 16,222 | 1.4 | 57 | 50 | 1.1 | 7,998 | 4,310 | 1.9 | 150 | 70 | 2.1 |
| 192 | Faridpur RWH | Madhukhali | 31,500 | 15,411 | 2.0 | 28,905 | 14,418 | 2.0 | 140 | 42 | 3.3 | 2,562 | 1,315 | 1.9 | 100 | 55 | 1.8 |
| 193 | Faridpur RWH | Muksudpur | 63,400 | 21,819 | 2.9 | 43,035 | 19,042 | 2.3 | 0 | 20 | 0.0 | 4,117 | 1,762 | 2.3 | 0 | 65 | 0.0 |
| 194 | Faridpur RWH | Nagarkanda | 36,800 | 15,341 | 2.4 | 28,095 | 9,858 | 2.8 | 20 | 20 | 1.0 | 2,426 | 544 | 4.5 | 50 | 24 | 2.1 |
| 195 | Faridpur RWH | Naria | 15,208 | 7,053 | 2.2 | 20,325 | 8,928 | 2.3 | 0 | 16 | 0.0 | 2,095 | 793 | 2.6 | 1 | 30 | 0.0 |
| 196 | Faridpur RWH | Nesarabad (swarupkati) | 22,900 | 11,176 | 2.0 | 23,025 | 11,862 | 1.9 | 46 | 23 | 2.0 | 2,445 | 1,064 | 2.3 | 100 | 39 | 2.6 |
| 197 | Faridpur RWH | Pangsha | 75,300 | 36,773 | 2.0 | 42,345 | 21,007 | 2.0 | 66 | 31 | 2.1 | 7,018 | 2,289 | 3.1 | 150 | 79 | 1.9 |
| 198 | Faridpur RWH | Rajbari Sadar | 79,700 | 36,462 | 2.2 | 29,175 | 13,144 | 2.2 | 102 | 76 | 1.3 | 6,060 | 2,548 | 2.4 | 150 | 137 | 1.1 |
| 199 | Faridpur RWH | Rajoir | 23,500 | 12,934 | 1.8 | 24,905 | 10,918 | 2.3 | 82 | 14 | 5.9 | 2,565 | 1,472 | 1.7 | 100 | 28 | 3.6 |
| 200 | Faridpur RWH | Sadarpur | 21,300 | 10,997 | 1.9 | 14,895 | 6,657 | 2.2 | 55 | 18 | 3.1 | 1,475 | 605 | 2.4 | 56 | 23 | 2.4 |

| SL | Warehouse Name | Upazila Name | Condom | | | Shukhi | | | IUD | | | Injectables | | | Implant | | |
|-----|----------------|------------------|---------|--------|-----|---------|--------|-----|-----|-----|-----|-------------|-------|-----|---------|-----|-----|
| | | | CBL | AMD | MOS | CBL | AMD | MOS | CBL | AMD | MOS | CBL | AMD | MOS | CBL | AMD | MOS |
| 201 | Faridpur RWH | Saltha | 10,800 | 10,249 | 1.1 | 16,785 | 7,203 | 2.3 | 61 | 26 | 2.3 | 1,827 | 561 | 3.3 | 100 | 16 | 6.3 |
| 202 | Faridpur RWH | Shariatpur Sadar | 20,900 | 9,965 | 2.1 | 14,930 | 7,341 | 2.0 | 7 | 30 | 0.2 | 2,125 | 828 | 2.6 | 100 | 43 | 2.3 |
| 203 | Faridpur RWH | Shib Char | 39,200 | 21,069 | 1.9 | 39,600 | 17,443 | 2.3 | 75 | 40 | 1.9 | 6,800 | 2,929 | 2.3 | 0 | 53 | 0.0 |
| 204 | Faridpur RWH | Tungipara | 14,900 | 6,833 | 2.2 | 12,150 | 4,788 | 2.5 | 38 | 10 | 3.8 | 1,775 | 452 | 3.9 | 0 | 21 | 0.0 |
| 205 | Faridpur RWH | Wazirpur | 23,200 | 11,476 | 2.0 | 25,260 | 12,933 | 2.0 | 92 | 16 | 5.8 | 1,744 | 899 | 1.9 | 100 | 67 | 1.5 |
| 206 | Faridpur RWH | Zanjira | 21,000 | 8,101 | 2.6 | 14,455 | 5,278 | 2.7 | 15 | 16 | 0.9 | 1,841 | 593 | 3.1 | 104 | 46 | 2.3 |
| 207 | Jamalpur RWH | Bakshiganj | 16,900 | 10,571 | 1.6 | 26,370 | 9,529 | 2.8 | 22 | 18 | 1.2 | 1,693 | 892 | 1.9 | 101 | 47 | 2.1 |
| 208 | Jamalpur RWH | Char Rajibpur | 23,100 | 12,534 | 1.8 | 12,060 | 5,927 | 2.0 | 15 | 6 | 2.5 | 2,287 | 1,281 | 1.8 | 2 | 13 | 0.2 |
| 209 | Jamalpur RWH | Dewanganj | 50,500 | 13,910 | 3.6 | 38,990 | 14,728 | 2.6 | 2 | 20 | 0.1 | 6,166 | 3,271 | 1.9 | 300 | 116 | 2.6 |
| 210 | Jamalpur RWH | Islampur | 36,700 | 17,004 | 2.2 | 44,779 | 21,589 | 2.1 | 70 | 50 | 1.4 | 4,122 | 2,008 | 2.1 | 0 | 55 | 0.0 |
| 211 | Jamalpur RWH | Jamalpur Sadar | 57,700 | 26,959 | 2.1 | 70,505 | 35,207 | 2.0 | 106 | 59 | 1.8 | 9,740 | 4,604 | 2.1 | 100 | 104 | 1.0 |
| 212 | Jamalpur RWH | Jhenaigati | 27,900 | 9,443 | 3.0 | 24,401 | 14,560 | 1.7 | 8 | 9 | 0.9 | 2,551 | 1,290 | 2.0 | 20 | 54 | 0.4 |
| 213 | Jamalpur RWH | Madarganj | 89,400 | 14,017 | 6.4 | 69,120 | 13,652 | 5.1 | 106 | 47 | 2.3 | 1,970 | 1,064 | 1.9 | 200 | 103 | 1.9 |
| 214 | Jamalpur RWH | Melandaha | 159,150 | 16,910 | 9.4 | 195,840 | 20,062 | 9.8 | 5 | 27 | 0.2 | 5,100 | 2,513 | 2.0 | 100 | 45 | 2.2 |
| 215 | Jamalpur RWH | Nakla | 19,300 | 8,858 | 2.2 | 77,850 | 10,810 | 7.2 | 34 | 15 | 2.3 | 2,546 | 1,312 | 1.9 | 4 | 80 | 0.1 |
| 216 | Jamalpur RWH | Nalitabari | 25,500 | 11,928 | 2.1 | 25,425 | 14,666 | 1.7 | 48 | 6 | 8.0 | 2,508 | 1,208 | 2.1 | 20 | 57 | 0.4 |
| 217 | Jamalpur RWH | Raumari | 30,980 | 15,156 | 2.0 | 19,860 | 10,980 | 1.8 | 21 | 11 | 1.9 | 4,184 | 2,197 | 1.9 | 40 | 31 | 1.3 |
| 218 | Jamalpur RWH | Sarishabari | 76,200 | 16,154 | 4.7 | 65,220 | 10,361 | 6.3 | 50 | 35 | 1.4 | 3,496 | 1,842 | 1.9 | 100 | 45 | 2.2 |
| 219 | Jamalpur RWH | Sherpur Sadar | 48,950 | 23,700 | 2.1 | 55,320 | 29,585 | 1.9 | 52 | 15 | 3.5 | 12,580 | 6,262 | 2.0 | 0 | 65 | 0.0 |
| 220 | Jamalpur RWH | Sreebardi | 20,148 | 9,966 | 2.0 | 22,860 | 12,186 | 1.9 | 20 | 3 | 6.7 | 1,928 | 946 | 2.0 | 101 | 79 | 1.3 |
| 221 | Jashore RWH | Abhaynagar | 36,500 | 16,701 | 2.2 | 21,810 | 10,108 | 2.2 | 52 | 26 | 2.0 | 4,822 | 2,309 | 2.1 | 0 | 38 | 0.0 |
| 222 | Jashore RWH | Bagher Para | 29,000 | 14,426 | 2.0 | 20,415 | 10,701 | 1.9 | 46 | 24 | 1.9 | 2,861 | 1,351 | 2.1 | 0 | 62 | 0.0 |
| 223 | Jashore RWH | Chaugachha | 44,600 | 16,183 | 2.8 | 20,170 | 9,962 | 2.0 | 69 | 19 | 3.6 | 2,800 | 1,151 | 2.4 | 106 | 43 | 2.5 |
| 224 | Jashore RWH | Harinakunda | 23,900 | 8,735 | 2.7 | 19,005 | 11,198 | 1.7 | 53 | 14 | 3.8 | 1,945 | 1,098 | 1.8 | 0 | 40 | 0.0 |
| 225 | Jashore RWH | Jashore Sadar | 44,400 | 46,356 | 1.0 | 51,825 | 46,690 | 1.1 | 126 | 45 | 2.8 | 12,796 | 7,387 | 1.7 | 117 | 44 | 2.7 |

| SL | Warehouse Name | Upazila Name | Condom | | | Shukhi | | | IUD | | | Injectables | | | Implant | | |
|-----|----------------|-----------------|---------|--------|-----|--------|--------|-----|-----|-----|------|-------------|-------|-----|---------|-----|-----|
| | | | CBL | AMD | MOS | CBL | AMD | MOS | CBL | AMD | MOS | CBL | AMD | MOS | CBL | AMD | MOS |
| 226 | Jashore RWH | Jhenaidah Sadar | 39,400 | 23,365 | 1.7 | 31,940 | 17,570 | 1.8 | 81 | 42 | 1.9 | 5,100 | 2,645 | 1.9 | 0 | 54 | 0.0 |
| 227 | Jashore RWH | Jhikargachha | 32,400 | 18,128 | 1.8 | 20,325 | 10,102 | 2.0 | 135 | 20 | 6.8 | 4,500 | 1,990 | 2.3 | 2 | 39 | 0.1 |
| 228 | Jashore RWH | Kalia | 22,300 | 14,839 | 1.5 | 14,685 | 8,045 | 1.8 | 39 | 15 | 2.6 | 1,200 | 623 | 1.9 | 0 | 45 | 0.0 |
| 229 | Jashore RWH | Kaliganj | 29,300 | 16,366 | 1.8 | 24,180 | 13,741 | 1.8 | 56 | 11 | 5.1 | 2,670 | 1,168 | 2.3 | 100 | 43 | 2.3 |
| 230 | Jashore RWH | Keshabpur | 39,200 | 15,398 | 2.5 | 14,880 | 9,956 | 1.5 | 51 | 15 | 3.4 | 4,312 | 2,418 | 1.8 | 0 | 61 | 0.0 |
| 231 | Jashore RWH | Kotchandpur | 16,600 | 6,171 | 2.7 | 9,300 | 4,284 | 2.2 | 60 | 8 | 7.5 | 1,850 | 814 | 2.3 | 20 | 21 | 1.0 |
| 232 | Jashore RWH | Lohagara | 55,000 | 25,758 | 2.1 | 32,115 | 13,837 | 2.3 | 170 | 21 | 8.1 | 4,536 | 1,929 | 2.4 | 0 | 31 | 0.0 |
| 233 | Jashore RWH | Magura Sadar | 36,992 | 22,300 | 1.7 | 32,851 | 20,082 | 1.6 | 77 | 37 | 2.1 | 6,396 | 3,145 | 2.0 | 0 | 65 | 0.0 |
| 234 | Jashore RWH | Maheshpur | 45,776 | 19,620 | 2.3 | 18,625 | 10,865 | 1.7 | 85 | 27 | 3.1 | 6,400 | 3,031 | 2.1 | 0 | 43 | 0.0 |
| 235 | Jashore RWH | Manirampur | 61,900 | 27,644 | 2.2 | 37,330 | 18,560 | 2.0 | 108 | 10 | 10.8 | 11,426 | 5,975 | 1.9 | 52 | 46 | 1.1 |
| 236 | Jashore RWH | Mohammadpur | 15,100 | 5,926 | 2.5 | 18,975 | 7,296 | 2.6 | 81 | 12 | 6.8 | 1,611 | 774 | 2.1 | 0 | 34 | 0.0 |
| 237 | Jashore RWH | Narail Sadar | 40,200 | 24,625 | 1.6 | 17,449 | 15,291 | 1.1 | 94 | 20 | 4.7 | 4,160 | 2,129 | 2.0 | 0 | 58 | 0.0 |
| 238 | Jashore RWH | Shailkupa | 55,800 | 22,480 | 2.5 | 38,445 | 19,569 | 2.0 | 91 | 15 | 6.1 | 2,998 | 1,451 | 2.1 | 0 | 98 | 0.0 |
| 239 | Jashore RWH | Shalikhha | 11,600 | 4,938 | 2.3 | 10,680 | 6,375 | 1.7 | 104 | 13 | 8.0 | 1,352 | 575 | 2.4 | 100 | 30 | 3.3 |
| 240 | Jashore RWH | Sharsha | 53,400 | 27,225 | 2.0 | 25,575 | 13,825 | 1.8 | 0 | 21 | 0.0 | 6,335 | 2,947 | 2.1 | 2 | 46 | 0.0 |
| 241 | Jashore RWH | Sreepur | 24,400 | 9,192 | 2.7 | 20,745 | 8,833 | 2.3 | 53 | 12 | 4.4 | 2,481 | 1,022 | 2.4 | 0 | 41 | 0.0 |
| 242 | Khulna RWH | Assasuni | 37,100 | 16,124 | 2.3 | 38,385 | 19,307 | 2.0 | 32 | 5 | 6.4 | 3,325 | 1,280 | 2.6 | 0 | 37 | 0.0 |
| 243 | Khulna RWH | Bagerhat Sadar | 52,000 | 20,984 | 2.5 | 38,910 | 15,564 | 2.5 | 140 | 27 | 5.2 | 3,898 | 1,624 | 2.4 | 0 | 46 | 0.0 |
| 244 | Khulna RWH | Batiaghata | 36,000 | 12,622 | 2.9 | 26,370 | 11,115 | 2.4 | 53 | 13 | 4.1 | 2,165 | 773 | 2.8 | 0 | 51 | 0.0 |
| 245 | Khulna RWH | Bhandaria | 20,300 | 10,190 | 2.0 | 16,875 | 6,296 | 2.7 | 46 | 16 | 2.9 | 2,142 | 996 | 2.2 | 44 | 17 | 2.6 |
| 246 | Khulna RWH | Chitalmari | 35,400 | 18,274 | 1.9 | 22,155 | 10,306 | 2.1 | 17 | 3 | 5.7 | 2,473 | 1,159 | 2.1 | 50 | 22 | 2.3 |
| 247 | Khulna RWH | Dacope | 22,300 | 7,243 | 3.1 | 18,240 | 8,477 | 2.2 | 17 | 7 | 2.4 | 910 | 536 | 1.7 | 0 | 129 | 0.0 |
| 248 | Khulna RWH | Daulatpur | 140,100 | 58,540 | 2.4 | 54,810 | 19,328 | 2.8 | 70 | 30 | 2.3 | 9,700 | 4,694 | 2.1 | 0 | 59 | 0.0 |
| 249 | Khulna RWH | Debhata | 18,800 | 9,345 | 2.0 | 16,185 | 7,478 | 2.2 | 22 | 6 | 3.7 | 1,463 | 475 | 3.1 | 50 | 19 | 2.6 |
| 250 | Khulna RWH | Dumuria | 44,800 | 22,680 | 2.0 | 37,840 | 19,817 | 1.9 | 42 | 38 | 1.1 | 4,147 | 2,100 | 2.0 | 0 | 137 | 0.0 |

| SL | Warehouse Name | Upazila Name | Condom | | | Shukhi | | | IUD | | | Injectables | | | Implant | | |
|-----|----------------|----------------|---------|--------|-----|--------|--------|-----|-----|-----|-----|-------------|-------|-----|---------|-----|-----|
| | | | CBL | AMD | MOS | CBL | AMD | MOS | CBL | AMD | MOS | CBL | AMD | MOS | CBL | AMD | MOS |
| 251 | Khulna RWH | Fakirhat | 21,600 | 10,073 | 2.1 | 19,470 | 6,703 | 2.9 | 10 | 6 | 1.7 | 1,592 | 625 | 2.5 | 0 | 14 | 0.0 |
| 252 | Khulna RWH | Indurkani | 12,700 | 4,198 | 3.0 | 10,845 | 4,427 | 2.4 | 42 | 9 | 4.7 | 1,060 | 586 | 1.8 | 0 | 16 | 0.0 |
| 253 | Khulna RWH | Kachua | 25,700 | 7,666 | 3.4 | 14,640 | 5,776 | 2.5 | 64 | 7 | 9.1 | 1,395 | 560 | 2.5 | 0 | 22 | 0.0 |
| 254 | Khulna RWH | Kalaroa | 39,500 | 22,782 | 1.7 | 25,050 | 8,949 | 2.8 | 53 | 13 | 4.1 | 2,530 | 1,311 | 1.9 | 0 | 21 | 0.0 |
| 255 | Khulna RWH | Kaliganj | 61,100 | 19,658 | 3.1 | 43,305 | 19,508 | 2.2 | 38 | 16 | 2.4 | 3,200 | 1,327 | 2.4 | 50 | 32 | 1.6 |
| 256 | Khulna RWH | Kanthalia | 9,400 | 4,612 | 2.0 | 10,755 | 4,522 | 2.4 | 43 | 6 | 7.2 | 1,215 | 745 | 1.6 | 0 | 19 | 0.0 |
| 257 | Khulna RWH | Kawkhali | 15,300 | 3,554 | 4.3 | 9,270 | 3,626 | 2.6 | 50 | 15 | 3.3 | 1,155 | 330 | 3.5 | 0 | 21 | 0.0 |
| 258 | Khulna RWH | Khulna Sadar | 145,172 | 78,716 | 1.8 | 37,451 | 31,366 | 1.2 | 187 | 149 | 1.3 | 8,076 | 4,628 | 1.7 | 100 | 58 | 1.7 |
| 259 | Khulna RWH | Koyra | 44,000 | 11,628 | 3.8 | 34,935 | 16,888 | 2.1 | 110 | 18 | 6.1 | 1,311 | 581 | 2.3 | 150 | 116 | 1.3 |
| 260 | Khulna RWH | Mathbaria | 61,400 | 12,696 | 4.8 | 50,475 | 15,838 | 3.2 | 116 | 26 | 4.5 | 3,619 | 1,573 | 2.3 | 0 | 21 | 0.0 |
| 261 | Khulna RWH | Mollahat | 25,700 | 11,330 | 2.3 | 24,510 | 10,515 | 2.3 | 23 | 5 | 4.6 | 1,102 | 440 | 2.5 | 50 | 34 | 1.5 |
| 262 | Khulna RWH | Mongla | 37,800 | 18,791 | 2.0 | 21,600 | 11,576 | 1.9 | 48 | 23 | 2.1 | 3,450 | 1,540 | 2.2 | 50 | 19 | 2.6 |
| 263 | Khulna RWH | Morrelganj | 85,320 | 21,560 | 4.0 | 46,395 | 22,614 | 2.1 | 108 | 30 | 3.6 | 5,324 | 1,991 | 2.7 | 0 | 20 | 0.0 |
| 264 | Khulna RWH | Nazirpur | 25,200 | 13,312 | 1.9 | 24,315 | 11,827 | 2.1 | 75 | 21 | 3.6 | 3,000 | 1,311 | 2.3 | 0 | 25 | 0.0 |
| 265 | Khulna RWH | Paikgachha | 47,100 | 12,379 | 3.8 | 48,240 | 16,914 | 2.9 | 60 | 21 | 2.9 | 2,100 | 968 | 2.2 | 0 | 103 | 0.0 |
| 266 | Khulna RWH | Phultala | 33,900 | 14,231 | 2.4 | 15,180 | 5,940 | 2.6 | 89 | 17 | 5.2 | 2,640 | 870 | 3.0 | 0 | 34 | 0.0 |
| 267 | Khulna RWH | Pirojpur Sadar | 21,122 | 8,734 | 2.4 | 14,940 | 7,877 | 1.9 | 105 | 37 | 2.8 | 2,348 | 906 | 2.6 | 0 | 46 | 0.0 |
| 268 | Khulna RWH | Rajapur | 17,700 | 7,181 | 2.5 | 12,810 | 4,746 | 2.7 | 30 | 4 | 7.5 | 1,367 | 614 | 2.2 | 5 | 11 | 0.5 |
| 269 | Khulna RWH | Rampal | 29,000 | 13,719 | 2.1 | 22,090 | 9,946 | 2.2 | 100 | 20 | 5.0 | 1,270 | 550 | 2.3 | 0 | 31 | 0.0 |
| 270 | Khulna RWH | Rupsa | 31,800 | 11,117 | 2.9 | 16,545 | 8,697 | 1.9 | 61 | 28 | 2.2 | 1,165 | 462 | 2.5 | 0 | 45 | 0.0 |
| 271 | Khulna RWH | Sarankhola | 48,300 | 12,566 | 3.8 | 25,490 | 11,286 | 2.3 | 55 | 7 | 7.9 | 3,385 | 1,431 | 2.4 | 0 | 34 | 0.0 |
| 272 | Khulna RWH | Satkhira Sadar | 99,500 | 48,983 | 2.0 | 38,320 | 19,709 | 1.9 | 73 | 26 | 2.8 | 7,532 | 4,069 | 1.9 | 50 | 49 | 1.0 |
| 273 | Khulna RWH | Shyamnagar | 48,000 | 18,901 | 2.5 | 49,080 | 21,534 | 2.3 | 71 | 9 | 7.9 | 2,420 | 945 | 2.6 | 100 | 28 | 3.6 |
| 274 | Khulna RWH | Tala | 32,424 | 14,926 | 2.2 | 37,485 | 16,340 | 2.3 | 73 | 37 | 2.0 | 3,350 | 2,126 | 1.6 | 0 | 38 | 0.0 |
| 275 | Khulna RWH | Terokhada | 15,000 | 13,134 | 1.1 | 17,010 | 7,768 | 2.2 | 5 | 10 | 0.5 | 703 | 334 | 2.1 | 0 | 71 | 0.0 |

| SL | Warehouse Name | Upazila Name | Condom | | | Shukhi | | | IUD | | | Injectables | | | Implant | | |
|-----|----------------|-----------------|--------|--------|-----|--------|--------|-----|-----|-----|-----|-------------|-------|-----|---------|-----|-----|
| | | | CBL | AMD | MOS | CBL | AMD | MOS | CBL | AMD | MOS | CBL | AMD | MOS | CBL | AMD | MOS |
| 276 | Kushtia RWH | Alamdanga | 33,500 | 15,217 | 2.2 | 32,445 | 15,895 | 2.0 | 34 | 9 | 3.8 | 6,000 | 2,888 | 2.1 | 0 | 51 | 0.0 |
| 277 | Kushtia RWH | Bheramara | 25,700 | 15,906 | 1.6 | 19,290 | 9,068 | 2.1 | 12 | 8 | 1.5 | 3,369 | 1,691 | 2.0 | 1 | 18 | 0.1 |
| 278 | Kushtia RWH | Chuadanga Sadar | 31,500 | 18,126 | 1.7 | 27,120 | 12,562 | 2.2 | 132 | 33 | 4.0 | 6,520 | 3,355 | 1.9 | 0 | 52 | 0.0 |
| 279 | Kushtia RWH | Damurhuda | 18,100 | 13,907 | 1.3 | 23,130 | 11,132 | 2.1 | 36 | 17 | 2.1 | 6,300 | 3,270 | 1.9 | 100 | 29 | 3.4 |
| 280 | Kushtia RWH | Daulatpur | 33,500 | 25,366 | 1.3 | 36,210 | 19,295 | 1.9 | 7 | 3 | 2.3 | 6,766 | 3,509 | 1.9 | 0 | 20 | 0.0 |
| 281 | Kushtia RWH | Gangni | 27,400 | 18,584 | 1.5 | 28,470 | 13,262 | 2.1 | 58 | 17 | 3.4 | 10,485 | 4,391 | 2.4 | 0 | 11 | 0.0 |
| 282 | Kushtia RWH | Jiban Nagar | 13,700 | 8,447 | 1.6 | 21,000 | 10,100 | 2.1 | 69 | 28 | 2.5 | 4,011 | 1,962 | 2.0 | 0 | 43 | 0.0 |
| 283 | Kushtia RWH | Khoksa | 20,800 | 10,197 | 2.0 | 14,725 | 7,509 | 2.0 | 26 | 7 | 3.7 | 1,046 | 348 | 3.0 | 25 | 19 | 1.3 |
| 284 | Kushtia RWH | Kumarkhali | 25,400 | 16,209 | 1.6 | 22,185 | 12,108 | 1.8 | 18 | 10 | 1.8 | 4,864 | 2,347 | 2.1 | 0 | 35 | 0.0 |
| 285 | Kushtia RWH | Kushtia Sadar | 36,000 | 20,986 | 1.7 | 33,525 | 20,726 | 1.6 | 60 | 31 | 1.9 | 10,177 | 4,606 | 2.2 | 30 | 68 | 0.4 |
| 286 | Kushtia RWH | Meherpur Sadar | 28,300 | 17,293 | 1.6 | 21,495 | 9,904 | 2.2 | 63 | 15 | 4.2 | 5,124 | 2,734 | 1.9 | 5 | 20 | 0.3 |
| 287 | Kushtia RWH | Mirpur | 39,300 | 17,904 | 2.2 | 32,250 | 15,256 | 2.1 | 26 | 6 | 4.3 | 4,667 | 2,425 | 1.9 | 50 | 25 | 2.0 |
| 288 | Kushtia RWH | Mujib Nagar | 16,900 | 6,313 | 2.7 | 7,035 | 2,564 | 2.7 | 16 | 2 | 8.0 | 2,075 | 1,013 | 2.0 | 0 | 16 | 0.0 |
| 289 | Mymensingh RWH | Atpara | 19,300 | 7,634 | 2.5 | 27,275 | 9,885 | 2.8 | 49 | 10 | 4.9 | 1,430 | 708 | 2.0 | 73 | 36 | 2.0 |
| 290 | Mymensingh RWH | Austagram | 18,132 | 11,699 | 1.5 | 21,330 | 9,310 | 2.3 | 50 | 19 | 2.6 | 2,236 | 1,294 | 1.7 | 100 | 25 | 4.0 |
| 291 | Mymensingh RWH | Bajitpur | 33,880 | 13,572 | 2.5 | 27,255 | 12,510 | 2.2 | 56 | 16 | 3.5 | 1,617 | 728 | 2.2 | 0 | 30 | 0.0 |
| 292 | Mymensingh RWH | Barhatta | 25,300 | 11,362 | 2.2 | 21,765 | 11,458 | 1.9 | 12 | 4 | 3.0 | 2,982 | 1,429 | 2.1 | 2 | 26 | 0.1 |
| 293 | Mymensingh RWH | Bhairab | 25,000 | 16,933 | 1.5 | 24,750 | 17,683 | 1.4 | 50 | 21 | 2.4 | 3,206 | 1,765 | 1.8 | 0 | 42 | 0.0 |
| 294 | Mymensingh RWH | Bhaluka | 35,000 | 19,786 | 1.8 | 38,055 | 26,048 | 1.5 | 0 | 35 | 0.0 | 3,728 | 1,756 | 2.1 | 0 | 54 | 0.0 |
| 295 | Mymensingh RWH | Dharampasha | 20,160 | 17,230 | 1.2 | 25,560 | 17,093 | 1.5 | 50 | 16 | 3.1 | 3,180 | 1,802 | 1.8 | 0 | 71 | 0.0 |
| 296 | Mymensingh RWH | Dhobaura | 18,000 | 10,975 | 1.6 | 19,995 | 12,149 | 1.6 | 38 | 6 | 6.3 | 2,600 | 1,391 | 1.9 | 52 | 15 | 3.5 |
| 297 | Mymensingh RWH | Durgapur | 22,000 | 16,448 | 1.3 | 22,290 | 16,273 | 1.4 | 71 | 16 | 4.4 | 2,788 | 1,919 | 1.5 | 0 | 56 | 0.0 |
| 298 | Mymensingh RWH | Fulbaria | 35,200 | 18,888 | 1.9 | 33,300 | 30,034 | 1.1 | 50 | 27 | 1.9 | 2,952 | 1,412 | 2.1 | 0 | 34 | 0.0 |
| 299 | Mymensingh RWH | Gaffargaon | 20,900 | 22,093 | 0.9 | 31,380 | 25,825 | 1.2 | 23 | 16 | 1.4 | 3,365 | 2,204 | 1.5 | 0 | 42 | 0.0 |
| 300 | Mymensingh RWH | Gauripur | 29,200 | 14,389 | 2.0 | 36,765 | 18,182 | 2.0 | 26 | 23 | 1.1 | 3,560 | 1,590 | 2.2 | 100 | 64 | 1.6 |

| SL | Warehouse Name | Upazila Name | Condom | | | Shukhi | | | IUD | | | Injectables | | | Implant | | |
|-----|----------------|-------------------|--------|--------|-----|--------|--------|-----|-----|-----|-----|-------------|-------|-----|---------|-----|-----|
| | | | CBL | AMD | MOS | CBL | AMD | MOS | CBL | AMD | MOS | CBL | AMD | MOS | CBL | AMD | MOS |
| 301 | Mymensingh RWH | Haluaghat | 23,600 | 14,759 | 1.6 | 37,965 | 20,859 | 1.8 | 12 | 21 | 0.6 | 3,128 | 1,777 | 1.8 | 0 | 41 | 0.0 |
| 302 | Mymensingh RWH | Hossainpur | 26,300 | 12,256 | 2.1 | 30,735 | 14,059 | 2.2 | 53 | 18 | 2.9 | 2,568 | 1,205 | 2.1 | 0 | 42 | 0.0 |
| 303 | Mymensingh RWH | Ishwarganj | 29,506 | 14,545 | 2.0 | 39,375 | 32,723 | 1.2 | 6 | 8 | 0.8 | 3,633 | 1,758 | 2.1 | 0 | 51 | 0.0 |
| 304 | Mymensingh RWH | Itna | 26,200 | 12,700 | 2.1 | 31,635 | 14,653 | 2.2 | 53 | 13 | 4.1 | 1,180 | 643 | 1.8 | 0 | 49 | 0.0 |
| 305 | Mymensingh RWH | Kalmakanda | 36,000 | 14,313 | 2.5 | 14,580 | 16,389 | 0.9 | 50 | 6 | 8.3 | 2,475 | 1,101 | 2.2 | 0 | 31 | 0.0 |
| 306 | Mymensingh RWH | Karimganj | 34,800 | 14,879 | 2.3 | 24,990 | 16,488 | 1.5 | 51 | 11 | 4.6 | 2,202 | 1,153 | 1.9 | 0 | 72 | 0.0 |
| 307 | Mymensingh RWH | Katiadi | 41,100 | 17,295 | 2.4 | 35,768 | 17,294 | 2.1 | 36 | 23 | 1.6 | 4,522 | 1,880 | 2.4 | 5 | 45 | 0.1 |
| 308 | Mymensingh RWH | Kendua | 23,600 | 12,272 | 1.9 | 27,930 | 20,353 | 1.4 | 30 | 21 | 1.4 | 2,737 | 1,240 | 2.2 | 8 | 47 | 0.2 |
| 309 | Mymensingh RWH | Khaliajuri | 18,500 | 4,623 | 4.0 | 30,830 | 4,415 | 7.0 | 125 | 31 | 4.0 | 1,025 | 481 | 2.1 | 0 | 42 | 0.0 |
| 310 | Mymensingh RWH | Kishoreganj Sadar | 32,600 | 19,363 | 1.7 | 66,030 | 19,809 | 3.3 | 128 | 36 | 3.6 | 4,063 | 2,190 | 1.9 | 0 | 62 | 0.0 |
| 311 | Mymensingh RWH | Kuliar Char | 19,100 | 11,642 | 1.6 | 36,345 | 12,547 | 2.9 | 50 | 15 | 3.3 | 2,457 | 1,095 | 2.2 | 20 | 38 | 0.5 |
| 312 | Mymensingh RWH | Madan | 27,415 | 11,491 | 2.4 | 21,540 | 11,705 | 1.8 | 16 | 5 | 3.2 | 1,815 | 730 | 2.5 | 0 | 26 | 0.0 |
| 313 | Mymensingh RWH | Mithamain | 28,300 | 9,562 | 3.0 | 27,150 | 7,464 | 3.6 | 29 | 8 | 3.6 | 1,115 | 233 | 4.8 | 0 | 27 | 0.0 |
| 314 | Mymensingh RWH | Mohanganj | 20,700 | 7,127 | 2.9 | 30,830 | 12,544 | 2.5 | 66 | 10 | 6.6 | 1,872 | 820 | 2.3 | 150 | 68 | 2.2 |
| 315 | Mymensingh RWH | Muktagachha | 41,600 | 18,637 | 2.2 | 43,170 | 24,453 | 1.8 | 29 | 10 | 2.9 | 3,651 | 1,738 | 2.1 | 0 | 49 | 0.0 |
| 316 | Mymensingh RWH | Mymensingh Sadar | 32,400 | 31,734 | 1.0 | 54,405 | 41,461 | 1.3 | 16 | 72 | 0.2 | 2,690 | 3,247 | 0.8 | 100 | 238 | 0.4 |
| 317 | Mymensingh RWH | Nandail | 29,700 | 12,955 | 2.3 | 31,880 | 33,374 | 1.0 | 26 | 14 | 1.9 | 4,320 | 2,263 | 1.9 | 0 | 38 | 0.0 |
| 318 | Mymensingh RWH | Netrakona Sadar | 27,700 | 17,538 | 1.6 | 22,620 | 20,480 | 1.1 | 25 | 5 | 5.0 | 4,178 | 2,366 | 1.8 | 0 | 51 | 0.0 |
| 319 | Mymensingh RWH | Nikli | 25,600 | 13,534 | 1.9 | 16,035 | 8,035 | 2.0 | 52 | 26 | 2.0 | 1,689 | 828 | 2.0 | 50 | 60 | 0.8 |
| 320 | Mymensingh RWH | Pakundia | 29,412 | 14,691 | 2.0 | 30,645 | 16,233 | 1.9 | 14 | 9 | 1.6 | 2,346 | 1,240 | 1.9 | 100 | 42 | 2.4 |
| 321 | Mymensingh RWH | Phulpur | 27,700 | 17,531 | 1.6 | 33,830 | 30,594 | 1.1 | 25 | 48 | 0.5 | 4,725 | 2,241 | 2.1 | 0 | 131 | 0.0 |
| 322 | Mymensingh RWH | Purbadhala | 26,100 | 12,666 | 2.1 | 24,390 | 17,054 | 1.4 | 33 | 4 | 8.3 | 2,879 | 1,831 | 1.6 | 0 | 54 | 0.0 |
| 323 | Mymensingh RWH | Tarail | 29,550 | 13,952 | 2.1 | 24,790 | 11,009 | 2.3 | 53 | 15 | 3.5 | 1,725 | 843 | 2.0 | 50 | 37 | 1.4 |
| 324 | Mymensingh RWH | Trishal | 29,500 | 19,433 | 1.5 | 27,240 | 33,833 | 0.8 | 53 | 24 | 2.2 | 3,746 | 1,761 | 2.1 | 0 | 58 | 0.0 |
| 325 | Noakhali RWH | Begumganj | 15,300 | 21,165 | 0.7 | 7,680 | 13,385 | 0.6 | 15 | 78 | 0.2 | 1,056 | 2,056 | 0.5 | 10 | 106 | 0.1 |

| SL | Warehouse Name | Upazila Name | Condom | | | Shukhi | | | IUD | | | Injectables | | | Implant | | |
|-----|----------------|------------------|---------|--------|-----|---------|--------|------|-----|-----|-----|-------------|-------|-----|---------|-----|-----|
| | | | CBL | AMD | MOS | CBL | AMD | MOS | CBL | AMD | MOS | CBL | AMD | MOS | CBL | AMD | MOS |
| 326 | Noakhali RWH | Chatkhil | 7,400 | 4,551 | 1.6 | 9,419 | 4,437 | 2.1 | 37 | 20 | 1.9 | 2,403 | 767 | 3.1 | 0 | 33 | 0.0 |
| 327 | Noakhali RWH | Chhagalnaiya | 18,900 | 9,530 | 2.0 | 20,265 | 7,818 | 2.6 | 41 | 11 | 3.7 | 1,834 | 1,083 | 1.7 | 0 | 27 | 0.0 |
| 328 | Noakhali RWH | Companiganj | 21,912 | 8,028 | 2.7 | 23,040 | 7,215 | 3.2 | 50 | 20 | 2.5 | 4,709 | 1,386 | 3.4 | 100 | 38 | 2.6 |
| 329 | Noakhali RWH | Daganbhuiyan | 19,200 | 11,207 | 1.7 | 14,520 | 6,246 | 2.3 | 82 | 11 | 7.5 | 2,171 | 1,016 | 2.1 | 0 | 34 | 0.0 |
| 330 | Noakhali RWH | Feni Sadar | 75,800 | 23,642 | 3.2 | 19,209 | 19,731 | 1.0 | 144 | 60 | 2.4 | 11,150 | 3,960 | 2.8 | 10 | 115 | 0.1 |
| 331 | Noakhali RWH | Fulgazi | 13,000 | 6,960 | 1.9 | 13,785 | 5,356 | 2.6 | 48 | 11 | 4.4 | 1,790 | 647 | 2.8 | 100 | 18 | 5.6 |
| 332 | Noakhali RWH | Hatiya | 2,800 | 11,969 | 0.2 | 360 | 14,884 | 0.0 | 33 | 27 | 1.2 | 450 | 2,563 | 0.2 | 50 | 85 | 0.6 |
| 333 | Noakhali RWH | Kabirhat | 17,500 | 6,212 | 2.8 | 17,535 | 7,844 | 2.2 | 25 | 18 | 1.4 | 2,039 | 1,465 | 1.4 | 10 | 45 | 0.2 |
| 334 | Noakhali RWH | Kamalnagar | 18,100 | 7,969 | 2.3 | 33,684 | 6,131 | 5.5 | 10 | 14 | 0.7 | 3,079 | 2,813 | 1.1 | 0 | 132 | 0.0 |
| 335 | Noakhali RWH | Lakshmipur Sadar | 42,100 | 12,218 | 3.4 | 38,124 | 16,050 | 2.4 | 100 | 28 | 3.6 | 8,275 | 5,372 | 1.5 | 0 | 90 | 0.0 |
| 336 | Noakhali RWH | Noakhali Sadar | 3,600 | 23,372 | 0.2 | 11,700 | 15,133 | 0.8 | 84 | 39 | 2.2 | 1,597 | 3,819 | 0.4 | 0 | 71 | 0.0 |
| 337 | Noakhali RWH | Parshuram | 14,700 | 7,327 | 2.0 | 11,429 | 5,240 | 2.2 | 35 | 11 | 3.2 | 1,510 | 773 | 2.0 | 0 | 26 | 0.0 |
| 338 | Noakhali RWH | Ramganj | 14,100 | 5,939 | 2.4 | 13,400 | 5,446 | 2.5 | 14 | 12 | 1.2 | 3,035 | 1,593 | 1.9 | 0 | 33 | 0.0 |
| 339 | Noakhali RWH | Ramgati | 14,357 | 7,770 | 1.8 | 84,253 | 7,124 | 11.8 | 38 | 14 | 2.7 | 4,582 | 3,022 | 1.5 | 0 | 40 | 0.0 |
| 340 | Noakhali RWH | Roypur | 17,600 | 3,889 | 4.5 | 25,860 | 8,413 | 3.1 | 50 | 12 | 4.2 | 4,529 | 1,463 | 3.1 | 0 | 51 | 0.0 |
| 341 | Noakhali RWH | Senbagh | 18,400 | 9,677 | 1.9 | 204,680 | 8,483 | 24.1 | 116 | 21 | 5.5 | 2,478 | 1,249 | 2.0 | 25 | 44 | 0.6 |
| 342 | Noakhali RWH | Sonagazi | 14,400 | 7,379 | 2.0 | 133,425 | 11,755 | 11.4 | 0 | 17 | 0.0 | 3,500 | 2,404 | 1.5 | 50 | 35 | 1.4 |
| 343 | Noakhali RWH | Sonaimuri | 23,000 | 8,703 | 2.6 | 256,455 | 5,965 | 43.0 | 22 | 19 | 1.2 | 2,835 | 1,435 | 2.0 | 0 | 47 | 0.0 |
| 344 | Noakhali RWH | Subarnachar | 20,960 | 11,109 | 1.9 | 20,835 | 10,882 | 1.9 | 50 | 13 | 3.8 | 2,590 | 1,488 | 1.7 | 50 | 54 | 0.9 |
| 345 | Pabna RWH | Atgharia | 22,400 | 6,034 | 3.7 | 43,050 | 8,615 | 5.0 | 38 | 10 | 3.8 | 981 | 509 | 1.9 | 0 | 18 | 0.0 |
| 346 | Pabna RWH | Belkuchi | 101,500 | 37,548 | 2.7 | 52,425 | 22,837 | 2.3 | 47 | 18 | 2.6 | 4,218 | 1,852 | 2.3 | 100 | 33 | 3.0 |
| 347 | Pabna RWH | Bera | 36,100 | 7,237 | 5.0 | 25,860 | 12,472 | 2.1 | 57 | 41 | 1.4 | 2,654 | 1,379 | 1.9 | 105 | 34 | 3.1 |
| 348 | Pabna RWH | Bhangura | 17,000 | 7,001 | 2.4 | 26,960 | 6,733 | 4.0 | 20 | 12 | 1.7 | 319 | 211 | 1.5 | 55 | 20 | 2.8 |
| 349 | Pabna RWH | Chatmohar | 39,200 | 16,937 | 2.3 | 68,235 | 22,669 | 3.0 | 35 | 38 | 0.9 | 1,725 | 1,027 | 1.7 | 0 | 39 | 0.0 |
| 350 | Pabna RWH | Faridpur | 14,400 | 5,364 | 2.7 | 54,195 | 5,091 | 10.6 | 25 | 15 | 1.7 | 2,276 | 873 | 2.6 | 100 | 32 | 3.1 |

| SL | Warehouse Name | Upazila Name | Condom | | | Shukhi | | | IUD | | | Injectables | | | Implant | | |
|-----|----------------|------------------|---------|--------|-----|---------|--------|-----|-----|-----|-----|-------------|-------|-----|---------|-----|-----|
| | | | CBL | AMD | MOS | CBL | AMD | MOS | CBL | AMD | MOS | CBL | AMD | MOS | CBL | AMD | MOS |
| 351 | Pabna RWH | Ishwardi | 53,964 | 20,702 | 2.6 | 134,760 | 16,682 | 8.1 | 35 | 26 | 1.3 | 4,504 | 1,937 | 2.3 | 100 | 66 | 1.5 |
| 352 | Pabna RWH | Kamarkhanda | 19,400 | 9,131 | 2.1 | 22,230 | 7,647 | 2.9 | 61 | 25 | 2.4 | 2,480 | 1,086 | 2.3 | 10 | 31 | 0.3 |
| 353 | Pabna RWH | Kazipur | 55,800 | 23,675 | 2.4 | 85,405 | 15,633 | 5.5 | 4 | 33 | 0.1 | 3,650 | 2,204 | 1.7 | 0 | 62 | 0.0 |
| 354 | Pabna RWH | Pabna Sadar | 17,350 | 56,615 | 0.3 | 76,395 | 60,389 | 1.3 | 20 | 103 | 0.2 | 1,540 | 9,282 | 0.2 | 52 | 86 | 0.6 |
| 355 | Pabna RWH | Royganj | 36,000 | 13,554 | 2.7 | 68,400 | 20,773 | 3.3 | 129 | 26 | 5.0 | 4,200 | 1,920 | 2.2 | 100 | 36 | 2.8 |
| 356 | Pabna RWH | Santhia | 36,960 | 12,928 | 2.9 | 76,950 | 22,029 | 3.5 | 77 | 16 | 4.8 | 6,600 | 3,871 | 1.7 | 0 | 37 | 0.0 |
| 357 | Pabna RWH | Shahjadpur | 125,600 | 49,364 | 2.5 | 124,965 | 31,715 | 3.9 | 322 | 90 | 3.6 | 16,139 | 8,069 | 2.0 | 100 | 193 | 0.5 |
| 358 | Pabna RWH | Sirajganj Sadar | 54,800 | 28,228 | 1.9 | 59,850 | 24,249 | 2.5 | 66 | 32 | 2.1 | 8,100 | 3,787 | 2.1 | 2 | 66 | 0.0 |
| 359 | Pabna RWH | Sujanagar | 24,700 | 15,674 | 1.6 | 85,155 | 15,604 | 5.5 | 103 | 20 | 5.2 | 2,711 | 2,938 | 0.9 | 0 | 41 | 0.0 |
| 360 | Pabna RWH | Tarash | 21,700 | 11,101 | 2.0 | 60,030 | 17,650 | 3.4 | 136 | 34 | 4.0 | 2,502 | 860 | 2.9 | 100 | 44 | 2.3 |
| 361 | Pabna RWH | Ullah Para | 83,700 | 44,458 | 1.9 | 122,730 | 45,137 | 2.7 | 104 | 95 | 1.1 | 8,100 | 4,287 | 1.9 | 10 | 36 | 0.3 |
| 362 | Patuakhali RWH | Amtali | 24,500 | 11,217 | 2.2 | 43,515 | 18,615 | 2.3 | 25 | 15 | 1.7 | 4,073 | 1,796 | 2.3 | 90 | 121 | 0.7 |
| 363 | Patuakhali RWH | Bakerganj | 32,816 | 16,520 | 2.0 | 31,050 | 14,904 | 2.1 | 54 | 20 | 2.7 | 3,836 | 1,988 | 1.9 | 100 | 51 | 2.0 |
| 364 | Patuakhali RWH | Bamna | 4,900 | 2,849 | 1.7 | 6,750 | 4,532 | 1.5 | 30 | 15 | 2.0 | 349 | 213 | 1.6 | 25 | 46 | 0.5 |
| 365 | Patuakhali RWH | Barguna Sadar | 19,300 | 9,015 | 2.1 | 31,050 | 14,473 | 2.1 | 25 | 27 | 0.9 | 6,950 | 3,674 | 1.9 | 100 | 101 | 1.0 |
| 366 | Patuakhali RWH | Bauphal | 20,880 | 10,367 | 2.0 | 31,110 | 16,907 | 1.8 | 30 | 42 | 0.7 | 4,100 | 2,210 | 1.9 | 100 | 47 | 2.1 |
| 367 | Patuakhali RWH | Betagi | 8,600 | 4,435 | 1.9 | 9,735 | 5,233 | 1.9 | 35 | 9 | 3.9 | 978 | 644 | 1.5 | 25 | 20 | 1.3 |
| 368 | Patuakhali RWH | Dashmina | 7,500 | 3,088 | 2.4 | 11,580 | 5,224 | 2.2 | 40 | 13 | 3.1 | 1,586 | 832 | 1.9 | 50 | 31 | 1.6 |
| 369 | Patuakhali RWH | Dumki | 8,000 | 3,540 | 2.3 | 6,945 | 3,220 | 2.2 | 50 | 8 | 6.3 | 921 | 463 | 2.0 | 20 | 16 | 1.3 |
| 370 | Patuakhali RWH | Galachipa | 17,468 | 8,215 | 2.1 | 40,425 | 20,604 | 2.0 | 100 | 16 | 6.3 | 5,877 | 3,498 | 1.7 | 100 | 63 | 1.6 |
| 371 | Patuakhali RWH | Kalapara | 21,416 | 9,811 | 2.2 | 30,030 | 14,433 | 2.1 | 119 | 25 | 4.8 | 6,607 | 3,163 | 2.1 | 150 | 49 | 3.1 |
| 372 | Patuakhali RWH | Mirzaganj | 16,100 | 6,790 | 2.4 | 13,935 | 6,711 | 2.1 | 51 | 6 | 8.5 | 1,262 | 606 | 2.1 | 0 | 19 | 0.0 |
| 373 | Patuakhali RWH | Nalchity | 14,900 | 5,907 | 2.5 | 13,185 | 6,559 | 2.0 | 13 | 12 | 1.1 | 2,974 | 1,410 | 2.1 | 52 | 33 | 1.6 |
| 374 | Patuakhali RWH | Patharghata | 14,300 | 6,918 | 2.1 | 18,255 | 8,470 | 2.2 | 26 | 14 | 1.9 | 2,945 | 1,365 | 2.2 | 100 | 97 | 1.0 |
| 375 | Patuakhali RWH | Patuakhali Sadar | 20,102 | 13,215 | 1.5 | 25,803 | 14,111 | 1.8 | 145 | 79 | 1.8 | 7,100 | 3,387 | 2.1 | 25 | 74 | 0.3 |

| SL | Warehouse Name | Upazila Name | Condom | | | Shukhi | | | IUD | | | Injectables | | | Implant | | |
|-----|----------------|---------------------------|---------|--------|-----|--------|--------|-----|-----|-----|------|-------------|-------|-----|---------|-----|-----|
| | | | CBL | AMD | MOS | CBL | AMD | MOS | CBL | AMD | MOS | CBL | AMD | MOS | CBL | AMD | MOS |
| 376 | Rajshahi RWH | Bagatipara | 36,900 | 14,525 | 2.5 | 27,585 | 7,072 | 3.9 | 12 | 5 | 2.4 | 1,213 | 374 | 3.2 | 0 | 30 | 0.0 |
| 377 | Rajshahi RWH | Bagha | 38,700 | 22,005 | 1.8 | 18,330 | 9,240 | 2.0 | 28 | 7 | 4.0 | 2,836 | 1,396 | 2.0 | 0 | 39 | 0.0 |
| 378 | Rajshahi RWH | Baghmara | 66,800 | 33,074 | 2.0 | 59,340 | 29,006 | 2.0 | 92 | 45 | 2.0 | 4,481 | 2,247 | 2.0 | 0 | 61 | 0.0 |
| 379 | Rajshahi RWH | Baraigram | 55,200 | 25,077 | 2.2 | 40,485 | 19,105 | 2.1 | 76 | 28 | 2.7 | 5,402 | 2,375 | 2.3 | 0 | 69 | 0.0 |
| 380 | Rajshahi RWH | Bholahat | 11,800 | 7,407 | 1.6 | 18,765 | 5,370 | 3.5 | 18 | 4 | 4.5 | 472 | 626 | 0.8 | 25 | 13 | 1.9 |
| 381 | Rajshahi RWH | Boalia | 79,200 | 34,589 | 2.3 | 23,415 | 10,870 | 2.2 | 130 | 52 | 2.5 | 5,900 | 2,959 | 2.0 | 10 | 64 | 0.2 |
| 382 | Rajshahi RWH | Chapai Nababganj Sadar | 48,600 | 37,301 | 1.3 | 45,405 | 19,986 | 2.3 | 35 | 28 | 1.3 | 6,840 | 3,749 | 1.8 | 0 | 35 | 0.0 |
| 383 | Rajshahi RWH | Charghat | 33,600 | 17,516 | 1.9 | 26,820 | 12,474 | 2.2 | 15 | 21 | 0.7 | 1,388 | 745 | 1.9 | 0 | 37 | 0.0 |
| 384 | Rajshahi RWH | Durgapur | 33,300 | 16,557 | 2.0 | 18,105 | 8,839 | 2.0 | 23 | 6 | 3.8 | 1,278 | 515 | 2.5 | 0 | 29 | 0.0 |
| 385 | Rajshahi RWH | Godagari | 62,400 | 34,801 | 1.8 | 37,470 | 18,050 | 2.1 | 47 | 15 | 3.1 | 6,927 | 3,143 | 2.2 | 50 | 39 | 1.3 |
| 386 | Rajshahi RWH | Gomastapur | 40,200 | 19,088 | 2.1 | 26,310 | 14,003 | 1.9 | 24 | 9 | 2.7 | 2,187 | 1,199 | 1.8 | 0 | 18 | 0.0 |
| 387 | Rajshahi RWH | Gurudaspur | 57,116 | 25,483 | 2.2 | 36,618 | 16,662 | 2.2 | 29 | 10 | 2.9 | 3,118 | 1,429 | 2.2 | 0 | 49 | 0.0 |
| 388 | Rajshahi RWH | Lalpur | 43,900 | 20,211 | 2.2 | 48,375 | 16,978 | 2.8 | 31 | 14 | 2.2 | 3,491 | 1,829 | 1.9 | 0 | 50 | 0.0 |
| 389 | Rajshahi RWH | Mohanpur | 33,600 | 13,324 | 2.5 | 21,795 | 11,412 | 1.9 | 13 | 4 | 3.3 | 3,782 | 1,873 | 2.0 | 0 | 47 | 0.0 |
| 390 | Rajshahi RWH | Nachole | 20,400 | 10,256 | 2.0 | 13,320 | 6,396 | 2.1 | 22 | 3 | 7.3 | 2,200 | 1,032 | 2.1 | 0 | 7 | 0.0 |
| 391 | Rajshahi RWH | Natore Sadar | 63,000 | 34,503 | 1.8 | 35,790 | 17,206 | 2.1 | 116 | 68 | 1.7 | 3,280 | 1,594 | 2.1 | 35 | 138 | 0.3 |
| 392 | Rajshahi RWH | Paba | 29,100 | 31,968 | 0.9 | 64,794 | 14,710 | 4.4 | 10 | 6 | 1.7 | 2,712 | 3,775 | 0.7 | 0 | 26 | 0.0 |
| 393 | Rajshahi RWH | Puthia | 30,780 | 15,989 | 1.9 | 19,015 | 12,446 | 1.5 | 25 | 9 | 2.8 | 2,510 | 1,163 | 2.2 | 0 | 24 | 0.0 |
| 394 | Rajshahi RWH | Shibganj | 81,600 | 29,184 | 2.8 | 55,935 | 22,812 | 2.5 | 60 | 18 | 3.3 | 4,744 | 2,404 | 2.0 | 0 | 23 | 0.0 |
| 395 | Rajshahi RWH | Singra | 100,796 | 28,349 | 3.6 | 54,506 | 23,699 | 2.3 | 33 | 22 | 1.5 | 5,067 | 2,049 | 2.5 | 5 | 99 | 0.1 |
| 396 | Rajshahi RWH | Tanore | 36,300 | 13,394 | 2.7 | 66,405 | 14,348 | 4.6 | 49 | 17 | 2.9 | 2,882 | 1,035 | 2.8 | 0 | 110 | 0.0 |
| 397 | Rangamati RWH | Baghaichhari | 11,700 | 7,610 | 1.5 | 6,345 | 5,370 | 1.2 | 16 | 5 | 3.2 | 763 | 371 | 2.1 | 25 | 22 | 1.1 |
| 398 | Rangamati RWH | Barkal | 36,400 | 4,212 | 8.6 | 14,820 | 3,158 | 4.7 | 46 | 3 | 15.3 | 1,574 | 388 | 4.1 | 15 | 14 | 1.1 |
| 399 | Rangamati RWH | Belai Chhari | 5,464 | 1,769 | 3.1 | 5,195 | 2,258 | 2.3 | 14 | 3 | 4.7 | 143 | 118 | 1.2 | 20 | 15 | 1.3 |
| 400 | Rangamati RWH | Jurai Chhari | 10,400 | 2,429 | 4.3 | 12,495 | 1,970 | 6.3 | 27 | 3 | 9.0 | 1,196 | 149 | 8.0 | 20 | 13 | 1.5 |

| SL | Warehouse Name | Upazila Name | Condom | | | Shukhi | | | IUD | | | Injectables | | | Implant | | |
|-----|----------------|------------------------|--------|--------|-----|--------|--------|-----|-----|-----|------|-------------|-------|-----|---------|-----|-----|
| | | | CBL | AMD | MOS | CBL | AMD | MOS | CBL | AMD | MOS | CBL | AMD | MOS | CBL | AMD | MOS |
| 401 | Rangamati RWH | Kaptai | 8,500 | 4,134 | 2.1 | 7,950 | 2,442 | 3.3 | 40 | 2 | 20.0 | 1,175 | 386 | 3.0 | 42 | 22 | 1.9 |
| 402 | Rangamati RWH | Kawkhali (betbunia) | 14,200 | 3,387 | 4.2 | 10,721 | 2,976 | 3.6 | 21 | 5 | 4.2 | 1,486 | 535 | 2.8 | 32 | 25 | 1.3 |
| 403 | Rangamati RWH | Langadu | 17,700 | 5,373 | 3.3 | 7,400 | 3,447 | 2.1 | 40 | 9 | 4.4 | 1,093 | 375 | 2.9 | 30 | 37 | 0.8 |
| 404 | Rangamati RWH | Naniarchar | 11,100 | 5,072 | 2.2 | 6,867 | 4,115 | 1.7 | 33 | 3 | 11.0 | 507 | 229 | 2.2 | 30 | 18 | 1.7 |
| 405 | Rangamati RWH | Rajasthali | 4,000 | 1,450 | 2.8 | 1,595 | 1,473 | 1.1 | 37 | 2 | 18.5 | 564 | 85 | 6.6 | 25 | 19 | 1.3 |
| 406 | Rangamati RWH | Rangamati Sadar | 15,000 | 8,695 | 1.7 | 14,595 | 5,769 | 2.5 | 81 | 30 | 2.7 | 1,318 | 671 | 2.0 | 40 | 32 | 1.3 |
| 407 | Rangpur RWH | Aditmari | 21,600 | 12,168 | 1.8 | 19,185 | 12,978 | 1.5 | 69 | 53 | 1.3 | 5,061 | 3,028 | 1.7 | 0 | 67 | 0.0 |
| 408 | Rangpur RWH | Badarganj | 28,000 | 11,584 | 2.4 | 32,916 | 20,668 | 1.6 | 75 | 32 | 2.3 | 5,300 | 2,877 | 1.8 | 150 | 37 | 4.1 |
| 409 | Rangpur RWH | Bhurungamari | 19,900 | 10,164 | 2.0 | 23,035 | 13,522 | 1.7 | 53 | 11 | 4.8 | 4,696 | 2,865 | 1.6 | 150 | 30 | 5.0 |
| 410 | Rangpur RWH | Chilmari | 11,300 | 6,925 | 1.6 | 20,245 | 9,428 | 2.1 | 48 | 9 | 5.3 | 2,248 | 1,063 | 2.1 | 0 | 48 | 0.0 |
| 411 | Rangpur RWH | Dimla | 16,100 | 6,186 | 2.6 | 36,330 | 18,859 | 1.9 | 15 | 17 | 0.9 | 4,807 | 2,356 | 2.0 | 152 | 82 | 1.9 |
| 412 | Rangpur RWH | Domar | 17,400 | 7,165 | 2.4 | 32,190 | 14,844 | 2.2 | 63 | 15 | 4.2 | 5,161 | 2,374 | 2.2 | 0 | 25 | 0.0 |
| 413 | Rangpur RWH | Fulchhari | 31,400 | 18,260 | 1.7 | 21,735 | 11,553 | 1.9 | 56 | 31 | 1.8 | 4,941 | 2,859 | 1.7 | 0 | 22 | 0.0 |
| 414 | Rangpur RWH | Gaibandha Sadar | 34,500 | 16,611 | 2.1 | 40,275 | 21,443 | 1.9 | 113 | 43 | 2.6 | 8,608 | 4,563 | 1.9 | 0 | 99 | 0.0 |
| 415 | Rangpur RWH | Gangachara | 58,412 | 10,225 | 5.7 | 23,535 | 17,748 | 1.3 | 6 | 20 | 0.3 | 7,045 | 4,317 | 1.6 | 150 | 60 | 2.5 |
| 416 | Rangpur RWH | Gobindaganj | 42,600 | 29,025 | 1.5 | 55,060 | 29,935 | 1.8 | 55 | 24 | 2.3 | 7,547 | 3,830 | 2.0 | 0 | 61 | 0.0 |
| 417 | Rangpur RWH | Hatibandha | 24,100 | 10,064 | 2.4 | 26,505 | 14,057 | 1.9 | 74 | 26 | 2.8 | 4,361 | 2,414 | 1.8 | 0 | 64 | 0.0 |
| 418 | Rangpur RWH | Jaldhaka | 72,300 | 13,739 | 5.3 | 54,435 | 21,422 | 2.5 | 92 | 40 | 2.3 | 6,991 | 3,777 | 1.9 | 0 | 115 | 0.0 |
| 419 | Rangpur RWH | Kaliganj | 18,800 | 5,885 | 3.2 | 32,040 | 14,056 | 2.3 | 29 | 25 | 1.2 | 4,674 | 1,725 | 2.7 | 0 | 60 | 0.0 |
| 420 | Rangpur RWH | Kaunia | 16,600 | 9,517 | 1.7 | 28,245 | 9,525 | 3.0 | 16 | 10 | 1.6 | 3,815 | 2,473 | 1.5 | 0 | 36 | 0.0 |
| 421 | Rangpur RWH | Kishoreganj | 12,000 | 4,911 | 2.4 | 29,000 | 14,674 | 2.0 | 32 | 23 | 1.4 | 3,350 | 1,474 | 2.3 | 2 | 72 | 0.0 |
| 422 | Rangpur RWH | Kurigram Sadar | 21,200 | 8,861 | 2.4 | 26,145 | 13,307 | 2.0 | 30 | 25 | 1.2 | 6,900 | 3,069 | 2.2 | 0 | 44 | 0.0 |
| 423 | Rangpur RWH | Lalmonirhat Sadar | 24,800 | 10,166 | 2.4 | 18,360 | 11,225 | 1.6 | 44 | 9 | 4.9 | 6,497 | 3,537 | 1.8 | 0 | 70 | 0.0 |
| 424 | Rangpur RWH | Mitha Pukur | 18,300 | 14,019 | 1.3 | 29,055 | 16,272 | 1.8 | 34 | 15 | 2.3 | 8,050 | 3,793 | 2.1 | 0 | 115 | 0.0 |
| 425 | Rangpur RWH | Nageshwari | 16,900 | 9,192 | 1.8 | 6,615 | 16,882 | 0.4 | 31 | 20 | 1.6 | 9,598 | 3,703 | 2.6 | 150 | 29 | 5.2 |

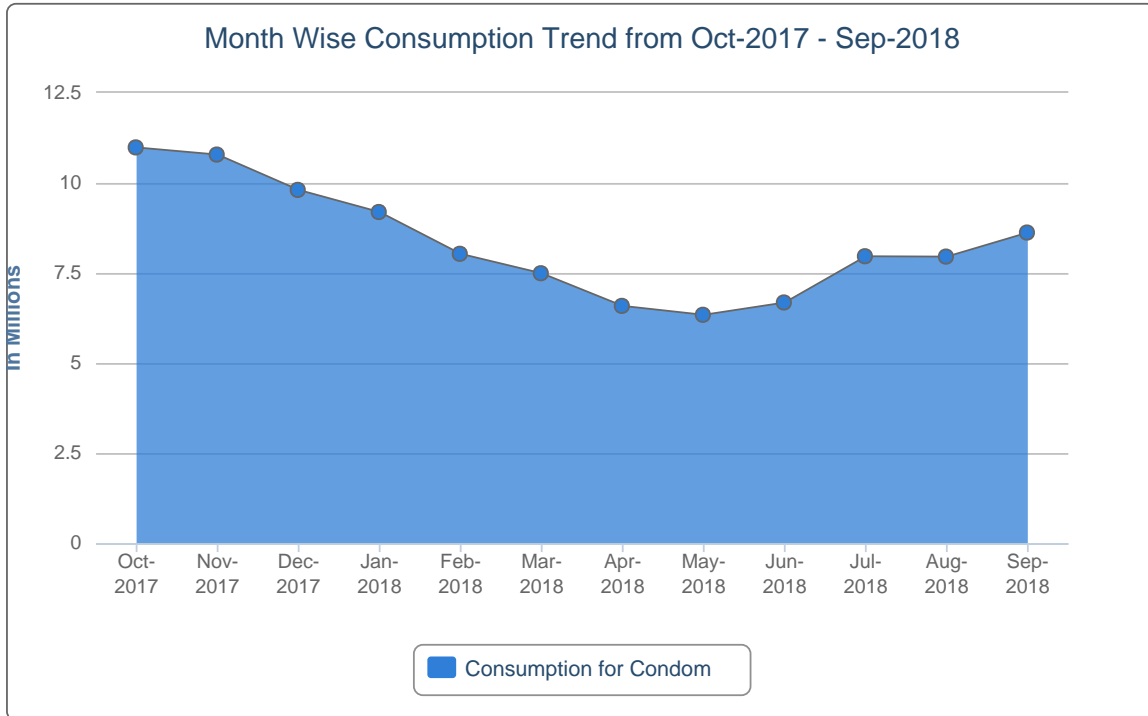
| SL | Warehouse Name | Upazila Name | Condom | | | Shukhi | | | IUD | | | Injectables | | | Implant | | |
|-----|----------------|------------------|--------|--------|-----|--------|--------|-----|-----|-----|-----|-------------|-------|-----|---------|-----|-----|
| | | | CBL | AMD | MOS | CBL | AMD | MOS | CBL | AMD | MOS | CBL | AMD | MOS | CBL | AMD | MOS |
| 426 | Rangpur RWH | Nilphamari Sadar | 27,400 | 13,149 | 2.1 | 47,085 | 28,192 | 1.7 | 84 | 42 | 2.0 | 8,035 | 4,104 | 2.0 | 0 | 22 | 0.0 |
| 427 | Rangpur RWH | Palashbari | 13,332 | 6,137 | 2.2 | 20,205 | 10,088 | 2.0 | 4 | 9 | 0.4 | 4,643 | 2,375 | 2.0 | 0 | 57 | 0.0 |
| 428 | Rangpur RWH | Patgram | 13,000 | 6,005 | 2.2 | 16,005 | 13,819 | 1.2 | 12 | 9 | 1.3 | 2,712 | 1,741 | 1.6 | 0 | 32 | 0.0 |
| 429 | Rangpur RWH | Phulbari | 13,800 | 5,451 | 2.5 | 23,010 | 11,645 | 2.0 | 62 | 42 | 1.5 | 5,987 | 3,015 | 2.0 | 100 | 49 | 2.0 |
| 430 | Rangpur RWH | Pirgachha | 30,000 | 16,514 | 1.8 | 27,485 | 17,972 | 1.5 | 70 | 58 | 1.2 | 6,125 | 3,568 | 1.7 | 0 | 80 | 0.0 |
| 431 | Rangpur RWH | Pirganj | 36,600 | 16,945 | 2.2 | 43,260 | 21,592 | 2.0 | 100 | 49 | 2.0 | 4,950 | 2,628 | 1.9 | 0 | 94 | 0.0 |
| 432 | Rangpur RWH | Rajarhat | 18,400 | 11,090 | 1.7 | 18,660 | 13,134 | 1.4 | 81 | 25 | 3.2 | 6,599 | 3,031 | 2.2 | 0 | 41 | 0.0 |
| 433 | Rangpur RWH | Rangpur Sadar | 60,900 | 18,833 | 3.2 | 73,720 | 23,279 | 3.2 | 134 | 70 | 1.9 | 10,350 | 5,317 | 1.9 | 0 | 128 | 0.0 |
| 434 | Rangpur RWH | Sadullapur | 29,300 | 19,402 | 1.5 | 36,005 | 18,423 | 2.0 | 8 | 39 | 0.2 | 9,119 | 4,505 | 2.0 | 0 | 73 | 0.0 |
| 435 | Rangpur RWH | Saghata | 15,700 | 8,366 | 1.9 | 13,980 | 13,912 | 1.0 | 31 | 23 | 1.3 | 2,990 | 1,389 | 2.2 | 100 | 33 | 3.0 |
| 436 | Rangpur RWH | Saidpur | 19,300 | 12,212 | 1.6 | 20,160 | 9,569 | 2.1 | 69 | 21 | 3.3 | 4,015 | 1,749 | 2.3 | 0 | 52 | 0.0 |
| 437 | Rangpur RWH | Sundarganj | 61,200 | 31,560 | 1.9 | 60,221 | 32,142 | 1.9 | 166 | 105 | 1.6 | 13,229 | 7,581 | 1.7 | 0 | 188 | 0.0 |
| 438 | Rangpur RWH | Taraganj | 12,900 | 4,967 | 2.6 | 10,795 | 8,399 | 1.3 | 29 | 10 | 2.9 | 2,578 | 1,209 | 2.1 | 0 | 73 | 0.0 |
| 439 | Rangpur RWH | Ulipur | 23,000 | 11,916 | 1.9 | 39,330 | 21,439 | 1.8 | 62 | 32 | 1.9 | 7,215 | 4,157 | 1.7 | 150 | 76 | 2.0 |
| 440 | Sylhet RWH | Ajmiriganj | 16,900 | 2,948 | 5.7 | 23,200 | 5,086 | 4.6 | 4 | 6 | 0.7 | 2,159 | 259 | 8.3 | 0 | 47 | 0.0 |
| 441 | Sylhet RWH | Bahubal | 14,908 | 3,645 | 4.1 | 19,587 | 4,392 | 4.5 | 20 | 8 | 2.5 | 1,046 | 404 | 2.6 | 100 | 32 | 3.1 |
| 442 | Sylhet RWH | Balaganj | 24,100 | 12,960 | 1.9 | 33,915 | 13,898 | 2.4 | 36 | 21 | 1.7 | 3,043 | 2,030 | 1.5 | 1 | 52 | 0.0 |
| 443 | Sylhet RWH | Baniachong | 18,671 | 7,577 | 2.5 | 31,030 | 12,632 | 2.5 | 26 | 9 | 2.9 | 1,663 | 784 | 2.1 | 26 | 33 | 0.8 |
| 444 | Sylhet RWH | Barlekha | 23,140 | 4,912 | 4.7 | 24,900 | 6,861 | 3.6 | 34 | 7 | 4.9 | 955 | 521 | 1.8 | 100 | 48 | 2.1 |
| 445 | Sylhet RWH | Beani Bazar | 23,000 | 8,536 | 2.7 | 33,363 | 6,544 | 5.1 | 58 | 12 | 4.8 | 2,489 | 553 | 4.5 | 15 | 47 | 0.3 |
| 446 | Sylhet RWH | Bishwambarpur | 16,800 | 5,990 | 2.8 | 22,565 | 6,660 | 3.4 | 27 | 5 | 5.4 | 1,941 | 489 | 4.0 | 2 | 20 | 0.1 |
| 447 | Sylhet RWH | Bishwanath | 17,580 | 6,156 | 2.9 | 18,464 | 3,735 | 4.9 | 40 | 14 | 2.9 | 1,389 | 445 | 3.1 | 52 | 36 | 1.4 |
| 448 | Sylhet RWH | Chhatak | 23,290 | 10,095 | 2.3 | 16,360 | 8,416 | 1.9 | 50 | 15 | 3.3 | 1,139 | 542 | 2.1 | 56 | 26 | 2.2 |
| 449 | Sylhet RWH | Chunarughat | 15,400 | 6,385 | 2.4 | 17,100 | 13,650 | 1.3 | 5 | 5 | 1.0 | 2,277 | 1,139 | 2.0 | 10 | 23 | 0.4 |
| 450 | Sylhet RWH | Companiganj | 3,200 | 9,187 | 0.3 | 17,745 | 8,047 | 2.2 | 5 | 6 | 0.8 | 2,930 | 1,418 | 2.1 | 1 | 39 | 0.0 |

| SL | Warehouse Name | Upazila Name | Condom | | | Shukhi | | | IUD | | | Injectables | | | Implant | | |
|-----|----------------|-------------------|--------|--------|-----|--------|--------|-----|-----|-----|-----|-------------|--------|-----|---------|-----|-----|
| | | | CBL | AMD | MOS | CBL | AMD | MOS | CBL | AMD | MOS | CBL | AMD | MOS | CBL | AMD | MOS |
| 451 | Sylhet RWH | Dakshin Sunamganj | 15,500 | 7,449 | 2.1 | 17,235 | 7,955 | 2.2 | 1 | 8 | 0.1 | 1,587 | 692 | 2.3 | 100 | 39 | 2.6 |
| 452 | Sylhet RWH | Dakshin Surma | 23,200 | 14,036 | 1.7 | 32,355 | 14,734 | 2.2 | 31 | 8 | 3.9 | 3,294 | 1,444 | 2.3 | 10 | 30 | 0.3 |
| 453 | Sylhet RWH | Derai | 30,360 | 11,888 | 2.6 | 28,932 | 11,962 | 2.4 | 50 | 20 | 2.5 | 2,266 | 1,048 | 2.2 | 100 | 29 | 3.4 |
| 454 | Sylhet RWH | Dowarabazar | 7,619 | 6,699 | 1.1 | 24,490 | 12,067 | 2.0 | 7 | 4 | 1.8 | 1,725 | 974 | 1.8 | 72 | 48 | 1.5 |
| 455 | Sylhet RWH | Fenchuganj | 16,700 | 5,747 | 2.9 | 15,195 | 3,443 | 4.4 | 33 | 12 | 2.8 | 865 | 311 | 2.8 | 0 | 17 | 0.0 |
| 456 | Sylhet RWH | Golapganj | 4,000 | 11,756 | 0.3 | 13,620 | 6,199 | 2.2 | 1 | 10 | 0.1 | 1,128 | 630 | 1.8 | 5 | 51 | 0.1 |
| 457 | Sylhet RWH | Gowainghat | 29,600 | 12,304 | 2.4 | 21,615 | 10,197 | 2.1 | 47 | 13 | 3.6 | 5,449 | 2,932 | 1.9 | 52 | 31 | 1.7 |
| 458 | Sylhet RWH | Habiganj Sadar | 24,546 | 11,862 | 2.1 | 33,495 | 14,677 | 2.3 | 10 | 45 | 0.2 | 3,614 | 1,662 | 2.2 | 0 | 36 | 0.0 |
| 459 | Sylhet RWH | Jagannathpur | 21,000 | 9,308 | 2.3 | 25,140 | 7,255 | 3.5 | 27 | 14 | 1.9 | 1,243 | 443 | 2.8 | 10 | 36 | 0.3 |
| 460 | Sylhet RWH | Jaintiapur | 20,540 | 9,802 | 2.1 | 21,570 | 7,945 | 2.7 | 30 | 15 | 2.0 | 4,453 | 2,398 | 1.9 | 60 | 33 | 1.8 |
| 461 | Sylhet RWH | Jamalganj | 23,000 | 9,598 | 2.4 | 23,670 | 10,828 | 2.2 | 37 | 6 | 6.2 | 2,667 | 1,323 | 2.0 | 0 | 17 | 0.0 |
| 462 | Sylhet RWH | Juri | 12,400 | 5,636 | 2.2 | 24,420 | 5,533 | 4.4 | 34 | 18 | 1.9 | 1,085 | 446 | 2.4 | 20 | 46 | 0.4 |
| 463 | Sylhet RWH | Kamalganj | 32,400 | 14,607 | 2.2 | 36,780 | 15,354 | 2.4 | 30 | 27 | 1.1 | 1,970 | 1,076 | 1.8 | 50 | 46 | 1.1 |
| 464 | Sylhet RWH | Kanaighat | 22,176 | 10,684 | 2.1 | 23,325 | 13,665 | 1.7 | 28 | 16 | 1.8 | 3,860 | 2,385 | 1.6 | 50 | 32 | 1.6 |
| 465 | Sylhet RWH | Kulaura | 22,000 | 7,671 | 2.9 | 29,300 | 10,885 | 2.7 | 19 | 3 | 6.3 | 1,470 | 2,425 | 0.6 | 100 | 43 | 2.3 |
| 466 | Sylhet RWH | Lakhai | 19,700 | 4,385 | 4.5 | 20,550 | 5,841 | 3.5 | 19 | 4 | 4.8 | 1,495 | 359 | 4.2 | 113 | 13 | 8.7 |
| 467 | Sylhet RWH | Madhabpur | 26,300 | 9,904 | 2.7 | 39,825 | 16,508 | 2.4 | 3 | 4 | 0.8 | 1,552 | 833 | 1.9 | 105 | 35 | 3.0 |
| 468 | Sylhet RWH | Maulvibazar Sadar | 45,100 | 9,537 | 4.7 | 29,595 | 10,147 | 2.9 | 68 | 44 | 1.5 | 2,615 | 1,030 | 2.5 | 100 | 32 | 3.1 |
| 469 | Sylhet RWH | Nabiganj | 22,500 | 5,344 | 4.2 | 29,700 | 10,674 | 2.8 | 30 | 7 | 4.3 | 1,400 | 565 | 2.5 | 60 | 25 | 2.4 |
| 470 | Sylhet RWH | Rajnagar | 26,800 | 6,647 | 4.0 | 23,520 | 9,532 | 2.5 | 50 | 11 | 4.5 | 3,388 | 1,392 | 2.4 | 0 | 39 | 0.0 |
| 471 | Sylhet RWH | Sreemangal | 20,100 | 9,067 | 2.2 | 26,625 | 11,809 | 2.3 | 25 | 14 | 1.8 | 2,898 | 1,347 | 2.2 | 100 | 110 | 0.9 |
| 472 | Sylhet RWH | Sulla | 11,500 | 6,260 | 1.8 | 10,875 | 4,741 | 2.3 | 11 | 2 | 5.5 | 336 | 347 | 1.0 | 40 | 15 | 2.7 |
| 473 | Sylhet RWH | Sunamganj Sadar | 37,928 | 13,192 | 2.9 | 28,050 | 8,969 | 3.1 | 35 | 19 | 1.8 | 3,136 | 1,281 | 2.4 | 100 | 58 | 1.7 |
| 474 | Sylhet RWH | Sylhet Sadar | 20,700 | 28,324 | 0.7 | 42,700 | 42,255 | 1.0 | 62 | 78 | 0.8 | 9,526 | 10,460 | 0.9 | 71 | 146 | 0.5 |
| 475 | Sylhet RWH | Tahirpur | 23,544 | 11,511 | 2.0 | 24,344 | 9,751 | 2.5 | 6 | 6 | 1.0 | 1,775 | 667 | 2.7 | 0 | 41 | 0.0 |

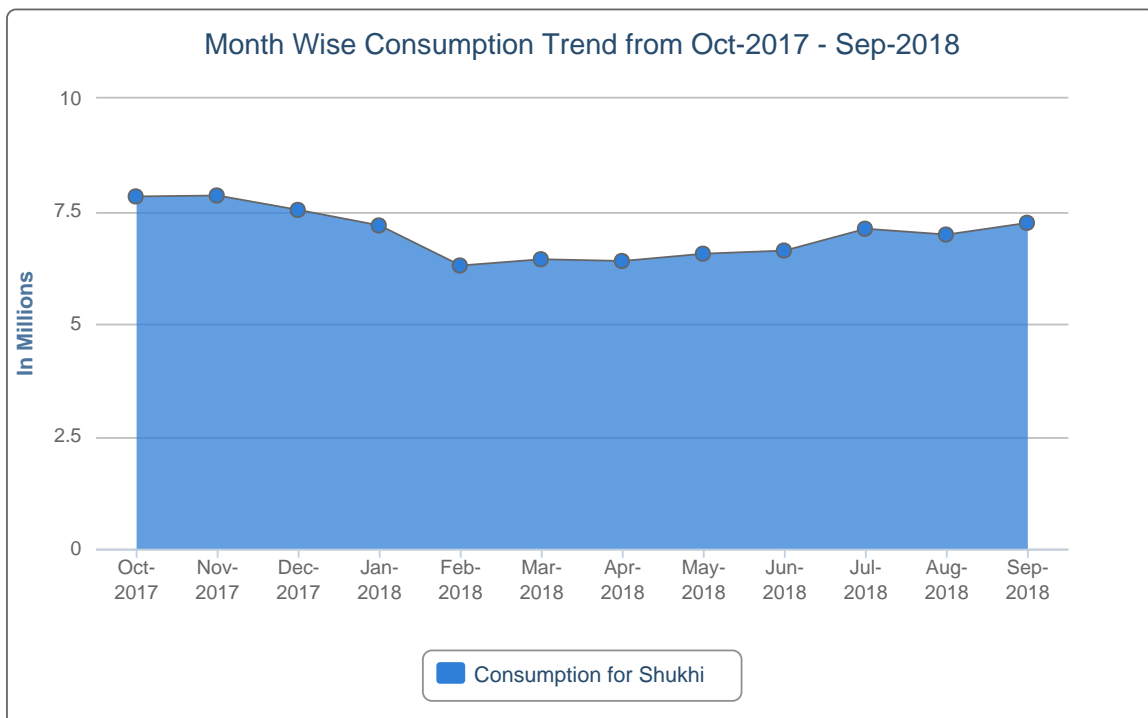
| SL | Warehouse Name | Upazila Name | Condom | | | Shukhi | | | IUD | | | Injectables | | | Implant | | |
|-----|----------------|---------------|--------|--------|-----|---------|--------|------|-----|-----|------|-------------|-------|------|---------|-----|-----|
| | | | CBL | AMD | MOS | CBL | AMD | MOS | CBL | AMD | MOS | CBL | AMD | MOS | CBL | AMD | MOS |
| 476 | Sylhet RWH | Zakiganj | 13,160 | 14,124 | 0.9 | 24,861 | 13,181 | 1.9 | 0 | 10 | 0.0 | 2,640 | 1,522 | 1.7 | 0 | 67 | 0.0 |
| 477 | Tangail RWH | Basail | 45,000 | 9,115 | 4.9 | 188,662 | 15,892 | 11.9 | 90 | 19 | 4.7 | 7,141 | 1,405 | 5.1 | 0 | 73 | 0.0 |
| 478 | Tangail RWH | Bhuapur | 76,200 | 18,106 | 4.2 | 94,263 | 22,287 | 4.2 | 116 | 25 | 4.6 | 4,950 | 1,866 | 2.7 | 50 | 49 | 1.0 |
| 479 | Tangail RWH | Chauhali | 42,000 | 10,939 | 3.8 | 62,146 | 7,848 | 7.9 | 230 | 14 | 16.4 | 13,115 | 1,093 | 12.0 | 50 | 22 | 2.3 |
| 480 | Tangail RWH | Delduar | 54,600 | 11,255 | 4.9 | 163,722 | 20,006 | 8.2 | 180 | 23 | 7.8 | 10,540 | 1,169 | 9.0 | 50 | 39 | 1.3 |
| 481 | Tangail RWH | Ghatail | 61,200 | 21,992 | 2.8 | 126,930 | 40,619 | 3.1 | 230 | 18 | 12.8 | 11,215 | 3,745 | 3.0 | 0 | 66 | 0.0 |
| 482 | Tangail RWH | Gopalpur | 57,500 | 20,331 | 2.8 | 104,580 | 15,001 | 7.0 | 127 | 27 | 4.7 | 1,993 | 1,829 | 1.1 | 50 | 50 | 1.0 |
| 483 | Tangail RWH | Kalihati | 36,300 | 20,962 | 1.7 | 164,310 | 33,681 | 4.9 | 220 | 57 | 3.9 | 19,825 | 6,310 | 3.1 | 50 | 79 | 0.6 |
| 484 | Tangail RWH | Madhupur | 72,900 | 20,070 | 3.6 | 177,840 | 30,358 | 5.9 | 210 | 27 | 7.8 | 5,747 | 3,080 | 1.9 | 0 | 70 | 0.0 |
| 485 | Tangail RWH | Mirzapur | 35,100 | 19,857 | 1.8 | 101,775 | 27,400 | 3.7 | 8 | 33 | 0.2 | 5,645 | 1,115 | 5.1 | 0 | 48 | 0.0 |
| 486 | Tangail RWH | Nagarpur | 44,400 | 20,369 | 2.2 | 99,030 | 24,713 | 4.0 | 80 | 42 | 1.9 | 8,181 | 2,432 | 3.4 | 0 | 99 | 0.0 |
| 487 | Tangail RWH | Sakhipur | 48,700 | 16,718 | 2.9 | 109,350 | 24,685 | 4.4 | 118 | 17 | 6.9 | 8,063 | 1,061 | 7.6 | 0 | 36 | 0.0 |
| 488 | Tangail RWH | Tangail Sadar | 54,200 | 26,597 | 2.0 | 235,740 | 24,623 | 9.6 | 207 | 37 | 5.6 | 11,460 | 2,845 | 4.0 | 0 | 111 | 0.0 |

7. Month-wise Consumption Trend

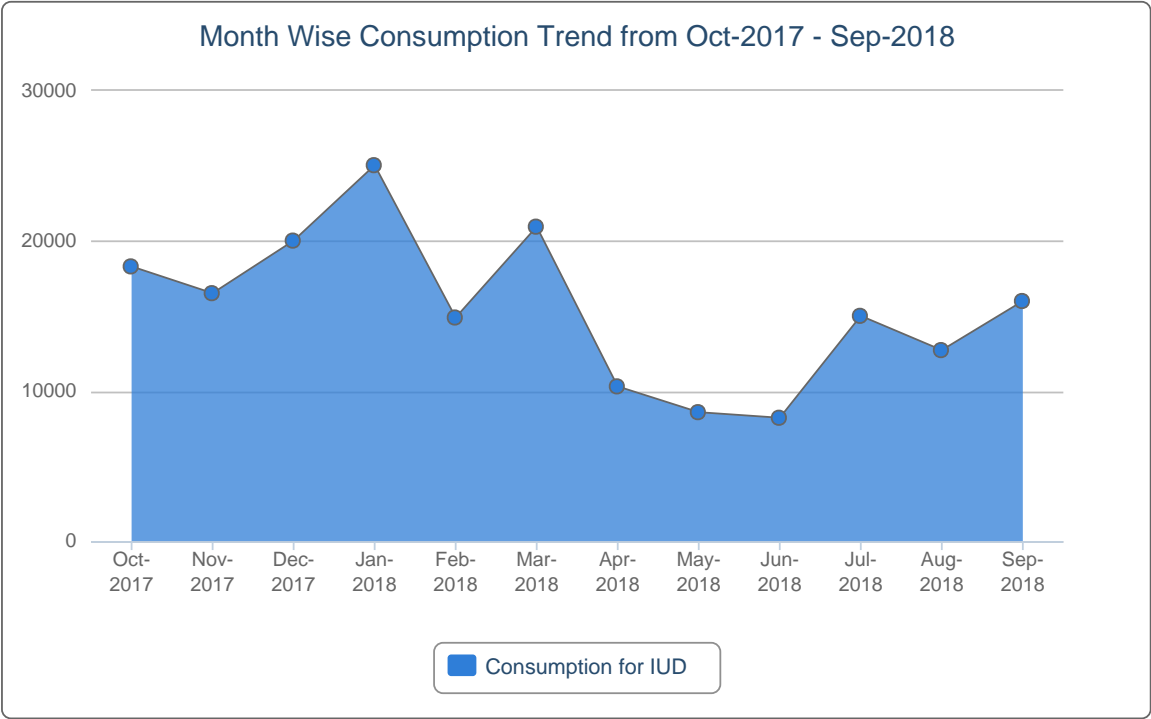
7(a).



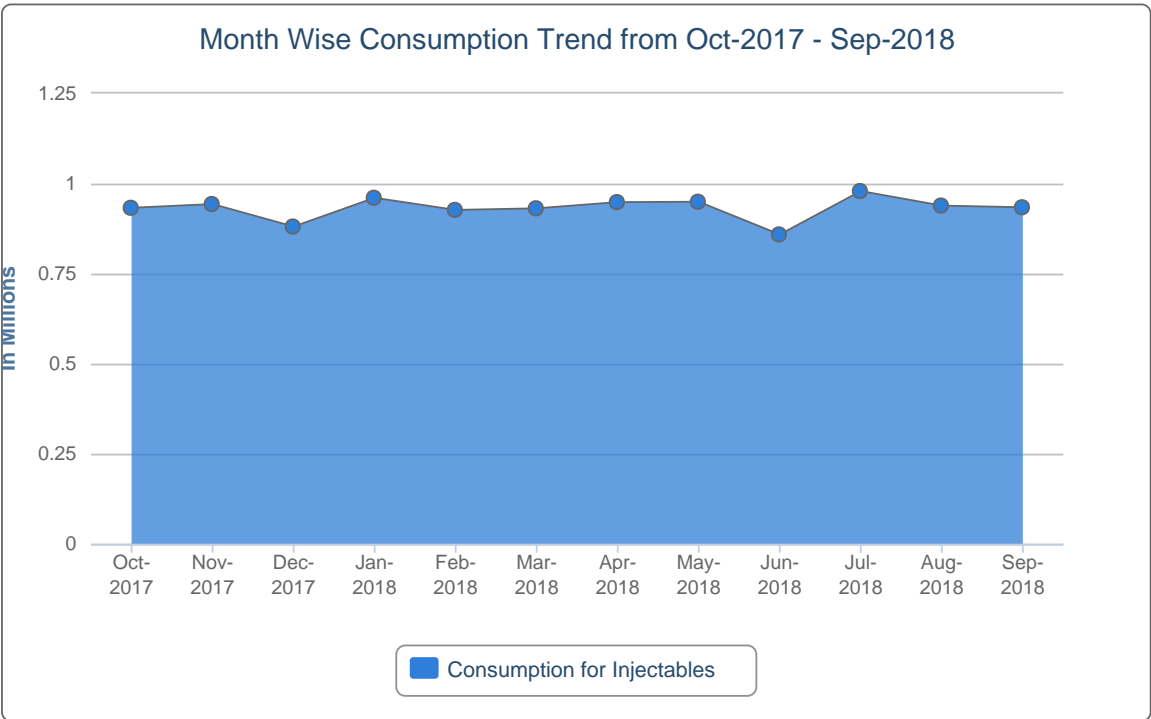
7(b).



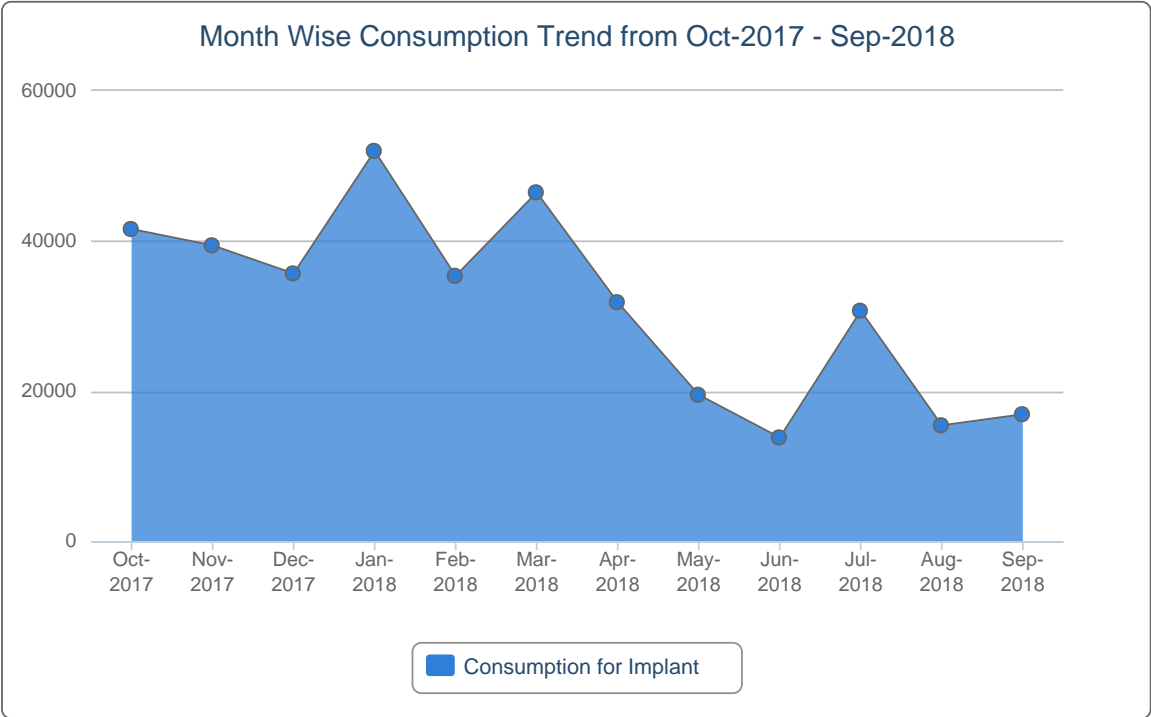
7(c).



7(d).



7(e).



8. Report on Upazila and Warehouse Having Stock Out in last month

| SL | Products Name | No of Stockout WH | % of Stockout WH | No of Stockout Upazila Store | % of Stockout Upazila Store | No of Stockout Upazila Field | % of Stockout Upazila Field |
|----|-----------------|-------------------|------------------|------------------------------|-----------------------------|------------------------------|-----------------------------|
| 1 | Condom | 0 | 0% | 0 | 0% | 0 | 0% |
| 2 | Shukhi | 0 | 0% | 1 | 0% | 0 | 0% |
| 3 | IUD | 0 | 0% | 7 | 1% | 0 | 0% |
| 4 | Injectables | 0 | 0% | 0 | 0% | 0 | 0% |
| 5 | Implant (Total) | 1 | 5% | - | - | 20 | 4% |

List of Stock Out Warehouses

| SL | Commodity | Warehouse | Phone |
|----|-----------------|-----------|------------|
| 1 | Implant (Total) | Bhola RWH | 0491-62954 |

List of StockOut Upazilas

| SL | Commodity | Warehouse | District | Upazila | Phone |
|----|-----------------|----------------|-------------|---------------------------------|-------------|
| 1 | Shukhi | Cumilla RWH | Cumilla | Cumilla Sadar Dakshin , Cumilla | 01711806467 |
| 2 | IUD | Dhaka CWH | Dhaka | Dhamrai, Dhaka | 01718681847 |
| 3 | IUD | Faridpur RWH | Gopalganj | Muksudpur, Gopalganj | 01716107298 |
| 4 | IUD | Faridpur RWH | Shariatpur | Naria, Shariatpur | 01717184510 |
| 5 | IUD | Jashore RWH | Jashore | Sharsha, Jashore | 01718470208 |
| 6 | IUD | Mymensingh RWH | Mymensingh | Bhaluka, Mymensingh | 01711076553 |
| 7 | IUD | Noakhali RWH | Feni | Sonagazi, Feni | 01813669013 |
| 8 | IUD | Sylhet RWH | Sylhet | Zakiganj, Sylhet | 01711966855 |
| 9 | Implant (Total) | Dhaka CWH | Manikganj | Ghior, Manikganj | 01712619388 |
| 10 | Implant (Total) | Dhaka CWH | Manikganj | Manikganj Sadar, Manikganj | 01712203155 |
| 11 | Implant (Total) | Dhaka CWH | Manikganj | Shibalaya, Manikganj | 01745653791 |
| 12 | Implant (Total) | Dhaka CWH | Narayanganj | Araihazar, Narayanganj | 01712056717 |
| 13 | Implant (Total) | Dhaka CWH | Narayanganj | Bandar, Narayanganj | 01711029950 |
| 14 | Implant (Total) | Dhaka CWH | Narsingdi | Manohardi, Narsingdi | 01741173173 |
| 15 | Implant (Total) | Dhaka CWH | Narsingdi | Shibpur, Narsingdi | 01710407352 |
| 16 | Implant (Total) | Dinajpur RWH | Dinajpur | Chirirbandar, Dinajpur | 01712529845 |
| 17 | Implant (Total) | Dinajpur RWH | Dinajpur | Fulbari, Dinajpur | 01712529845 |
| 18 | Implant (Total) | Dinajpur RWH | Dinajpur | Kaharole, Dinajpur | 01716491477 |
| 19 | Implant (Total) | Jashore RWH | Jashore | Bagher Para, Jashore | 01711272110 |
| 20 | Implant (Total) | Khulna RWH | Bagerhat | Bagerhat Sadar, Bagerhat | 01712109772 |
| 21 | Implant (Total) | Khulna RWH | Khulna | Dacope, Khulna | 01718846186 |
| 22 | Implant (Total) | Khulna RWH | Khulna | Terokhada, Khulna | 01791153233 |
| 23 | Implant (Total) | Khulna RWH | Pirojpur | Indurkani, Pirojpur | 01719878668 |

| | | | | | |
|----|-----------------|----------------|------------------|----------------------------|-------------|
| 24 | Implant (Total) | Khulna RWH | Satkhira | Tala, Satkhira | 01716848205 |
| 25 | Implant (Total) | Mymensingh RWH | Netrokona | Madan, Netrakona | 01718813762 |
| 26 | Implant (Total) | Rajshahi RWH | Chapai Nababganj | Shibganj, Chapai Nababganj | 01712130631 |
| 27 | Implant (Total) | Sylhet RWH | Sylhet | Zakiganj, Sylhet | 01711966855 |
| 28 | Implant (Total) | Tangail RWH | Tangail | Ghatail, Tangail | 01913617355 |



This report is generated with the financial support of USAID and the technical assistance from Systems for Improved Access to Pharmaceuticals and Services (SIAPS), implemented by Management Sciences for Health-MSH.

If you need more information, please visit at <https://www.scmpbd.org>