

FAMILY PLANNING MONTHLY LOGISTICS REPORT

June 2016



**Management Information System (MIS)
Directorate General of Family Planning (DGFP)**

6, Kawran Bazar, Dhaka1215

Email: dirmisfp@gmail.com, dirlsdgfp@gmail.com
www.dgfpmis.org, www.dgfplmis.org

Government of the People's Republic of Bangladesh
Directorate General of Family Planning
Management Information System (MIS)
6, Kawran Bazar, Dhaka- 1215
www.dgfp.gov.bd


Memo No. - DGFP/MIS/97/323(part-5)/2008/50/526

Date: 3 August' 2016.

Sub: **Family Planning Monthly Logistics Report for the Month of June' 2016.**

Family Planning Monthly Logistics Report for the Month of June' 2016 is sent herewith for your kind information & necessary action. This report is prepared on the basis of Form-7 submitted by Warehouses and Form-7B submitted by Upazila Family Planning Offices by using WIMS & UIMS operational tools. It provides useful information on monthly distribution and stock balance of all the major contraceptives & DDS Kits of Warehouse/Upazila Stores. A summary of important events happened during reporting month included in this report. For more information you are requested to visit at www.scmpbd.org web site.

Comments and suggestions for improvement of this report will be highly appreciated.



(A K M Mahbubur Rahman Joarder)

Director (MIS)

and

Line Director MIS-FP

Phone: 9146262

Mail: dirmisfp@gmail.com

Memo No. - DGFP/MIS/97/323(part-5)/2008/50/526/1(100)

Date: 3 August' 2016.

Copy of the report forwarded to:

1. Secretary, Ministry of Health & Family Welfare, Bangladesh Secretariat, Dhaka.
2. Additional Secretary, Ministry of Health & Family Welfare, Bangladesh Secretariat, Dhaka.
3. Joint Secretary (WHO)/ (Coordination), Ministry of Health & Family Welfare, Bangladesh Secretariat, Dhaka.
4. Joint Chief (Planning), Ministry of Health & Family Welfare, Bangladesh Secretariat (Clinic Building), Dhaka.
5. Joint Chief (Population & Planning wing), Planning commission, Sher-e-Bangla Nagar, Dhaka.
6. Joint Chief (Planning), Program Management and Monitoring Unit (PMMU), Azimpur, Dhaka-1205.
7. P.S. to the Honorable Minister, Ministry of Health and Family Welfare, Bangladesh Secretariat, Dhaka, for kind information of the Honorable Minister.
8. P.S. to the Honorable State Minister, Ministry of Health and Family Welfare, Bangladesh Secretariat, Dhaka, for kind information of the Honorable State Minister.
9. Director Administration, Directorate General of Family Planning, 6 Kawran Bazar, Dhaka 1215.
10. Director Logistics & Supply and Line Director (Procurement, Storage & Supply Management), Directorate General of Family Planning, 6 Kawran Bazar, Dhaka 1215.

11. Director Finance & Line Director (Family Planning Field Service Delivery Program), Directorate General of Family Planning, 6 Kawran Bazar, Dhaka 1215.
12. Director (IEM) & Line Director (Information, Education and Communication), Directorate General of Family Planning, 6 Kawran Bazar, Dhaka 1215.
13. Director Planning & Line Director (Program Monitoring and Evaluation), Directorate General of Family Planning, 6 Kawran Bazar, Dhaka 1215.
14. Line Director (Maternal, Child, Reproductive and Adolescent Health), Directorate General of Family Planning, 6 Kawran Bazar, Dhaka 1215.
15. Line Director (Clinical Contraception Services Delivery), Directorate General of Family Planning, 6 Kawran Bazar, Dhaka 1215.
16. Divisional Director, Family Planning, Dhaka / Chittagong / Rajshahi / Khulna / Sylhet / Barisal/ Rangpur Division.
17. Deputy Chief (FW)/ (Health), Ministry of Health & Family Welfare, Bangladesh Secretariat, Dhaka.
18. Additional Director (Drugs and Stores), Directorate General of Family Planning, Central Warehouse, Mohakhali, Dhaka.
19. Deputy Director, Family Planning, ----- District (Your are requested to take appropriate measures to ensure timely submission of Form 7B report from upazilas and send these to MIS Unit within 9th working day of the next month).
20. Supply Officer, Family Planning, ----- CWH/RWHs.
21. Country Director, SPS/MSH, House No.-28, Flat-W2, Road No.-63, Gulshan-2, Dhaka-1212.
22. Country Director, the World Bank, E-32, Agargaon, Sher-e-Banala Nagar, Dhaka-1207.
23. Team Leader, Population & Health Team, USAID, Madani Avenue, Baridhara, Dhaka.
24. Country Representative, UNFPA, IDB Bhaban, Agargaon, Sher-E-Bangla Nagar, Dhaka.
25. Managing Director, SMC, SMC Tower, 33 Banani C/A, Dhaka-1213.
26. Documentation Center, IEM Unit, Directorate General of Family Planning, 6 Kawran Bazar, Dhaka.
27. PA to Director General, Directorate General of Family Planning, 6, Kawran Bazar, Dhaka 1215.
28. Office copy, MIS, DGFP, 6 Kawran Bazar, Dhaka -1215.








(Ajoy Ratan Barua)
Deputy Director (MIS)

Table Of Contents

	Page
1. DGFP Stock Status Report	1-2
2. National Receipts Quantity by Product by Month	3
3. National Level Contraceptive Summary Report	4
4. Stock Status Report at Different Levels	5
5. Contraceptive Stock Status by Product at Upazila Store and Field	6-10
6. Contraceptive Stock Status by Product at Regional Warehouses/Upazila	11-31
7. Month-wise Consumption Trend	32-34
8. Report on Upazila and Warehouse Having Stock Out in last month	35

1. DGFP Stock Status Report

 DGFP STOCK STATUS REPORT** June 2016 (Updated 26 July 2016)																 পরিবার পরিকল্পনা অধিদপ্তর					
Year	2016												2017			2018					
Month	7	8	9	10	11	12	1	2	3	4	5	6	7	8	9	10	11	12	1	2	3
Min.-Max.							Min				Max										
Product																			2015-16 : 30m - 2 month		
Condom	CS (154.32m) - 13 months												2014-15 : 35.5m - 4 mon			2015-16					
*AMC = 11.8m	2014-15: GoB (Rev): 150 m - 119.92 m received as of 31 May 2016; 2015-16: GoB (Rev): 30 m; awaiting receipts																				
	2014-15 : 23.06m - 2 months																				
Pill	CS (93.31m) - 10 months												2014-15			2015-16: Pool Fund:45m - 5 mon					
*AMC = 8.59m	2014-15: Pool Fund 60m (ICB); 18m (NCT); 54.94 m received as of 31 May 2016; 2015-16: Pool Fund 45m (ICB)																				
IUD	CS (0.673m) - 33 months																				
*AMC = 20,142																					
Injectables	CS (25.42m) - 22 months																				
*AMC = 1.12m	2014-15: Pool Fund 14m; GoB (Dev) : 2.5m; received in full as of 31 May 2016; 2015-16: Pool Fund 7m; GoB (Dev):3.5m																				
Implant	CS (0.285m) - 9 months												2015-16 : 0.15m - 5 months								
*AMC = 29,883	2015-16 (Pool fund): 0.15m; Contract signed																				
	Legend:																				
	 Current Stock  To be received  Planned for FY 2015-16																				
***DDS Kit	2015-16: GoB(Dev): 3,600 boxes; all receipt as of 31 May 2016																				
*AMC = 5,885	*** The 22 items of medicines of DDS kit will be procured as individual medicines instead of Kit form.																				
	AMC = Average Monthly Consumption																				
	BER = Bid Evaluation Report																				
	CCGP = Cabinet Committee on Govt Purchase																				
	CS = Current Stock																				
	NOA = Notification of Award																				
	NO = No Objection																				
	TEC = Tender Evaluation Committee																				
	ICB = International Competitive Bidding																				
	NCT = National Competitive Tendering																				
	*AMC is calculated based on past 12-months consumption **This report is generated using the "Pipeline Software" which considers "Projected Consumption" Data Sources: DGFP/L&S unit, DGFP LMS web site https://scmpbd.org/ Central Warehouse WIMS data and Approved DGFP Procurement																				

DGFP STOCK STATUS REPORT
(For Contraceptives and DDS Kits)
Month: June 2016 *(Updated 26 July 2016)*

CONDOM – Current national stock is 154.32 million pieces and this stock can be used up to July 2017.

- FY 2014-15 GoB (Rev): Procurement Process completed for 150 million pieces and 119.92 million pieces received as of 31 May 2016; awaiting receipt 30.08 million pieces.
- Planned for FY 2015-16 GoB (Rev): 30 million pieces. Contract signed; awaiting receipts.

PILL – Current national stock of Oral Contraceptive Pill is 93.31 million cycles which will go up to April 2017.

- 2014-15 (Pool fund): Procurement Process completed for 60m cycles (ICB) & 18 m cycles (NCB): 54.94 million cycles received as of 31 May 2016; awaiting receipts 23.06 million cycles.
- Planned for 2015-16: Pool Fund: 45 million cycles. World Bank did not accord No Objection on this procurement.

IUD – Current national stock is 0.673 million pieces and this stock can be used up to March 2019.

INJECTABLES – Current stock of 25.42 million vials and that can be used up to April 2018.

- Procurement Process completed for 2014-15: Pool fund - 14m vials (ICB) & GoB Dev- 2.5m vials (NCB): received in full as of 31 May 2016.
- Planned for 2015-16: Pool fund - 7m vials (ICB): World Bank did not accord No Objection on this procurement; GoB (Dev) - 3.5m vials (NCT): Contract signed & Goods received in full.

IMPLANT – Current stock is 0.285 million sets and this can be used up to March 2017.

- Planned for 2015-16: (Pool fund) 0.15m sets. Contract signed; awaiting receipts.

***DDS KITS**

- 2014-15: Pool fund - 0.070m boxes: World Bank did not accord No Objections on Bid Evaluation Report (BER) for this procurement.
- 2015-16: GoB (Dev) – 3,600 boxes (NCB) – All quantity received.
(*The medicines under DDS Kit are not going to be procured in Kit form. Instead, individual medicines of 22 items will be procured from now on)

You can also download the previous reports from <http://www.scmpbd.org/>

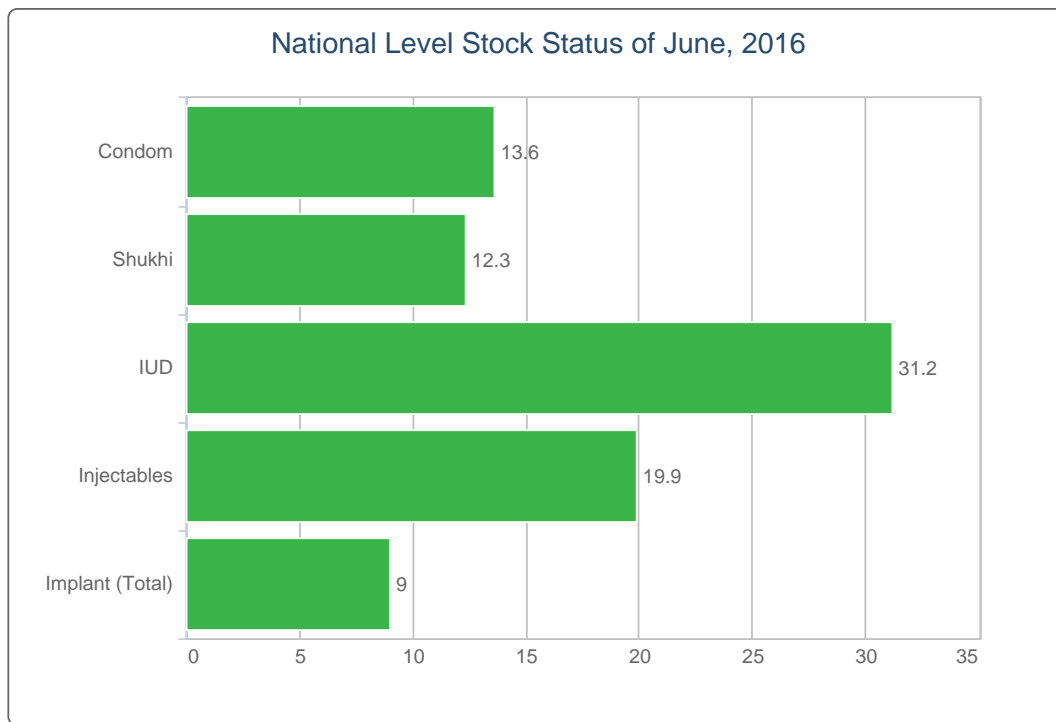
2. National Receipts Quantity by Product by Month

Contraceptive Received Report

Month: June, 2016

Item	Supplier	Receiver	Date Receipts	Qty	Remarks
Condom		Regional Ware House Bogra and Khulna	30/06/16	6,285,000	
Total				6,285,000	
Injectable		Central Ware House, Mohakhali, Dhaka	30/06/16	4,600,000	
Total				4,600,000	
AD Syr.		Central Ware House, Mohakhali, Dhaka	30/11/-1	5,000,000	
Total				5,000,000	

3. National Level Contraceptive Summary Report

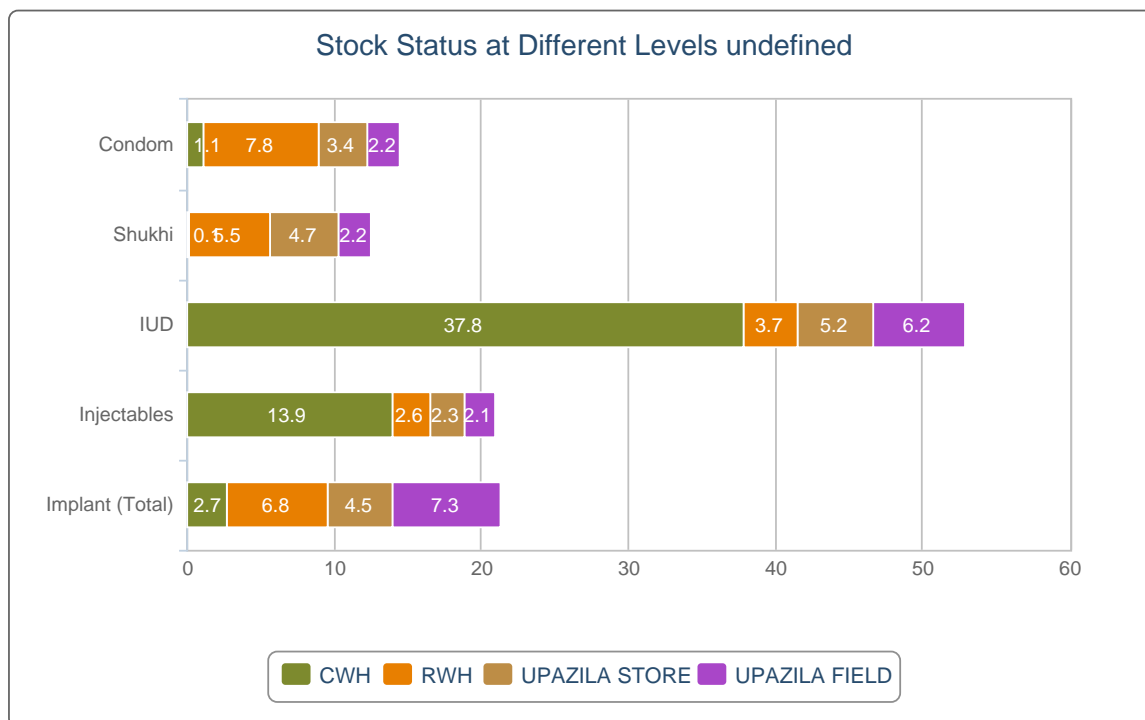


■ MOS less than 4.0
 ■ MOS 4.0 - 7.9
 ■ MOS 8.0 and above
 MOS = Month of Stock

National Level Stock Status of June, 2016

SL	Name of Products	Reported Consumption	Reported Closing Balance	Average Monthly Consumption	MOS
1	Condom	11,473,318	166,341,435	12,207,197	13.6
2	Shukhi	8,153,321	101,845,921	8,274,579	12.3
3	IUD	13,025	688,508	22,069	31.2
4	Injectables	1,052,549	21,921,241	1,103,893	19.9
5	Implant (Total)	14,170	301,687	33,549	9.0

4. Stock Status Report at Different Levels

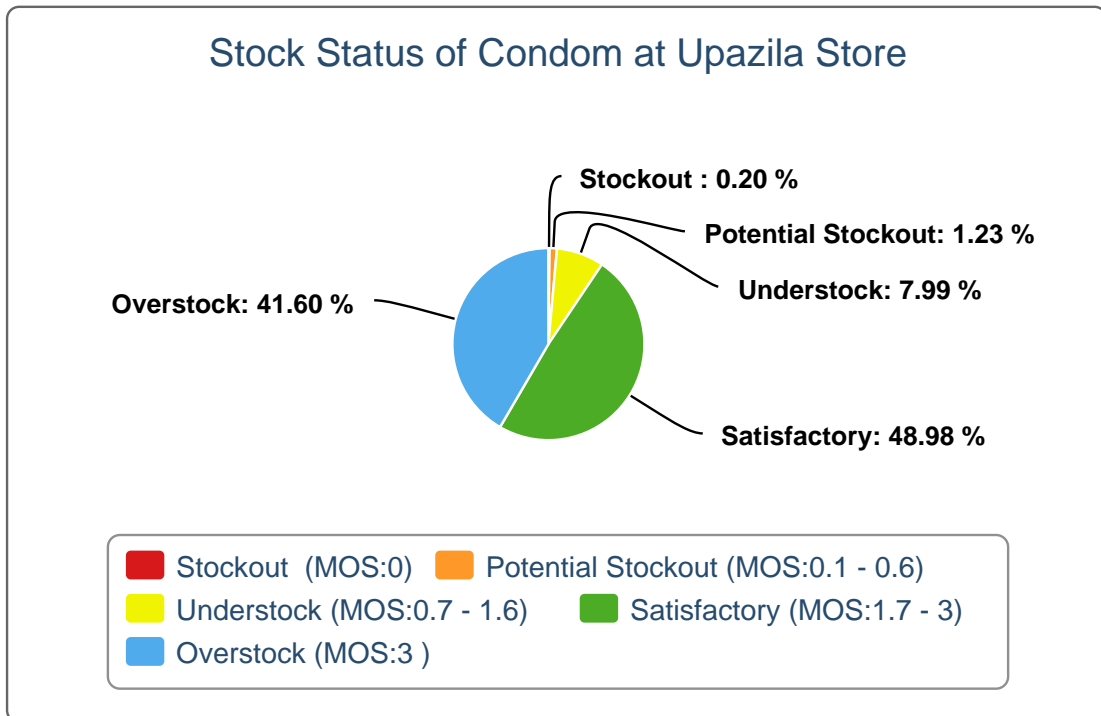


Stock Status at Different Levels June, 2016

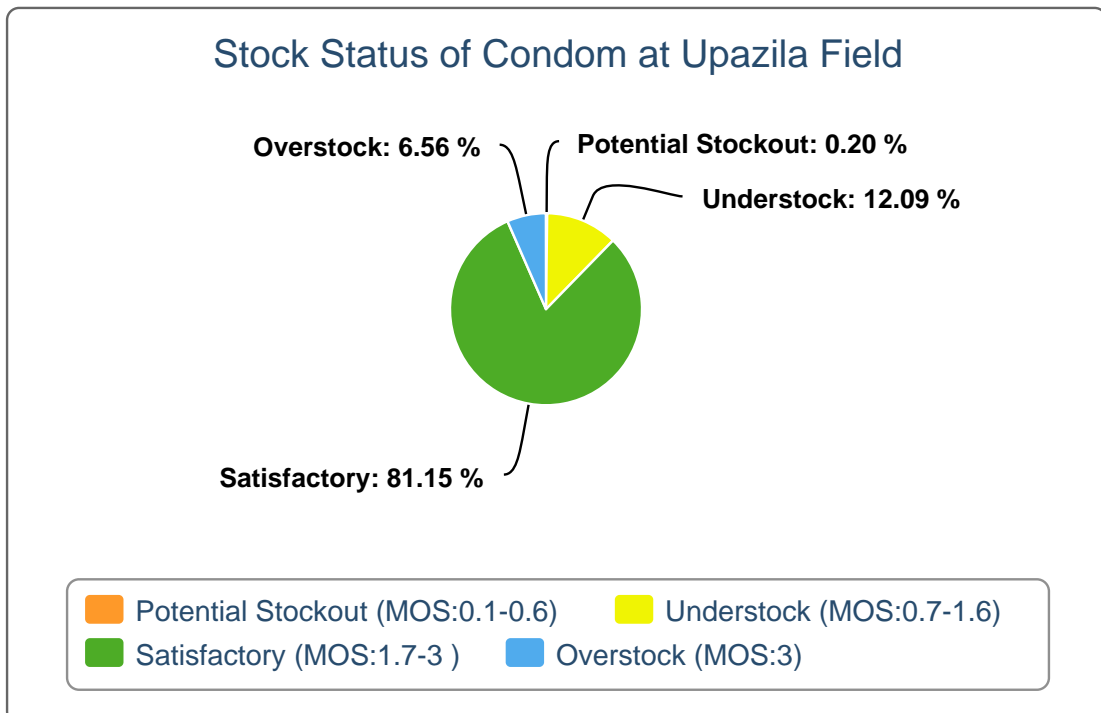
Products	Avg. Consump. of Last 6 Months	CWH Level	MOS	RWH Level	MOS	Upazila Level	MOS	Field Level	MOS	National Level	MOS
Condom	12,207,197	12,708,000	1	89,401,400	7.3	39,010,415	3.2	25,221,620	2.1	166,341,435	13.6
Shukhi	8,274,579	934,560	0.1	44,530,440	5.4	38,206,718	4.6	18,174,203	2.2	101,845,921	12.3
IUD	22,069	492,600	22.3	47,541	2.2	67,818	3.1	80,549	3.6	688,508	31.2
Injectables	1,103,893	14,594,400	13.2	2,706,900	2.5	2,396,486	2.2	2,223,455	2	21,921,241	19.9
Implant (Total)	33,549	37,726	1.1	96,409	2.9	63,509	1.9	104,043	3.1	301,687	9

5. Contraceptive Stock Status by Product at Upazila Store and Field

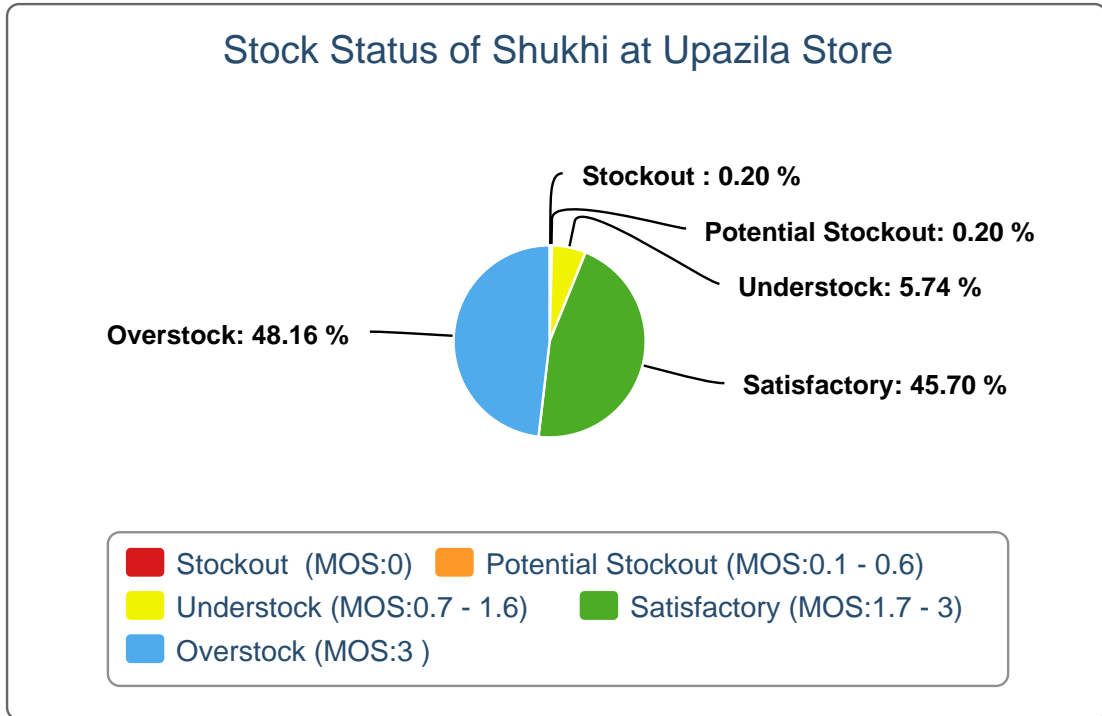
5(a).



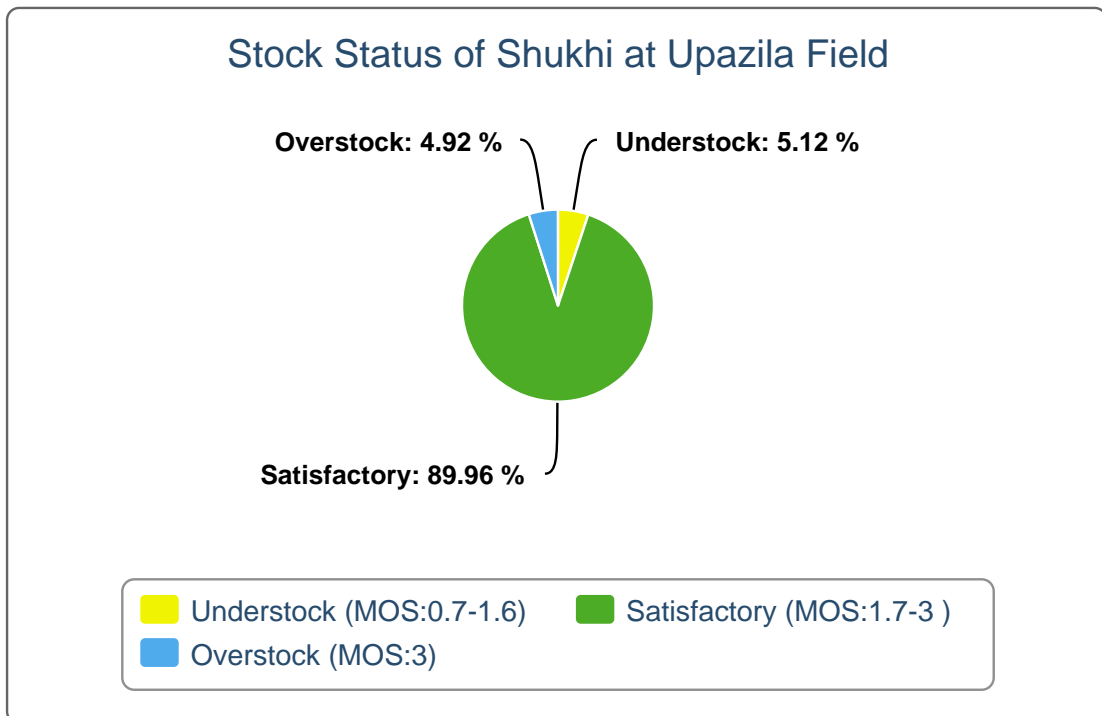
5(b).



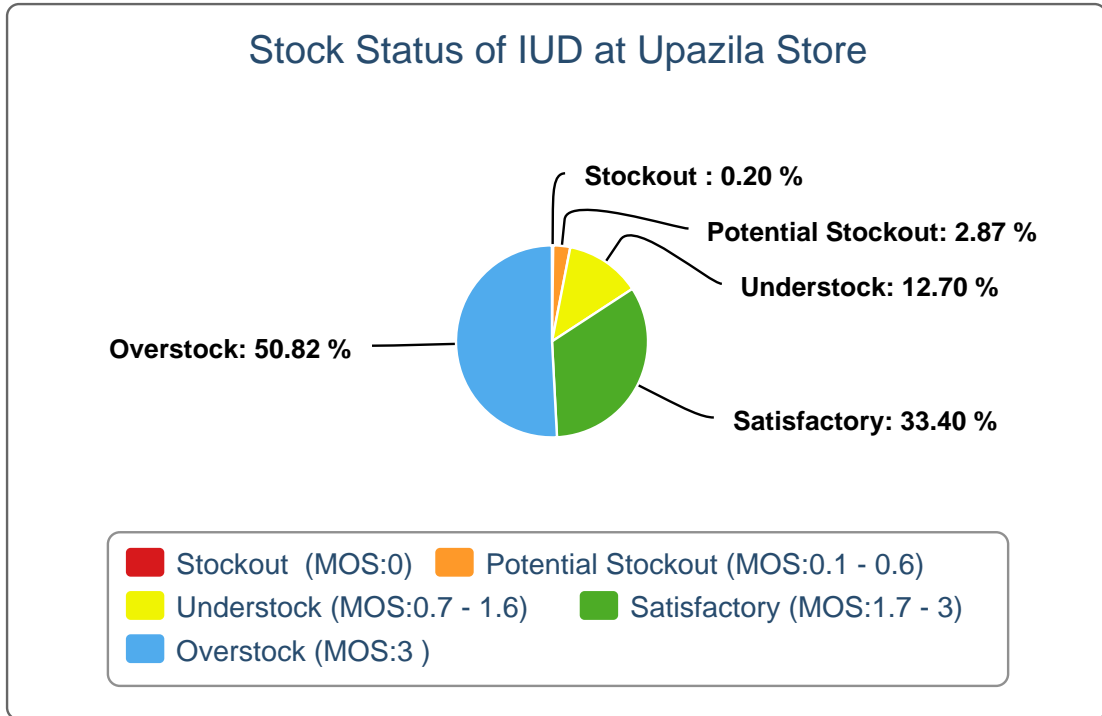
5(c).



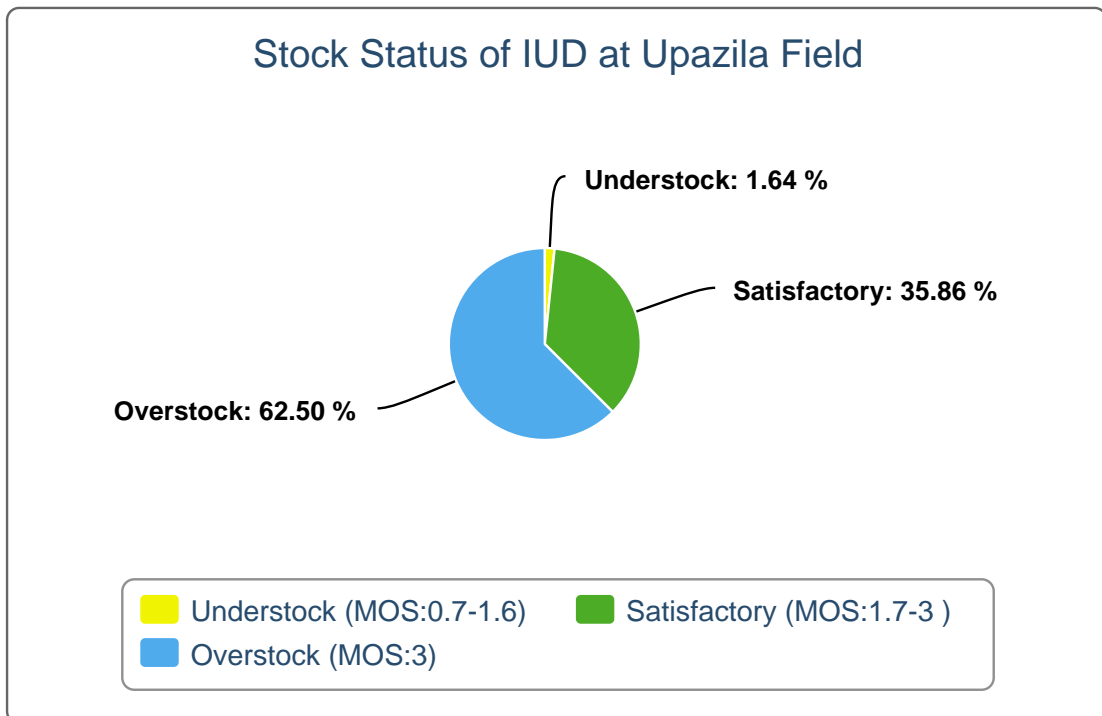
5(d).



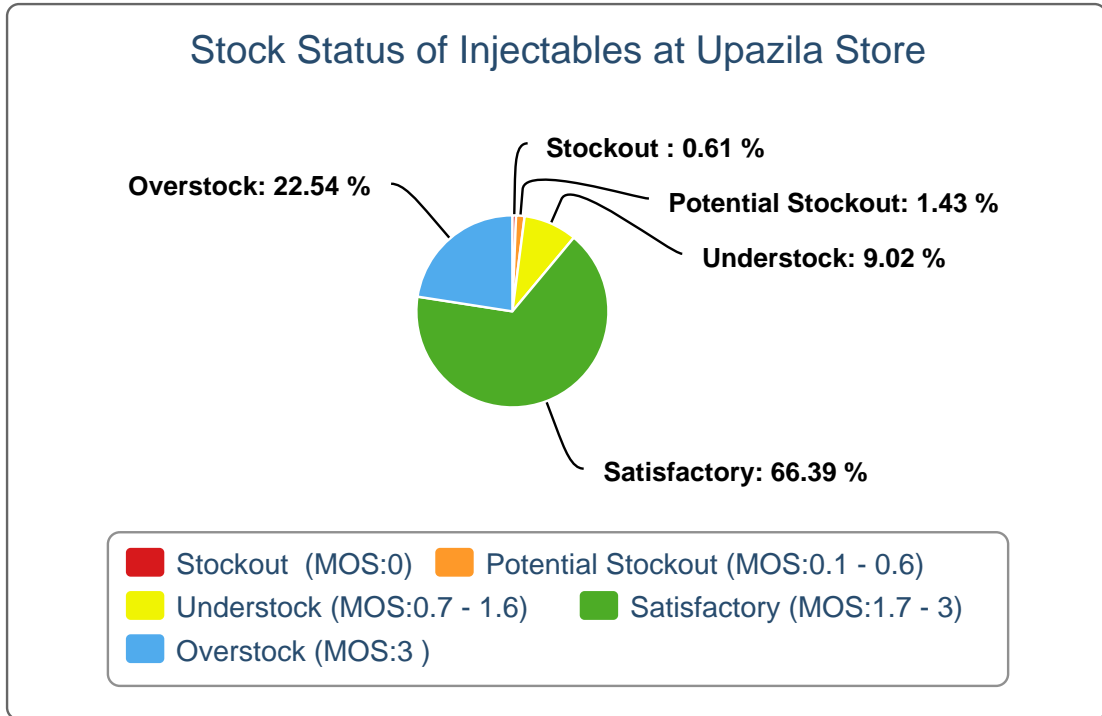
5(e).



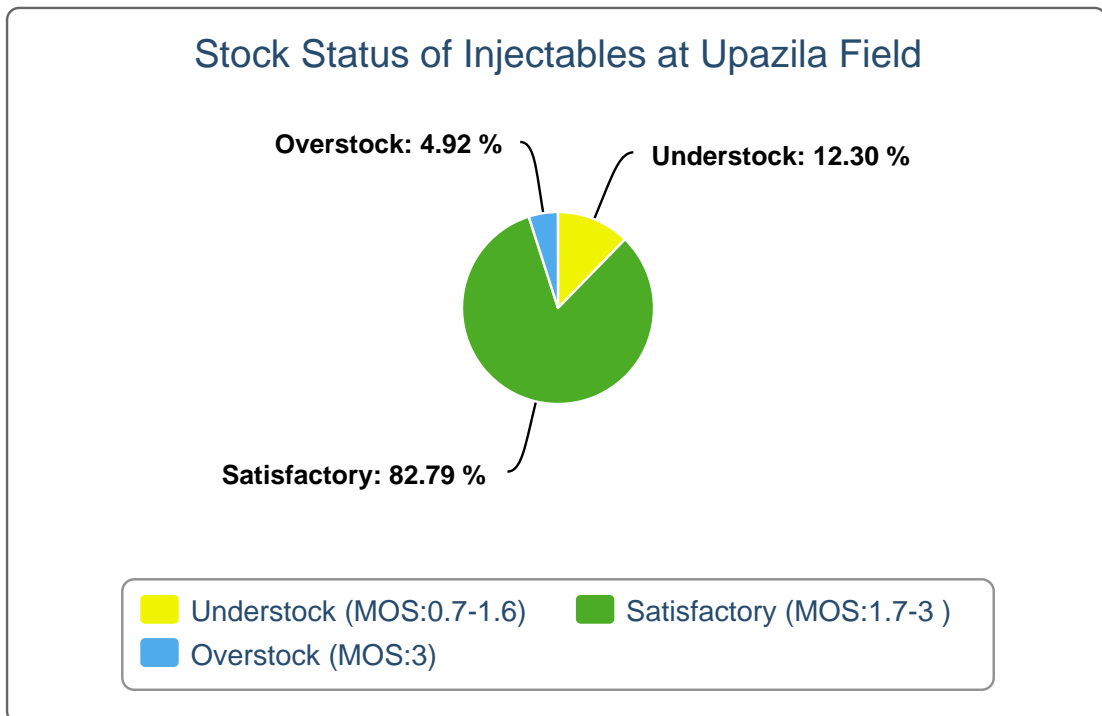
5(f).



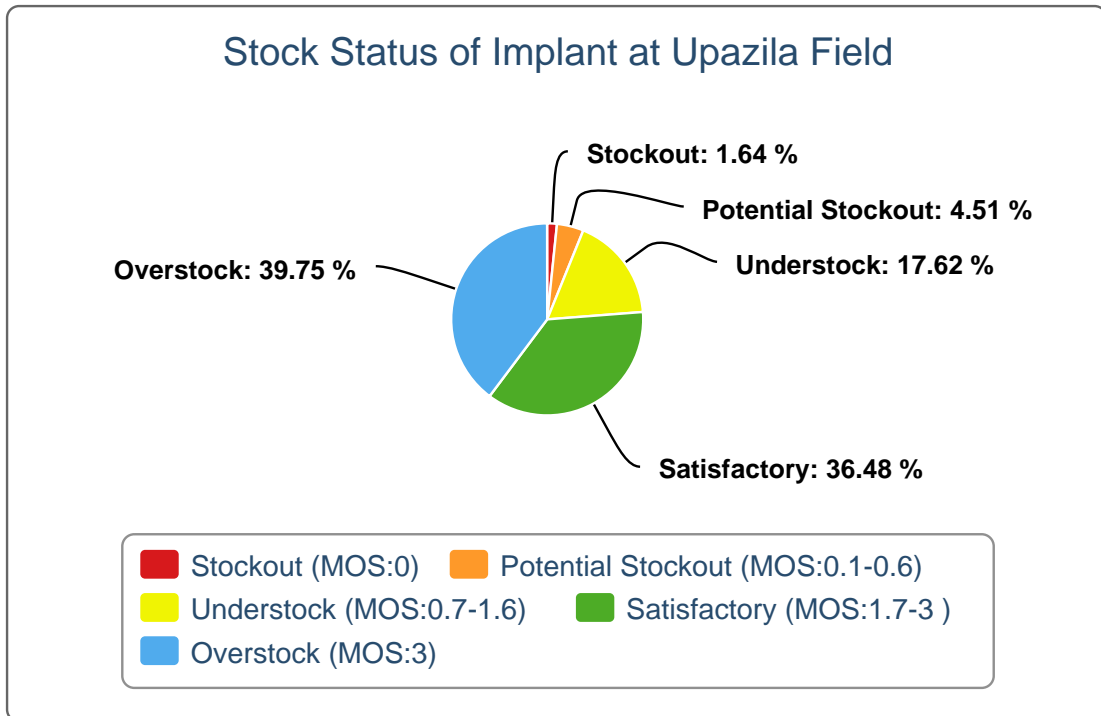
5(g).



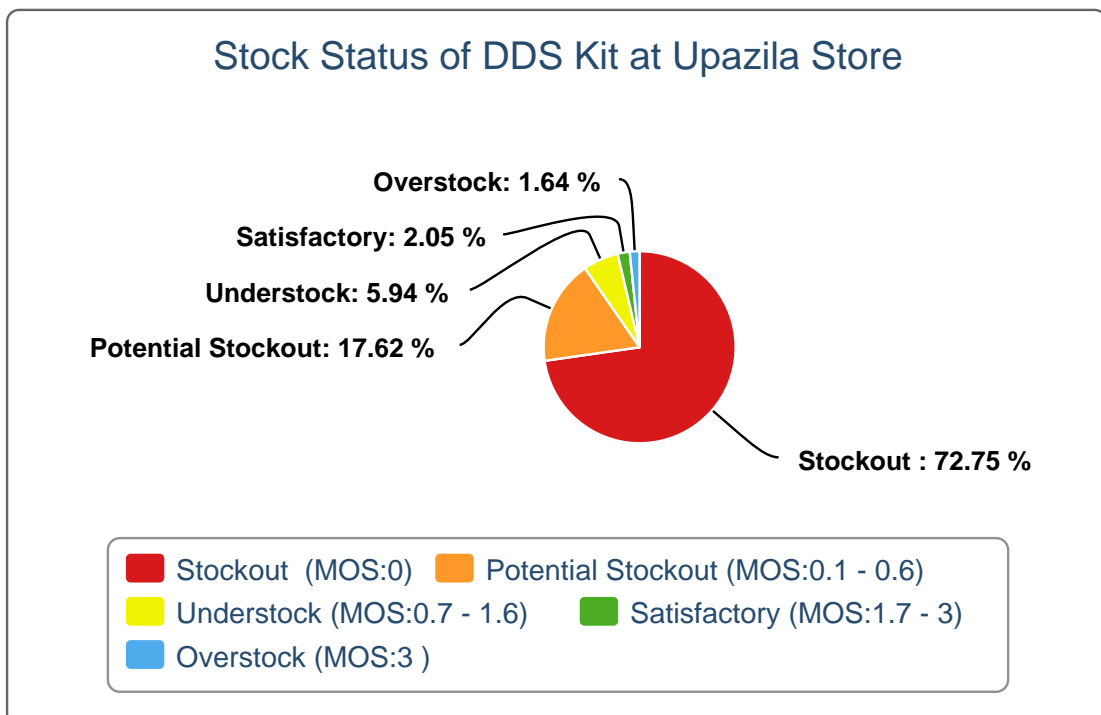
5(h).



5(i).



5(j).



6(a). Contraceptive Stock Status by Product at Regional Warehouses

SL	WH Name	Condom			Shukhi			IUD			Injectables			Implant		
		CBL	AMD	MOS	CBL	AMD	MOS	CBL	AMD	MOS	CBL	AMD	MOS	CBL	AMD	MOS
1	Bandarbon RWH	132,000	30,959	4.3	51,840	22,818	2.3	850	140	6.1	7,000	3,812	1.8	352	144	2.4
2	Bhola RWH	1,224,000	157,207	7.8	1,188,000	104,825	11.3	2,150	388	5.5	120,000	44,958	2.7	2,367	540	4.4
3	Bogra RWH	6,737,000	656,079	10.3	11,579,040	463,356	25.0	950	975	1.0	93,200	41,891	2.2	6,040	2,271	2.7
4	Chittagong RWH	36,623,600	612,891	59.8	5,170,560	402,344	12.9	3,750	1,671	2.2	193,700	67,853	2.9	10,531	2,579	4.1
5	Comilla RWH	912,000	838,836	1.1	1,334,880	440,287	3.0	3,350	1,683	2.0	158,000	83,781	1.9	4,450	1,525	2.9
6	Dhaka CWH	12,708,000	2,010,815	6.3	934,560	943,773	1.0	492,600	3,557	138.5	14,594,400	125,800	116.0	37,726	3,656	10.3
7	Dinajpur RWH	1,158,000	222,724	5.2	1,002,240	363,574	2.8	1,750	650	2.7	89,000	44,244	2.0	5,804	1,878	3.1
8	Faridpur RWH	579,000	734,473	0.8	780,480	511,364	1.5	3,650	1,530	2.4	183,000	55,782	3.3	1,488	2,394	0.6
9	Jamalpur RWH	1,254,000	447,980	2.8	629,280	293,039	2.1	1,000	713	1.4	63,000	40,523	1.6	2,264	1,239	1.8
10	Jessore RWH	798,000	551,137	1.4	617,760	400,452	1.5	2,200	1,004	2.2	137,400	55,728	2.5	9,104	1,469	6.2
11	Khulna RWH	27,772,600	792,406	35.0	6,734,880	498,406	13.5	1,650	1,215	1.4	210,500	53,295	3.9	6,177	1,764	3.5
12	Kushtia RWH	771,000	389,522	2.0	1,134,720	207,982	5.5	1,346	333	4.0	125,800	39,379	3.2	2,832	685	4.1
13	Mymensingh RWH	2,463,000	886,508	2.8	2,574,720	884,894	2.9	5,000	1,432	3.5	181,500	60,616	3.0	9,132	2,569	3.6
14	Noakhali RWH	1,440,000	376,876	3.8	1,029,600	203,749	5.1	2,250	958	2.3	88,800	49,964	1.8	2,050	1,159	1.8
15	Pabna RWH	702,000	593,752	1.2	2,057,760	381,142	5.4	2,500	1,128	2.2	160,000	54,076	3.0	1,750	894	2.0
16	Patuakhali RWH	1,131,000	131,557	8.6	273,600	161,573	1.7	1,750	555	3.2	198,500	29,717	6.7	4,900	899	5.5
17	Rajshahi RWH	1,326,000	809,818	1.6	3,712,320	355,435	10.4	2,131	638	3.3	207,500	46,998	4.4	6,491	1,506	4.3
18	Rangamati RWH	7,200	60,478	0.1	21,960	38,383	0.6	114	102	1.1	4,000	3,638	1.1	278	265	1.0
19	Rangpur RWH	1,800,000	641,251	2.8	3,264,480	828,001	3.9	5,200	1,926	2.7	188,000	119,313	1.6	9,992	3,497	2.9
20	Sylhet RWH	882,000	797,312	1.1	907,200	437,880	2.1	3,200	919	3.5	196,000	51,969	3.8	5,539	1,731	3.2
21	Tangail RWH	1,689,000	464,616	3.6	465,120	331,302	1.4	2,750	552	5.0	102,000	30,556	3.3	4,868	885	5.5

6(b). Contraceptive Stock Status by Product at Upazila

SL	Warehouse Name	Upazila Name	Condom			Shukhi			IUD			Injectables			Implant		
			CBL	AMD	MOS	CBL	AMD	MOS	CBL	AMD	MOS	CBL	AMD	MOS	CBL	AMD	MOS
1	Bandarbon RWH	Alikadam	20,700	3,464	6.0	18,270	1,639	11.1	87	17	5.1	3,850	953	4.0	111	15	7.4
2	Bandarbon RWH	Bandarban Sadar	16,700	4,634	3.6	11,965	4,255	2.8	57	28	2.0	2,643	884	3.0	54	24	2.3
3	Bandarbon RWH	Lama	33,300	6,639	5.0	21,852	5,371	4.1	55	37	1.5	3,544	866	4.1	138	19	7.3
4	Bandarbon RWH	Naikhongchhari	17,200	6,735	2.6	18,255	6,509	2.8	80	22	3.6	2,788	683	4.1	71	15	4.7
5	Bandarbon RWH	Rowangchhari	13,600	2,427	5.6	12,765	1,669	7.6	131	8	16.4	1,576	206	7.7	96	16	6.0
6	Bandarbon RWH	Ruma	17,100	4,769	3.6	11,450	1,447	7.9	88	12	7.3	1,258	94	13.4	58	10	5.8
7	Bandarbon RWH	Thanchi	16,400	2,291	7.2	10,889	1,928	5.6	27	16	1.7	1,409	126	11.2	31	45	0.7
8	Bhola RWH	Bhola Sadar	41,700	19,626	2.1	22,665	15,790	1.4	253	88	2.9	12,390	7,554	1.6	0	147	0.0
9	Bhola RWH	Burhanuddin	17,300	7,534	2.3	21,405	10,480	2.0	100	29	3.4	5,755	2,701	2.1	0	54	0.0
10	Bhola RWH	Char Fasson	77,895	38,661	2.0	43,143	18,916	2.3	150	70	2.1	16,806	8,510	2.0	128	120	1.1
11	Bhola RWH	Daulat Khan	35,200	14,432	2.4	16,695	9,080	1.8	105	20	5.3	8,500	4,207	2.0	64	26	2.5
12	Bhola RWH	Hizla	25,300	11,040	2.3	14,167	6,608	2.1	72	26	2.8	5,320	2,414	2.2	164	9	18.2
13	Bhola RWH	Lalmohan	41,900	20,500	2.0	28,800	15,424	1.9	160	50	3.2	14,000	7,093	2.0	65	57	1.1
14	Bhola RWH	Manpura	22,000	7,892	2.8	7,320	3,045	2.4	50	14	3.6	4,693	2,026	2.3	76	32	2.4
15	Bhola RWH	Mehendiganj	33,600	16,916	2.0	26,895	12,833	2.1	60	37	1.6	10,610	5,082	2.1	0	49	0.0
16	Bhola RWH	Muladi	29,700	10,963	2.7	15,306	7,213	2.1	31	30	1.0	4,552	2,298	2.0	272	16	17.0
17	Bhola RWH	Tazumuddin	26,000	9,643	2.7	9,965	5,436	1.8	25	24	1.0	5,834	3,073	1.9	128	30	4.3
18	Bogra RWH	Adamdighi	65,300	15,176	4.3	44,085	9,968	4.4	75	36	2.1	2,077	624	3.3	0	35	0.0
19	Bogra RWH	Akkelpur	65,300	7,452	8.8	50,785	7,881	6.4	95	12	7.9	2,595	643	4.0	0	92	0.0
20	Bogra RWH	Atrai	104,100	16,962	6.1	49,640	14,456	3.4	63	10	6.3	1,884	572	3.3	0	12	0.0
21	Bogra RWH	Badalgachhi	47,900	17,349	2.8	48,560	15,870	3.1	93	19	4.9	7,142	2,311	3.1	0	47	0.0
22	Bogra RWH	Bogra Sadar	38,000	94,753	0.4	8,935	22,333	0.4	66	113	0.6	954	3,177	0.3	12	251	0.0
23	Bogra RWH	Dhamoirhat	419,584	12,813	32.7	472,583	10,824	43.7	90	12	7.5	4,130	1,341	3.1	64	27	2.4
24	Bogra RWH	Dhunat	83,700	31,080	2.7	100,825	21,988	4.6	192	42	4.6	8,650	2,541	3.4	128	118	1.1
25	Bogra RWH	Dhupchanchia	499,200	9,827	50.8	66,240	9,820	6.7	27	13	2.1	1,037	936	1.1	128	94	1.4

SL	Warehouse Name	Upazila Name	Condom			Shukhi			IUD			Injectables			Implant		
			CBL	AMD	MOS	CBL	AMD	MOS	CBL	AMD	MOS	CBL	AMD	MOS	CBL	AMD	MOS
26	Bogra RWH	Gabtali	69,600	38,568	1.8	38,970	19,161	2.0	54	16	3.4	5,884	3,272	1.8	0	117	0.0
27	Bogra RWH	Ghoraghat	80,600	7,155	11.3	47,070	8,252	5.7	90	24	3.8	1,957	550	3.6	128	27	4.7
28	Bogra RWH	Hakimpur	36,790	11,950	3.1	42,384	7,241	5.9	109	12	9.1	2,492	630	4.0	0	44	0.0
29	Bogra RWH	Joypurhat Sadar	63,000	31,715	2.0	52,065	17,501	3.0	135	67	2.0	6,100	1,991	3.1	289	75	3.9
30	Bogra RWH	Kahaloo	25,400	19,944	1.3	16,560	12,775	1.3	81	32	2.5	917	912	1.0	0	127	0.0
31	Bogra RWH	Kalai	47,000	9,140	5.1	389,670	9,028	43.2	142	17	8.4	2,589	680	3.8	64	32	2.0
32	Bogra RWH	Khetlal	39,400	7,139	5.5	33,150	5,113	6.5	66	24	2.8	1,667	296	5.6	0	29	0.0
33	Bogra RWH	Mahadebpur	77,800	15,894	4.9	96,660	21,056	4.6	76	24	3.2	3,676	1,283	2.9	0	54	0.0
34	Bogra RWH	Manda	75,000	18,017	4.2	113,040	32,488	3.5	150	106	1.4	9,070	2,270	4.0	0	111	0.0
35	Bogra RWH	Nandigram	43,500	12,211	3.6	57,885	16,235	3.6	3	35	0.1	1,623	492	3.3	128	42	3.0
36	Bogra RWH	Naogaon Sadar	70,500	40,231	1.8	55,425	28,421	2.0	68	40	1.7	5,468	2,405	2.3	0	106	0.0
37	Bogra RWH	Niamatpur	62,200	11,922	5.2	68,930	15,289	4.5	65	20	3.3	4,909	960	5.1	192	56	3.4
38	Bogra RWH	Panchbibi	56,100	16,278	3.4	37,530	9,724	3.9	124	26	4.8	2,899	592	4.9	384	109	3.5
39	Bogra RWH	Patnitala	149,400	9,469	15.8	399,540	10,285	38.8	72	17	4.2	2,773	485	5.7	0	70	0.0
40	Bogra RWH	Porsha	64,500	10,964	5.9	49,095	10,866	4.5	77	10	7.7	2,452	562	4.4	128	20	6.4
41	Bogra RWH	Raninagar	18,200	19,026	1.0	17,715	16,238	1.1	10	18	0.6	864	788	1.1	0	36	0.0
42	Bogra RWH	Sapahar	41,100	11,346	3.6	35,955	11,516	3.1	54	6	9.0	3,090	909	3.4	128	43	3.0
43	Bogra RWH	Sariakandi	72,600	16,181	4.5	44,025	10,144	4.3	139	51	2.7	4,840	1,655	2.9	0	127	0.0
44	Bogra RWH	Shajahanpur	94,900	55,926	1.7	73,605	19,381	3.8	147	36	4.1	5,747	1,410	4.1	0	109	0.0
45	Bogra RWH	Sherpur	103,900	34,919	3.0	230,026	22,602	10.2	280	53	5.3	6,113	2,185	2.8	0	84	0.0
46	Bogra RWH	Shibganj	78,400	31,943	2.5	144,735	28,022	5.2	80	35	2.3	7,200	4,100	1.8	0	94	0.0
47	Bogra RWH	Sonatola	49,200	20,729	2.4	67,215	18,878	3.6	200	49	4.1	3,677	1,319	2.8	0	83	0.0
48	Chittagong RWH	Anowara	42,100	15,498	2.7	44,805	13,332	3.4	148	50	3.0	2,040	967	2.1	81	82	1.0
49	Chittagong RWH	Banshkhali	86,100	25,615	3.4	46,285	19,058	2.4	88	37	2.4	5,233	2,576	2.0	100	125	0.8
50	Chittagong RWH	Boalkhali	76,400	8,370	9.1	87,069	11,179	7.8	146	43	3.4	2,207	563	3.9	500	97	5.2

SL	Warehouse Name	Upazila Name	Condom			Shukhi			IUD			Injectables			Implant		
			CBL	AMD	MOS	CBL	AMD	MOS	CBL	AMD	MOS	CBL	AMD	MOS	CBL	AMD	MOS
51	Chittagong RWH	Chakaria	67,500	22,315	3.0	47,565	21,871	2.2	159	87	1.8	10,451	5,183	2.0	442	83	5.3
52	Chittagong RWH	Chandanaish	34,000	13,245	2.6	41,850	12,180	3.4	168	56	3.0	2,013	934	2.2	520	73	7.1
53	Chittagong RWH	Cox's Bazar Sadar	80,400	30,104	2.7	144,660	16,802	8.6	102	38	2.7	7,107	3,973	1.8	172	47	3.7
54	Chittagong RWH	Dighinala	29,000	12,620	2.3	30,685	7,536	4.1	72	13	5.5	2,560	1,255	2.0	20	16	1.3
55	Chittagong RWH	Double Mooring	145,670	68,539	2.1	45,687	16,917	2.7	247	170	1.5	13,241	6,240	2.1	521	305	1.7
56	Chittagong RWH	Fatikchhari	105,800	36,375	2.9	278,835	20,653	13.5	143	62	2.3	6,055	3,083	2.0	448	201	2.2
57	Chittagong RWH	Hathazari	116,600	40,734	2.9	71,880	19,272	3.7	91	42	2.2	3,143	1,402	2.2	384	73	5.3
58	Chittagong RWH	Khagrachhari Sadar	29,700	7,553	3.9	19,620	6,985	2.8	100	37	2.7	1,999	1,015	2.0	100	50	2.0
59	Chittagong RWH	Kutubdia	36,800	5,021	7.3	40,102	5,392	7.4	43	16	2.7	6,972	1,569	4.4	256	59	4.3
60	Chittagong RWH	Lakshmichhari	14,300	2,226	6.4	21,720	2,739	7.9	58	16	3.6	685	171	4.0	5	7	0.7
61	Chittagong RWH	Lohagara	193,000	11,587	16.7	35,085	11,242	3.1	70	29	2.4	3,220	1,623	2.0	14	94	0.1
62	Chittagong RWH	Mahalchhari	16,400	4,660	3.5	17,492	4,283	4.1	36	11	3.3	1,554	448	3.5	50	7	7.1
63	Chittagong RWH	Maheshkhali	29,900	8,994	3.3	94,485	20,460	4.6	117	68	1.7	4,521	2,494	1.8	200	113	1.8
64	Chittagong RWH	Manikchhari	13,300	2,294	5.8	10,065	2,061	4.9	19	2	9.5	1,762	574	3.1	70	11	6.4
65	Chittagong RWH	Matiranga	59,500	12,209	4.9	45,870	8,261	5.6	60	18	3.3	2,725	1,159	2.4	50	14	3.6
66	Chittagong RWH	Mirsharai	31,600	16,165	2.0	38,730	15,497	2.5	157	76	2.1	5,893	2,870	2.1	100	119	0.8
67	Chittagong RWH	Panchhari	20,100	4,937	4.1	16,050	5,378	3.0	25	9	2.8	1,250	360	3.5	24	14	1.7
68	Chittagong RWH	Panchlaish	115,000	75,116	1.5	28,895	13,634	2.1	226	171	1.3	8,984	5,031	1.8	350	203	1.7
69	Chittagong RWH	Patiya	78,600	25,429	3.1	69,360	22,154	3.1	385	155	2.5	5,020	2,628	1.9	240	175	1.4
70	Chittagong RWH	Pekua	27,700	4,356	6.4	28,770	6,317	4.6	43	15	2.9	3,412	1,554	2.2	164	47	3.5
71	Chittagong RWH	Ramgarh	20,500	3,856	5.3	23,229	3,910	5.9	35	3	11.7	789	292	2.7	14	13	1.1
72	Chittagong RWH	Ramu	43,800	13,189	3.3	39,150	12,910	3.0	80	22	3.6	7,143	3,678	1.9	200	65	3.1
73	Chittagong RWH	Rangunia	78,200	28,435	2.8	37,710	14,986	2.5	132	81	1.6	3,637	1,915	1.9	100	73	1.4
74	Chittagong RWH	Raozan	81,000	31,819	2.5	40,200	16,387	2.5	198	74	2.7	2,712	1,356	2.0	200	57	3.5
75	Chittagong RWH	Sandwip	31,966	10,007	3.2	11,553	14,152	0.8	329	64	5.1	1,234	2,197	0.6	28	60	0.5

SL	Warehouse Name	Upazila Name	Condom			Shukhi			IUD			Injectables			Implant		
			CBL	AMD	MOS	CBL	AMD	MOS	CBL	AMD	MOS	CBL	AMD	MOS	CBL	AMD	MOS
76	Chittagong RWH	Satkania	42,000	12,787	3.3	45,045	11,649	3.9	134	64	2.1	2,702	1,406	1.9	100	80	1.3
77	Chittagong RWH	Sitakunda	61,500	30,556	2.0	38,915	17,470	2.2	141	74	1.9	4,180	2,139	2.0	266	110	2.4
78	Chittagong RWH	Teknaf	87,800	23,859	3.7	67,680	21,647	3.1	232	64	3.6	17,800	5,931	3.0	310	22	14.1
79	Chittagong RWH	Ukhia	12,000	4,421	2.7	14,505	6,030	2.4	45	4	11.3	2,901	1,267	2.3	0	84	0.0
80	Comilla RWH	Akhaura	74,800	10,590	7.1	50,865	6,811	7.5	196	15	13.1	3,152	1,022	3.1	103	45	2.3
81	Comilla RWH	Ashuganj	115,900	15,127	7.7	42,935	6,035	7.1	192	40	4.8	3,837	974	3.9	86	33	2.6
82	Comilla RWH	Banchhampur	176,300	26,444	6.7	95,790	10,539	9.1	178	60	3.0	8,836	3,063	2.9	300	52	5.8
83	Comilla RWH	Barura	284,100	34,620	8.2	97,043	22,167	4.4	104	49	2.1	159	3,836	0.0	150	29	5.2
84	Comilla RWH	Bijoyagar	324,700	18,561	17.5	79,500	10,916	7.3	152	26	5.8	6,145	2,025	3.0	100	15	6.7
85	Comilla RWH	Brahman Para	30,200	11,882	2.5	19,410	9,459	2.1	97	27	3.6	2,464	1,031	2.4	50	40	1.3
86	Comilla RWH	Brahmanbaria Sadar	341,500	53,456	6.4	109,650	15,710	7.0	278	87	3.2	9,427	3,669	2.6	50	79	0.6
87	Comilla RWH	Burichang	212,800	43,018	4.9	62,280	22,889	2.7	250	67	3.7	5,479	2,599	2.1	300	89	3.4
88	Comilla RWH	Chandina	214,889	28,489	7.5	127,230	15,770	8.1	196	43	4.6	6,749	3,011	2.2	500	24	20.8
89	Comilla RWH	Chandpur Sadar	66,400	18,676	3.6	32,250	16,512	2.0	245	76	3.2	3,527	3,196	1.1	100	77	1.3
90	Comilla RWH	Chauddagam	221,300	23,213	9.5	134,100	21,643	6.2	316	68	4.6	11,983	4,369	2.7	200	69	2.9
91	Comilla RWH	Comilla Adarsha Sadar	248,100	52,463	4.7	132,450	19,425	6.8	415	153	2.7	6,453	4,056	1.6	420	149	2.8
92	Comilla RWH	Comilla Sadar Dakshin	194,900	22,765	8.6	123,880	19,571	6.3	257	49	5.2	8,090	3,127	2.6	400	38	10.5
93	Comilla RWH	Daudkandi	281,100	27,597	10.2	93,135	13,774	6.8	331	100	3.3	6,077	2,536	2.4	0	44	0.0
94	Comilla RWH	Debidwar	313,800	24,960	12.6	89,175	20,716	4.3	369	147	2.5	5,379	3,440	1.6	300	30	10.0
95	Comilla RWH	Faridganj	274,500	21,334	12.9	135,639	14,057	9.6	409	43	9.5	9,296	3,068	3.0	400	68	5.9
96	Comilla RWH	Haim Char	22,400	3,062	7.3	28,065	4,831	5.8	180	9	20.0	1,926	797	2.4	50	15	3.3
97	Comilla RWH	Hajiganj	115,400	11,046	10.4	97,905	10,330	9.5	443	37	12.0	3,413	2,368	1.4	100	31	3.2
98	Comilla RWH	Homna	160,000	29,895	5.4	53,520	8,462	6.3	48	31	1.5	3,988	1,654	2.4	100	13	7.7
99	Comilla RWH	Kachua	212,600	23,593	9.0	85,695	14,694	5.8	99	66	1.5	28	4,164	0.0	0	62	0.0
100	Comilla RWH	Kasba	274,800	47,129	5.8	73,575	16,919	4.3	261	25	10.4	5,556	1,709	3.3	0	33	0.0

SL	Warehouse Name	Upazila Name	Condom			Shukhi			IUD			Injectables			Implant		
			CBL	AMD	MOS	CBL	AMD	MOS	CBL	AMD	MOS	CBL	AMD	MOS	CBL	AMD	MOS
101	Comilla RWH	Laksam	148,527	12,979	11.4	69,236	9,067	7.6	142	67	2.1	4,300	1,915	2.2	211	27	7.8
102	Comilla RWH	Manoharganj	168,700	14,760	11.4	58,205	10,480	5.6	392	16	24.5	5,878	1,738	3.4	200	25	8.0
103	Comilla RWH	Matlab Dakshin	246,000	13,409	18.3	71,025	7,656	9.3	782	33	23.7	9,425	2,575	3.7	950	40	23.8
104	Comilla RWH	Matlab Uttar	144,300	20,096	7.2	88,490	15,470	5.7	600	39	15.4	15,602	2,119	7.4	400	64	6.3
105	Comilla RWH	Meghna	111,300	6,574	16.9	30,850	4,393	7.0	73	8	9.1	2,219	1,037	2.1	30	7	4.3
106	Comilla RWH	Muradnagar	471,400	64,063	7.4	166,620	27,248	6.1	492	108	4.6	13,348	5,071	2.6	500	101	5.0
107	Comilla RWH	Nabinagar	459,500	52,187	8.8	130,575	16,664	7.8	632	50	12.6	9,912	3,139	3.2	350	35	10.0
108	Comilla RWH	Nangalkot	156,300	35,317	4.4	48,705	11,541	4.2	143	47	3.0	15,773	2,859	5.5	100	49	2.0
109	Comilla RWH	Nasirnagar	175,700	20,717	8.5	69,750	13,506	5.2	140	24	5.8	3,746	1,654	2.3	336	29	11.6
110	Comilla RWH	Sarail	366,800	30,614	12.0	129,690	11,576	11.2	187	30	6.2	5,388	2,211	2.4	100	64	1.6
111	Comilla RWH	Shahrasti	56,600	4,310	13.1	39,885	6,869	5.8	143	21	6.8	4,267	2,544	1.7	100	21	4.8
112	Comilla RWH	Titas	120,000	15,890	7.6	82,603	4,587	18.0	139	22	6.3	7,250	1,205	6.0	50	28	1.8
113	Dhaka CWH	Araihazar	25,100	16,258	1.5	47,741	22,585	2.1	156	102	1.5	5,350	3,786	1.4	244	93	2.6
114	Dhaka CWH	Bandar	109,700	55,775	2.0	38,715	19,683	2.0	109	56	1.9	3,534	2,322	1.5	220	72	3.1
115	Dhaka CWH	Belabo	35,700	17,039	2.1	26,550	12,466	2.1	108	24	4.5	2,979	1,606	1.9	0	46	0.0
116	Dhaka CWH	Daulatpur	36,700	13,697	2.7	26,085	11,921	2.2	243	16	15.2	2,904	1,313	2.2	193	31	6.2
117	Dhaka CWH	Dhamrai	50,800	31,611	1.6	119,400	30,114	4.0	383	142	2.7	3,570	1,982	1.8	0	77	0.0
118	Dhaka CWH	Dohar	46,852	16,374	2.9	20,583	7,593	2.7	378	18	21.0	1,017	746	1.4	0	61	0.0
119	Dhaka CWH	Gazaria	18,200	9,827	1.9	29,810	7,256	4.1	181	17	10.6	1,754	764	2.3	100	11	9.1
120	Dhaka CWH	Gazipur Sadar	186,000	92,389	2.0	86,640	39,453	2.2	405	171	2.4	5,811	3,328	1.7	0	133	0.0
121	Dhaka CWH	Ghior	147,100	25,207	5.8	217,810	10,586	20.6	131	24	5.5	2,422	1,195	2.0	0	33	0.0
122	Dhaka CWH	Harirampur	41,800	17,072	2.4	14,130	6,438	2.2	67	18	3.7	1,988	751	2.6	0	27	0.0
123	Dhaka CWH	Kaliakair	52,200	25,226	2.1	46,785	22,658	2.1	67	35	1.9	1,937	985	2.0	264	118	2.2
124	Dhaka CWH	Kaliganj	78,500	37,961	2.1	40,200	19,028	2.1	47	74	0.6	2,357	1,275	1.8	0	19	0.0
125	Dhaka CWH	Kapasia	51,800	26,755	1.9	216,335	20,558	10.5	145	61	2.4	2,179	1,135	1.9	0	26	0.0

SL	Warehouse Name	Upazila Name	Condom			Shukhi			IUD			Injectables			Implant		
			CBL	AMD	MOS	CBL	AMD	MOS	CBL	AMD	MOS	CBL	AMD	MOS	CBL	AMD	MOS
126	Dhaka CWH	Keraniganj	119,158	58,961	2.0	310,609	31,369	9.9	379	149	2.5	8,014	4,622	1.7	1,136	135	8.4
127	Dhaka CWH	Lohajang	70,400	22,072	3.2	32,010	10,643	3.0	42	40	1.1	3,022	1,015	3.0	0	32	0.0
128	Dhaka CWH	Manikganj Sadar	96,100	46,235	2.1	42,300	16,534	2.6	236	43	5.5	5,725	2,500	2.3	0	95	0.0
129	Dhaka CWH	Manohardi	63,600	30,592	2.1	607,843	16,367	37.1	178	96	1.9	5,192	2,594	2.0	320	20	16.0
130	Dhaka CWH	Mirpur	16,800	229,277	0.1	120,600	53,337	2.3	767	615	1.2	29,561	15,328	1.9	150	382	0.4
131	Dhaka CWH	Munshiganj Sadar	82,100	38,658	2.1	47,505	18,966	2.5	175	51	3.4	4,291	2,026	2.1	0	91	0.0
132	Dhaka CWH	Narayanganj Sadar	283,600	133,226	2.1	116,745	55,440	2.1	289	157	1.8	20,068	10,250	2.0	600	205	2.9
133	Dhaka CWH	Narsingdi Sadar	176,335	81,085	2.2	654,414	51,409	12.7	262	104	2.5	21,510	9,496	2.3	2,080	114	18.2
134	Dhaka CWH	Nawabganj	94,400	23,643	4.0	54,420	14,453	3.8	115	34	3.4	1,555	896	1.7	0	55	0.0
135	Dhaka CWH	Palash	29,700	12,646	2.3	23,610	11,914	2.0	135	32	4.2	3,170	1,594	2.0	200	47	4.3
136	Dhaka CWH	Roypura	172,500	75,744	2.3	55,200	24,958	2.2	295	110	2.7	7,984	4,763	1.7	192	20	9.6
137	Dhaka CWH	Rupganj	48,677	46,552	1.0	50,230	34,877	1.4	251	101	2.5	6,859	3,684	1.9	0	63	0.0
138	Dhaka CWH	Saturia	46,000	10,701	4.3	38,385	9,291	4.1	70	34	2.1	4,044	903	4.5	300	25	12.0
139	Dhaka CWH	Savar	173,200	88,111	2.0	84,225	37,666	2.2	300	102	2.9	6,188	3,092	2.0	400	99	4.0
140	Dhaka CWH	Serajdikhan	76,500	28,843	2.7	36,145	19,625	1.8	154	54	2.9	3,019	1,745	1.7	600	56	10.7
141	Dhaka CWH	Shibalaya	93,136	21,441	4.3	105,723	7,918	13.4	123	22	5.6	3,682	1,758	2.1	500	58	8.6
142	Dhaka CWH	Shibpur	38,000	31,429	1.2	71,559	22,499	3.2	168	78	2.2	4,250	2,644	1.6	0	85	0.0
143	Dhaka CWH	Singair	123,300	29,687	4.2	57,940	15,008	3.9	92	40	2.3	2,574	1,276	2.0	0	52	0.0
144	Dhaka CWH	Sonargaon	108,199	31,523	3.4	57,270	23,639	2.4	206	81	2.5	7,074	3,414	2.1	0	102	0.0
145	Dhaka CWH	Sreenagar	169,480	40,422	4.2	49,855	23,287	2.1	249	80	3.1	2,916	1,682	1.7	0	57	0.0
146	Dhaka CWH	Sreepur	93,200	47,444	2.0	532,512	32,651	16.3	182	56	3.3	4,415	2,410	1.8	0	151	0.0
147	Dhaka CWH	Tejgaon	811,500	409,545	2.0	666,085	153,234	4.3	1,400	575	2.4	51,510	24,139	2.1	1,020	777	1.3
148	Dhaka CWH	Tongi	195,100	73,260	2.7	145,740	19,401	7.5	220	123	1.8	4,260	2,207	1.9	270	160	1.7
149	Dhaka CWH	Tongibari	35,300	14,527	2.4	23,100	8,948	2.6	122	22	5.5	1,041	574	1.8	172	28	6.1
150	Dinajpur RWH	Atwari	23,900	10,496	2.3	74,177	12,983	5.7	64	20	3.2	3,758	1,207	3.1	0	31	0.0

SL	Warehouse Name	Upazila Name	Condom			Shukhi			IUD			Injectables			Implant		
			CBL	AMD	MOS	CBL	AMD	MOS	CBL	AMD	MOS	CBL	AMD	MOS	CBL	AMD	MOS
151	Dinajpur RWH	Baliadangi	28,100	4,195	6.7	66,945	12,782	5.2	57	7	8.1	2,977	2,917	1.0	0	24	0.0
152	Dinajpur RWH	Biral	32,200	11,025	2.9	78,840	16,838	4.7	69	24	2.9	3,291	1,542	2.1	0	100	0.0
153	Dinajpur RWH	Birampur	19,900	7,757	2.6	78,105	7,615	10.3	100	35	2.9	3,795	402	9.4	0	60	0.0
154	Dinajpur RWH	Birganj	41,700	9,913	4.2	62,700	26,012	2.4	159	27	5.9	2,842	2,009	1.4	0	197	0.0
155	Dinajpur RWH	Bochaganj	18,500	6,570	2.8	38,082	13,561	2.8	102	24	4.3	2,005	1,001	2.0	0	30	0.0
156	Dinajpur RWH	Boda	24,200	8,009	3.0	49,875	18,564	2.7	103	34	3.0	2,716	2,446	1.1	0	142	0.0
157	Dinajpur RWH	Chirirbandar	31,600	6,040	5.2	74,820	17,890	4.2	52	20	2.6	2,168	1,481	1.5	0	64	0.0
158	Dinajpur RWH	Debiganj	22,200	14,309	1.6	40,755	29,396	1.4	30	46	0.7	3,300	3,788	0.9	0	106	0.0
159	Dinajpur RWH	Dinajpur Sadar	52,200	33,664	1.6	50,460	24,056	2.1	42	49	0.9	4,741	4,445	1.1	0	131	0.0
160	Dinajpur RWH	Fulbari	19,400	5,960	3.3	78,360	8,676	9.0	59	20	3.0	2,783	403	6.9	0	39	0.0
161	Dinajpur RWH	Haripur	20,600	5,516	3.7	35,700	10,917	3.3	4	9	0.4	3,259	1,518	2.1	0	25	0.0
162	Dinajpur RWH	Kaharole	16,200	4,062	4.0	52,074	9,836	5.3	82	13	6.3	2,806	940	3.0	0	65	0.0
163	Dinajpur RWH	Khansama	23,600	4,492	5.3	38,895	15,029	2.6	22	13	1.7	1,491	1,479	1.0	0	106	0.0
164	Dinajpur RWH	Nawabganj	29,100	10,912	2.7	58,200	15,677	3.7	76	21	3.6	4,272	1,681	2.5	128	60	2.1
165	Dinajpur RWH	Panchagarh Sadar	19,500	10,824	1.8	46,035	20,302	2.3	37	29	1.3	4,100	3,108	1.3	0	85	0.0
166	Dinajpur RWH	Parbatipur	53,300	28,891	1.8	64,778	27,232	2.4	293	135	2.2	4,765	3,429	1.4	128	105	1.2
167	Dinajpur RWH	Pirganj	22,000	7,460	2.9	52,365	16,984	3.1	100	17	5.9	4,363	2,213	2.0	129	74	1.7
168	Dinajpur RWH	Ranisankail	20,600	5,887	3.5	34,695	15,348	2.3	70	9	7.8	3,450	1,735	2.0	0	101	0.0
169	Dinajpur RWH	Tentulia	44,300	6,727	6.6	57,297	9,399	6.1	117	35	3.3	2,421	607	4.0	164	26	6.3
170	Dinajpur RWH	Thakurgaon Sadar	69,100	20,015	3.5	150,840	34,477	4.4	240	63	3.8	14,500	5,893	2.5	0	307	0.0
171	Faridpur RWH	Agailjhara	21,810	9,869	2.2	20,617	9,844	2.1	76	21	3.6	2,037	658	3.1	0	51	0.0
172	Faridpur RWH	Alfadanga	41,020	21,424	1.9	21,004	7,286	2.9	252	18	14.0	2,147	814	2.6	0	14	0.0
173	Faridpur RWH	Babuganj	10,000	5,780	1.7	19,035	7,214	2.6	126	31	4.1	1,996	770	2.6	0	49	0.0
174	Faridpur RWH	Baliakandi	43,500	26,997	1.6	29,070	17,820	1.6	100	37	2.7	3,735	1,490	2.5	0	112	0.0
175	Faridpur RWH	Banari Para	18,200	6,022	3.0	23,807	8,671	2.7	83	25	3.3	2,764	631	4.4	192	50	3.8

SL	Warehouse Name	Upazila Name	Condom			Shukhi			IUD			Injectables			Implant		
			CBL	AMD	MOS	CBL	AMD	MOS	CBL	AMD	MOS	CBL	AMD	MOS	CBL	AMD	MOS
176	Faridpur RWH	Barisal Sadar (kotwali)	92,400	33,533	2.8	54,445	21,098	2.6	271	74	3.7	11,098	4,046	2.7	114	133	0.9
177	Faridpur RWH	Bhanga	53,900	24,279	2.2	51,115	16,032	3.2	254	53	4.8	5,125	865	5.9	128	29	4.4
178	Faridpur RWH	Bhedarganj	34,000	14,283	2.4	20,130	9,886	2.0	179	35	5.1	4,805	2,091	2.3	192	47	4.1
179	Faridpur RWH	Boalmari	89,000	29,115	3.1	51,100	15,969	3.2	248	37	6.7	6,028	1,670	3.6	256	44	5.8
180	Faridpur RWH	Char Bhadrasan	22,600	7,790	2.9	7,869	2,800	2.8	90	14	6.4	2,040	250	8.2	0	16	0.0
181	Faridpur RWH	Damudya	11,300	7,905	1.4	19,035	5,456	3.5	109	24	4.5	1,505	609	2.5	64	14	4.6
182	Faridpur RWH	Faridpur Sadar	101,300	55,106	1.8	44,480	21,745	2.0	115	63	1.8	7,567	3,560	2.1	0	106	0.0
183	Faridpur RWH	Gaurnadi	20,900	9,442	2.2	23,140	9,823	2.4	136	25	5.4	3,229	1,103	2.9	8	54	0.1
184	Faridpur RWH	Goalanda	48,000	24,068	2.0	13,965	7,035	2.0	152	18	8.4	3,999	1,737	2.3	128	76	1.7
185	Faridpur RWH	Gopalganj Sadar	71,700	34,523	2.1	40,460	17,382	2.3	210	69	3.0	3,977	1,476	2.7	305	48	6.4
186	Faridpur RWH	Gosairhat	33,800	14,219	2.4	22,200	9,680	2.3	154	84	1.8	3,259	1,110	2.9	320	25	12.8
187	Faridpur RWH	Jhalokati Sadar	34,400	10,966	3.1	31,575	9,939	3.2	51	49	1.0	3,832	1,034	3.7	0	107	0.0
188	Faridpur RWH	Kalkini	31,500	13,719	2.3	31,935	14,678	2.2	205	22	9.3	3,322	1,492	2.2	128	61	2.1
189	Faridpur RWH	Kashiani	47,400	27,756	1.7	67,910	17,725	3.8	278	28	9.9	7,396	1,503	4.9	0	49	0.0
190	Faridpur RWH	Kotalipara	64,500	10,059	6.4	43,545	16,186	2.7	89	13	6.8	2,375	748	3.2	0	52	0.0
191	Faridpur RWH	Madaripur Sadar	51,900	21,397	2.4	51,630	23,333	2.2	396	100	4.0	9,880	4,729	2.1	384	141	2.7
192	Faridpur RWH	Madhukhali	31,400	18,838	1.7	30,585	18,503	1.7	191	44	4.3	3,741	1,969	1.9	0	50	0.0
193	Faridpur RWH	Muksudpur	80,500	38,255	2.1	63,472	30,664	2.1	71	42	1.7	4,844	2,287	2.1	128	39	3.3
194	Faridpur RWH	Nagarkanda	42,300	20,327	2.1	28,825	13,298	2.2	158	36	4.4	2,479	758	3.3	128	38	3.4
195	Faridpur RWH	Naria	35,300	14,134	2.5	29,270	12,833	2.3	210	45	4.7	3,900	1,032	3.8	0	36	0.0
196	Faridpur RWH	Nesarabad (swarupkati)	22,900	9,568	2.4	25,530	11,652	2.2	76	27	2.8	3,615	1,032	3.5	0	44	0.0
197	Faridpur RWH	Pangsha	69,000	40,768	1.7	48,770	27,850	1.8	235	64	3.7	3,877	3,113	1.2	384	232	1.7
198	Faridpur RWH	Rajbari Sadar	32,500	33,866	1.0	32,550	16,598	2.0	359	138	2.6	5,922	2,663	2.2	256	215	1.2
199	Faridpur RWH	Rajoir	39,100	17,501	2.2	30,375	16,895	1.8	94	27	3.5	4,760	1,736	2.7	0	37	0.0
200	Faridpur RWH	Sadarpur	55,000	14,716	3.7	68,621	8,080	8.5	96	23	4.2	2,719	854	3.2	0	32	0.0

SL	Warehouse Name	Upazila Name	Condom			Shukhi			IUD			Injectables			Implant		
			CBL	AMD	MOS	CBL	AMD	MOS	CBL	AMD	MOS	CBL	AMD	MOS	CBL	AMD	MOS
201	Faridpur RWH	Saltha	27,100	14,235	1.9	20,970	9,736	2.2	54	56	1.0	1,684	727	2.3	64	69	0.9
202	Faridpur RWH	Shariatpur Sadar	28,700	16,182	1.8	28,316	9,194	3.1	35	59	0.6	4,085	1,386	2.9	448	31	14.5
203	Faridpur RWH	Shib Char	51,000	34,251	1.5	31,680	27,156	1.2	375	36	10.4	6,700	2,811	2.4	0	96	0.0
204	Faridpur RWH	Tungipara	31,300	19,328	1.6	29,370	12,317	2.4	56	17	3.3	2,696	748	3.6	0	38	0.0
205	Faridpur RWH	Wazirpur	31,400	14,607	2.1	32,730	15,592	2.1	173	23	7.5	2,955	1,162	2.5	128	106	1.2
206	Faridpur RWH	Zanjira	39,000	19,645	2.0	25,905	11,394	2.3	57	53	1.1	2,493	1,118	2.2	128	53	2.4
207	Jamalpur RWH	Bakshiganj	42,600	17,158	2.5	33,840	12,666	2.7	35	39	0.9	2,360	1,043	2.3	384	64	6.0
208	Jamalpur RWH	Char Rajibpur	102,200	47,080	2.2	25,762	7,034	3.7	100	9	11.1	2,696	1,513	1.8	192	32	6.0
209	Jamalpur RWH	Dewanganj	63,000	31,891	2.0	43,185	17,927	2.4	89	57	1.6	7,471	3,832	1.9	100	68	1.5
210	Jamalpur RWH	Islampur	72,000	40,132	1.8	47,449	26,778	1.8	126	70	1.8	5,720	2,899	2.0	86	99	0.9
211	Jamalpur RWH	Jamalpur Sadar	117,700	60,720	1.9	92,203	45,128	2.0	155	127	1.2	11,891	5,628	2.1	912	217	4.2
212	Jamalpur RWH	Jhenaigati	87,900	14,506	6.1	126,480	16,297	7.8	78	10	7.8	2,639	1,402	1.9	64	78	0.8
213	Jamalpur RWH	Madarganj	97,900	22,444	4.4	65,445	17,243	3.8	115	89	1.3	2,500	1,343	1.9	520	82	6.3
214	Jamalpur RWH	Melandaha	234,400	29,660	7.9	180,060	22,221	8.1	130	53	2.5	6,250	3,169	2.0	200	38	5.3
215	Jamalpur RWH	Nakla	234,300	13,177	17.8	206,545	15,427	13.4	61	27	2.3	3,745	1,770	2.1	194	96	2.0
216	Jamalpur RWH	Nalitabari	91,100	24,103	3.8	71,385	20,606	3.5	76	24	3.2	3,427	1,683	2.0	384	97	4.0
217	Jamalpur RWH	Raumari	113,400	49,623	2.3	36,435	13,359	2.7	50	25	2.0	4,808	2,800	1.7	64	34	1.9
218	Jamalpur RWH	Sarishabari	147,900	31,001	4.8	115,725	23,368	5.0	175	72	2.4	4,316	2,044	2.1	0	90	0.0
219	Jamalpur RWH	Sherpur Sadar	134,800	45,239	3.0	91,930	37,607	2.4	196	96	2.0	17,905	9,517	1.9	678	150	4.5
220	Jamalpur RWH	Sreebardi	241,700	21,246	11.4	186,410	17,378	10.7	34	15	2.3	3,864	1,880	2.1	448	94	4.8
221	Jessore RWH	Abhaynagar	50,500	22,940	2.2	34,950	11,832	3.0	130	43	3.0	6,087	2,857	2.1	0	46	0.0
222	Jessore RWH	Bagher Para	66,800	35,107	1.9	32,710	15,264	2.1	173	51	3.4	4,270	1,891	2.3	128	67	1.9
223	Jessore RWH	Chaugachha	173,900	24,931	7.0	45,240	12,959	3.5	239	28	8.5	5,370	1,772	3.0	128	36	3.6
224	Jessore RWH	Harinakunda	29,300	8,716	3.4	73,195	16,266	4.5	58	27	2.1	2,435	1,149	2.1	64	84	0.8
225	Jessore RWH	Jessore Sadar	186,400	92,835	2.0	95,445	56,044	1.7	196	88	2.2	17,238	9,040	1.9	192	128	1.5

SL	Warehouse Name	Upazila Name	Condom			Shukhi			IUD			Injectables			Implant		
			CBL	AMD	MOS	CBL	AMD	MOS	CBL	AMD	MOS	CBL	AMD	MOS	CBL	AMD	MOS
226	Jessore RWH	Jhenaidah Sadar	142,400	36,013	4.0	107,820	30,554	3.5	327	132	2.5	12,800	4,028	3.2	108	160	0.7
227	Jessore RWH	Jhikargachha	52,500	20,670	2.5	26,760	14,422	1.9	140	42	3.3	1,000	2,596	0.4	10	52	0.2
228	Jessore RWH	Kalia	99,100	18,937	5.2	52,480	11,467	4.6	135	32	4.2	1,450	871	1.7	0	21	0.0
229	Jessore RWH	Kaliganj	106,800	20,345	5.2	36,135	17,386	2.1	290	20	14.5	4,441	1,487	3.0	154	22	7.0
230	Jessore RWH	Keshabpur	35,500	16,495	2.2	23,400	13,942	1.7	93	27	3.4	4,988	2,574	1.9	192	60	3.2
231	Jessore RWH	Kotchandpur	48,300	7,728	6.3	42,585	7,285	5.8	160	19	8.4	3,550	1,024	3.5	64	30	2.1
232	Jessore RWH	Lohagara	44,100	25,067	1.8	38,680	14,783	2.6	110	55	2.0	3,700	1,947	1.9	0	53	0.0
233	Jessore RWH	Magura Sadar	80,200	35,928	2.2	68,005	32,882	2.1	130	81	1.6	8,517	3,894	2.2	128	122	1.0
234	Jessore RWH	Maheshpur	175,800	28,154	6.2	84,375	17,264	4.9	174	45	3.9	6,800	3,549	1.9	128	47	2.7
235	Jessore RWH	Manirampur	63,300	31,080	2.0	52,230	27,119	1.9	310	123	2.5	14,070	6,597	2.1	256	74	3.5
236	Jessore RWH	Mohammadpur	33,400	7,315	4.6	24,070	11,346	2.1	156	26	6.0	1,979	996	2.0	90	68	1.3
237	Jessore RWH	Narail Sadar	61,000	30,841	2.0	55,720	20,800	2.7	253	45	5.6	4,692	2,281	2.1	0	68	0.0
238	Jessore RWH	Shailkupa	62,000	30,864	2.0	63,495	27,598	2.3	148	26	5.7	3,794	1,895	2.0	64	157	0.4
239	Jessore RWH	Shalikhha	14,460	6,003	2.4	28,173	8,547	3.3	57	20	2.9	1,309	572	2.3	64	39	1.6
240	Jessore RWH	Sharsha	77,000	37,203	2.1	38,565	19,988	1.9	124	46	2.7	8,011	3,676	2.2	0	65	0.0
241	Jessore RWH	Sreepur	54,100	13,965	3.9	29,850	12,704	2.3	81	28	2.9	3,144	1,032	3.0	128	70	1.8
242	Khulna RWH	Assasuni	28,600	18,747	1.5	44,655	22,005	2.0	97	14	6.9	2,843	1,556	1.8	0	72	0.0
243	Khulna RWH	Bagerhat Sadar	50,200	30,788	1.6	33,360	20,530	1.6	175	58	3.0	5,618	2,424	2.3	0	65	0.0
244	Khulna RWH	Batiaghata	35,300	16,059	2.2	20,700	14,277	1.4	83	28	3.0	2,360	895	2.6	0	30	0.0
245	Khulna RWH	Bhandaria	30,000	12,842	2.3	21,540	7,921	2.7	49	25	2.0	2,467	1,047	2.4	64	35	1.8
246	Khulna RWH	Chitalmari	33,100	20,402	1.6	23,045	10,445	2.2	165	10	16.5	2,133	1,174	1.8	64	26	2.5
247	Khulna RWH	Dacope	72,300	8,764	8.2	50,355	12,465	4.0	63	3	21.0	2,073	798	2.6	128	55	2.3
248	Khulna RWH	Daulatpur	447,300	68,817	6.5	135,420	21,706	6.2	230	74	3.1	11,900	6,265	1.9	0	205	0.0
249	Khulna RWH	Debhata	28,800	12,827	2.2	20,745	8,477	2.4	50	7	7.1	1,480	538	2.8	128	27	4.7
250	Khulna RWH	Dumuria	127,600	28,850	4.4	180,190	22,145	8.1	164	67	2.4	5,081	2,487	2.0	256	102	2.5

SL	Warehouse Name	Upazila Name	Condom			Shukhi			IUD			Injectables			Implant		
			CBL	AMD	MOS	CBL	AMD	MOS	CBL	AMD	MOS	CBL	AMD	MOS	CBL	AMD	MOS
251	Khulna RWH	Fakirhat	54,700	13,650	4.0	36,570	8,556	4.3	66	20	3.3	1,558	863	1.8	0	37	0.0
252	Khulna RWH	Kachua	32,800	17,524	1.9	18,735	8,283	2.3	71	23	3.1	1,794	784	2.3	0	29	0.0
253	Khulna RWH	Kalaroa	58,000	24,273	2.4	36,705	10,057	3.6	74	26	2.8	767	1,790	0.4	10	48	0.2
254	Khulna RWH	Kaliganj	441,600	27,233	16.2	134,625	21,158	6.4	90	21	4.3	2,620	1,451	1.8	172	41	4.2
255	Khulna RWH	Kanthalia	15,900	7,696	2.1	12,570	5,724	2.2	21	20	1.1	1,564	750	2.1	84	29	2.9
256	Khulna RWH	Kawkhali	17,300	4,526	3.8	13,310	3,759	3.5	95	25	3.8	1,375	351	3.9	0	18	0.0
257	Khulna RWH	Khulna Sadar	172,800	145,472	1.2	76,750	42,323	1.8	191	123	1.6	11,517	6,170	1.9	86	126	0.7
258	Khulna RWH	Koyra	66,100	14,479	4.6	47,775	19,913	2.4	65	13	5.0	1,330	644	2.1	128	24	5.3
259	Khulna RWH	Mathbaria	105,600	13,480	7.8	116,325	17,003	6.8	154	72	2.1	4,036	1,676	2.4	128	36	3.6
260	Khulna RWH	Mollahat	30,500	14,143	2.2	29,075	11,177	2.6	92	19	4.8	2,249	605	3.7	0	31	0.0
261	Khulna RWH	Mongla	26,500	26,352	1.0	21,255	12,556	1.7	83	35	2.4	2,467	1,722	1.4	128	25	5.1
262	Khulna RWH	Morrelganj	205,600	25,461	8.1	327,640	26,582	12.3	104	62	1.7	5,996	2,156	2.8	0	63	0.0
263	Khulna RWH	Nazirpur	28,200	14,000	2.0	26,340	11,247	2.3	62	29	2.1	2,280	1,300	1.8	0	47	0.0
264	Khulna RWH	Paikgachha	52,500	13,013	4.0	54,000	20,194	2.7	135	24	5.6	3,225	1,216	2.7	64	60	1.1
265	Khulna RWH	Phultala	55,500	20,591	2.7	27,945	8,163	3.4	55	43	1.3	2,820	1,124	2.5	0	19	0.0
266	Khulna RWH	Pirojpur Sadar	33,500	11,845	2.8	25,650	8,362	3.1	73	56	1.3	2,185	1,104	2.0	0	58	0.0
267	Khulna RWH	Rajapur	21,500	8,483	2.5	17,085	6,128	2.8	58	13	4.5	1,528	724	2.1	30	20	1.5
268	Khulna RWH	Rampal	86,700	19,882	4.4	47,215	12,502	3.8	79	26	3.0	1,816	546	3.3	0	28	0.0
269	Khulna RWH	Rupsa	37,900	18,670	2.0	29,235	11,407	2.6	130	66	2.0	1,882	726	2.6	0	104	0.0
270	Khulna RWH	Sarankhola	42,800	14,807	2.9	27,745	10,846	2.6	30	27	1.1	994	1,395	0.7	20	28	0.7
271	Khulna RWH	Satkhira Sadar	106,900	60,489	1.8	47,050	23,654	2.0	239	62	3.9	9,259	4,412	2.1	150	84	1.8
272	Khulna RWH	Shyamnagar	498,300	19,634	25.4	121,470	25,865	4.7	109	20	5.5	2,335	1,228	1.9	0	93	0.0
273	Khulna RWH	Tala	41,200	15,846	2.6	40,125	17,899	2.2	179	58	3.1	4,966	2,286	2.2	320	57	5.6
274	Khulna RWH	Terokhada	86,800	19,214	4.5	47,430	11,218	4.2	70	15	4.7	1,395	544	2.6	0	26	0.0
275	Khulna RWH	Zianagar	15,100	3,547	4.3	9,490	3,859	2.5	55	31	1.8	1,271	544	2.3	0	16	0.0

SL	Warehouse Name	Upazila Name	Condom			Shukhi			IUD			Injectables			Implant		
			CBL	AMD	MOS	CBL	AMD	MOS	CBL	AMD	MOS	CBL	AMD	MOS	CBL	AMD	MOS
276	Kushtia RWH	Alamdanga	34,000	19,803	1.7	36,195	19,694	1.8	20	29	0.7	5,150	3,238	1.6	512	74	6.9
277	Kushtia RWH	Bheramara	53,800	25,925	2.1	21,720	10,737	2.0	7	10	0.7	4,166	1,998	2.1	64	17	3.8
278	Kushtia RWH	Chuadanga Sadar	65,600	34,061	1.9	35,595	16,459	2.2	57	66	0.9	8,679	3,733	2.3	64	43	1.5
279	Kushtia RWH	Damurhuda	66,000	24,952	2.6	31,230	14,361	2.2	73	29	2.5	5,490	3,333	1.6	0	63	0.0
280	Kushtia RWH	Daulatpur	106,600	48,498	2.2	51,060	25,449	2.0	35	7	5.0	8,091	4,108	2.0	0	29	0.0
281	Kushtia RWH	Gangni	100,300	42,990	2.3	42,315	19,836	2.1	59	25	2.4	10,461	5,322	2.0	66	39	1.7
282	Kushtia RWH	Jiban Nagar	34,600	12,907	2.7	19,380	10,636	1.8	54	35	1.5	3,695	2,005	1.8	0	68	0.0
283	Kushtia RWH	Khoksa	40,100	18,948	2.1	19,375	8,537	2.3	24	2	12.0	1,189	598	2.0	0	42	0.0
284	Kushtia RWH	Kumarkhali	71,680	33,854	2.1	30,951	15,317	2.0	27	25	1.1	5,603	2,833	2.0	0	62	0.0
285	Kushtia RWH	Kushtia Sadar	86,700	54,170	1.6	62,985	31,080	2.0	60	58	1.0	11,106	5,463	2.0	48	164	0.3
286	Kushtia RWH	Meherpur Sadar	80,200	36,054	2.2	25,020	13,690	1.8	32	28	1.1	5,744	3,030	1.9	64	40	1.6
287	Kushtia RWH	Mirpur	56,600	28,214	2.0	39,945	18,481	2.2	42	14	3.0	5,495	2,304	2.4	64	33	1.9
288	Kushtia RWH	Mujib Nagar	23,200	9,146	2.5	5,100	3,705	1.4	11	5	2.2	3,228	1,414	2.3	0	11	0.0
289	Mymensingh RWH	Atpara	22,600	11,891	1.9	32,280	13,345	2.4	9	17	0.5	1,770	763	2.3	0	61	0.0
290	Mymensingh RWH	Austagram	49,000	16,796	2.9	33,930	11,885	2.9	113	30	3.8	1,830	1,277	1.4	0	23	0.0
291	Mymensingh RWH	Bajitpur	61,200	22,108	2.8	55,575	16,045	3.5	64	18	3.6	2,146	939	2.3	0	43	0.0
292	Mymensingh RWH	Barhatta	38,500	17,055	2.3	37,065	14,935	2.5	35	22	1.6	2,888	1,568	1.8	0	26	0.0
293	Mymensingh RWH	Bhairab	59,000	35,577	1.7	54,675	22,302	2.5	213	52	4.1	3,977	2,125	1.9	64	82	0.8
294	Mymensingh RWH	Bhaluka	65,200	26,380	2.5	70,395	28,383	2.5	175	82	2.1	4,111	1,869	2.2	512	95	5.4
295	Mymensingh RWH	Dharampasha	49,000	20,699	2.4	46,290	17,160	2.7	50	22	2.3	3,550	1,945	1.8	0	30	0.0
296	Mymensingh RWH	Dhobaura	49,000	23,186	2.1	40,515	17,261	2.3	27	14	1.9	3,300	1,596	2.1	20	32	0.6
297	Mymensingh RWH	Durgapur	56,100	22,339	2.5	41,049	17,738	2.3	84	38	2.2	4,348	2,376	1.8	94	107	0.9
298	Mymensingh RWH	Fulbaria	56,900	21,876	2.6	91,245	42,730	2.1	108	47	2.3	3,133	1,537	2.0	256	62	4.1
299	Mymensingh RWH	Gaffargaon	91,000	49,599	1.8	79,680	36,058	2.2	100	38	2.6	5,226	2,299	2.3	384	62	6.2
300	Mymensingh RWH	Gauripur	49,600	21,532	2.3	60,390	24,338	2.5	85	49	1.7	4,183	2,104	2.0	384	41	9.4

SL	Warehouse Name	Upazila Name	Condom			Shukhi			IUD			Injectables			Implant		
			CBL	AMD	MOS	CBL	AMD	MOS	CBL	AMD	MOS	CBL	AMD	MOS	CBL	AMD	MOS
301	Mymensingh RWH	Haluaghat	78,600	23,251	3.4	103,155	27,221	3.8	242	9	26.9	4,908	1,848	2.7	512	64	8.0
302	Mymensingh RWH	Hossainpur	34,500	16,768	2.1	46,530	18,712	2.5	99	46	2.2	3,133	1,456	2.2	128	39	3.3
303	Mymensingh RWH	Ishwarganj	47,700	19,864	2.4	81,295	42,602	1.9	102	14	7.3	3,842	1,825	2.1	384	48	8.0
304	Mymensingh RWH	Itna	40,100	18,773	2.1	42,120	16,778	2.5	77	23	3.3	1,419	669	2.1	128	25	5.1
305	Mymensingh RWH	Kalmakanda	86,800	36,010	2.4	48,915	26,277	1.9	77	12	6.4	3,759	1,751	2.1	3	46	0.1
306	Mymensingh RWH	Karimganj	52,100	20,474	2.5	60,755	20,963	2.9	72	34	2.1	2,887	1,309	2.2	256	86	3.0
307	Mymensingh RWH	Katiadi	72,097	37,191	1.9	55,703	19,512	2.9	108	61	1.8	5,650	2,362	2.4	0	53	0.0
308	Mymensingh RWH	Kendua	34,100	17,055	2.0	61,905	23,403	2.6	100	83	1.2	2,976	1,364	2.2	70	112	0.6
309	Mymensingh RWH	Khaliajuri	15,300	7,331	2.1	17,555	6,522	2.7	60	7	8.6	1,132	519	2.2	40	8	5.0
310	Mymensingh RWH	Kishoreganj Sadar	100,900	49,038	2.1	64,650	31,292	2.1	223	91	2.5	4,594	2,447	1.9	448	90	5.0
311	Mymensingh RWH	Kuliar Char	47,400	16,731	2.8	30,100	14,282	2.1	55	26	2.1	2,543	1,339	1.9	0	57	0.0
312	Mymensingh RWH	Madan	24,500	11,874	2.1	35,567	13,712	2.6	85	11	7.7	1,382	707	2.0	0	31	0.0
313	Mymensingh RWH	Mithamain	33,900	13,648	2.5	22,650	8,621	2.6	68	12	5.7	900	256	3.5	128	15	8.5
314	Mymensingh RWH	Mohanganj	27,500	13,091	2.1	47,030	20,370	2.3	30	34	0.9	2,160	1,056	2.0	0	67	0.0
315	Mymensingh RWH	Muktagachha	73,600	28,831	2.6	104,100	39,314	2.6	98	18	5.4	3,931	1,980	2.0	0	102	0.0
316	Mymensingh RWH	Mymensingh Sadar	194,900	82,903	2.4	122,820	52,714	2.3	309	212	1.5	7,441	3,944	1.9	64	345	0.2
317	Mymensingh RWH	Nandail	37,100	17,491	2.1	98,685	52,970	1.9	120	45	2.7	5,580	2,638	2.1	640	42	15.2
318	Mymensingh RWH	Netrakona Sadar	60,100	28,460	2.1	62,550	26,967	2.3	65	35	1.9	5,328	2,710	2.0	0	144	0.0
319	Mymensingh RWH	Nikli	30,100	15,133	2.0	18,881	9,788	1.9	104	31	3.4	2,003	817	2.5	128	39	3.3
320	Mymensingh RWH	Pakundia	49,800	22,223	2.2	40,920	17,661	2.3	93	39	2.4	3,388	1,671	2.0	192	51	3.8
321	Mymensingh RWH	Phulpur	94,400	27,206	3.5	142,385	50,870	2.8	323	68	4.8	4,752	2,090	2.3	896	162	5.5
322	Mymensingh RWH	Purbadhala	58,700	20,980	2.8	56,655	25,027	2.3	40	40	1.0	4,958	2,451	2.0	320	67	4.8
323	Mymensingh RWH	Tarail	54,350	20,063	2.7	28,575	14,438	2.0	48	19	2.5	1,780	760	2.3	0	108	0.0
324	Mymensingh RWH	Trishal	75,700	33,081	2.3	95,895	42,698	2.2	107	33	3.2	4,471	2,249	2.0	1,168	104	11.2
325	Noakhali RWH	Begumganj	16,332	31,585	0.5	11,415	17,311	0.7	112	111	1.0	1,310	2,766	0.5	0	84	0.0

SL	Warehouse Name	Upazila Name	Condom			Shukhi			IUD			Injectables			Implant		
			CBL	AMD	MOS	CBL	AMD	MOS	CBL	AMD	MOS	CBL	AMD	MOS	CBL	AMD	MOS
326	Noakhali RWH	Chatkhil	36,900	6,412	5.8	17,370	5,413	3.2	63	19	3.3	1,585	940	1.7	0	23	0.0
327	Noakhali RWH	Chhagalnaiya	14,800	10,192	1.5	17,640	7,334	2.4	120	19	6.3	6,317	1,147	5.5	0	18	0.0
328	Noakhali RWH	Companiganj	16,600	14,042	1.2	6,855	8,449	0.8	78	34	2.3	1,512	1,777	0.9	100	38	2.6
329	Noakhali RWH	Daganbhuiyan	24,300	24,068	1.0	12,075	8,299	1.5	20	36	0.6	2,970	1,388	2.1	0	35	0.0
330	Noakhali RWH	Feni Sadar	70,300	60,521	1.2	22,944	19,322	1.2	54	136	0.4	7,386	4,419	1.7	160	70	2.3
331	Noakhali RWH	Fulgazi	22,300	12,725	1.8	16,695	5,551	3.0	29	27	1.1	3,420	805	4.2	50	12	4.2
332	Noakhali RWH	Hatiya	24,500	17,803	1.4	11,640	15,502	0.8	112	44	2.5	3,667	3,087	1.2	100	85	1.2
333	Noakhali RWH	Kabirhat	12,500	12,852	1.0	11,490	8,351	1.4	169	16	10.6	1,900	1,528	1.2	100	60	1.7
334	Noakhali RWH	Kamalnagar	6,000	9,304	0.6	26,499	6,558	4.0	116	9	12.9	7,173	3,320	2.2	0	98	0.0
335	Noakhali RWH	Lakshmipur Sadar	26,700	26,606	1.0	23,610	19,754	1.2	200	165	1.2	11,600	7,376	1.6	200	150	1.3
336	Noakhali RWH	Noakhali Sadar	1,400	42,255	0.0	465	14,994	0.0	45	83	0.5	133	4,378	0.0	0	82	0.0
337	Noakhali RWH	Parshuram	43,400	12,752	3.4	35,114	5,261	6.7	44	17	2.6	3,931	1,184	3.3	100	23	4.3
338	Noakhali RWH	Ramganj	20,300	9,277	2.2	16,845	6,190	2.7	59	56	1.1	3,365	1,903	1.8	100	43	2.3
339	Noakhali RWH	Ramgati	53,157	8,571	6.2	17,938	8,222	2.2	8	32	0.3	7,547	3,803	2.0	0	96	0.0
340	Noakhali RWH	Roypur	15,200	5,276	2.9	13,860	9,134	1.5	78	65	1.2	3,489	1,919	1.8	0	76	0.0
341	Noakhali RWH	Senbagh	28,300	18,512	1.5	13,620	10,036	1.4	131	20	6.6	3,595	1,635	2.2	0	43	0.0
342	Noakhali RWH	Sonagazi	67,800	17,297	3.9	75,900	10,384	7.3	130	33	3.9	6,400	2,808	2.3	0	29	0.0
343	Noakhali RWH	Sonaimuri	14,600	13,193	1.1	14,595	9,098	1.6	8	26	0.3	1,585	2,038	0.8	10	31	0.3
344	Noakhali RWH	Subarnachar	48,200	23,633	2.0	21,320	8,586	2.5	80	10	8.0	3,495	1,743	2.0	0	63	0.0
345	Pabna RWH	Atgharia	36,000	10,778	3.3	50,940	10,583	4.8	135	18	7.5	1,717	610	2.8	200	33	6.1
346	Pabna RWH	Belkuchi	51,300	55,514	0.9	34,620	26,721	1.3	89	28	3.2	3,700	2,199	1.7	99	46	2.2
347	Pabna RWH	Bera	21,300	14,708	1.4	25,470	15,200	1.7	70	79	0.9	2,027	1,580	1.3	20	43	0.5
348	Pabna RWH	Bhangura	23,500	14,051	1.7	32,295	10,101	3.2	40	22	1.8	575	272	2.1	0	22	0.0
349	Pabna RWH	Chatmohar	38,800	36,137	1.1	35,445	27,681	1.3	125	67	1.9	680	1,284	0.5	100	57	1.8
350	Pabna RWH	Faridpur	42,100	8,163	5.2	81,570	5,891	13.8	152	27	5.6	3,249	1,374	2.4	0	70	0.0

SL	Warehouse Name	Upazila Name	Condom			Shukhi			IUD			Injectables			Implant		
			CBL	AMD	MOS	CBL	AMD	MOS	CBL	AMD	MOS	CBL	AMD	MOS	CBL	AMD	MOS
351	Pabna RWH	Ishwardi	116,000	37,312	3.1	96,606	17,606	5.5	125	39	3.2	2,937	2,787	1.1	100	114	0.9
352	Pabna RWH	Kamarkhanda	19,300	9,417	2.0	50,970	8,463	6.0	57	15	3.8	1,074	1,218	0.9	0	50	0.0
353	Pabna RWH	Kazipur	14,400	37,126	0.4	43,725	17,289	2.5	75	72	1.0	5,400	2,424	2.2	200	45	4.4
354	Pabna RWH	Pabna Sadar	143,100	84,463	1.7	159,705	51,328	3.1	300	156	1.9	2,400	11,041	0.2	400	96	4.2
355	Pabna RWH	Royganj	63,500	28,538	2.2	56,880	20,762	2.7	290	53	5.5	6,530	2,460	2.7	0	38	0.0
356	Pabna RWH	Santhia	33,800	27,308	1.2	59,475	26,749	2.2	127	54	2.4	5,910	4,860	1.2	0	39	0.0
357	Pabna RWH	Shahjadpur	128,800	63,943	2.0	54,180	32,259	1.7	403	183	2.2	16,090	8,116	2.0	0	51	0.0
358	Pabna RWH	Sirajganj Sadar	8,879	49,644	0.2	23,499	28,482	0.8	127	62	2.0	3,735	4,836	0.8	0	46	0.0
359	Pabna RWH	Sujanagar	49,200	22,609	2.2	60,900	17,390	3.5	252	109	2.3	2,899	2,466	1.2	0	23	0.0
360	Pabna RWH	Tarash	38,700	16,767	2.3	40,185	18,629	2.2	174	53	3.3	2,468	1,223	2.0	0	47	0.0
361	Pabna RWH	Ullah Para	152,900	77,274	2.0	120,225	46,008	2.6	300	91	3.3	10,600	5,326	2.0	0	74	0.0
362	Patuakhali RWH	Amtali	47,400	9,864	4.8	42,030	17,748	2.4	130	16	8.1	4,957	2,200	2.3	0	163	0.0
363	Patuakhali RWH	Bakerganj	37,300	17,431	2.1	32,310	15,247	2.1	93	37	2.5	5,113	2,300	2.2	200	82	2.4
364	Patuakhali RWH	Bamna	7,900	2,706	2.9	8,700	3,877	2.2	43	10	4.3	624	241	2.6	104	45	2.3
365	Patuakhali RWH	Barguna Sadar	23,200	8,443	2.7	30,885	13,501	2.3	240	122	2.0	7,900	3,680	2.1	100	113	0.9
366	Patuakhali RWH	Bauphal	26,000	15,883	1.6	38,880	25,023	1.6	120	86	1.4	6,000	3,237	1.9	300	43	7.0
367	Patuakhali RWH	Betagi	37,700	4,042	9.3	37,470	4,976	7.5	210	13	16.2	1,825	842	2.2	200	20	10.0
368	Patuakhali RWH	Dashmina	12,700	3,588	3.5	13,320	5,512	2.4	120	24	5.0	2,260	1,025	2.2	200	55	3.6
369	Patuakhali RWH	Dumki	9,400	3,318	2.8	7,655	3,059	2.5	40	9	4.4	1,084	491	2.2	100	22	4.5
370	Patuakhali RWH	Galachipa	51,400	10,386	4.9	85,149	21,578	3.9	126	14	9.0	8,340	4,208	2.0	50	75	0.7
371	Patuakhali RWH	Kalapara	21,600	13,203	1.6	43,185	15,188	2.8	107	35	3.1	7,359	3,547	2.1	400	50	8.0
372	Patuakhali RWH	Mirzaganj	18,662	7,999	2.3	14,330	6,884	2.1	67	16	4.2	1,376	665	2.1	100	57	1.8
373	Patuakhali RWH	Nalchity	25,200	8,000	3.2	25,290	7,857	3.2	74	38	1.9	3,707	1,682	2.2	264	50	5.3
374	Patuakhali RWH	Patharghata	13,700	5,594	2.4	17,370	7,530	2.3	90	23	3.9	2,862	1,660	1.7	200	23	8.7
375	Patuakhali RWH	Patuakhali Sadar	46,600	21,100	2.2	30,810	13,593	2.3	225	112	2.0	8,776	3,939	2.2	184	101	1.8

SL	Warehouse Name	Upazila Name	Condom			Shukhi			IUD			Injectables			Implant		
			CBL	AMD	MOS	CBL	AMD	MOS	CBL	AMD	MOS	CBL	AMD	MOS	CBL	AMD	MOS
376	Rajshahi RWH	Bagatipara	60,600	17,117	3.5	399,660	8,619	46.4	32	14	2.3	1,705	470	3.6	380	54	7.0
377	Rajshahi RWH	Bagha	70,800	27,375	2.6	32,655	10,179	3.2	25	17	1.5	4,231	1,892	2.2	0	28	0.0
378	Rajshahi RWH	Baghmara	94,300	47,440	2.0	365,520	34,383	10.6	92	79	1.2	3,560	2,748	1.3	0	99	0.0
379	Rajshahi RWH	Baraigram	56,400	39,609	1.4	245,130	20,936	11.7	75	34	2.2	3,522	3,443	1.0	0	66	0.0
380	Rajshahi RWH	Bholahat	48,900	10,564	4.6	36,780	6,193	5.9	39	4	9.8	2,020	756	2.7	0	32	0.0
381	Rajshahi RWH	Boalia	413,300	185,377	2.2	24,000	10,275	2.3	154	84	1.8	7,815	4,168	1.9	175	145	1.2
382	Rajshahi RWH	Chapai Nababganj Sadar	96,500	46,403	2.1	70,925	20,979	3.4	80	72	1.1	8,715	4,414	2.0	0	42	0.0
383	Rajshahi RWH	Charghat	63,200	22,465	2.8	349,860	13,597	25.7	32	15	2.1	2,850	1,414	2.0	0	66	0.0
384	Rajshahi RWH	Durgapur	26,900	20,490	1.3	328,935	10,439	31.5	42	10	4.2	1,401	800	1.8	0	44	0.0
385	Rajshahi RWH	Godagari	116,500	33,398	3.5	574,785	17,255	33.3	85	39	2.2	7,528	3,171	2.4	0	47	0.0
386	Rajshahi RWH	Gomastapur	104,300	24,407	4.3	69,870	15,171	4.6	95	25	3.8	4,030	1,562	2.6	0	38	0.0
387	Rajshahi RWH	Gurudaspur	56,500	34,026	1.7	287,782	18,097	15.9	23	12	1.9	1,831	1,732	1.1	0	83	0.0
388	Rajshahi RWH	Lalpur	89,200	34,949	2.6	312,150	21,589	14.5	55	26	2.1	4,718	2,313	2.0	0	77	0.0
389	Rajshahi RWH	Mohanpur	128,800	21,871	5.9	339,645	13,403	25.3	51	10	5.1	4,254	2,160	2.0	0	68	0.0
390	Rajshahi RWH	Nachole	49,400	12,070	4.1	22,725	7,011	3.2	30	4	7.5	2,800	1,202	2.3	0	14	0.0
391	Rajshahi RWH	Natore Sadar	151,200	48,802	3.1	63,000	22,368	2.8	160	84	1.9	4,733	2,101	2.3	0	146	0.0
392	Rajshahi RWH	Paba	134,600	45,819	2.9	54,405	16,075	3.4	41	17	2.4	7,904	4,039	2.0	0	37	0.0
393	Rajshahi RWH	Puthia	85,700	28,527	3.0	47,820	14,182	3.4	32	8	4.0	2,678	1,682	1.6	0	83	0.0
394	Rajshahi RWH	Shibganj	175,600	43,050	4.1	73,995	28,074	2.6	61	39	1.6	6,985	3,119	2.2	100	73	1.4
395	Rajshahi RWH	Singra	102,400	50,223	2.0	467,460	31,938	14.6	113	22	5.1	4,712	2,553	1.8	100	103	1.0
396	Rajshahi RWH	Tanore	150,800	15,836	9.5	362,715	14,672	24.7	65	23	2.8	3,041	1,259	2.4	0	161	0.0
397	Rangamati RWH	Baghaichhari	48,000	8,410	5.7	18,664	5,686	3.3	83	9	9.2	2,151	374	5.8	50	14	3.6
398	Rangamati RWH	Barkal	21,300	4,587	4.6	10,425	3,218	3.2	40	8	5.0	1,670	411	4.1	0	0	0.0
399	Rangamati RWH	Belai Chhari	14,300	1,731	8.3	8,610	2,142	4.0	56	2	28.0	589	126	4.7	0	5	0.0
400	Rangamati RWH	Jurai Chhari	14,000	2,674	5.2	15,930	2,100	7.6	60	4	15.0	467	127	3.7	0	0	0.0

SL	Warehouse Name	Upazila Name	Condom			Shukhi			IUD			Injectables			Implant		
			CBL	AMD	MOS	CBL	AMD	MOS	CBL	AMD	MOS	CBL	AMD	MOS	CBL	AMD	MOS
401	Rangamati RWH	Kaptai	58,400	5,571	10.5	34,410	2,836	12.1	64	5	12.8	4,281	404	10.6	68	35	1.9
402	Rangamati RWH	Kawkhali (betbunia)	48,500	5,817	8.3	19,800	3,233	6.1	106	14	7.6	2,117	581	3.6	28	33	0.8
403	Rangamati RWH	Langadu	42,500	11,484	3.7	21,645	6,506	3.3	230	10	23.0	4,885	437	11.2	122	42	2.9
404	Rangamati RWH	Naniarchar	16,100	6,657	2.4	14,457	4,628	3.1	76	4	19.0	2,385	228	10.5	51	16	3.2
405	Rangamati RWH	Rajasthali	29,800	1,864	16.0	14,280	1,584	9.0	66	3	22.0	141	150	0.9	14	31	0.5
406	Rangamati RWH	Rangamati Sadar	39,200	11,683	3.4	26,790	6,450	4.2	625	43	14.5	4,948	800	6.2	110	89	1.2
407	Rangpur RWH	Aditmari	39,100	19,847	2.0	30,509	15,200	2.0	92	111	0.8	5,521	3,026	1.8	0	104	0.0
408	Rangpur RWH	Badarganj	33,900	11,611	2.9	404,025	21,495	18.8	80	43	1.9	5,345	2,349	2.3	640	121	5.3
409	Rangpur RWH	Bhurungamari	63,900	31,116	2.1	478,285	32,380	14.8	102	44	2.3	7,585	3,894	1.9	512	104	4.9
410	Rangpur RWH	Chilmari	42,500	10,514	4.0	236,370	15,670	15.1	41	33	1.2	2,761	1,193	2.3	0	67	0.0
411	Rangpur RWH	Dimla	37,500	7,653	4.9	231,915	21,480	10.8	137	23	6.0	6,248	2,964	2.1	640	44	14.5
412	Rangpur RWH	Domar	41,300	10,102	4.1	491,075	18,703	26.3	69	29	2.4	5,667	2,713	2.1	128	82	1.6
413	Rangpur RWH	Fulchhari	56,100	21,071	2.7	32,625	13,338	2.4	122	41	3.0	4,907	2,914	1.7	0	41	0.0
414	Rangpur RWH	Gaibandha Sadar	60,300	24,759	2.4	67,365	30,797	2.2	223	114	2.0	10,828	5,841	1.9	0	393	0.0
415	Rangpur RWH	Gangachara	104,200	11,973	8.7	504,585	20,837	24.2	44	47	0.9	7,405	4,376	1.7	0	163	0.0
416	Rangpur RWH	Gobindaganj	102,999	50,685	2.0	658,140	42,314	15.6	186	48	3.9	8,473	4,320	2.0	0	126	0.0
417	Rangpur RWH	Hatibandha	72,200	16,072	4.5	231,435	17,563	13.2	167	54	3.1	4,983	2,763	1.8	320	108	3.0
418	Rangpur RWH	Jaldhaka	114,300	17,408	6.6	419,235	27,162	15.4	60	39	1.5	7,919	4,009	2.0	100	71	1.4
419	Rangpur RWH	Kaliganj	26,600	8,662	3.1	224,385	16,142	13.9	106	40	2.7	4,296	2,379	1.8	256	92	2.8
420	Rangpur RWH	Kaunia	30,200	16,439	1.8	29,235	14,390	2.0	145	35	4.1	6,508	2,985	2.2	192	113	1.7
421	Rangpur RWH	Kishoreganj	33,000	5,255	6.3	22,185	24,137	0.9	150	33	4.5	5,777	2,048	2.8	0	83	0.0
422	Rangpur RWH	Kurigram Sadar	30,500	16,403	1.9	47,218	23,375	2.0	152	44	3.5	9,543	4,440	2.1	0	69	0.0
423	Rangpur RWH	Lalmonirhat Sadar	31,100	14,705	2.1	36,295	18,834	1.9	99	39	2.5	8,986	4,682	1.9	0	98	0.0
424	Rangpur RWH	Mitha Pukur	64,100	30,623	2.1	78,075	38,172	2.0	125	31	4.0	8,768	4,593	1.9	0	132	0.0
425	Rangpur RWH	Nageshwari	39,300	16,930	2.3	315,713	47,907	6.6	119	67	1.8	9,876	5,534	1.8	192	79	2.4

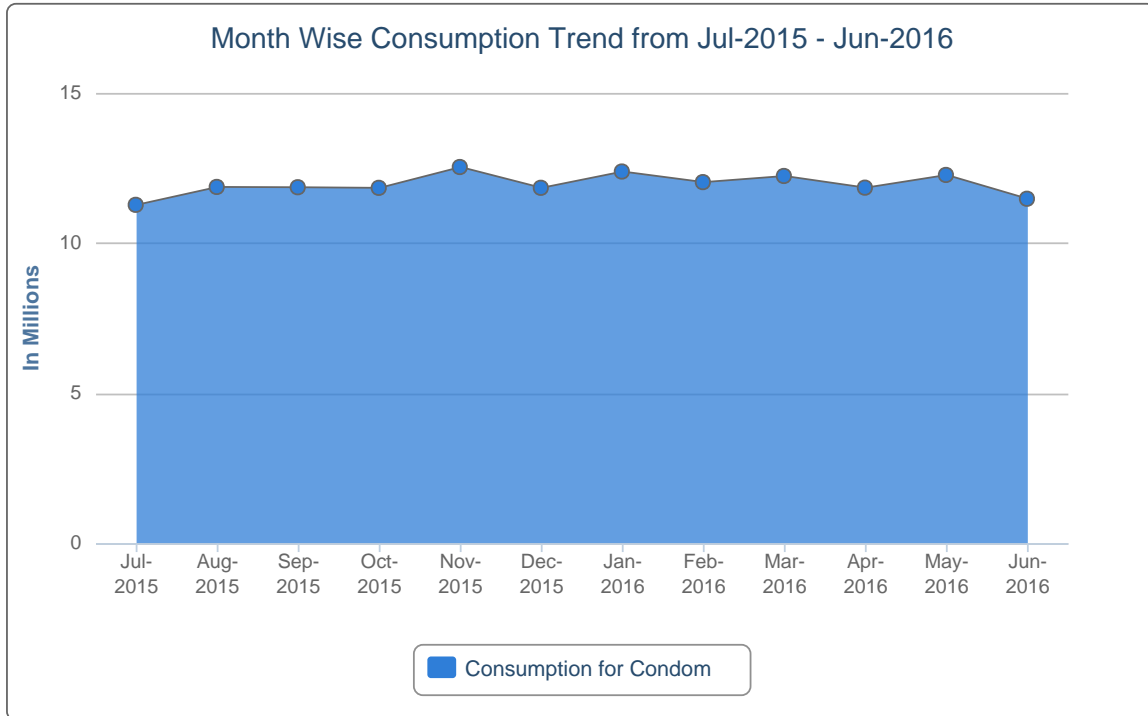
SL	Warehouse Name	Upazila Name	Condom			Shukhi			IUD			Injectables			Implant		
			CBL	AMD	MOS	CBL	AMD	MOS	CBL	AMD	MOS	CBL	AMD	MOS	CBL	AMD	MOS
426	Rangpur RWH	Nilphamari Sadar	33,400	16,501	2.0	80,235	38,424	2.1	318	144	2.2	8,903	4,496	2.0	64	109	0.6
427	Rangpur RWH	Palashbari	23,000	10,558	2.2	39,645	19,743	2.0	126	42	3.0	4,835	2,794	1.7	64	67	1.0
428	Rangpur RWH	Patgram	28,800	8,856	3.3	204,105	15,078	13.5	67	23	2.9	3,310	1,979	1.7	0	28	0.0
429	Rangpur RWH	Phulbari	29,300	6,568	4.5	197,385	16,352	12.1	102	64	1.6	4,236	2,806	1.5	0	80	0.0
430	Rangpur RWH	Pirgachha	55,100	20,992	2.6	59,790	26,148	2.3	322	75	4.3	9,100	4,468	2.0	0	106	0.0
431	Rangpur RWH	Pirganj	79,200	35,605	2.2	342,750	38,837	8.8	70	80	0.9	8,844	4,514	2.0	0	79	0.0
432	Rangpur RWH	Rajarhat	36,200	16,774	2.2	36,750	16,911	2.2	79	69	1.1	6,091	3,458	1.8	0	36	0.0
433	Rangpur RWH	Rangpur Sadar	71,700	37,908	1.9	68,125	34,782	2.0	229	105	2.2	13,800	6,873	2.0	0	336	0.0
434	Rangpur RWH	Sadullapur	117,200	32,943	3.6	359,300	25,093	14.3	271	69	3.9	8,417	4,069	2.1	512	60	8.5
435	Rangpur RWH	Saghata	32,200	11,151	2.9	43,200	21,413	2.0	151	49	3.1	3,472	1,671	2.1	0	40	0.0
436	Rangpur RWH	Saidpur	64,200	30,753	2.1	36,210	16,280	2.2	136	34	4.0	4,495	2,260	2.0	0	57	0.0
437	Rangpur RWH	Sundarganj	80,100	39,908	2.0	87,016	44,046	2.0	379	191	2.0	11,532	6,401	1.8	512	240	2.1
438	Rangpur RWH	Taraganj	18,800	8,559	2.2	21,622	10,864	2.0	96	12	8.0	2,805	1,493	1.9	0	96	0.0
439	Rangpur RWH	Ulipur	46,700	22,347	2.1	358,800	44,134	8.1	160	54	3.0	11,101	5,008	2.2	384	73	5.3
440	Sylhet RWH	Ajmiriganj	32,700	3,890	8.4	32,805	5,045	6.5	115	15	7.7	1,903	301	6.3	128	10	12.8
441	Sylhet RWH	Bahubal	60,800	7,427	8.2	42,512	6,981	6.1	119	6	19.8	3,365	515	6.5	128	36	3.6
442	Sylhet RWH	Balaganj	130,200	46,680	2.8	40,035	13,271	3.0	251	13	19.3	6,424	2,392	2.7	128	34	3.8
443	Sylhet RWH	Baniachong	86,300	16,282	5.3	69,100	12,487	5.5	190	4	47.5	5,417	830	6.5	0	14	0.0
444	Sylhet RWH	Barlekha	60,800	13,867	4.4	29,880	10,708	2.8	223	24	9.3	6,310	852	7.4	264	48	5.5
445	Sylhet RWH	Beani Bazar	113,362	25,125	4.5	53,393	7,436	7.2	335	29	11.6	5,702	718	7.9	5	14	0.4
446	Sylhet RWH	Bishwambarpur	42,300	5,948	7.1	48,710	6,260	7.8	156	11	14.2	2,826	438	6.5	196	34	5.8
447	Sylhet RWH	Bishwanath	39,700	10,484	3.8	5,520	4,099	1.3	217	16	13.6	1,604	487	3.3	264	41	6.4
448	Sylhet RWH	Chhatak	58,700	18,311	3.2	47,710	11,877	4.0	166	85	2.0	4,329	696	6.2	20	25	0.8
449	Sylhet RWH	Chunarughat	101,000	12,037	8.4	70,259	15,815	4.4	190	24	7.9	6,618	1,418	4.7	208	19	10.9
450	Sylhet RWH	Companiganj	60,900	18,064	3.4	35,505	8,330	4.3	162	6	27.0	5,791	1,562	3.7	202	31	6.5

SL	Warehouse Name	Upazila Name	Condom			Shukhi			IUD			Injectables			Implant		
			CBL	AMD	MOS	CBL	AMD	MOS	CBL	AMD	MOS	CBL	AMD	MOS	CBL	AMD	MOS
451	Sylhet RWH	Dakshin Sunamganj	53,200	13,088	4.1	43,275	7,708	5.6	107	10	10.7	4,076	782	5.2	50	37	1.4
452	Sylhet RWH	Dakshin Surma	119,600	45,609	2.6	36,555	13,786	2.7	152	11	13.8	6,530	1,450	4.5	100	6	16.7
453	Sylhet RWH	Derai	109,100	36,717	3.0	39,552	11,990	3.3	360	28	12.9	4,712	1,042	4.5	108	62	1.7
454	Sylhet RWH	Dowarabazar	98,200	12,948	7.6	38,415	11,841	3.2	251	7	35.9	4,354	1,308	3.3	264	91	2.9
455	Sylhet RWH	Fenchuganj	18,100	8,474	2.1	35,265	3,167	11.1	108	10	10.8	942	353	2.7	151	10	15.1
456	Sylhet RWH	Golapganj	103,000	38,670	2.7	42,375	10,154	4.2	25	42	0.6	3,923	782	5.0	202	54	3.7
457	Sylhet RWH	Gowainghat	68,400	23,408	2.9	42,975	10,692	4.0	142	24	5.9	8,237	2,632	3.1	152	33	4.6
458	Sylhet RWH	Habiganj Sadar	168,700	22,988	7.3	62,840	15,063	4.2	83	39	2.1	7,023	1,846	3.8	100	37	2.7
459	Sylhet RWH	Jagannathpur	59,100	15,627	3.8	26,715	8,504	3.1	216	13	16.6	3,547	443	8.0	100	32	3.1
460	Sylhet RWH	Jaintiapur	101,069	22,347	4.5	56,073	7,345	7.6	0	32	0.0	5,579	2,139	2.6	200	29	6.9
461	Sylhet RWH	Jamalganj	62,260	15,330	4.1	35,930	12,182	2.9	254	5	50.8	3,799	1,227	3.1	164	78	2.1
462	Sylhet RWH	Juri	57,800	9,169	6.3	28,250	6,119	4.6	75	24	3.1	2,930	544	5.4	64	25	2.6
463	Sylhet RWH	Kamalganj	53,800	17,986	3.0	34,755	17,061	2.0	155	41	3.8	6,000	1,530	3.9	0	55	0.0
464	Sylhet RWH	Kanaighat	94,200	38,363	2.5	32,181	12,496	2.6	209	26	8.0	6,778	2,386	2.8	150	72	2.1
465	Sylhet RWH	Kulaura	59,400	14,259	4.2	28,680	11,647	2.5	91	14	6.5	6,450	2,738	2.4	0	58	0.0
466	Sylhet RWH	Lakhai	62,900	6,628	9.5	44,520	7,388	6.0	130	6	21.7	3,397	432	7.9	165	25	6.6
467	Sylhet RWH	Madhabpur	26,900	17,426	1.5	51,660	19,568	2.6	167	16	10.4	4,534	1,027	4.4	192	46	4.2
468	Sylhet RWH	Maulvibazar Sadar	134,300	17,784	7.6	79,075	12,004	6.6	321	40	8.0	8,685	1,344	6.5	200	54	3.7
469	Sylhet RWH	Nabiganj	44,900	10,135	4.4	50,190	14,827	3.4	105	31	3.4	4,200	701	6.0	164	46	3.6
470	Sylhet RWH	Rajnagar	57,900	11,156	5.2	35,680	10,359	3.4	93	22	4.2	3,800	1,633	2.3	72	42	1.7
471	Sylhet RWH	Sreemangal	114,800	21,492	5.3	63,660	16,489	3.9	244	28	8.7	7,207	1,751	4.1	100	76	1.3
472	Sylhet RWH	Sulla	101,100	12,409	8.1	65,145	5,701	11.4	135	8	16.9	1,723	487	3.5	130	29	4.5
473	Sylhet RWH	Sunamganj Sadar	113,700	23,442	4.9	51,315	11,428	4.5	224	27	8.3	5,768	1,672	3.4	116	62	1.9
474	Sylhet RWH	Sylhet Sadar	150,500	91,236	1.6	104,600	53,859	1.9	64	159	0.4	21,283	9,533	2.2	31	248	0.1
475	Sylhet RWH	Tahirpur	83,700	21,978	3.8	42,645	13,519	3.2	74	11	6.7	3,675	467	7.9	250	65	3.8

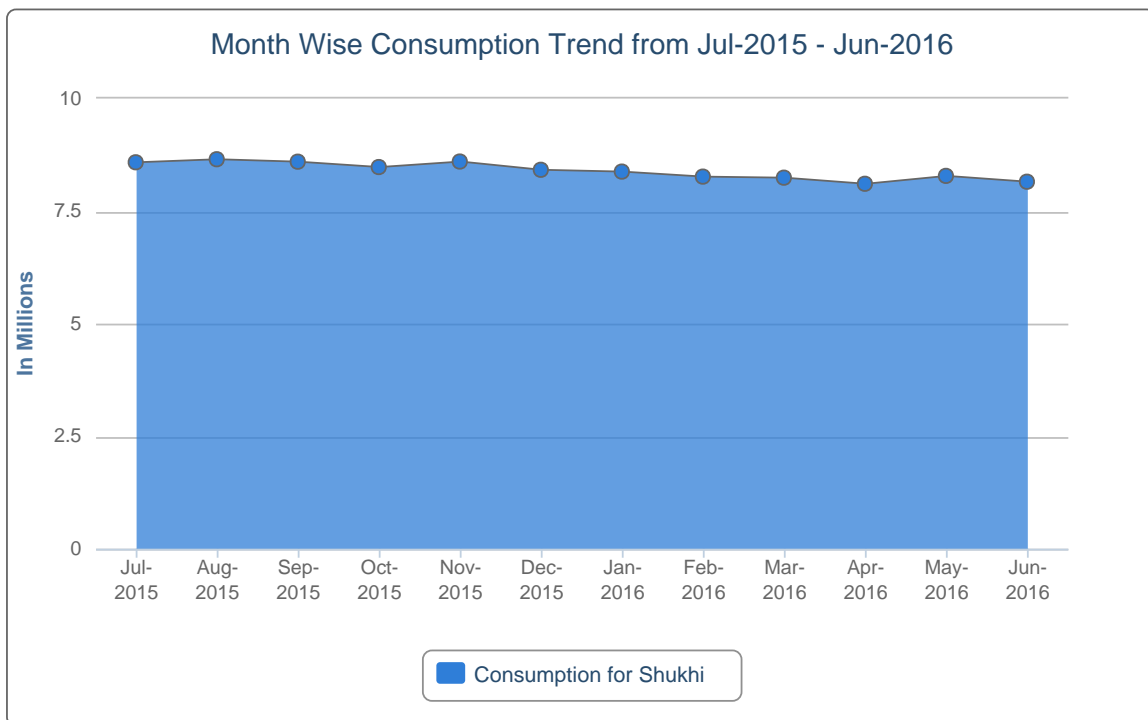
SL	Warehouse Name	Upazila Name	Condom			Shukhi			IUD			Injectables			Implant		
			CBL	AMD	MOS	CBL	AMD	MOS	CBL	AMD	MOS	CBL	AMD	MOS	CBL	AMD	MOS
476	Sylhet RWH	Zakiganj	160,160	50,528	3.2	65,551	10,674	6.1	244	12	20.3	7,123	1,511	4.7	182	53	3.4
477	Tangail RWH	Basail	174,060	35,417	4.9	242,212	11,510	21.0	75	37	2.0	4,372	1,359	3.2	256	65	3.9
478	Tangail RWH	Bhuapur	197,300	30,831	6.4	188,823	20,553	9.2	179	29	6.2	3,876	1,902	2.0	384	80	4.8
479	Tangail RWH	Chauhali	36,700	17,627	2.1	34,875	8,169	4.3	170	25	6.8	5,055	1,210	4.2	256	32	8.0
480	Tangail RWH	Delduar	270,600	38,430	7.0	177,435	19,520	9.1	104	33	3.2	3,560	1,186	3.0	0	51	0.0
481	Tangail RWH	Ghatail	205,200	56,664	3.6	154,860	39,344	3.9	80	35	2.3	8,573	3,658	2.3	384	60	6.4
482	Tangail RWH	Gopalpur	241,900	24,921	9.7	199,140	21,360	9.3	32	44	0.7	3,932	2,196	1.8	0	74	0.0
483	Tangail RWH	Kalihati	253,500	63,433	4.0	119,325	49,642	2.4	200	81	2.5	15,275	7,142	2.1	256	87	2.9
484	Tangail RWH	Madhupur	208,500	31,111	6.7	109,890	41,657	2.6	102	29	3.5	6,870	3,611	1.9	320	86	3.7
485	Tangail RWH	Mirzapur	80,900	33,244	2.4	82,830	31,159	2.7	83	60	1.4	4,008	957	4.2	100	50	2.0
486	Tangail RWH	Nagarpur	80,900	30,970	2.6	74,570	28,131	2.7	132	58	2.3	5,941	2,452	2.4	128	80	1.6
487	Tangail RWH	Sakhipur	56,300	33,266	1.7	47,253	29,938	1.6	101	20	5.1	3,026	1,030	2.9	64	57	1.1
488	Tangail RWH	Tangail Sadar	143,900	68,702	2.1	127,755	30,319	4.2	197	101	2.0	7,643	3,853	2.0	384	163	2.4

7. Month-wise Consumption Trend

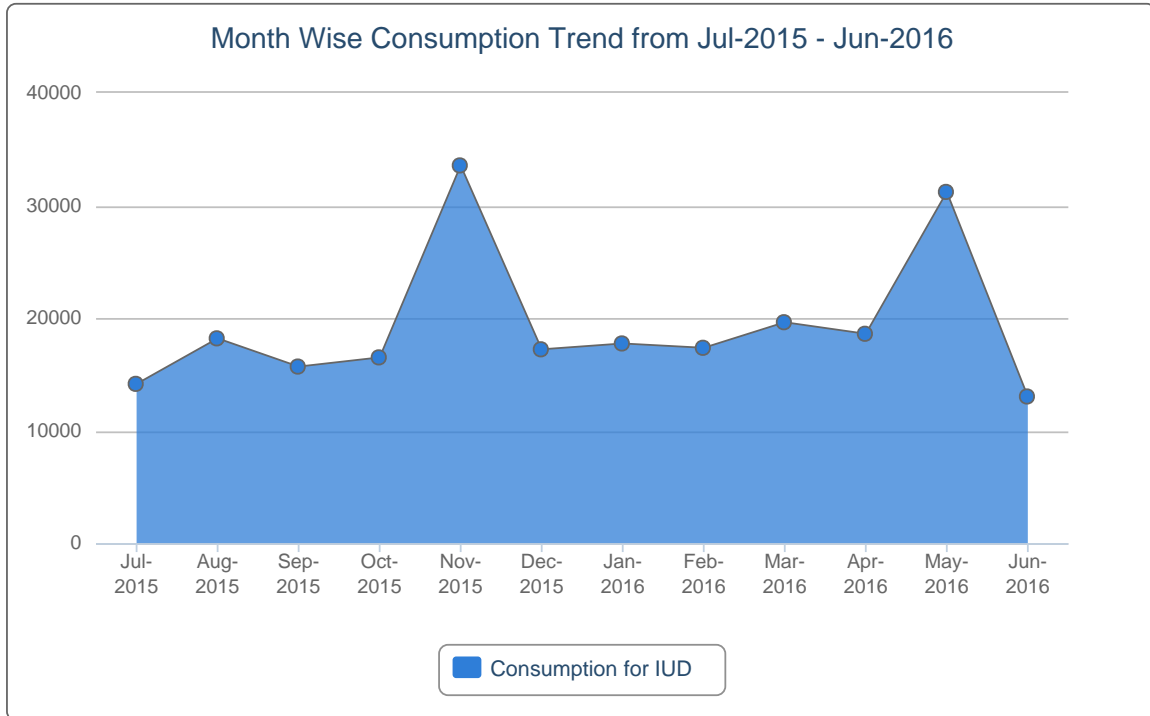
7(a).



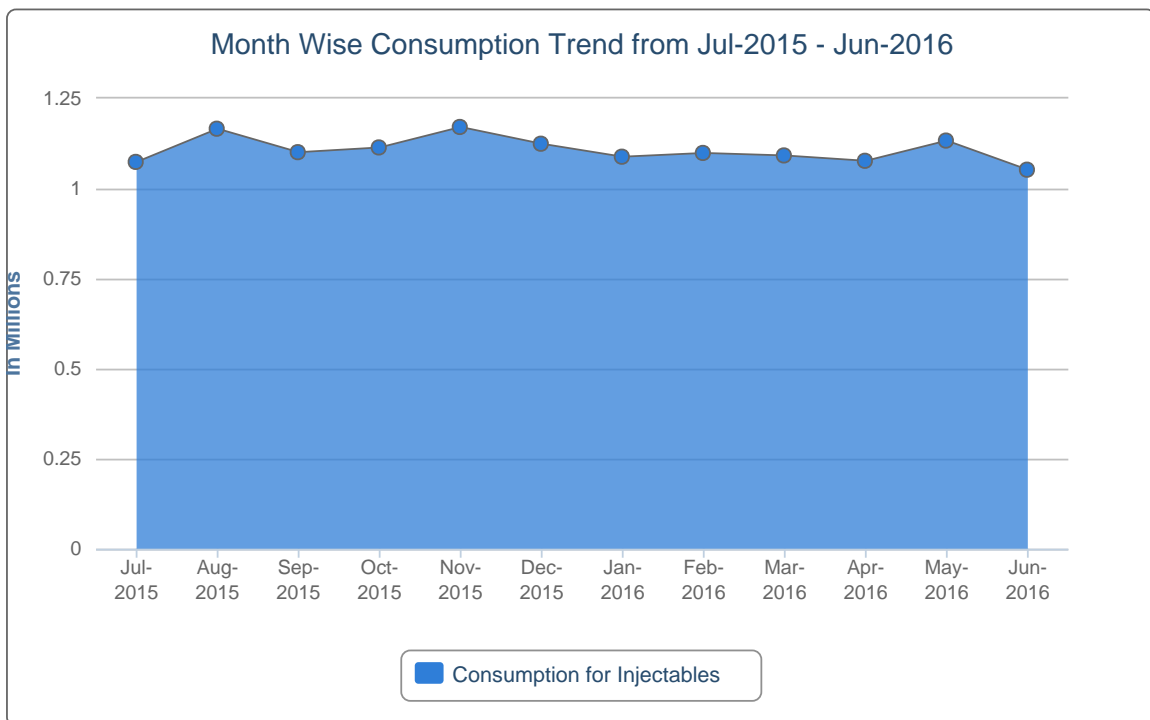
7(b).



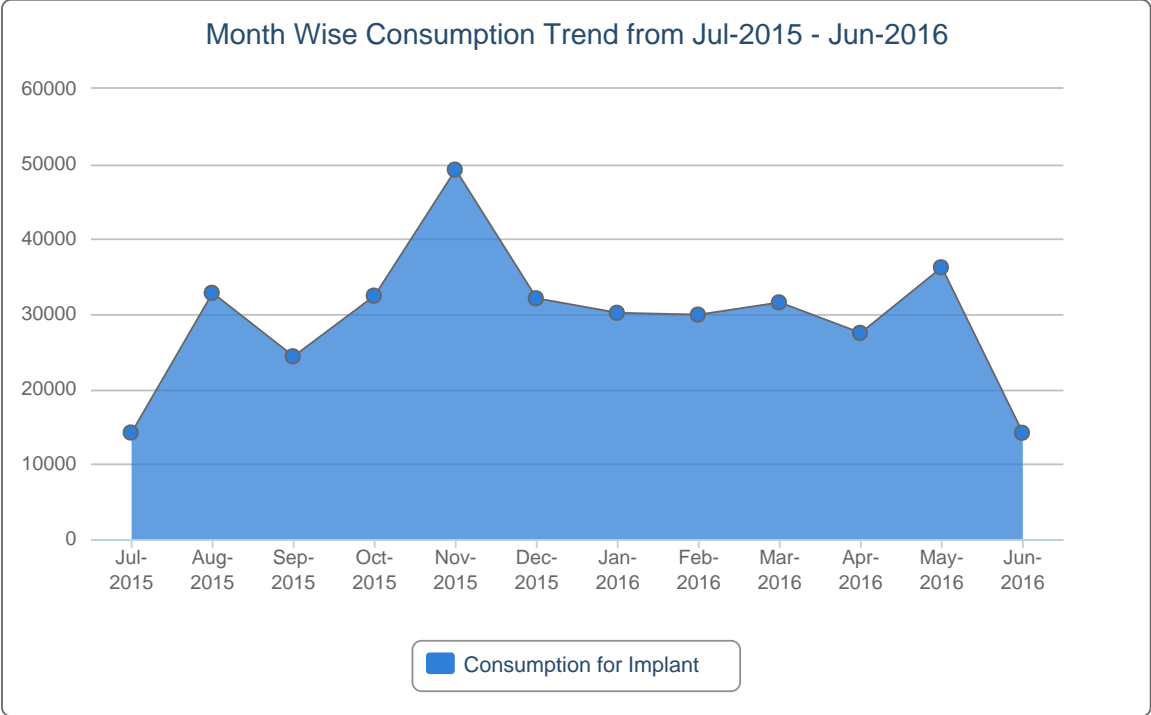
7(c).



7(d).



7(e).



7(f).

8. Report on Upazila and Warehouse Having Stock Out in last month

SL	Products Name	No of Stockout WH	% of Stockout WH	No of Stockout Upazila Store	% of Stockout Upazila Store	No of Stockout Upazila Field	% of Stockout Upazila Field
1	Condom	0	0%	0	0%	0	0%
2	Shukhi	0	0%	0	0%	0	0%
3	IUD	0	0%	1	0%	0	0%
4	Injectables	0	0%	0	0%	0	0%
5	Implant	0	0%	0	0%	4	1%
6	DDS Kits	13	62%	355	73%	0	0%

List of Stock Out Warehouse

SL	Commodity	Warehouse	Phone
<i>No StockOut in Warehouse</i>			

List of StockOut Upazila

Commodity	Warehouse	District	Upazila	Phone
IUD	Sylhet RWH	Sylhet	Jaintiapur, Sylhet	01721076161
DDS Kits	Sylhet RWH	Sylhet	Jaintiapur, Sylhet	01721076161



This report is generated with the financial support of USAID and the technical assistance from Systems for Improved Access to Pharmaceuticals and Services (SIAPS), implemented by Management Sciences for Health-MSH.

If you need more information, please visit at <http://www.dgfplmis.org>