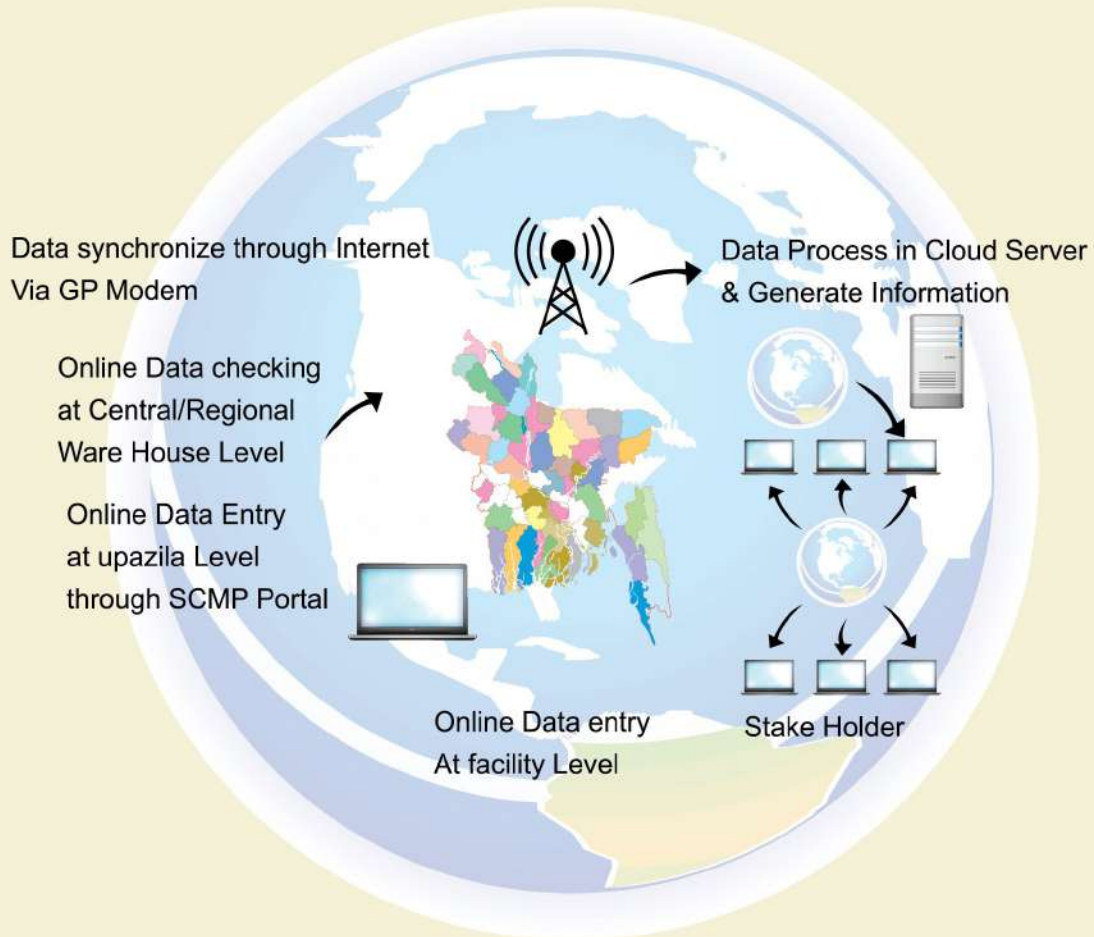




মুজিববর্ষে স্বাস্থ্য খাত  
এগিয়ে যাবে অনেক ধাপ

# FAMILY PLANNING MONTHLY LOGISTICS REPORT May 2020

## Logistics Management Information System (LMIS) Data Flow System



**Management Information System (MIS)**  
**Directorate General of Family Planning (DGFP)**

**Government of the People's Republic of Bangladesh**  
**Medical Education and Family Welfare Division**  
**Directorate General of Family Planning**  
**Management Information System (MIS)**  
**6, Kawran Bazar, Dhaka- 1215**  
**www.dgfp.gov.bd**

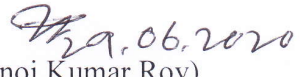
Memo No. 59.11.00000.402.16.002.19-133

Date: 29 June, 2020.

**Sub: Family Planning Monthly Logistics Report for the Month of May, 2020.**

Family Planning Monthly Logistics Report for the Month of May'2020 is sent herewith for your kind information & necessary action. This report is prepared on the basis of Form-7 submitted by Warehouses and Form-7B submitted by Upazila Family Planning Offices by using WIMS & UIMS operational tools. It provides useful information on monthly distribution and stock balance of all the major contraceptives & DDS Kits of Warehouse/Upazila Stores. A summary of important events happened during reporting month has been included in this report. For more information you are requested to visit at [www.scmpbd.org](http://www.scmpbd.org) web site.

Comments and suggestions for improvement of this report will be highly appreciated.

  
(Manoj Kumar Roy)  
Joint Secretary (MEFW Division)  
and  
Director & Line Director (MIS)  
Phone: 55012352  
Mail: dirmis@dgfp.gov.bd


Memo No. 59.11.00000.402.16.002.19-133/1 (204)

Date: 29 June, 2020.

**Copy of the report forwarded to:**

1. Secretary, Medical Education & Family Welfare Division, Ministry of Health & Family Welfare, Bangladesh Secretariat, Dhaka.
2. Additional Secretary (Admin), Medical Education & Family Welfare Division, Ministry of Health & Family Welfare, Bangladesh Secretariat, Dhaka.
3. Director (Administration), Directorate General of Family Planning, 6 Kawran Bazar, Dhaka 1215.
4. Joint Secretary (Development), Medical Education & Family Welfare Division, Ministry of Health & Family Welfare, Bangladesh Secretariat, Dhaka.
5. Director (Logistics & Supply) and Line Director (Procurement, Storage & Supply Management), Directorate General of Family Planning, 6 Kawran Bazar, Dhaka 1215.
6. Director & Line Director (MIS), Directorate General of Family Planning, 6 Kawran Bazar, Dhaka.
7. Director Finance & Line Director (Family Planning Field Service Delivery), Directorate General of Family Planning, 6 Kawran Bazar, Dhaka 1215.
8. Director (IEM) & Line Director (Information, Education and Communication), Directorate General of Family Planning, 6 Kawran Bazar, Dhaka 1215.

9. Director (Planning) & Line Director (Planning Monitoring and Evaluation), Directorate General of Family Planning, 6 Kawran Bazar, Dhaka 1215.
10. Director (MCH-Services) & Line Director (MCRAH), Directorate General of Family Planning, 6 Kawran Bazar, Dhaka 1215.
11. Line Director (CCSDP, Directorate General of Family Planning, 6 Kawran Bazar, Dhaka 1215.
12. Director (Audit), Directorate General of Family Planning, 6 Kawran Bazar, Dhaka 1215.
13. Divisional Director, Family Planning, Dhaka / Chittagong / Rajshahi / Khulna / Sylhet / Barisal/ Rangpur/ Mymensingh Division.
14. Joint Chief (Planning), Health Service Division, Ministry of Health & Family Welfare, Bangladesh Secretariat, Dhaka
15. Joint Chief (Population & Planning wing), Planning commission, Sher-e-Bangla Nagar, Dhaka.
16. Joint Chief (Planning), Program Management and Monitoring Unit (PMMU), Azimpur, Dhaka-1205.
17. Superintendent, Maternal & Child Health Training Institute (MCHTI), Azimpur, Dhaka.
18. Director, Mohammadpur Fertility Services & Training Centre (MFSTC), Mohammadpur, Dhaka.
19. Director, Maternal & Child Health Training Institute (MCHTI), Lalkuthi, Mirpur, Dhaka.
20. P.S. to the Honorable Minister, Ministry of Health and Family Welfare, Bangladesh Secretariat, Dhaka, for kind information of the Honorable Minister.
21. Deputy Chief (Planning), Medical Education & Family Welfare Division, Ministry of Health & Family Welfare, Bangladesh Secretariat, Dhaka.
22. Additional Director (Drugs and Stores), Directorate General of Family Planning, Central Warehouse, Mohakhali, Dhaka.
23. Deputy Director, Family Planning, ----- District (You are requested to take appropriate measures to ensure timely online submission of Form 7B report from upazilas).
24. Regional/District Consultant, FPCS-QIT, District Family Planning Office, ----- District.
25. Central/Regional Supply Officer, Family Planning, ----- CWH/RWHs.
26. Assistant Maintenance Engineer, MIS Unit, DGFP (Requested to upload this report to DGFP website).
27. Country Project Director, SIAPS/MSH, House: 3, Road: No. 23B, Gulshan-1, Dhaka-1212.
28. Country Director, the World Bank, E-32, Agargaon, Sher-e-Bangla Nagar, Dhaka-1207.
29. Team Leader, Population & Health Team, USAID, Madani Avenue, Baridhara, Dhaka.
30. Country Representative, UNFPA, IDB Bhaban, Agargaon, Sher-E-Bangla Nagar, Dhaka.
31. Managing Director, SMC, SMC Tower, 33 Banani C/A, Dhaka-1213.
32. Documentation Center, IEM Unit, Directorate General of Family Planning, 6 Kawran Bazar, Dhaka.
33. Responsible person of Dispatch Section, MIS Unit, DGFP (Requested to distribute the published 'Family Planning Monthly Logistics Report' to concerned Person/Office/Organization).
34. PA to Director General, Directorate General of Family Planning, 6 Kawran Bazar, Dhaka 1215.
35. Concerned Organization/Person.

  
29.06.2020  
(Ajoy Ratan Barua)  
Deputy Director (MIS)

## **Table Of Contents**

|   | <b>Page</b> |
|---|-------------|
| 1. DGFP Stock Status Report   | 1-2         |
| 2. National Receipts Quantity by Product by Month                       | 3           |
| 3. National Level Contraceptive Summary Report                          | 4           |
| 4. Stock Status Report at Different Levels                              | 5           |
| 5. Contraceptive Stock Status by Product at Upazila Store and Field     | 6-10        |
| 6. Contraceptive Stock Status by Product at Regional Warehouses/Upazila | 11-31       |
| 7. Month-wise Consumption Trend   | 32-34       |
| 8. Report on Upazila and Warehouse Having Stock Out in last month       | 35          |

# 1. DGFP Stock Status Report

| Year →        | 2020  |   |   |   |    |    |                     |   |   |   |   |   | 2021   |   |   |   |    |    |                          |   |   |   |   |   | 2022 |   |   |   |    |    |    |   |  |  |  |  | 2023 |
|---------------|---|---|---|---|----|----|---------------------|---|---|---|---|---|--|---|---|---|----|----|--------------------------|---|---|---|---|---|------|---|---|---|----|----|----|---|--|--|--|--|------|
|               | 6   | 7 | 8 | 9 | 10 | 11 | 12                  | 1 | 2 | 3 | 4 | 5 | 6  | 7 | 8 | 9 | 10 | 11 | 12                       | 1 | 2 | 3 | 4 | 5 | 6    | 7 | 8 | 9 | 10 | 11 | 12 | 1 |  |  |  |  |      |
| Min.-Max. →   | Min   |   |   |   |    |    | Max                 |   |   |   |   |   |  |   |   |   |    |    |                          |   |   |   |   |   |      |   |   |   |    |    |    |   |  |  |  |  |      |
| Product ↓     | CS - 72.10m : 8.7 MOS   |   |   |   |    |    |                     |   |   |   |   |   |  |   |   |   |    |    |                          |   |   |   |   |   |      |   |   |   |    |    |    |   |  |  |  |  |      |
| Condom        | 8.7 MOS   |   |   |   |    |    | 106.13m = 12.74 MOS |   |   |   |   |   |  |   |   |   |    |    |                          |   |   |   |   |   |      |   |   |   |    |    |    |   |  |  |  |  |      |
| *AMC = 8.33m  |   |   |   |   |    |    |                     |   |   |   |   |   | FY 2019-20: 175.75m (69.62m received)  |   |   |   |    |    |                          |   |   |   |   |   |      |   |   |   |    |    |    |   |  |  |  |  |      |
|               | CS - 43.85m : 6.8 MOS   |   |   |   |    |    |                     |   |   |   |   |   |  |   |   |   |    |    |                          |   |   |   |   |   |      |   |   |   |    |    |    |   |  |  |  |  |      |
| Pill (Total)  | 6.8 MOS   |   |   |   |    |    | 71m = 11.0 MOS      |   |   |   |   |   |  |   |   |   |    |    |                          |   |   |   |   |   |      |   |   |   |    |    |    |   |  |  |  |  |      |
| *AMC = 6.47m  |   |   |   |   |    |    |                     |   |   |   |   |   | 21m (3rd Gen.)-RPA   |   |   |   |    |    | 50m (2nd Generation)-RPA |   |   |   |   |   |      |   |   |   |    |    |    |   |  |  |  |  |      |
|               | CS (0.699m): 53.1 MOS   |   |   |   |    |    |                     |   |   |   |   |   |  |   |   |   |    |    |                          |   |   |   |   |   |      |   |   |   |    |    |    |   |  |  |  |  |      |
| IUD           | 53.1 MOS (October 2024)   |   |   |   |    |    |                     |   |   |   |   |   |  |   |   |   |    |    |                          |   |   |   |   |   |      |   |   |   |    |    |    |   |  |  |  |  |      |
| *AMC = 13,163 |   |   |   |   |    |    |                     |   |   |   |   |   |  |   |   |   |    |    |                          |   |   |   |   |   |      |   |   |   |    |    |    |   |  |  |  |  |      |
|               | CS (22.15m): 27.9 MOS   |   |   |   |    |    |                     |   |   |   |   |   |  |   |   |   |    |    |                          |   |   |   |   |   |      |   |   |   |    |    |    |   |  |  |  |  |      |
| Injectables   | 27.9 MOS  |   |   |   |    |    |                     |   |   |   |   |   |  |   |   |   |    |    |                          |   |   |   |   |   |      |   |   |   |    |    |    |   |  |  |  |  |      |
| *AMC = 0.794m |   |   |   |   |    |    |                     |   |   |   |   |   |  |   |   |   |    |    |                          |   |   |   |   |   |      |   |   |   |    |    |    |   |  |  |  |  |      |
|               | CS-(0.414m) - 12.4 MOS  |   |   |   |    |    |                     |   |   |   |   |   | FY 2019-20: 0.3m   |   |   |   |    |    |                          |   |   |   |   |   |      |   |   |   |    |    |    |   |  |  |  |  |      |
| Implant       | 12.4 MOS  |   |   |   |    |    | 0.3m = 9.0 MOS      |   |   |   |   |   |  |   |   |   |    |    |                          |   |   |   |   |   |      |   |   |   |    |    |    |   |  |  |  |  |      |
| *AMC = 33,330 |   |   |   |   |    |    |                     |   |   |   |   |   |  |   |   |   |    |    |                          |   |   |   |   |   |      |   |   |   |    |    |    |   |  |  |  |  |      |
|               | Pill (Total): 2nd & 3rd generation Shukhi and APON  |   |   |   |    |    |                     |   |   |   |   |   |  |   |   |   |    |    |                          |   |   |   |   |   |      |   |   |   |    |    |    |   |  |  |  |  |      |
|               | *AMC is calculated based on past 6-months consumption   |   |   |   |    |    |                     |   |   |   |   |   |  |   |   |   |    |    |                          |   |   |   |   |   |      |   |   |   |    |    |    |   |  |  |  |  |      |
|               | Data Sources: DGFP/L&S unit, DGFP LMIS web site - <a href="https://scmpbd.org/">https://scmpbd.org/</a> |   |   |   |    |    |                     |   |   |   |   |   |  |   |   |   |    |    |                          |   |   |   |   |   |      |   |   |   |    |    |    |   |  |  |  |  |      |
|               | Central Warehouse WIMS data and Approved DGFP Procurement Plan  |   |   |   |    |    |                     |   |   |   |   |   |  |   |   |   |    |    |                          |   |   |   |   |   |      |   |   |   |    |    |    |   |  |  |  |  |      |
|               | National min-max stock level is 6 & 10 MOS  |   |   |   |    |    |                     |   |   |   |   |   |  |   |   |   |    |    |                          |   |   |   |   |   |      |   |   |   |    |    |    |   |  |  |  |  |      |
|               |   |   |   |   |    |    |                     |   |   |   |   |   | <b>Legend:</b><br><span style="color:red">■</span> Current Stock (CS): Less than 3 MOS<br><span style="color:yellow">■</span> Current Stock (CS): MOS 3.0 to Less than 6 MOS<br><span style="color:green">■</span> Current Stock (CS): MOS 6 and above<br><span style="color:blue">■</span> Planned for FY 2019-20<br><span style="color:orange">■</span> Procurement completed, yet to be received<br><span style="color:purple">■</span> Donation<br>AMC = Average Monthly Consumption |   |   |   |    |    |                          |   |   |   |   |   |      |   |   |   |    |    |    |   |  |  |  |  |      |

**DGFP STOCK STATUS NOTES**  
**(For Contraceptives)**  
**Month: May 2020**

**CONDOM** – Current national stock is 72.10 million pieces and this stock can be used up to February 2021.

- 2019-20: GoB (Rev.) – 175.75 million pcs: DGFP received 69.62 million as of 31<sup>st</sup> May 2020. Rest 106.13 million is scheduled to deliver to DGFP from June 2020 and onward.

**PILL** – Current national stock of Oral Contraceptive Pill is 43.85 million cycles which will go up to December 2020.

- 2019-20: GoB (Rev) – 4 million cycles (3rd generation): Goods received in full quantity on 17<sup>th</sup> February 2020.
- 2019-20: GoB (Rev) – 1 million cycles (POP): Goods received in full quantity on 04/12/2019.
- 2019-20: GoB (RPA) – 50 million cycles (2nd generation): Revised plan. Contract signed on 19-05-2020
- 2019-20: GoB (RPA) – 10 million cycles (3rd generation) Tender re-evaluated on 21-01-2020. MOHFW approval received and contract signed on 2<sup>nd</sup> week of April.
- 2019-20: GoB (RPA) – 3 million cycles (POP): DGFP received the full quantity on 28<sup>th</sup> April 2020.
- 2019-20: GoB (RPA) – 11 million cycles (3rd generation) Revised plan - Contract signed on 19-05-2020

**IUD** – Current national stock is 0.699 million pcs and this stock can be used up to October 2024.

**INJECTABLES** – Current stock of 22.15 million vials and that can be used up to September 2022.

- 2019-20: GoB (Rev) – 4.23 million vials: DGFP received the full quantity on 11<sup>th</sup> November 2019
- 2019-20: GoB (RPA) – 13.25 million vials: DGFP received the full quantity on 28<sup>th</sup> April 2020.

**IMPLANT** – Current stock is 0.414 million sets and this can be used up to May 2021.

- 2019-20: GoB (RPA) - 300,000 sets: IFT re-published on 20/02/2020 separately for single rod and two rod. Tender opening date for single rod and two rod is on 02/06/2020 & 04/06/2020 respectively.

You can also download the previous reports from <http://www.scmpbd.org>

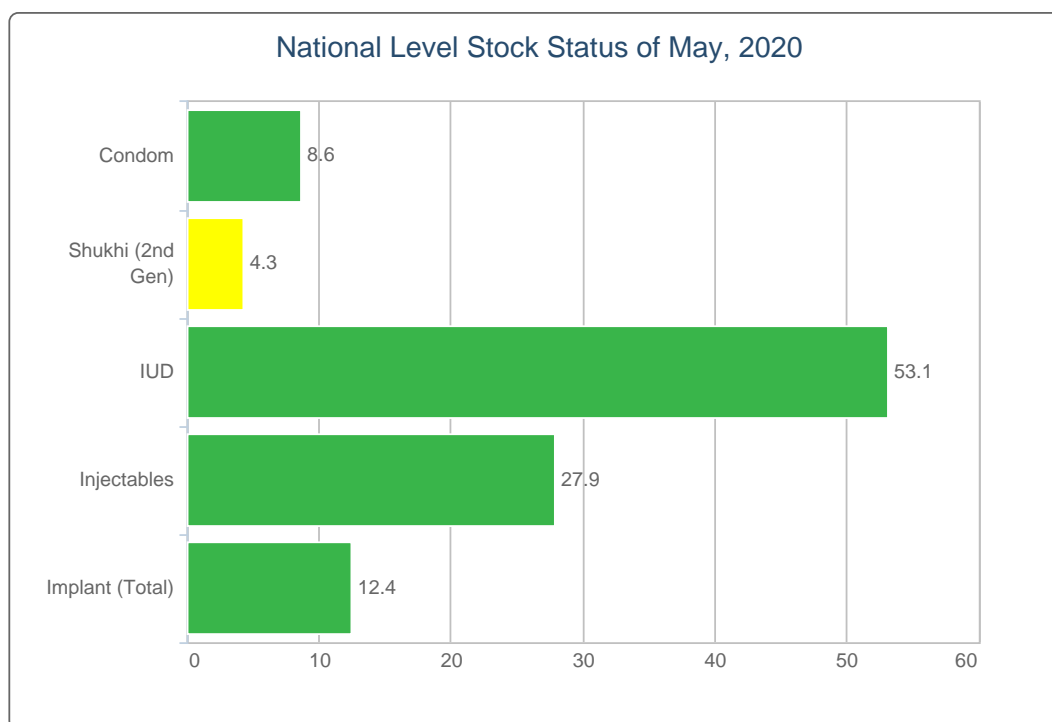
## 2. National Receipts Quantity by Product by Month

### Contraceptive Received Report

Month: May, 2020

| Item                                  | Supplier | Receiver | Date Receipts | Qty |
|---------------------------------------|----------|----------|---------------|-----|
| <i>No National Receive This Month</i> |          |          |               |     |

### 3. National Level Contraceptive Summary Report



■ MOS less than 4.0

■ MOS 4.0 - 7.9

■ MOS 8.0 and above

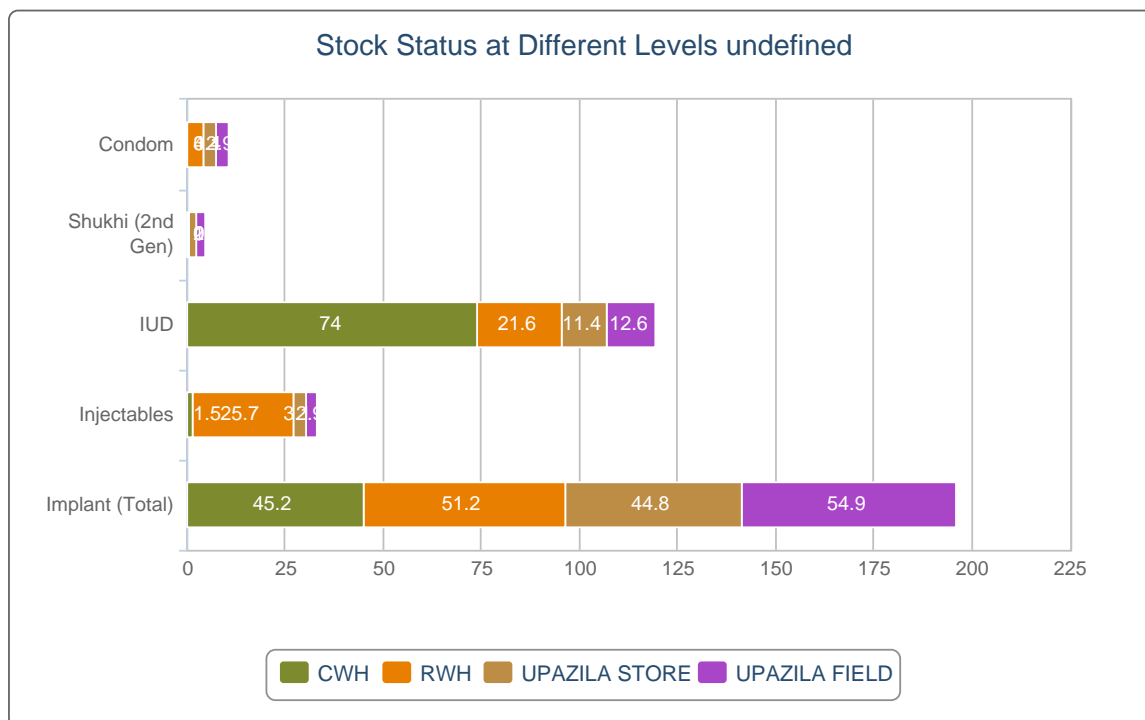
MOS = Month of Stock

#### National Level Stock Status of May, 2020

| SL | Name of Products | Reported Consumption | Reported Closing Balance | Average Monthly Consumption | MOS  |
|----|------------------|----------------------|--------------------------|-----------------------------|------|
| 1  | Condom           | 6,961,721            | 72,200,699               | 8,350,906                   | 8.6  |
| 2  | Shukhi (2nd Gen) | 5,688,978            | 26,765,808               | 6,193,640                   | 4.3  |
| 3  | IUD              | 5,847                | 699,502                  | 13,171                      | 53.1 |
| 4  | Injectables      | 665,387              | 22,159,444               | 794,446                     | 27.9 |
| 5  | Implant (Total)  | 2,117                | 414,852                  | 33,394                      | 12.4 |



## 4. Stock Status Report at Different Levels

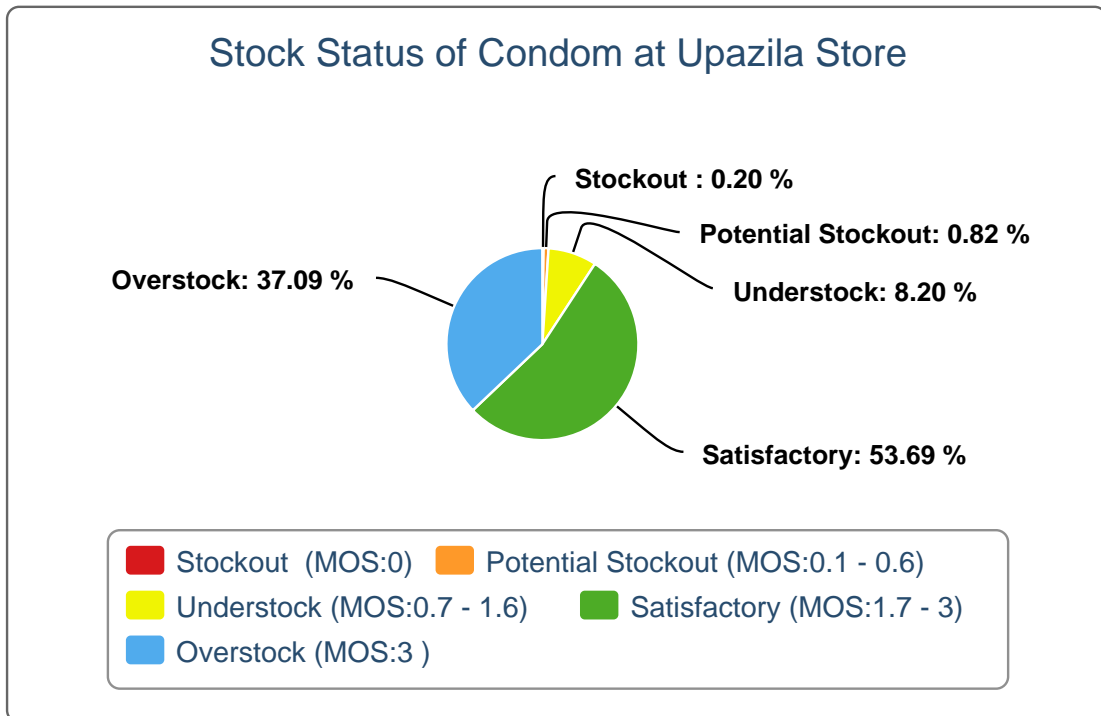


### Stock Status at Different Levels May, 2020

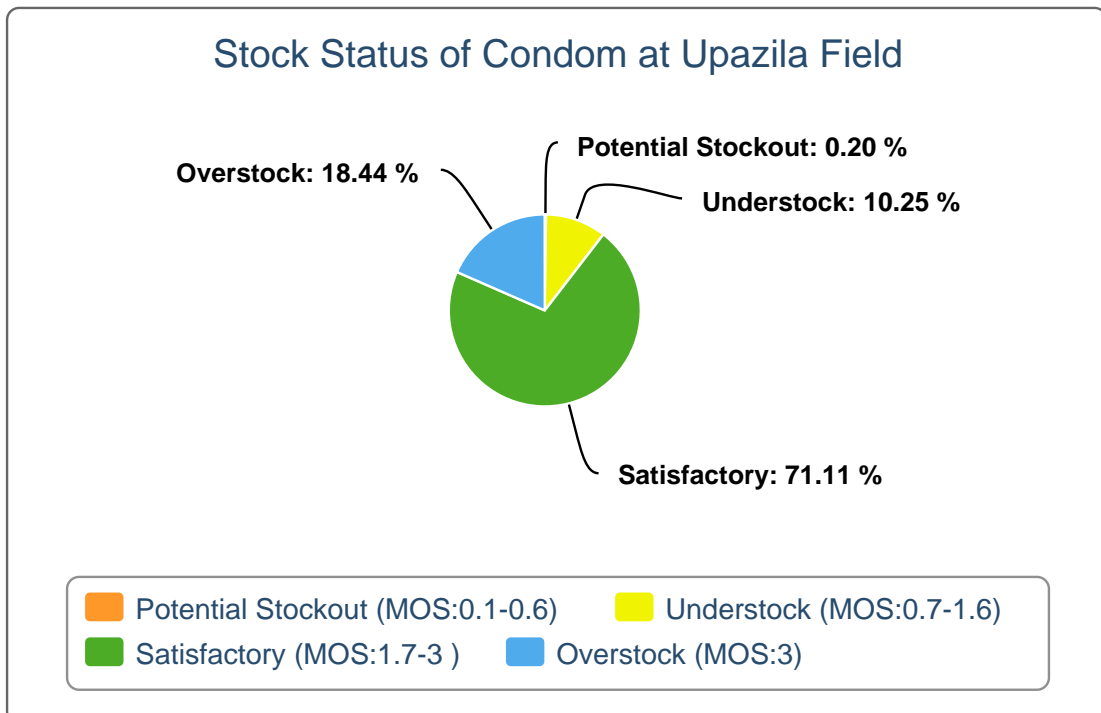
| Products         | Avg. Consump. of Last 6 Months | CWH Level | MOS  | RWH Level  | MOS  | Upazila Level | MOS | Field Level | MOS | National Level | MOS  |
|------------------|--------------------------------|-----------|------|------------|------|---------------|-----|-------------|-----|----------------|------|
| Condom           | 8,350,906                      | 764,200   | 0.1  | 28,042,200 | 3.4  | 23,333,155    | 2.8 | 20,061,144  | 2.4 | 72,200,699     | 8.6  |
| Shukhi (2nd Gen) | 6,193,640                      | 97,104    | 0    | 1,755,931  | 0.3  | 10,274,797    | 1.7 | 14,637,976  | 2.4 | 26,765,808     | 4.3  |
| IUD              | 13,171                         | 432,950   | 32.9 | 126,401    | 9.6  | 66,366        | 5   | 73,785      | 5.6 | 699,502        | 53.1 |
| Injectables      | 794,446                        | 1,026,781 | 1.3  | 17,106,400 | 21.5 | 2,073,328     | 2.6 | 1,952,935   | 2.5 | 22,159,444     | 27.9 |
| Implant (Total)  | 33,394                         | 95,593    | 2.9  | 108,306    | 3.2  | 94,788        | 2.8 | 116,165     | 3.5 | 414,852        | 12.4 |

## 5. Contraceptive Stock Status by Product at Upazila Store and Field

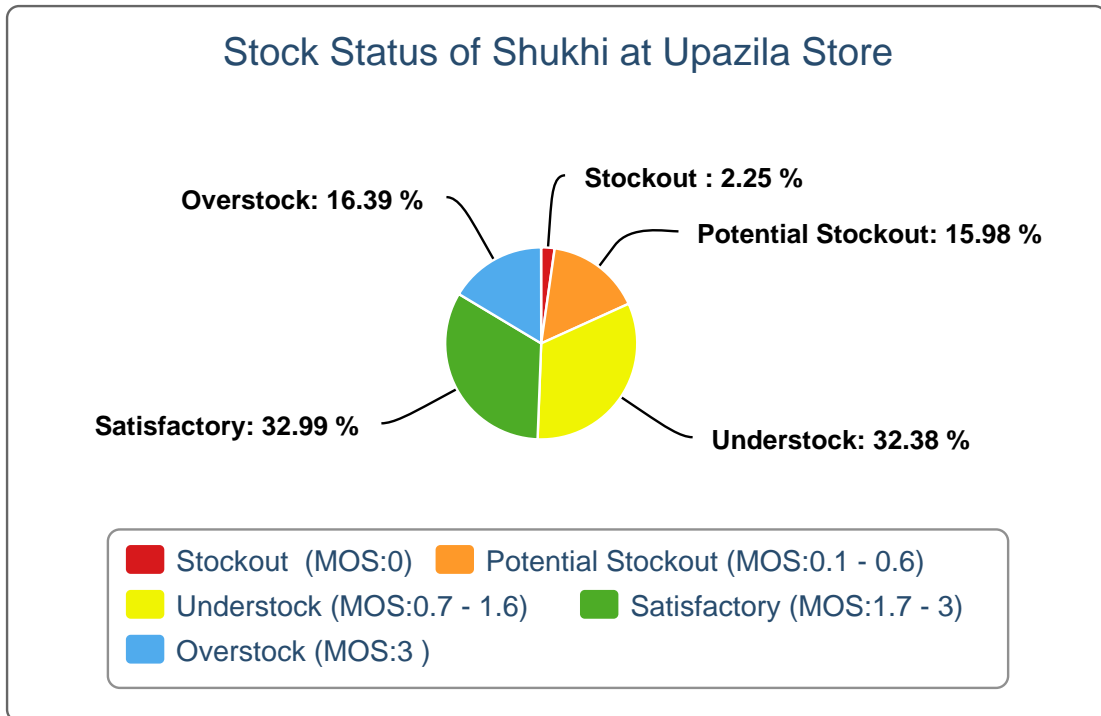
5(a).



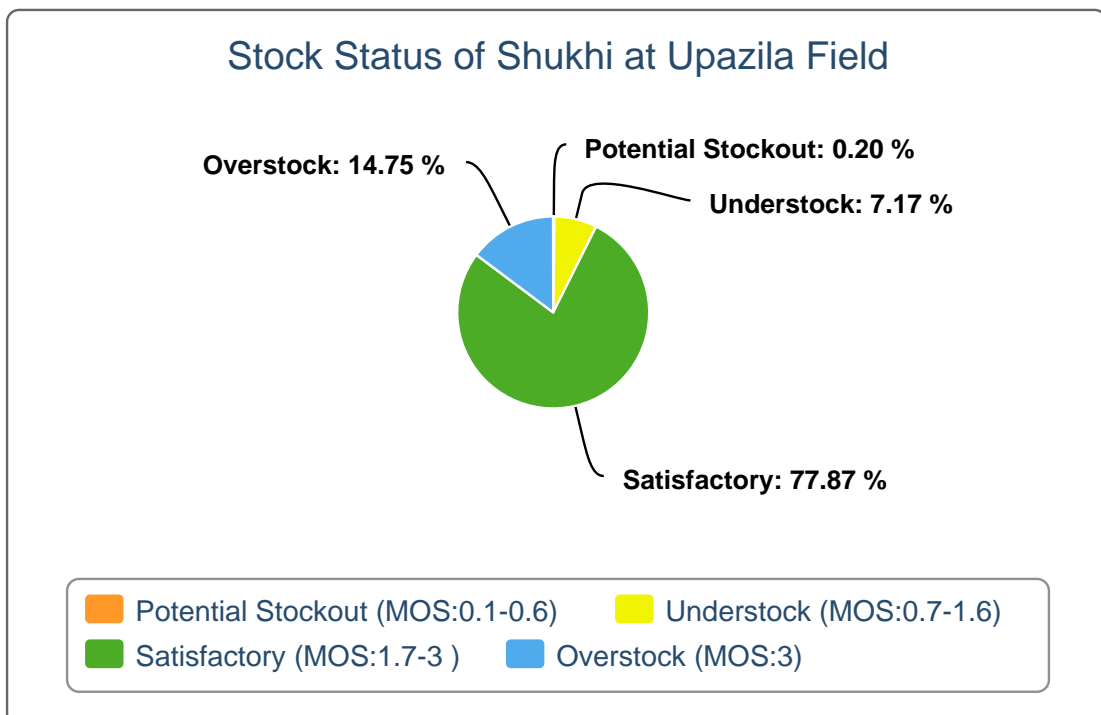
5(b).



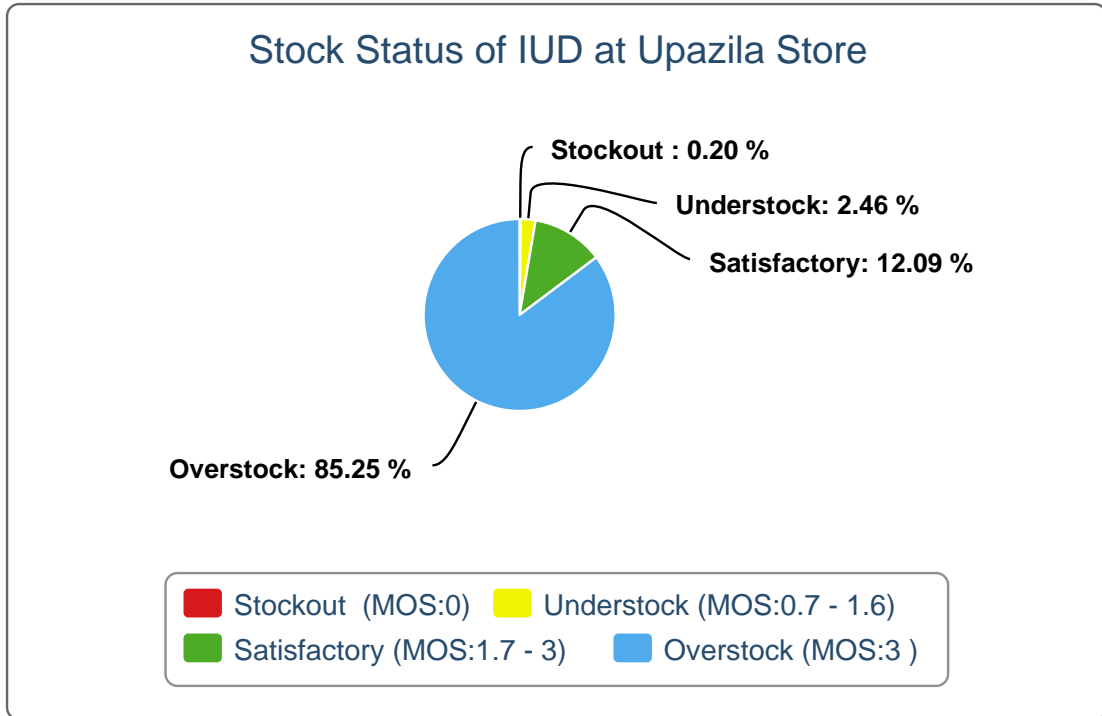
5(c).



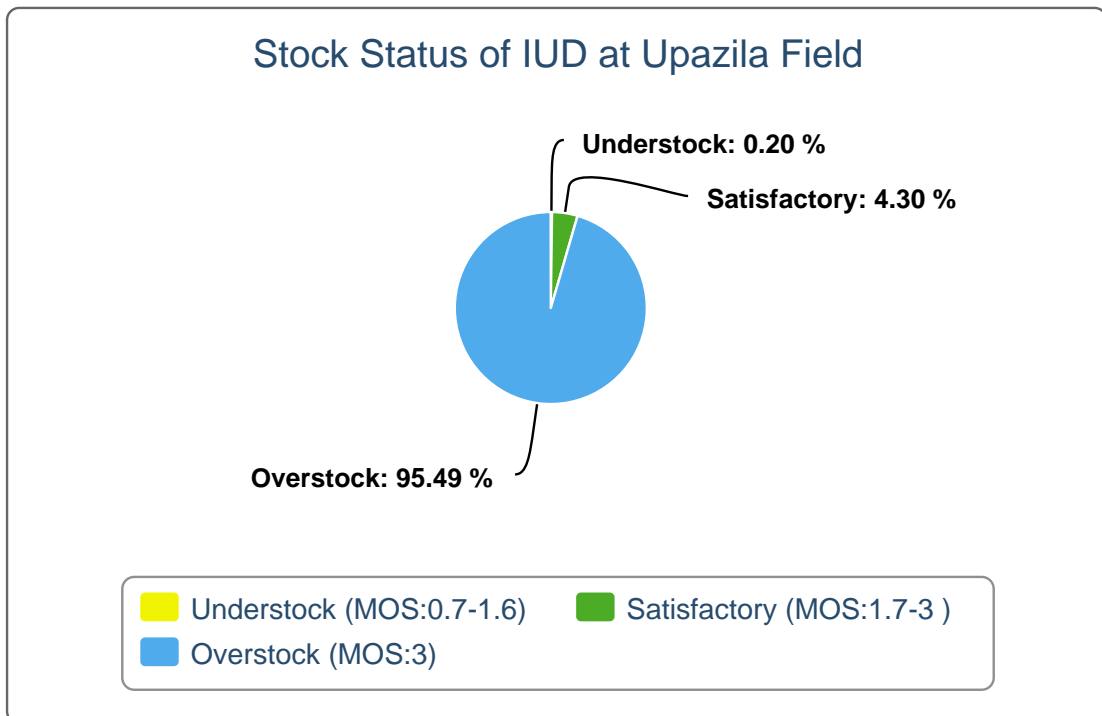
5(d).



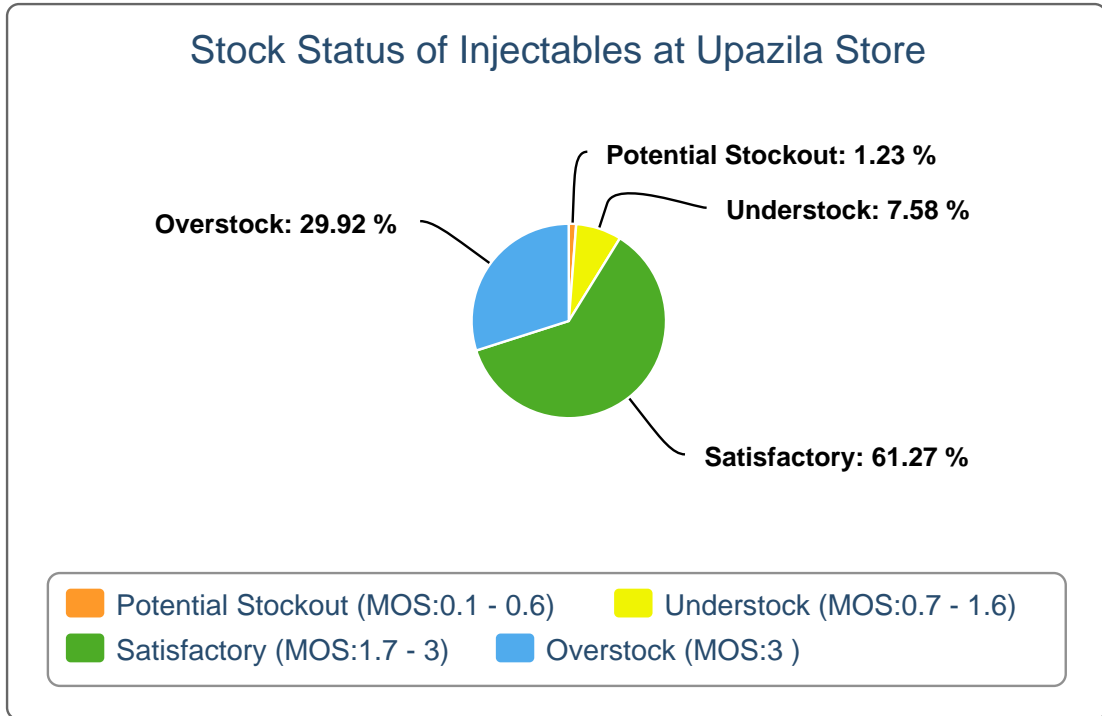
5(e).



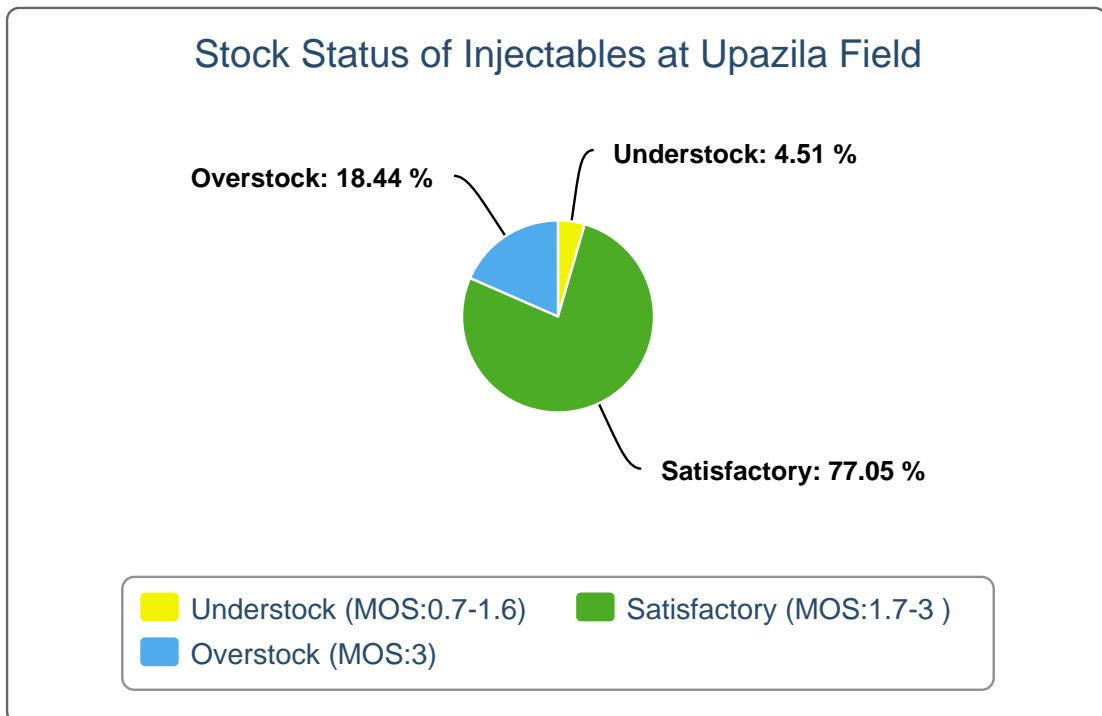
5(f).



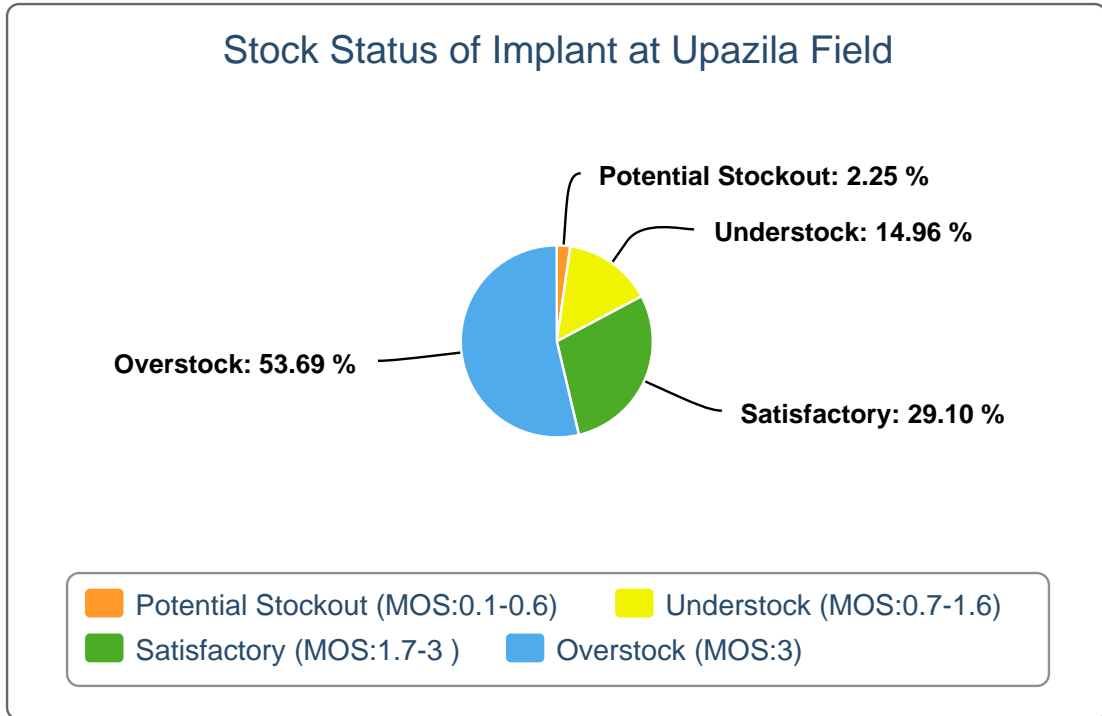
5(g).



5(h).



5(i).



## 6(a). Contraceptive Stock Status by Product at Regional Warehouses

| SL | WH Name        | Condom     |           |      | Shukhi  |         |     | IUD     |       |       | Injectables |        |       | Implant |       |      |
|----|----------------|------------|-----------|------|---------|---------|-----|---------|-------|-------|-------------|--------|-------|---------|-------|------|
|    |                | CBL        | AMD       | MOS  | CBL     | AMD     | MOS | CBL     | AMD   | MOS   | CBL         | AMD    | MOS   | CBL     | AMD   | MOS  |
| 1  | Bandarban RWH  | 118,800    | 35,584    | 3.3  | 37,440  | 19,145  | 2.0 | 385     | 108   | 3.6   | 12,000      | 2,815  | 4.3   | 900     | 226   | 4.0  |
| 2  | Bhola RWH      | 331,200    | 92,082    | 3.6  | 133,920 | 76,820  | 1.7 | 5,250   | 194   | 27.1  | 132,000     | 36,436 | 3.6   | 3,250   | 479   | 6.8  |
| 3  | Bogura RWH     | 2,494,800  | 504,863   | 4.9  | 27,360  | 350,293 | 0.1 | 7,300   | 505   | 14.5  | 4,411,100   | 28,623 | 154.1 | 9,600   | 2,165 | 4.4  |
| 4  | Chattogram RWH | 11,959,400 | 395,008   | 30.3 | 153,761 | 292,521 | 0.5 | 12,980  | 1,249 | 10.4  | 5,656,100   | 46,563 | 121.5 | 13,670  | 2,517 | 5.4  |
| 5  | Cumilla RWH    | 496,800    | 473,744   | 1.0  | 61,920  | 321,752 | 0.2 | 10,800  | 1,215 | 8.9   | 173,000     | 58,425 | 3.0   | 5,050   | 2,228 | 2.3  |
| 6  | Dhaka CWH      | 764,200    | 1,190,182 | 0.6  | 97,104  | 670,065 | 0.1 | 432,950 | 1,703 | 254.2 | 1,026,781   | 83,370 | 12.3  | 95,593  | 2,691 | 35.5 |
| 7  | Dinajpur RWH   | 507,600    | 180,548   | 2.8  | 36,000  | 266,063 | 0.1 | 7,300   | 360   | 20.3  | 112,000     | 30,737 | 3.6   | 5,250   | 1,619 | 3.2  |
| 8  | Faridpur RWH   | 759,600    | 545,946   | 1.4  | 15,840  | 355,667 | 0.0 | 16,400  | 1,058 | 15.5  | 142,000     | 39,968 | 3.6   | 5,150   | 2,630 | 2.0  |
| 9  | Jamalpur RWH   | 1,292,400  | 301,314   | 4.3  | 149,760 | 227,243 | 0.7 | 6,300   | 251   | 25.1  | 139,000     | 25,591 | 5.4   | 4,500   | 1,160 | 3.9  |
| 10 | Jashore RWH    | 342,000    | 424,564   | 0.8  | 8,640   | 261,543 | 0.0 | 6,750   | 484   | 13.9  | 98,300      | 36,338 | 2.7   | 4,450   | 1,507 | 3.0  |
| 11 | Khulna RWH     | 3,968,800  | 572,436   | 6.9  | 23,210  | 369,802 | 0.1 | 6,100   | 638   | 9.6   | 5,346,500   | 37,858 | 141.2 | 7,600   | 1,500 | 5.1  |
| 12 | Kushtia RWH    | 388,800    | 269,140   | 1.4  | 7,200   | 144,347 | 0.0 | 1,861   | 183   | 10.2  | 100,800     | 28,906 | 3.5   | 1,350   | 755   | 1.8  |
| 13 | Mymensingh RWH | 1,659,600  | 637,516   | 2.6  | 300,960 | 721,821 | 0.4 | 7,900   | 852   | 9.3   | 99,500      | 49,196 | 2.0   | 9,500   | 2,896 | 3.3  |
| 14 | Noakhali RWH   | 532,800    | 230,078   | 2.3  | 76,320  | 146,445 | 0.5 | 5,625   | 663   | 8.5   | 72,100      | 36,382 | 2.0   | 6,986   | 1,492 | 4.7  |
| 15 | Pabna RWH      | 1,220,400  | 464,912   | 2.6  | 192,960 | 311,167 | 0.6 | 1,300   | 710   | 1.8   | 153,000     | 40,984 | 3.7   | 2,450   | 967   | 2.5  |
| 16 | Patuakhali RWH | 126,000    | 113,077   | 1.1  | 18,720  | 142,219 | 0.1 | 6,550   | 341   | 19.2  | 79,800      | 23,585 | 3.4   | 5,700   | 1,411 | 4.0  |
| 17 | Rajshahi RWH   | 651,600    | 576,796   | 1.1  | 162,720 | 274,227 | 0.6 | 7,575   | 361   | 21.0  | 86,500      | 29,488 | 2.9   | 4,300   | 1,304 | 3.3  |
| 18 | Rangamati RWH  | 97,200     | 42,812    | 2.3  | 36,720  | 33,682  | 1.1 | 575     | 96    | 6.0   | 7,000       | 2,819  | 2.5   | 350     | 226   | 1.5  |
| 19 | Rangpur RWH    | 241,200    | 484,833   | 0.5  | 2,880   | 628,785 | 0.0 | 6,700   | 1,251 | 5.4   | 59,000      | 89,999 | 0.7   | 8,800   | 2,965 | 3.0  |
| 20 | Sylhet RWH     | 684,000    | 519,123   | 1.3  | 246,240 | 330,806 | 0.7 | 4,750   | 577   | 8.2   | 108,700     | 44,213 | 2.5   | 6,150   | 1,888 | 3.3  |
| 21 | Tangail RWH    | 169,200    | 296,348   | 0.6  | 63,360  | 249,227 | 0.3 | 4,000   | 372   | 10.8  | 118,000     | 22,150 | 5.3   | 3,300   | 768   | 4.3  |

**6(b). Contraceptive Stock Status by Product at Upazila**

| SL | Warehouse Name | Upazila Name    | Condom  |        |     | Shukhi |        |     | IUD |     |      | Injectables |       |     | Implant |     |      |
|----|----------------|-----------------|---------|--------|-----|--------|--------|-----|-----|-----|------|-------------|-------|-----|---------|-----|------|
|    |                |                 | CBL     | AMD    | MOS | CBL    | AMD    | MOS | CBL | AMD | MOS  | CBL         | AMD   | MOS | CBL     | AMD | MOS  |
| 1  | Bandarban RWH  | Alikadam        | 25,728  | 10,929 | 2.4 | 6,012  | 2,861  | 2.1 | 74  | 17  | 4.4  | 2,123       | 557   | 3.8 | 172     | 41  | 4.2  |
| 2  | Bandarban RWH  | Bandarban Sadar | 12,308  | 3,508  | 3.5 | 10,005 | 3,363  | 3.0 | 103 | 28  | 3.7  | 1,648       | 496   | 3.3 | 127     | 39  | 3.3  |
| 3  | Bandarban RWH  | Lama            | 16,728  | 5,424  | 3.1 | 10,500 | 4,492  | 2.3 | 137 | 31  | 4.4  | 2,444       | 681   | 3.6 | 212     | 68  | 3.1  |
| 4  | Bandarban RWH  | Naikhongchhari  | 31,628  | 6,621  | 4.8 | 16,860 | 3,663  | 4.6 | 67  | 7   | 9.6  | 2,540       | 673   | 3.8 | 85      | 14  | 6.1  |
| 5  | Bandarban RWH  | Rowangchhari    | 13,764  | 2,107  | 6.5 | 8,805  | 1,808  | 4.9 | 45  | 4   | 11.3 | 833         | 146   | 5.7 | 69      | 24  | 2.9  |
| 6  | Bandarban RWH  | Ruma            | 21,648  | 4,583  | 4.7 | 7,611  | 1,411  | 5.4 | 58  | 11  | 5.3  | 565         | 110   | 5.1 | 85      | 17  | 5.0  |
| 7  | Bandarban RWH  | Thanchi         | 11,038  | 2,412  | 4.6 | 2,205  | 1,547  | 1.4 | 40  | 10  | 4.0  | 645         | 152   | 4.2 | 100     | 23  | 4.3  |
| 8  | Bhola RWH      | Bhola Sadar     | 29,940  | 11,122 | 2.7 | 29,298 | 9,821  | 3.0 | 211 | 57  | 3.7  | 12,279      | 4,739 | 2.6 | 360     | 126 | 2.9  |
| 9  | Bhola RWH      | Burhanuddin     | 13,462  | 4,128  | 3.3 | 16,980 | 7,094  | 2.4 | 112 | 17  | 6.6  | 6,239       | 1,344 | 4.6 | 200     | 35  | 5.7  |
| 10 | Bhola RWH      | Char Fasson     | 51,200  | 20,785 | 2.5 | 34,230 | 14,956 | 2.3 | 228 | 27  | 8.4  | 18,305      | 8,262 | 2.2 | 470     | 77  | 6.1  |
| 11 | Bhola RWH      | Daulat Khan     | 16,800  | 4,650  | 3.6 | 16,020 | 5,859  | 2.7 | 85  | 8   | 10.6 | 9,000       | 3,389 | 2.7 | 230     | 27  | 8.5  |
| 12 | Bhola RWH      | Hizla           | 9,392   | 7,214  | 1.3 | 6,825  | 4,984  | 1.4 | 47  | 10  | 4.7  | 2,940       | 1,423 | 2.1 | 330     | 20  | 16.5 |
| 13 | Bhola RWH      | Lalmohan        | 26,910  | 16,237 | 1.7 | 30,870 | 12,656 | 2.4 | 168 | 28  | 6.0  | 12,660      | 6,481 | 2.0 | 350     | 65  | 5.4  |
| 14 | Bhola RWH      | Manpura         | 8,296   | 3,027  | 2.7 | 4,277  | 2,508  | 1.7 | 49  | 4   | 12.3 | 3,882       | 1,720 | 2.3 | 70      | 36  | 1.9  |
| 15 | Bhola RWH      | Mehendiganj     | 25,200  | 11,506 | 2.2 | 21,100 | 9,010  | 2.3 | 97  | 25  | 3.9  | 9,173       | 4,493 | 2.0 | 200     | 22  | 9.1  |
| 16 | Bhola RWH      | Muladi          | 13,260  | 8,562  | 1.5 | 7,140  | 6,633  | 1.1 | 43  | 8   | 5.4  | 3,832       | 1,791 | 2.1 | 50      | 38  | 1.3  |
| 17 | Bhola RWH      | Tazumuddin      | 20,536  | 4,851  | 4.2 | 26,280 | 3,299  | 8.0 | 40  | 10  | 4.0  | 7,690       | 2,794 | 2.8 | 42      | 33  | 1.3  |
| 18 | Bogura RWH     | Adamdighi       | 30,000  | 9,050  | 3.3 | 11,910 | 5,341  | 2.2 | 113 | 17  | 6.6  | 646         | 262   | 2.5 | 200     | 46  | 4.3  |
| 19 | Bogura RWH     | Akkelpur        | 7,836   | 5,640  | 1.4 | 8,775  | 5,100  | 1.7 | 55  | 9   | 6.1  | 1,189       | 336   | 3.5 | 300     | 72  | 4.2  |
| 20 | Bogura RWH     | Atrai           | 38,000  | 11,974 | 3.2 | 23,725 | 10,684 | 2.2 | 129 | 8   | 16.1 | 1,565       | 441   | 3.5 | 200     | 28  | 7.1  |
| 21 | Bogura RWH     | Badalgachhi     | 38,396  | 12,694 | 3.0 | 26,580 | 12,188 | 2.2 | 30  | 5   | 6.0  | 3,328       | 1,317 | 2.5 | 200     | 50  | 4.0  |
| 22 | Bogura RWH     | Bogura Sadar    | 105,240 | 57,229 | 1.8 | 11,960 | 10,276 | 1.2 | 249 | 53  | 4.7  | 1,012       | 1,358 | 0.7 | 462     | 129 | 3.6  |
| 23 | Bogura RWH     | Dhamoirhat      | 44,514  | 9,787  | 4.5 | 31,995 | 8,897  | 3.6 | 90  | 13  | 6.9  | 3,394       | 1,008 | 3.4 | 150     | 22  | 6.8  |
| 24 | Bogura RWH     | Dhunat          | 80,300  | 30,047 | 2.7 | 38,975 | 18,038 | 2.2 | 63  | 14  | 4.5  | 4,292       | 1,806 | 2.4 | 200     | 106 | 1.9  |
| 25 | Bogura RWH     | Dhupchanchia    | 15,300  | 8,256  | 1.9 | 5,700  | 7,363  | 0.8 | 84  | 13  | 6.5  | 1,326       | 714   | 1.9 | 500     | 78  | 6.4  |



| SL | Warehouse Name | Upazila Name    | Condom  |        |     | Shukhi |        |     | IUD |     |      | Injectables |       |     | Implant |     |      |
|----|----------------|-----------------|---------|--------|-----|--------|--------|-----|-----|-----|------|-------------|-------|-----|---------|-----|------|
|    |                |                 | CBL     | AMD    | MOS | CBL    | AMD    | MOS | CBL | AMD | MOS  | CBL         | AMD   | MOS | CBL     | AMD | MOS  |
| 26 | Bogura RWH     | Gabtali         | 105,000 | 31,208 | 3.4 | 40,905 | 14,845 | 2.8 | 94  | 12  | 7.8  | 5,982       | 2,260 | 2.6 | 400     | 90  | 4.4  |
| 27 | Bogura RWH     | Ghoraghat       | 19,300  | 5,057  | 3.8 | 11,340 | 5,461  | 2.1 | 49  | 15  | 3.3  | 773         | 295   | 2.6 | 150     | 54  | 2.8  |
| 28 | Bogura RWH     | Hakimpur        | 16,800  | 7,340  | 2.3 | 7,581  | 3,544  | 2.1 | 78  | 7   | 11.1 | 651         | 235   | 2.8 | 200     | 32  | 6.3  |
| 29 | Bogura RWH     | Joypurhat Sadar | 52,656  | 17,344 | 3.0 | 15,750 | 10,794 | 1.5 | 110 | 35  | 3.1  | 2,894       | 677   | 4.3 | 550     | 124 | 4.4  |
| 30 | Bogura RWH     | Kahaloo         | 40,764  | 16,984 | 2.4 | 20,685 | 10,623 | 1.9 | 133 | 28  | 4.8  | 2,014       | 878   | 2.3 | 100     | 86  | 1.2  |
| 31 | Bogura RWH     | Kalai           | 32,120  | 6,234  | 5.2 | 23,190 | 8,081  | 2.9 | 110 | 8   | 13.8 | 1,960       | 380   | 5.2 | 300     | 56  | 5.4  |
| 32 | Bogura RWH     | Khetlal         | 18,752  | 7,342  | 2.6 | 14,640 | 4,513  | 3.2 | 69  | 9   | 7.7  | 958         | 229   | 4.2 | 200     | 79  | 2.5  |
| 33 | Bogura RWH     | Mahadebpur      | 44,340  | 15,308 | 2.9 | 14,295 | 15,338 | 0.9 | 33  | 11  | 3.0  | 2,895       | 846   | 3.4 | 320     | 67  | 4.8  |
| 34 | Bogura RWH     | Manda           | 67,600  | 22,495 | 3.0 | 38,160 | 29,347 | 1.3 | 408 | 76  | 5.4  | 4,864       | 1,790 | 2.7 | 50      | 97  | 0.5  |
| 35 | Bogura RWH     | Nandigram       | 23,900  | 8,877  | 2.7 | 19,380 | 10,371 | 1.9 | 65  | 5   | 13.0 | 830         | 360   | 2.3 | 200     | 48  | 4.2  |
| 36 | Bogura RWH     | Naogaon Sadar   | 56,984  | 24,507 | 2.3 | 22,690 | 17,155 | 1.3 | 200 | 10  | 20.0 | 4,646       | 1,189 | 3.9 | 154     | 60  | 2.6  |
| 37 | Bogura RWH     | Niamatpur       | 67,436  | 14,915 | 4.5 | 29,115 | 14,075 | 2.1 | 56  | 13  | 4.3  | 2,112       | 861   | 2.5 | 350     | 81  | 4.3  |
| 38 | Bogura RWH     | Panchbibi       | 29,633  | 11,732 | 2.5 | 20,238 | 7,171  | 2.8 | 63  | 17  | 3.7  | 1,105       | 724   | 1.5 | 452     | 131 | 3.5  |
| 39 | Bogura RWH     | Patnitala       | 44,271  | 10,831 | 4.1 | 27,424 | 9,675  | 2.8 | 114 | 8   | 14.3 | 1,880       | 570   | 3.3 | 202     | 50  | 4.0  |
| 40 | Bogura RWH     | Porsha          | 35,460  | 10,409 | 3.4 | 24,495 | 8,472  | 2.9 | 48  | 11  | 4.4  | 1,494       | 491   | 3.0 | 150     | 12  | 12.5 |
| 41 | Bogura RWH     | Raninagar       | 33,308  | 12,399 | 2.7 | 23,340 | 11,772 | 2.0 | 142 | 5   | 28.4 | 1,934       | 508   | 3.8 | 250     | 30  | 8.3  |
| 42 | Bogura RWH     | Sapahar         | 50,774  | 10,553 | 4.8 | 27,782 | 9,512  | 2.9 | 100 | 6   | 16.7 | 2,970       | 991   | 3.0 | 250     | 36  | 6.9  |
| 43 | Bogura RWH     | Sariakandi      | 43,968  | 13,518 | 3.3 | 22,725 | 7,946  | 2.9 | 243 | 22  | 11.0 | 2,380       | 1,120 | 2.1 | 550     | 154 | 3.6  |
| 44 | Bogura RWH     | Shajahanpur     | 101,600 | 38,455 | 2.6 | 34,355 | 15,627 | 2.2 | 86  | 13  | 6.6  | 2,092       | 1,088 | 1.9 | 400     | 81  | 4.9  |
| 45 | Bogura RWH     | Sherpur         | 47,100  | 31,046 | 1.5 | 17,220 | 17,403 | 1.0 | 59  | 15  | 3.9  | 2,246       | 1,488 | 1.5 | 400     | 114 | 3.5  |
| 46 | Bogura RWH     | Shibganj        | 65,900  | 24,005 | 2.7 | 55,200 | 22,632 | 2.4 | 80  | 9   | 8.9  | 8,400       | 3,419 | 2.5 | 500     | 67  | 7.5  |
| 47 | Bogura RWH     | Sonatola        | 71,540  | 19,627 | 3.6 | 57,195 | 18,049 | 3.2 | 265 | 38  | 7.0  | 3,245       | 982   | 3.3 | 200     | 85  | 2.4  |
| 48 | Chattogram RWH | Anowara         | 30,900  | 8,794  | 3.5 | 21,165 | 8,966  | 2.4 | 292 | 24  | 12.2 | 2,881       | 751   | 3.8 | 250     | 35  | 7.1  |
| 49 | Chattogram RWH | Banshkhali      | 31,692  | 11,392 | 2.8 | 20,190 | 11,151 | 1.8 | 189 | 22  | 8.6  | 4,481       | 1,774 | 2.5 | 100     | 183 | 0.5  |
| 50 | Chattogram RWH | Boalkhali       | 24,488  | 8,982  | 2.7 | 23,579 | 9,140  | 2.6 | 185 | 25  | 7.4  | 1,410       | 450   | 3.1 | 200     | 41  | 4.9  |

| SL | Warehouse Name | Upazila Name          | Condom  |        |      | Shukhi |        |     | IUD |     |      | Injectables |       |      | Implant |     |      |
|----|----------------|-----------------------|---------|--------|------|--------|--------|-----|-----|-----|------|-------------|-------|------|---------|-----|------|
|    |                |                       | CBL     | AMD    | MOS  | CBL    | AMD    | MOS | CBL | AMD | MOS  | CBL         | AMD   | MOS  | CBL     | AMD | MOS  |
| 51 | Chattogram RWH | Chakaria              | 46,260  | 15,504 | 3.0  | 31,660 | 14,358 | 2.2 | 332 | 54  | 6.1  | 8,306       | 3,117 | 2.7  | 300     | 127 | 2.4  |
| 52 | Chattogram RWH | Chandanaish           | 24,900  | 7,564  | 3.3  | 19,530 | 6,855  | 2.8 | 91  | 33  | 2.8  | 1,788       | 713   | 2.5  | 101     | 57  | 1.8  |
| 53 | Chattogram RWH | Cox's Bazar<br>Sadar  | 80,364  | 25,444 | 3.2  | 38,835 | 15,000 | 2.6 | 475 | 63  | 7.5  | 7,230       | 3,056 | 2.4  | 1,015   | 84  | 12.1 |
| 54 | Chattogram RWH | Dighinala             | 10,596  | 8,448  | 1.3  | 11,420 | 8,148  | 1.4 | 99  | 18  | 5.5  | 1,470       | 860   | 1.7  | 150     | 54  | 2.8  |
| 55 | Chattogram RWH | Double Mooring        | 123,396 | 40,670 | 3.0  | 36,735 | 9,908  | 3.7 | 496 | 172 | 2.9  | 10,947      | 3,020 | 3.6  | 580     | 173 | 3.4  |
| 56 | Chattogram RWH | Fatikchhari           | 64,500  | 19,633 | 3.3  | 38,255 | 15,672 | 2.4 | 213 | 28  | 7.6  | 4,904       | 1,919 | 2.6  | 150     | 231 | 0.6  |
| 57 | Chattogram RWH | Hathazari             | 50,361  | 28,348 | 1.8  | 21,400 | 15,880 | 1.3 | 165 | 27  | 6.1  | 2,170       | 1,129 | 1.9  | 200     | 60  | 3.3  |
| 58 | Chattogram RWH | Khagrachhari<br>Sadar | 14,564  | 4,983  | 2.9  | 9,840  | 5,709  | 1.7 | 110 | 63  | 1.7  | 1,765       | 635   | 2.8  | 80      | 16  | 5.0  |
| 59 | Chattogram RWH | Kutubdia              | 17,040  | 2,271  | 7.5  | 17,175 | 2,559  | 6.7 | 253 | 17  | 14.9 | 9,925       | 856   | 11.6 | 1,000   | 160 | 6.3  |
| 60 | Chattogram RWH | Lakshmichhari         | 14,364  | 1,049  | 13.7 | 5,115  | 2,005  | 2.6 | 34  | 10  | 3.4  | 371         | 99    | 3.7  | 50      | 16  | 3.1  |
| 61 | Chattogram RWH | Lohagara              | 15,982  | 5,837  | 2.7  | 18,105 | 7,092  | 2.6 | 151 | 13  | 11.6 | 3,083       | 1,200 | 2.6  | 250     | 40  | 6.3  |
| 62 | Chattogram RWH | Mahalchhari           | 4,856   | 3,127  | 1.6  | 5,610  | 4,077  | 1.4 | 46  | 6   | 7.7  | 525         | 241   | 2.2  | 110     | 45  | 2.4  |
| 63 | Chattogram RWH | Maheshkhali           | 17,460  | 7,742  | 2.3  | 29,585 | 15,951 | 1.9 | 229 | 43  | 5.3  | 4,259       | 2,944 | 1.4  | 128     | 99  | 1.3  |
| 64 | Chattogram RWH | Manikchhari           | 3,944   | 964    | 4.1  | 5,085  | 1,603  | 3.2 | 93  | 3   | 31.0 | 1,365       | 393   | 3.5  | 120     | 18  | 6.7  |
| 65 | Chattogram RWH | Matiranga             | 14,900  | 8,608  | 1.7  | 16,420 | 7,129  | 2.3 | 250 | 28  | 8.9  | 1,971       | 857   | 2.3  | 402     | 65  | 6.2  |
| 66 | Chattogram RWH | Mirsharai             | 29,476  | 11,807 | 2.5  | 19,230 | 11,896 | 1.6 | 181 | 47  | 3.9  | 4,383       | 1,865 | 2.4  | 400     | 77  | 5.2  |
| 67 | Chattogram RWH | Panchhari             | 10,564  | 2,646  | 4.0  | 6,805  | 4,132  | 1.6 | 68  | 6   | 11.3 | 271         | 182   | 1.5  | 150     | 24  | 6.3  |
| 68 | Chattogram RWH | Panchlaish            | 63,712  | 33,107 | 1.9  | 21,555 | 8,738  | 2.5 | 405 | 106 | 3.8  | 6,472       | 2,528 | 2.6  | 109     | 93  | 1.2  |
| 69 | Chattogram RWH | Patiya                | 44,600  | 18,395 | 2.4  | 31,365 | 16,669 | 1.9 | 440 | 119 | 3.7  | 4,260       | 1,901 | 2.2  | 220     | 95  | 2.3  |
| 70 | Chattogram RWH | Pekua                 | 14,700  | 7,159  | 2.1  | 14,700 | 6,518  | 2.3 | 160 | 21  | 7.6  | 4,471       | 2,196 | 2.0  | 200     | 70  | 2.9  |
| 71 | Chattogram RWH | Ramgarh               | 3,976   | 3,541  | 1.1  | 5,295  | 4,256  | 1.2 | 41  | 4   | 10.3 | 546         | 221   | 2.5  | 80      | 39  | 2.1  |
| 72 | Chattogram RWH | Ramu                  | 27,928  | 7,739  | 3.6  | 19,800 | 6,235  | 3.2 | 214 | 34  | 6.3  | 5,566       | 2,040 | 2.7  | 350     | 74  | 4.7  |
| 73 | Chattogram RWH | Rangunia              | 47,272  | 19,258 | 2.5  | 23,670 | 12,073 | 2.0 | 257 | 53  | 4.8  | 3,216       | 1,486 | 2.2  | 100     | 48  | 2.1  |
| 74 | Chattogram RWH | Raozan                | 40,590  | 12,904 | 3.1  | 24,210 | 10,673 | 2.3 | 175 | 60  | 2.9  | 2,555       | 1,128 | 2.3  | 900     | 147 | 6.1  |
| 75 | Chattogram RWH | Sandwip               | 10,474  | 9,352  | 1.1  | 4,680  | 10,974 | 0.4 | 114 | 29  | 3.9  | 5,244       | 1,125 | 4.7  | 50      | 92  | 0.5  |

| SL  | Warehouse Name | Upazila Name          | Condom  |        |     | Shukhi |        |     | IUD |     |      | Injectables |       |     | Implant |     |     |
|-----|----------------|-----------------------|---------|--------|-----|--------|--------|-----|-----|-----|------|-------------|-------|-----|---------|-----|-----|
|     |                |                       | CBL     | AMD    | MOS | CBL    | AMD    | MOS | CBL | AMD | MOS  | CBL         | AMD   | MOS | CBL     | AMD | MOS |
| 76  | Chattogram RWH | Satkania              | 29,736  | 10,392 | 2.9 | 22,140 | 8,516  | 2.6 | 97  | 18  | 5.4  | 1,993       | 712   | 2.8 | 250     | 62  | 4.0 |
| 77  | Chattogram RWH | Sitakunda             | 44,696  | 15,799 | 2.8 | 26,820 | 10,729 | 2.5 | 141 | 35  | 4.0  | 3,304       | 1,431 | 2.3 | 200     | 44  | 4.5 |
| 78  | Chattogram RWH | Teknaf                | 50,584  | 27,282 | 1.9 | 22,750 | 13,815 | 1.6 | 125 | 46  | 2.7  | 7,433       | 4,248 | 1.7 | 420     | 94  | 4.5 |
| 79  | Chattogram RWH | Ukhia                 | 53,892  | 6,267  | 8.6 | 11,905 | 6,094  | 2.0 | 241 | 22  | 11.0 | 2,843       | 1,486 | 1.9 | 400     | 54  | 7.4 |
| 80  | Cumilla RWH    | Akhaura               | 40,900  | 7,462  | 5.5 | 30,546 | 4,938  | 6.2 | 115 | 8   | 14.4 | 2,726       | 722   | 3.8 | 160     | 27  | 5.9 |
| 81  | Cumilla RWH    | Ashuganj              | 74,688  | 13,609 | 5.5 | 28,795 | 6,062  | 4.8 | 190 | 19  | 10.0 | 4,198       | 747   | 5.6 | 200     | 56  | 3.6 |
| 82  | Cumilla RWH    | Banchharampur         | 91,500  | 15,746 | 5.8 | 47,205 | 7,869  | 6.0 | 141 | 30  | 4.7  | 3,809       | 1,524 | 2.5 | 400     | 153 | 2.6 |
| 83  | Cumilla RWH    | Barura                | 54,124  | 14,427 | 3.8 | 34,640 | 16,265 | 2.1 | 221 | 41  | 5.4  | 5,234       | 2,729 | 1.9 | 300     | 54  | 5.6 |
| 84  | Cumilla RWH    | Bijoyagar             | 47,208  | 13,618 | 3.5 | 26,956 | 8,987  | 3.0 | 89  | 19  | 4.7  | 2,659       | 1,429 | 1.9 | 400     | 50  | 8.0 |
| 85  | Cumilla RWH    | Brahman Para          | 40,900  | 6,197  | 6.6 | 25,250 | 6,617  | 3.8 | 83  | 20  | 4.2  | 2,791       | 629   | 4.4 | 11      | 50  | 0.2 |
| 86  | Cumilla RWH    | Brahmanbaria Sadar    | 99,260  | 23,561 | 4.2 | 70,740 | 9,462  | 7.5 | 282 | 44  | 6.4  | 6,500       | 2,188 | 3.0 | 215     | 80  | 2.7 |
| 87  | Cumilla RWH    | Burichang             | 53,600  | 20,464 | 2.6 | 27,655 | 14,007 | 2.0 | 275 | 42  | 6.5  | 5,669       | 1,695 | 3.3 | 300     | 101 | 3.0 |
| 88  | Cumilla RWH    | Chandina              | 101,144 | 15,061 | 6.7 | 31,790 | 13,546 | 2.3 | 165 | 33  | 5.0  | 3,093       | 2,549 | 1.2 | 200     | 47  | 4.3 |
| 89  | Cumilla RWH    | Chandpur Sadar        | 77,300  | 11,662 | 6.6 | 51,910 | 11,293 | 4.6 | 347 | 92  | 3.8  | 7,317       | 2,190 | 3.3 | 300     | 118 | 2.5 |
| 90  | Cumilla RWH    | Chauddagam            | 60,236  | 17,338 | 3.5 | 59,040 | 14,562 | 4.1 | 370 | 27  | 13.7 | 6,896       | 3,353 | 2.1 | 200     | 38  | 5.3 |
| 91  | Cumilla RWH    | Cumilla Adarsha Sadar | 143,400 | 37,218 | 3.9 | 64,135 | 14,851 | 4.3 | 456 | 98  | 4.7  | 8,213       | 2,806 | 2.9 | 460     | 126 | 3.7 |
| 92  | Cumilla RWH    | Cumilla Sadar Dakshin | 68,400  | 16,814 | 4.1 | 46,425 | 14,517 | 3.2 | 221 | 33  | 6.7  | 6,039       | 2,542 | 2.4 | 190     | 29  | 6.6 |
| 93  | Cumilla RWH    | Daudkandi             | 70,428  | 10,112 | 7.0 | 39,225 | 7,895  | 5.0 | 253 | 58  | 4.4  | 2,743       | 1,545 | 1.8 | 200     | 41  | 4.9 |
| 94  | Cumilla RWH    | Debidwar              | 109,500 | 17,028 | 6.4 | 48,560 | 14,216 | 3.4 | 260 | 117 | 2.2  | 5,671       | 2,607 | 2.2 | 300     | 46  | 6.5 |
| 95  | Cumilla RWH    | Faridganj             | 83,600  | 11,206 | 7.5 | 50,040 | 9,855  | 5.1 | 170 | 57  | 3.0  | 3,210       | 2,521 | 1.3 | 350     | 132 | 2.7 |
| 96  | Cumilla RWH    | Haim Char             | 14,900  | 2,514  | 5.9 | 17,355 | 3,886  | 4.5 | 136 | 6   | 22.7 | 2,824       | 418   | 6.8 | 100     | 29  | 3.4 |
| 97  | Cumilla RWH    | Hajiganj              | 61,300  | 6,624  | 9.3 | 35,310 | 9,494  | 3.7 | 242 | 32  | 7.6  | 3,968       | 1,794 | 2.2 | 300     | 76  | 3.9 |
| 98  | Cumilla RWH    | Homna                 | 44,360  | 13,905 | 3.2 | 29,940 | 6,911  | 4.3 | 158 | 24  | 6.6  | 4,150       | 1,167 | 3.6 | 222     | 37  | 6.0 |
| 99  | Cumilla RWH    | Kachua                | 94,384  | 14,177 | 6.7 | 34,635 | 11,792 | 2.9 | 234 | 38  | 6.2  | 1,527       | 3,526 | 0.4 | 200     | 62  | 3.2 |
| 100 | Cumilla RWH    | Kasba                 | 89,700  | 18,009 | 5.0 | 52,365 | 10,824 | 4.8 | 179 | 22  | 8.1  | 3,861       | 1,022 | 3.8 | 250     | 66  | 3.8 |

| SL  | Warehouse Name | Upazila Name   | Condom  |        |      | Shukhi |        |     | IUD |     |      | Injectables |       |     | Implant |     |      |
|-----|----------------|----------------|---------|--------|------|--------|--------|-----|-----|-----|------|-------------|-------|-----|---------|-----|------|
|     |                |                | CBL     | AMD    | MOS  | CBL    | AMD    | MOS | CBL | AMD | MOS  | CBL         | AMD   | MOS | CBL     | AMD | MOS  |
| 101 | Cumilla RWH    | Laksam         | 83,100  | 11,151 | 7.5  | 49,395 | 7,538  | 6.6 | 208 | 32  | 6.5  | 6,616       | 1,567 | 4.2 | 260     | 45  | 5.8  |
| 102 | Cumilla RWH    | Manoharganj    | 41,400  | 8,906  | 4.6  | 32,200 | 7,082  | 4.5 | 92  | 11  | 8.4  | 2,556       | 1,099 | 2.3 | 100     | 21  | 4.8  |
| 103 | Cumilla RWH    | Matlab Dakshin | 83,400  | 11,426 | 7.3  | 36,672 | 6,733  | 5.4 | 232 | 26  | 8.9  | 3,911       | 1,733 | 2.3 | 265     | 55  | 4.8  |
| 104 | Cumilla RWH    | Matlab Uttar   | 81,300  | 15,170 | 5.4  | 48,700 | 9,878  | 4.9 | 259 | 54  | 4.8  | 4,670       | 1,278 | 3.7 | 300     | 113 | 2.7  |
| 105 | Cumilla RWH    | Meghna         | 35,000  | 4,758  | 7.4  | 24,945 | 3,829  | 6.5 | 90  | 13  | 6.9  | 1,916       | 748   | 2.6 | 245     | 60  | 4.1  |
| 106 | Cumilla RWH    | Muradnagar     | 106,464 | 33,194 | 3.2  | 51,900 | 16,698 | 3.1 | 281 | 65  | 4.3  | 7,312       | 2,739 | 2.7 | 400     | 83  | 4.8  |
| 107 | Cumilla RWH    | Nabinagar      | 133,436 | 24,802 | 5.4  | 35,610 | 14,212 | 2.5 | 71  | 12  | 5.9  | 4,110       | 1,578 | 2.6 | 300     | 111 | 2.7  |
| 108 | Cumilla RWH    | Nangalkot      | 62,400  | 20,694 | 3.0  | 35,200 | 9,023  | 3.9 | 272 | 36  | 7.6  | 7,083       | 2,367 | 3.0 | 150     | 84  | 1.8  |
| 109 | Cumilla RWH    | Nasirnagar     | 93,708  | 13,018 | 7.2  | 39,555 | 11,253 | 3.5 | 160 | 24  | 6.7  | 3,376       | 1,030 | 3.3 | 300     | 74  | 4.1  |
| 110 | Cumilla RWH    | Sarail         | 97,500  | 13,403 | 7.3  | 49,200 | 8,343  | 5.9 | 135 | 23  | 5.9  | 4,417       | 1,514 | 2.9 | 300     | 89  | 3.4  |
| 111 | Cumilla RWH    | Shahrasti      | 15,200  | 3,794  | 4.0  | 21,150 | 5,949  | 3.6 | 223 | 16  | 13.9 | 3,781       | 1,778 | 2.1 | 200     | 46  | 4.3  |
| 112 | Cumilla RWH    | Titas          | 68,844  | 6,676  | 10.3 | 32,925 | 3,365  | 9.8 | 133 | 43  | 3.1  | 3,980       | 1,291 | 3.1 | 217     | 29  | 7.5  |
| 113 | Dhaka CWH      | Araihazar      | 31,200  | 11,530 | 2.7  | 36,060 | 19,851 | 1.8 | 55  | 38  | 1.4  | 3,350       | 2,048 | 1.6 | 0       | 87  | 0.0  |
| 114 | Dhaka CWH      | Bandar         | 68,340  | 37,633 | 1.8  | 21,775 | 16,052 | 1.4 | 139 | 30  | 4.6  | 3,058       | 2,106 | 1.5 | 120     | 60  | 2.0  |
| 115 | Dhaka CWH      | Belabo         | 17,988  | 10,526 | 1.7  | 10,230 | 9,094  | 1.1 | 138 | 17  | 8.1  | 1,833       | 879   | 2.1 | 100     | 65  | 1.5  |
| 116 | Dhaka CWH      | Daulatpur      | 24,664  | 11,350 | 2.2  | 14,640 | 9,067  | 1.6 | 107 | 10  | 10.7 | 1,285       | 956   | 1.3 | 60      | 66  | 0.9  |
| 117 | Dhaka CWH      | Dhamrai        | 38,180  | 22,091 | 1.7  | 25,011 | 19,792 | 1.3 | 310 | 98  | 3.2  | 2,352       | 1,324 | 1.8 | 350     | 62  | 5.6  |
| 118 | Dhaka CWH      | Dohar          | 27,440  | 10,819 | 2.5  | 10,353 | 5,962  | 1.7 | 147 | 16  | 9.2  | 1,305       | 510   | 2.6 | 100     | 42  | 2.4  |
| 119 | Dhaka CWH      | Gazaria        | 19,040  | 8,145  | 2.3  | 16,970 | 7,080  | 2.4 | 59  | 9   | 6.6  | 1,087       | 474   | 2.3 | 81      | 38  | 2.1  |
| 120 | Dhaka CWH      | Gazipur Sadar  | 52,768  | 37,814 | 1.4  | 21,570 | 20,290 | 1.1 | 78  | 32  | 2.4  | 2,763       | 1,534 | 1.8 | 100     | 75  | 1.3  |
| 121 | Dhaka CWH      | Ghior          | 46,716  | 16,391 | 2.9  | 21,945 | 7,620  | 2.9 | 129 | 12  | 10.8 | 2,326       | 788   | 3.0 | 200     | 44  | 4.5  |
| 122 | Dhaka CWH      | Harirampur     | 17,628  | 15,865 | 1.1  | 1,425  | 5,493  | 0.3 | 178 | 7   | 25.4 | 743         | 341   | 2.2 | 100     | 65  | 1.5  |
| 123 | Dhaka CWH      | Kaliakair      | 33,748  | 23,583 | 1.4  | 26,120 | 17,811 | 1.5 | 31  | 17  | 1.8  | 1,032       | 731   | 1.4 | 0       | 58  | 0.0  |
| 124 | Dhaka CWH      | Kaliganj       | 58,784  | 25,052 | 2.3  | 33,390 | 14,752 | 2.3 | 194 | 8   | 24.3 | 2,938       | 1,177 | 2.5 | 300     | 28  | 10.7 |
| 125 | Dhaka CWH      | Kapasia        | 26,892  | 14,638 | 1.8  | 16,545 | 10,662 | 1.6 | 61  | 9   | 6.8  | 1,101       | 551   | 2.0 | 50      | 55  | 0.9  |

| SL  | Warehouse Name | Upazila Name      | Condom  |         |     | Shukhi  |        |     | IUD   |     |      | Injectables |        |     | Implant |     |      |
|-----|----------------|-------------------|---------|---------|-----|---------|--------|-----|-------|-----|------|-------------|--------|-----|---------|-----|------|
|     |                |                   | CBL     | AMD     | MOS | CBL     | AMD    | MOS | CBL   | AMD | MOS  | CBL         | AMD    | MOS | CBL     | AMD | MOS  |
| 126 | Dhaka CWH      | Keraniganj        | 53,968  | 39,486  | 1.4 | 17,340  | 22,768 | 0.8 | 436   | 79  | 5.5  | 4,930       | 2,702  | 1.8 | 656     | 79  | 8.3  |
| 127 | Dhaka CWH      | Lohajang          | 20,720  | 9,726   | 2.1 | 8,085   | 5,631  | 1.4 | 141   | 19  | 7.4  | 1,395       | 466    | 3.0 | 100     | 49  | 2.0  |
| 128 | Dhaka CWH      | Manikganj Sadar   | 57,600  | 30,525  | 1.9 | 37,125  | 11,331 | 3.3 | 257   | 17  | 15.1 | 4,783       | 1,347  | 3.6 | 100     | 65  | 1.5  |
| 129 | Dhaka CWH      | Manohardi         | 53,100  | 19,301  | 2.8 | 14,325  | 11,083 | 1.3 | 106   | 29  | 3.7  | 4,307       | 1,810  | 2.4 | 0       | 26  | 0.0  |
| 130 | Dhaka CWH      | Mirpur            | 640     | 129,493 | 0.0 | 300     | 29,609 | 0.0 | 420   | 271 | 1.5  | 756         | 7,632  | 0.1 | 20      | 278 | 0.1  |
| 131 | Dhaka CWH      | Munshiganj Sadar  | 43,404  | 24,477  | 1.8 | 14,682  | 15,533 | 0.9 | 165   | 22  | 7.5  | 3,309       | 1,337  | 2.5 | 50      | 54  | 0.9  |
| 132 | Dhaka CWH      | Narayanganj Sadar | 130,116 | 74,974  | 1.7 | 81,370  | 44,635 | 1.8 | 250   | 55  | 4.5  | 21,809      | 7,176  | 3.0 | 625     | 116 | 5.4  |
| 133 | Dhaka CWH      | Narsingdi Sadar   | 108,487 | 64,861  | 1.7 | 0       | 59,560 | 0.0 | 288   | 79  | 3.6  | 12,414      | 11,270 | 1.1 | 250     | 101 | 2.5  |
| 134 | Dhaka CWH      | Nawabganj         | 34,844  | 21,569  | 1.6 | 3,561   | 11,695 | 0.3 | 228   | 16  | 14.3 | 1,367       | 819    | 1.7 | 400     | 57  | 7.0  |
| 135 | Dhaka CWH      | Palash            | 14,100  | 10,183  | 1.4 | 4,710   | 9,828  | 0.5 | 54    | 17  | 3.2  | 1,803       | 1,018  | 1.8 | 0       | 48  | 0.0  |
| 136 | Dhaka CWH      | Roypura           | 54,376  | 51,590  | 1.1 | 12,705  | 20,390 | 0.6 | 242   | 63  | 3.8  | 10,801      | 4,827  | 2.2 | 528     | 35  | 15.1 |
| 137 | Dhaka CWH      | Rupganj           | 63,844  | 33,109  | 1.9 | 15,775  | 29,272 | 0.5 | 226   | 40  | 5.7  | 7,579       | 2,751  | 2.8 | 0       | 76  | 0.0  |
| 138 | Dhaka CWH      | Saturia           | 10,500  | 9,795   | 1.1 | 6,360   | 7,848  | 0.8 | 71    | 17  | 4.2  | 1,270       | 596    | 2.1 | 100     | 61  | 1.6  |
| 139 | Dhaka CWH      | Savar             | 112,800 | 61,677  | 1.8 | 36,901  | 28,362 | 1.3 | 298   | 101 | 3.0  | 5,580       | 3,299  | 1.7 | 750     | 104 | 7.2  |
| 140 | Dhaka CWH      | Serajdikhan       | 39,092  | 15,744  | 2.5 | 10,750  | 14,569 | 0.7 | 183   | 34  | 5.4  | 3,454       | 1,211  | 2.9 | 200     | 55  | 3.6  |
| 141 | Dhaka CWH      | Shibalaya         | 35,700  | 17,795  | 2.0 | 12,819  | 8,429  | 1.5 | 61    | 12  | 5.1  | 2,270       | 1,500  | 1.5 | 250     | 49  | 5.1  |
| 142 | Dhaka CWH      | Shibpur           | 37,876  | 19,484  | 1.9 | 9,630   | 14,003 | 0.7 | 81    | 25  | 3.2  | 3,729       | 1,575  | 2.4 | 0       | 73  | 0.0  |
| 143 | Dhaka CWH      | Singair           | 63,997  | 22,659  | 2.8 | 15,567  | 12,198 | 1.3 | 110   | 16  | 6.9  | 2,412       | 773    | 3.1 | 210     | 69  | 3.0  |
| 144 | Dhaka CWH      | Sonargaon         | 64,924  | 27,054  | 2.4 | 47,310  | 20,418 | 2.3 | 154   | 43  | 3.6  | 6,036       | 2,708  | 2.2 | 0       | 54  | 0.0  |
| 145 | Dhaka CWH      | Sreenagar         | 57,160  | 20,573  | 2.8 | 16,100  | 12,300 | 1.3 | 309   | 25  | 12.4 | 2,478       | 877    | 2.8 | 600     | 39  | 15.4 |
| 146 | Dhaka CWH      | Sreepur           | 56,260  | 27,203  | 2.1 | 54,585  | 24,047 | 2.3 | 140   | 25  | 5.6  | 2,866       | 1,726  | 1.7 | 0       | 100 | 0.0  |
| 147 | Dhaka CWH      | Tejgaon           | 318,900 | 182,291 | 1.7 | 194,040 | 77,679 | 2.5 | 1,250 | 346 | 3.6  | 33,875      | 11,546 | 2.9 | 1,025   | 279 | 3.7  |
| 148 | Dhaka CWH      | Tongi             | 50,502  | 20,325  | 2.5 | 14,115  | 6,459  | 2.2 | 153   | 42  | 3.6  | 1,774       | 611    | 2.9 | 610     | 52  | 11.7 |
| 149 | Dhaka CWH      | Tongibari         | 23,176  | 10,851  | 2.1 | 6,555   | 8,892  | 0.7 | 74    | 7   | 10.6 | 924         | 374    | 2.5 | 300     | 27  | 11.1 |
| 150 | Dinajpur RWH   | Atwari            | 31,124  | 4,635   | 6.7 | 25,287  | 8,353  | 3.0 | 67    | 9   | 7.4  | 1,114       | 917    | 1.2 | 0       | 36  | 0.0  |

| SL  | Warehouse Name | Upazila Name     | Condom |        |      | Shukhi |        |      | IUD |     |      | Injectables |       |     | Implant |     |     |
|-----|----------------|------------------|--------|--------|------|--------|--------|------|-----|-----|------|-------------|-------|-----|---------|-----|-----|
|     |                |                  | CBL    | AMD    | MOS  | CBL    | AMD    | MOS  | CBL | AMD | MOS  | CBL         | AMD   | MOS | CBL     | AMD | MOS |
| 151 | Dinajpur RWH   | Baliadangi       | 23,600 | 3,636  | 6.5  | 39,360 | 7,904  | 5.0  | 51  | 7   | 7.3  | 4,256       | 1,740 | 2.4 | 0       | 36  | 0.0 |
| 152 | Dinajpur RWH   | Biral            | 29,426 | 7,960  | 3.7  | 36,660 | 10,659 | 3.4  | 104 | 15  | 6.9  | 2,728       | 1,039 | 2.6 | 310     | 95  | 3.3 |
| 153 | Dinajpur RWH   | Birampur         | 16,800 | 5,879  | 2.9  | 55,470 | 5,200  | 10.7 | 67  | 14  | 4.8  | 1,474       | 260   | 5.7 | 20      | 33  | 0.6 |
| 154 | Dinajpur RWH   | Birganj          | 30,024 | 10,349 | 2.9  | 38,610 | 18,716 | 2.1  | 186 | 36  | 5.2  | 4,217       | 1,516 | 2.8 | 200     | 112 | 1.8 |
| 155 | Dinajpur RWH   | Bochaganj        | 21,826 | 5,383  | 4.1  | 29,625 | 8,198  | 3.6  | 96  | 23  | 4.2  | 1,471       | 599   | 2.5 | 400     | 86  | 4.7 |
| 156 | Dinajpur RWH   | Boda             | 18,500 | 8,712  | 2.1  | 30,720 | 17,198 | 1.8  | 62  | 9   | 6.9  | 5,625       | 2,323 | 2.4 | 0       | 105 | 0.0 |
| 157 | Dinajpur RWH   | Chirirbandar     | 18,714 | 7,167  | 2.6  | 20,955 | 13,357 | 1.6  | 90  | 13  | 6.9  | 2,645       | 999   | 2.6 | 50      | 95  | 0.5 |
| 158 | Dinajpur RWH   | Debiganj         | 29,600 | 10,367 | 2.9  | 38,490 | 22,797 | 1.7  | 116 | 27  | 4.3  | 7,853       | 3,325 | 2.4 | 0       | 54  | 0.0 |
| 159 | Dinajpur RWH   | Dinajpur Sadar   | 60,500 | 23,577 | 2.6  | 34,455 | 18,114 | 1.9  | 163 | 26  | 6.3  | 5,860       | 2,321 | 2.5 | 50      | 247 | 0.2 |
| 160 | Dinajpur RWH   | Fulbari          | 20,460 | 4,868  | 4.2  | 52,905 | 5,066  | 10.4 | 62  | 13  | 4.8  | 1,841       | 203   | 9.1 | 50      | 72  | 0.7 |
| 161 | Dinajpur RWH   | Haripur          | 25,988 | 8,430  | 3.1  | 22,998 | 9,047  | 2.5  | 8   | 9   | 0.9  | 3,745       | 1,270 | 2.9 | 0       | 18  | 0.0 |
| 162 | Dinajpur RWH   | Kaharole         | 12,600 | 3,591  | 3.5  | 19,745 | 9,054  | 2.2  | 85  | 17  | 5.0  | 1,548       | 612   | 2.5 | 200     | 105 | 1.9 |
| 163 | Dinajpur RWH   | Khansama         | 21,600 | 4,204  | 5.1  | 21,378 | 12,820 | 1.7  | 100 | 18  | 5.6  | 615         | 1,084 | 0.6 | 100     | 88  | 1.1 |
| 164 | Dinajpur RWH   | Nawabganj        | 23,900 | 8,543  | 2.8  | 23,760 | 11,436 | 2.1  | 83  | 5   | 16.6 | 3,050       | 1,100 | 2.8 | 0       | 31  | 0.0 |
| 165 | Dinajpur RWH   | Panchagarh Sadar | 22,656 | 9,831  | 2.3  | 17,232 | 14,126 | 1.2  | 73  | 15  | 4.9  | 3,960       | 1,971 | 2.0 | 0       | 57  | 0.0 |
| 166 | Dinajpur RWH   | Parbatipur       | 61,560 | 18,327 | 3.4  | 33,368 | 19,301 | 1.7  | 185 | 36  | 5.1  | 4,254       | 1,823 | 2.3 | 350     | 85  | 4.1 |
| 167 | Dinajpur RWH   | Pirganj          | 30,700 | 5,551  | 5.5  | 48,560 | 9,352  | 5.2  | 62  | 17  | 3.6  | 5,940       | 1,021 | 5.8 | 200     | 40  | 5.0 |
| 168 | Dinajpur RWH   | Ranisankail      | 16,656 | 4,501  | 3.7  | 22,770 | 10,912 | 2.1  | 49  | 8   | 6.1  | 736         | 969   | 0.8 | 0       | 52  | 0.0 |
| 169 | Dinajpur RWH   | Tentulia         | 14,380 | 5,919  | 2.4  | 13,440 | 7,457  | 1.8  | 81  | 10  | 8.1  | 2,641       | 486   | 5.4 | 50      | 26  | 1.9 |
| 170 | Dinajpur RWH   | Thakurgaon Sadar | 59,296 | 19,118 | 3.1  | 47,160 | 26,996 | 1.7  | 155 | 33  | 4.7  | 11,032      | 5,159 | 2.1 | 0       | 146 | 0.0 |
| 171 | Faridpur RWH   | Agailjhara       | 25,222 | 5,999  | 4.2  | 21,297 | 6,815  | 3.1  | 80  | 13  | 6.2  | 2,194       | 583   | 3.8 | 100     | 37  | 2.7 |
| 172 | Faridpur RWH   | Alfadanga        | 76,300 | 5,050  | 15.1 | 4,155  | 3,101  | 1.3  | 8   | 8   | 1.0  | 705         | 507   | 1.4 | 300     | 69  | 4.3 |
| 173 | Faridpur RWH   | Babuganj         | 18,500 | 5,112  | 3.6  | 11,025 | 5,838  | 1.9  | 102 | 19  | 5.4  | 2,352       | 537   | 4.4 | 50      | 42  | 1.2 |
| 174 | Faridpur RWH   | Baliakandi       | 76,562 | 24,102 | 3.2  | 20,553 | 11,036 | 1.9  | 134 | 25  | 5.4  | 4,423       | 1,183 | 3.7 | 450     | 74  | 6.1 |
| 175 | Faridpur RWH   | Banari Para      | 17,248 | 5,861  | 2.9  | 10,215 | 7,145  | 1.4  | 29  | 8   | 3.6  | 1,403       | 550   | 2.6 | 250     | 44  | 5.7 |

| SL  | Warehouse Name | Upazila Name                | Condom  |        |     | Shukhi |        |     | IUD |     |     | Injectables |       |     | Implant |     |     |
|-----|----------------|-----------------------------|---------|--------|-----|--------|--------|-----|-----|-----|-----|-------------|-------|-----|---------|-----|-----|
|     |                |                             | CBL     | AMD    | MOS | CBL    | AMD    | MOS | CBL | AMD | MOS | CBL         | AMD   | MOS | CBL     | AMD | MOS |
| 176 | Faridpur RWH   | Barishal Sadar<br>(kotwali) | 16,608  | 25,828 | 0.6 | 22,950 | 13,984 | 1.6 | 88  | 62  | 1.4 | 4,401       | 3,053 | 1.4 | 406     | 110 | 3.7 |
| 177 | Faridpur RWH   | Bhanga                      | 65,880  | 24,029 | 2.7 | 15,097 | 13,156 | 1.1 | 101 | 78  | 1.3 | 2,206       | 737   | 3.0 | 200     | 111 | 1.8 |
| 178 | Faridpur RWH   | Bhedarganj                  | 39,544  | 9,541  | 4.1 | 14,310 | 7,798  | 1.8 | 87  | 22  | 4.0 | 5,584       | 1,458 | 3.8 | 100     | 55  | 1.8 |
| 179 | Faridpur RWH   | Boalmari                    | 71,760  | 14,784 | 4.9 | 27,240 | 10,784 | 2.5 | 89  | 15  | 5.9 | 3,271       | 1,207 | 2.7 | 300     | 115 | 2.6 |
| 180 | Faridpur RWH   | Char Bhadrasan              | 20,196  | 5,408  | 3.7 | 4,074  | 1,192  | 3.4 | 79  | 12  | 6.6 | 560         | 122   | 4.6 | 150     | 33  | 4.5 |
| 181 | Faridpur RWH   | Damudya                     | 19,356  | 4,030  | 4.8 | 9,615  | 2,467  | 3.9 | 46  | 12  | 3.8 | 2,184       | 294   | 7.4 | 100     | 15  | 6.7 |
| 182 | Faridpur RWH   | Faridpur Sadar              | 100,011 | 48,422 | 2.1 | 1,275  | 17,384 | 0.1 | 254 | 76  | 3.3 | 7,830       | 2,937 | 2.7 | 700     | 240 | 2.9 |
| 183 | Faridpur RWH   | Gaurnadi                    | 23,100  | 8,256  | 2.8 | 24,060 | 9,422  | 2.6 | 119 | 16  | 7.4 | 3,217       | 975   | 3.3 | 0       | 42  | 0.0 |
| 184 | Faridpur RWH   | Goalanda                    | 140,112 | 32,348 | 4.3 | 11,670 | 5,245  | 2.2 | 53  | 7   | 7.6 | 3,062       | 1,172 | 2.6 | 50      | 59  | 0.8 |
| 185 | Faridpur RWH   | Gopalganj Sadar             | 111,839 | 25,127 | 4.5 | 28,132 | 13,551 | 2.1 | 112 | 48  | 2.3 | 3,141       | 1,085 | 2.9 | 400     | 75  | 5.3 |
| 186 | Faridpur RWH   | Gosairhat                   | 47,856  | 8,745  | 5.5 | 22,725 | 6,048  | 3.8 | 141 | 37  | 3.8 | 4,009       | 858   | 4.7 | 150     | 16  | 9.4 |
| 187 | Faridpur RWH   | Jhalokati Sadar             | 22,100  | 7,325  | 3.0 | 3,735  | 7,019  | 0.5 | 50  | 17  | 2.9 | 2,218       | 709   | 3.1 | 50      | 64  | 0.8 |
| 188 | Faridpur RWH   | Kalkini                     | 46,100  | 13,776 | 3.3 | 15,555 | 11,964 | 1.3 | 85  | 31  | 2.7 | 3,576       | 1,105 | 3.2 | 322     | 78  | 4.1 |
| 189 | Faridpur RWH   | Kashiani                    | 74,536  | 14,855 | 5.0 | 26,795 | 9,109  | 2.9 | 65  | 10  | 6.5 | 2,602       | 658   | 4.0 | 200     | 56  | 3.6 |
| 190 | Faridpur RWH   | Kotalipara                  | 31,100  | 10,734 | 2.9 | 22,755 | 14,326 | 1.6 | 35  | 11  | 3.2 | 2,350       | 654   | 3.6 | 150     | 68  | 2.2 |
| 191 | Faridpur RWH   | Madaripur Sadar             | 62,516  | 17,390 | 3.6 | 17,125 | 19,239 | 0.9 | 268 | 83  | 3.2 | 13,915      | 4,062 | 3.4 | 350     | 85  | 4.1 |
| 192 | Faridpur RWH   | Madhukhali                  | 52,412  | 14,597 | 3.6 | 22,005 | 11,668 | 1.9 | 219 | 41  | 5.3 | 3,568       | 1,226 | 2.9 | 400     | 106 | 3.8 |
| 193 | Faridpur RWH   | Muksudpur                   | 113,251 | 22,399 | 5.1 | 15,021 | 21,059 | 0.7 | 60  | 18  | 3.3 | 5,245       | 1,789 | 2.9 | 100     | 71  | 1.4 |
| 194 | Faridpur RWH   | Nagarkanda                  | 49,668  | 14,750 | 3.4 | 19,395 | 8,726  | 2.2 | 135 | 38  | 3.6 | 2,214       | 489   | 4.5 | 150     | 45  | 3.3 |
| 195 | Faridpur RWH   | Naria                       | 35,532  | 9,758  | 3.6 | 11,685 | 8,476  | 1.4 | 50  | 14  | 3.6 | 2,587       | 656   | 3.9 | 150     | 46  | 3.3 |
| 196 | Faridpur RWH   | Nesarabad<br>(swarupkati)   | 31,180  | 17,812 | 1.8 | 8,025  | 12,939 | 0.6 | 41  | 27  | 1.5 | 2,212       | 1,178 | 1.9 | 200     | 73  | 2.7 |
| 197 | Faridpur RWH   | Pangsha                     | 127,300 | 28,040 | 4.5 | 28,830 | 18,240 | 1.6 | 40  | 24  | 1.7 | 7,490       | 1,950 | 3.8 | 600     | 163 | 3.7 |
| 198 | Faridpur RWH   | Rajbari Sadar               | 169,400 | 28,152 | 6.0 | 33,840 | 11,403 | 3.0 | 464 | 113 | 4.1 | 9,111       | 1,996 | 4.6 | 550     | 154 | 3.6 |
| 199 | Faridpur RWH   | Rajoir                      | 40,732  | 12,362 | 3.3 | 14,556 | 11,696 | 1.2 | 45  | 8   | 5.6 | 3,133       | 1,027 | 3.1 | 200     | 50  | 4.0 |
| 200 | Faridpur RWH   | Sadarpur                    | 42,176  | 16,463 | 2.6 | 13,395 | 6,841  | 2.0 | 68  | 24  | 2.8 | 2,301       | 528   | 4.4 | 130     | 59  | 2.2 |

| SL  | Warehouse Name | Upazila Name     | Condom  |        |     | Shukhi |        |     | IUD |     |      | Injectables |       |     | Implant |     |     |
|-----|----------------|------------------|---------|--------|-----|--------|--------|-----|-----|-----|------|-------------|-------|-----|---------|-----|-----|
|     |                |                  | CBL     | AMD    | MOS | CBL    | AMD    | MOS | CBL | AMD | MOS  | CBL         | AMD   | MOS | CBL     | AMD | MOS |
| 201 | Faridpur RWH   | Saltha           | 53,928  | 9,872  | 5.5 | 21,090 | 7,191  | 2.9 | 89  | 17  | 5.2  | 2,976       | 534   | 5.6 | 150     | 51  | 2.9 |
| 202 | Faridpur RWH   | Shariatpur Sadar | 25,492  | 9,533  | 2.7 | 3,495  | 7,009  | 0.5 | 164 | 42  | 3.9  | 1,831       | 674   | 2.7 | 100     | 56  | 1.8 |
| 203 | Faridpur RWH   | Shib Char        | 47,536  | 17,861 | 2.7 | 19,815 | 13,683 | 1.4 | 90  | 42  | 2.1  | 6,630       | 1,786 | 3.7 | 244     | 84  | 2.9 |
| 204 | Faridpur RWH   | Tungipara        | 34,128  | 6,913  | 4.9 | 26,730 | 3,669  | 7.3 | 28  | 9   | 3.1  | 2,616       | 334   | 7.8 | 100     | 40  | 2.5 |
| 205 | Faridpur RWH   | Wazirpur         | 28,140  | 7,732  | 3.6 | 17,955 | 10,135 | 1.8 | 86  | 14  | 6.1  | 2,110       | 725   | 2.9 | 122     | 81  | 1.5 |
| 206 | Faridpur RWH   | Zanjira          | 75,240  | 12,980 | 5.8 | 19,960 | 6,309  | 3.2 | 94  | 17  | 5.5  | 2,965       | 630   | 4.7 | 354     | 63  | 5.6 |
| 207 | Jamalpur RWH   | Bakshiganj       | 52,500  | 21,762 | 2.4 | 22,615 | 9,366  | 2.4 | 24  | 9   | 2.7  | 2,515       | 847   | 3.0 | 210     | 62  | 3.4 |
| 208 | Jamalpur RWH   | Char Rajibpur    | 38,400  | 16,374 | 2.3 | 10,322 | 4,362  | 2.4 | 19  | 2   | 9.5  | 2,134       | 878   | 2.4 | 105     | 29  | 3.6 |
| 209 | Jamalpur RWH   | Dewanganj        | 62,180  | 22,478 | 2.8 | 21,165 | 14,095 | 1.5 | 123 | 13  | 9.5  | 5,750       | 2,571 | 2.2 | 250     | 100 | 2.5 |
| 210 | Jamalpur RWH   | Islampur         | 77,772  | 29,215 | 2.7 | 43,984 | 20,934 | 2.1 | 172 | 29  | 5.9  | 4,134       | 1,787 | 2.3 | 100     | 84  | 1.2 |
| 211 | Jamalpur RWH   | Jamalpur Sadar   | 126,088 | 40,262 | 3.1 | 98,890 | 35,244 | 2.8 | 174 | 35  | 5.0  | 12,048      | 3,886 | 3.1 | 100     | 103 | 1.0 |
| 212 | Jamalpur RWH   | Jhenaigati       | 44,120  | 13,184 | 3.3 | 41,320 | 15,565 | 2.7 | 75  | 9   | 8.3  | 3,529       | 1,368 | 2.6 | 200     | 60  | 3.3 |
| 213 | Jamalpur RWH   | Madarganj        | 23,000  | 12,747 | 1.8 | 20,880 | 11,174 | 1.9 | 95  | 26  | 3.7  | 1,600       | 720   | 2.2 | 100     | 119 | 0.8 |
| 214 | Jamalpur RWH   | Melandaha        | 75,300  | 20,406 | 3.7 | 43,920 | 16,561 | 2.7 | 140 | 24  | 5.8  | 6,250       | 1,962 | 3.2 | 100     | 79  | 1.3 |
| 215 | Jamalpur RWH   | Nakla            | 33,516  | 10,867 | 3.1 | 23,680 | 11,343 | 2.1 | 60  | 11  | 5.5  | 3,686       | 1,196 | 3.1 | 101     | 92  | 1.1 |
| 216 | Jamalpur RWH   | Nalitabari       | 55,536  | 18,650 | 3.0 | 38,910 | 16,119 | 2.4 | 39  | 11  | 3.5  | 3,904       | 1,296 | 3.0 | 200     | 79  | 2.5 |
| 217 | Jamalpur RWH   | Raumari          | 40,478  | 18,939 | 2.1 | 8,430  | 9,743  | 0.9 | 63  | 11  | 5.7  | 2,419       | 1,416 | 1.7 | 100     | 32  | 3.1 |
| 218 | Jamalpur RWH   | Sarishabari      | 69,618  | 26,960 | 2.6 | 34,885 | 16,415 | 2.1 | 97  | 44  | 2.2  | 4,438       | 1,641 | 2.7 | 50      | 61  | 0.8 |
| 219 | Jamalpur RWH   | Sherpur Sadar    | 60,800  | 34,015 | 1.8 | 57,485 | 32,828 | 1.8 | 82  | 19  | 4.3  | 10,855      | 5,210 | 2.1 | 150     | 162 | 0.9 |
| 220 | Jamalpur RWH   | Sreebardi        | 75,180  | 15,455 | 4.9 | 56,795 | 13,494 | 4.2 | 55  | 8   | 6.9  | 1,794       | 813   | 2.2 | 100     | 98  | 1.0 |
| 221 | Jashore RWH    | Abhaynagar       | 44,820  | 17,648 | 2.5 | 10,425 | 9,336  | 1.1 | 134 | 12  | 11.2 | 5,155       | 1,767 | 2.9 | 50      | 58  | 0.9 |
| 222 | Jashore RWH    | Bagher Para      | 32,604  | 17,045 | 1.9 | 19,845 | 10,374 | 1.9 | 83  | 24  | 3.5  | 3,005       | 1,395 | 2.2 | 550     | 69  | 8.0 |
| 223 | Jashore RWH    | Chaugachha       | 52,000  | 20,510 | 2.5 | 9,855  | 9,657  | 1.0 | 69  | 16  | 4.3  | 2,490       | 870   | 2.9 | 449     | 55  | 8.2 |
| 224 | Jashore RWH    | Harinakunda      | 20,628  | 8,988  | 2.3 | 16,110 | 11,135 | 1.4 | 112 | 12  | 9.3  | 1,730       | 835   | 2.1 | 300     | 54  | 5.6 |
| 225 | Jashore RWH    | Jashore Sadar    | 253,000 | 71,906 | 3.5 | 27,150 | 39,510 | 0.7 | 348 | 41  | 8.5  | 24,186      | 5,926 | 4.1 | 220     | 124 | 1.8 |



| SL  | Warehouse Name | Upazila Name    | Condom  |        |     | Shukhi |        |     | IUD |     |      | Injectables |       |     | Implant |     |      |
|-----|----------------|-----------------|---------|--------|-----|--------|--------|-----|-----|-----|------|-------------|-------|-----|---------|-----|------|
|     |                |                 | CBL     | AMD    | MOS | CBL    | AMD    | MOS | CBL | AMD | MOS  | CBL         | AMD   | MOS | CBL     | AMD | MOS  |
| 226 | Jashore RWH    | Jhenaidah Sadar | 57,455  | 20,825 | 2.8 | 17,775 | 14,162 | 1.3 | 111 | 59  | 1.9  | 4,725       | 1,844 | 2.6 | 600     | 82  | 7.3  |
| 227 | Jashore RWH    | Jhikargachha    | 51,200  | 19,879 | 2.6 | 11,880 | 9,782  | 1.2 | 160 | 18  | 8.9  | 1,900       | 1,473 | 1.3 | 2       | 47  | 0.0  |
| 228 | Jashore RWH    | Kalia           | 43,900  | 17,668 | 2.5 | 3,030  | 8,773  | 0.3 | 167 | 11  | 15.2 | 2,827       | 504   | 5.6 | 888     | 36  | 24.7 |
| 229 | Jashore RWH    | Kaliganj        | 37,300  | 15,540 | 2.4 | 17,550 | 10,910 | 1.6 | 91  | 11  | 8.3  | 1,909       | 685   | 2.8 | 302     | 63  | 4.8  |
| 230 | Jashore RWH    | Keshabpur       | 55,000  | 14,828 | 3.7 | 18,105 | 9,066  | 2.0 | 185 | 15  | 12.3 | 6,395       | 1,641 | 3.9 | 104     | 64  | 1.6  |
| 231 | Jashore RWH    | Kotchandpur     | 18,800  | 7,938  | 2.4 | 3,165  | 5,237  | 0.6 | 35  | 8   | 4.4  | 1,600       | 592   | 2.7 | 300     | 37  | 8.1  |
| 232 | Jashore RWH    | Lohagara        | 25,344  | 17,769 | 1.4 | 4,350  | 9,668  | 0.4 | 238 | 30  | 7.9  | 3,045       | 1,259 | 2.4 | 850     | 69  | 12.3 |
| 233 | Jashore RWH    | Magura Sadar    | 64,008  | 23,059 | 2.8 | 5,425  | 19,038 | 0.3 | 236 | 57  | 4.1  | 6,728       | 2,463 | 2.7 | 200     | 122 | 1.6  |
| 234 | Jashore RWH    | Maheshpur       | 31,560  | 15,868 | 2.0 | 7,680  | 8,875  | 0.9 | 95  | 33  | 2.9  | 4,200       | 2,521 | 1.7 | 100     | 50  | 2.0  |
| 235 | Jashore RWH    | Manirampur      | 62,800  | 27,263 | 2.3 | 18,180 | 16,183 | 1.1 | 71  | 20  | 3.6  | 11,704      | 5,392 | 2.2 | 400     | 78  | 5.1  |
| 236 | Jashore RWH    | Mohammadpur     | 26,896  | 10,103 | 2.7 | 2,085  | 9,324  | 0.2 | 88  | 15  | 5.9  | 1,912       | 756   | 2.5 | 250     | 60  | 4.2  |
| 237 | Jashore RWH    | Narail Sadar    | 21,937  | 23,508 | 0.9 | 995    | 15,731 | 0.1 | 185 | 24  | 7.7  | 3,637       | 1,486 | 2.4 | 150     | 105 | 1.4  |
| 238 | Jashore RWH    | Shailkupa       | 59,100  | 22,580 | 2.6 | 21,045 | 15,988 | 1.3 | 47  | 15  | 3.1  | 3,541       | 1,404 | 2.5 | 250     | 120 | 2.1  |
| 239 | Jashore RWH    | Shalikka        | 16,608  | 7,127  | 2.3 | 8,005  | 7,634  | 1.0 | 40  | 16  | 2.5  | 1,437       | 592   | 2.4 | 300     | 52  | 5.8  |
| 240 | Jashore RWH    | Sharsha         | 74,428  | 33,167 | 2.2 | 10,260 | 13,044 | 0.8 | 84  | 19  | 4.4  | 5,559       | 2,218 | 2.5 | 150     | 91  | 1.6  |
| 241 | Jashore RWH    | Sreepur         | 33,204  | 11,345 | 2.9 | 3,765  | 8,116  | 0.5 | 79  | 28  | 2.8  | 2,079       | 715   | 2.9 | 472     | 71  | 6.6  |
| 242 | Khulna RWH     | Assasuni        | 66,600  | 15,618 | 4.3 | 9,195  | 22,601 | 0.4 | 37  | 8   | 4.6  | 1,260       | 1,277 | 1.0 | 0       | 48  | 0.0  |
| 243 | Khulna RWH     | Bagerhat Sadar  | 63,456  | 18,370 | 3.5 | 27,855 | 11,696 | 2.4 | 54  | 18  | 3.0  | 5,383       | 1,070 | 5.0 | 150     | 57  | 2.6  |
| 244 | Khulna RWH     | Batiaghata      | 35,400  | 11,778 | 3.0 | 13,140 | 9,467  | 1.4 | 143 | 7   | 20.4 | 2,200       | 707   | 3.1 | 100     | 49  | 2.0  |
| 245 | Khulna RWH     | Bhandaria       | 35,404  | 11,204 | 3.2 | 16,605 | 7,031  | 2.4 | 108 | 17  | 6.4  | 2,559       | 996   | 2.6 | 100     | 35  | 2.9  |
| 246 | Khulna RWH     | Chitalmari      | 42,700  | 19,611 | 2.2 | 17,880 | 9,427  | 1.9 | 31  | 4   | 7.8  | 3,551       | 1,243 | 2.9 | 100     | 37  | 2.7  |
| 247 | Khulna RWH     | Dacope          | 46,352  | 6,847  | 6.8 | 18,240 | 7,645  | 2.4 | 35  | 6   | 5.8  | 2,390       | 482   | 5.0 | 150     | 76  | 2.0  |
| 248 | Khulna RWH     | Daulatpur       | 209,400 | 44,551 | 4.7 | 29,070 | 13,945 | 2.1 | 150 | 19  | 7.9  | 6,100       | 2,825 | 2.2 | 0       | 41  | 0.0  |
| 249 | Khulna RWH     | Debhata         | 35,700  | 11,898 | 3.0 | 6,540  | 6,467  | 1.0 | 36  | 5   | 7.2  | 1,582       | 407   | 3.9 | 100     | 14  | 7.1  |
| 250 | Khulna RWH     | Dumuria         | 116,500 | 28,369 | 4.1 | 36,633 | 18,949 | 1.9 | 215 | 46  | 4.7  | 6,423       | 2,083 | 3.1 | 300     | 91  | 3.3  |

| SL  | Warehouse Name | Upazila Name   | Condom  |        |     | Shukhi |        |     | IUD |     |      | Injectables |       |     | Implant |     |     |
|-----|----------------|----------------|---------|--------|-----|--------|--------|-----|-----|-----|------|-------------|-------|-----|---------|-----|-----|
|     |                |                | CBL     | AMD    | MOS | CBL    | AMD    | MOS | CBL | AMD | MOS  | CBL         | AMD   | MOS | CBL     | AMD | MOS |
| 251 | Khulna RWH     | Fakirhat       | 45,800  | 8,703  | 5.3 | 10,140 | 5,630  | 1.8 | 36  | 8   | 4.5  | 2,124       | 537   | 4.0 | 100     | 31  | 3.2 |
| 252 | Khulna RWH     | Indurkani      | 14,840  | 3,948  | 3.8 | 8,055  | 4,271  | 1.9 | 33  | 9   | 3.7  | 2,010       | 503   | 4.0 | 100     | 29  | 3.4 |
| 253 | Khulna RWH     | Kachua         | 30,580  | 6,879  | 4.4 | 15,990 | 5,560  | 2.9 | 46  | 7   | 6.6  | 2,685       | 469   | 5.7 | 0       | 24  | 0.0 |
| 254 | Khulna RWH     | Kalaroa        | 85,224  | 22,344 | 3.8 | 24,435 | 7,538  | 3.2 | 52  | 4   | 13.0 | 2,261       | 952   | 2.4 | 80      | 37  | 2.2 |
| 255 | Khulna RWH     | Kaliganj       | 66,600  | 23,685 | 2.8 | 20,610 | 17,890 | 1.2 | 75  | 10  | 7.5  | 3,623       | 1,316 | 2.8 | 50      | 23  | 2.2 |
| 256 | Khulna RWH     | Kanthalia      | 29,817  | 3,875  | 7.7 | 20,325 | 4,273  | 4.8 | 28  | 6   | 4.7  | 2,124       | 679   | 3.1 | 50      | 17  | 2.9 |
| 257 | Khulna RWH     | Kawkhali       | 21,200  | 5,024  | 4.2 | 8,900  | 3,354  | 2.7 | 75  | 18  | 4.2  | 1,160       | 341   | 3.4 | 50      | 21  | 2.4 |
| 258 | Khulna RWH     | Khulna Sadar   | 198,560 | 82,933 | 2.4 | 20,310 | 29,886 | 0.7 | 840 | 113 | 7.4  | 13,604      | 5,604 | 2.4 | 139     | 31  | 4.5 |
| 259 | Khulna RWH     | Koyra          | 43,500  | 13,550 | 3.2 | 16,320 | 16,091 | 1.0 | 67  | 12  | 5.6  | 2,770       | 634   | 4.4 | 200     | 66  | 3.0 |
| 260 | Khulna RWH     | Mathbaria      | 58,236  | 15,076 | 3.9 | 21,660 | 16,690 | 1.3 | 141 | 22  | 6.4  | 4,307       | 1,535 | 2.8 | 200     | 62  | 3.2 |
| 261 | Khulna RWH     | Mollahat       | 39,336  | 11,003 | 3.6 | 17,610 | 8,378  | 2.1 | 32  | 7   | 4.6  | 1,889       | 433   | 4.4 | 100     | 53  | 1.9 |
| 262 | Khulna RWH     | Mongla         | 43,760  | 13,051 | 3.4 | 17,265 | 6,648  | 2.6 | 99  | 16  | 6.2  | 2,566       | 673   | 3.8 | 150     | 37  | 4.1 |
| 263 | Khulna RWH     | Morrelganj     | 63,620  | 14,939 | 4.3 | 42,825 | 14,731 | 2.9 | 125 | 47  | 2.7  | 4,916       | 1,277 | 3.8 | 150     | 87  | 1.7 |
| 264 | Khulna RWH     | Nazirpur       | 56,316  | 13,795 | 4.1 | 13,335 | 10,217 | 1.3 | 123 | 26  | 4.7  | 2,996       | 1,221 | 2.5 | 150     | 42  | 3.6 |
| 265 | Khulna RWH     | Paikgachha     | 41,700  | 13,242 | 3.1 | 17,280 | 15,500 | 1.1 | 93  | 15  | 6.2  | 2,850       | 866   | 3.3 | 50      | 69  | 0.7 |
| 266 | Khulna RWH     | Phultala       | 60,900  | 12,941 | 4.7 | 16,965 | 4,467  | 3.8 | 235 | 26  | 9.0  | 2,075       | 592   | 3.5 | 0       | 56  | 0.0 |
| 267 | Khulna RWH     | Pirojpur Sadar | 50,224  | 8,048  | 6.2 | 12,135 | 6,621  | 1.8 | 143 | 38  | 3.8  | 3,314       | 766   | 4.3 | 200     | 46  | 4.3 |
| 268 | Khulna RWH     | Rajapur        | 43,600  | 4,943  | 8.8 | 19,035 | 3,859  | 4.9 | 26  | 5   | 5.2  | 1,976       | 520   | 3.8 | 75      | 8   | 9.4 |
| 269 | Khulna RWH     | Rampal         | 47,500  | 12,980 | 3.7 | 15,255 | 9,091  | 1.7 | 85  | 9   | 9.4  | 1,370       | 329   | 4.2 | 100     | 29  | 3.4 |
| 270 | Khulna RWH     | Rupsa          | 39,500  | 13,703 | 2.9 | 11,570 | 8,735  | 1.3 | 110 | 18  | 6.1  | 1,389       | 390   | 3.6 | 100     | 71  | 1.4 |
| 271 | Khulna RWH     | Sarankhola     | 46,900  | 7,615  | 6.2 | 20,640 | 5,322  | 3.9 | 80  | 4   | 20.0 | 3,784       | 885   | 4.3 | 50      | 29  | 1.7 |
| 272 | Khulna RWH     | Satkhira Sadar | 124,800 | 42,994 | 2.9 | 25,040 | 17,721 | 1.4 | 183 | 22  | 8.3  | 7,783       | 3,336 | 2.3 | 100     | 63  | 1.6 |
| 273 | Khulna RWH     | Shyamnagar     | 68,784  | 16,683 | 4.1 | 23,550 | 17,521 | 1.3 | 77  | 9   | 8.6  | 3,120       | 696   | 4.5 | 100     | 25  | 4.0 |
| 274 | Khulna RWH     | Tala           | 58,408  | 16,651 | 3.5 | 15,960 | 15,547 | 1.0 | 151 | 50  | 3.0  | 5,382       | 1,862 | 2.9 | 0       | 54  | 0.0 |
| 275 | Khulna RWH     | Terokhada      | 61,200  | 15,585 | 3.9 | 16,635 | 7,033  | 2.4 | 77  | 7   | 11.0 | 2,163       | 352   | 6.1 | 100     | 42  | 2.4 |

| SL  | Warehouse Name | Upazila Name    | Condom |        |     | Shukhi |        |     | IUD |     |      | Injectables |       |     | Implant |     |     |
|-----|----------------|-----------------|--------|--------|-----|--------|--------|-----|-----|-----|------|-------------|-------|-----|---------|-----|-----|
|     |                |                 | CBL    | AMD    | MOS | CBL    | AMD    | MOS | CBL | AMD | MOS  | CBL         | AMD   | MOS | CBL     | AMD | MOS |
| 276 | Kushtia RWH    | Alamdanga       | 39,179 | 14,776 | 2.7 | 16,927 | 13,053 | 1.3 | 64  | 18  | 3.6  | 5,000       | 1,788 | 2.8 | 0       | 100 | 0.0 |
| 277 | Kushtia RWH    | Bheramara       | 23,900 | 12,904 | 1.9 | 9,870  | 6,767  | 1.5 | 32  | 8   | 4.0  | 1,535       | 955   | 1.6 | 10      | 40  | 0.3 |
| 278 | Kushtia RWH    | Chuadanga Sadar | 61,200 | 22,307 | 2.7 | 10,665 | 10,162 | 1.0 | 106 | 27  | 3.9  | 6,940       | 2,963 | 2.3 | 500     | 61  | 8.2 |
| 279 | Kushtia RWH    | Damurhuda       | 46,940 | 17,401 | 2.7 | 12,030 | 10,091 | 1.2 | 71  | 16  | 4.4  | 7,675       | 2,980 | 2.6 | 100     | 91  | 1.1 |
| 280 | Kushtia RWH    | Daulatpur       | 88,800 | 37,385 | 2.4 | 14,475 | 19,421 | 0.7 | 31  | 5   | 6.2  | 8,026       | 3,310 | 2.4 | 100     | 40  | 2.5 |
| 281 | Kushtia RWH    | Gangni          | 67,548 | 21,919 | 3.1 | 15,990 | 9,665  | 1.7 | 50  | 15  | 3.3  | 10,174      | 3,833 | 2.7 | 52      | 36  | 1.4 |
| 282 | Kushtia RWH    | Jiban Nagar     | 21,800 | 8,368  | 2.6 | 6,975  | 7,814  | 0.9 | 67  | 21  | 3.2  | 3,859       | 1,733 | 2.2 | 200     | 83  | 2.4 |
| 283 | Kushtia RWH    | Khoksa          | 27,428 | 14,315 | 1.9 | 12,645 | 7,311  | 1.7 | 45  | 7   | 6.4  | 552         | 225   | 2.5 | 50      | 25  | 2.0 |
| 284 | Kushtia RWH    | Kumarkhali      | 58,904 | 25,630 | 2.3 | 7,768  | 13,628 | 0.6 | 30  | 8   | 3.8  | 5,014       | 2,300 | 2.2 | 100     | 67  | 1.5 |
| 285 | Kushtia RWH    | Kushtia Sadar   | 93,100 | 40,181 | 2.3 | 16,595 | 22,626 | 0.7 | 144 | 37  | 3.9  | 9,785       | 3,586 | 2.7 | 90      | 106 | 0.8 |
| 286 | Kushtia RWH    | Meherpur Sadar  | 44,128 | 21,318 | 2.1 | 10,890 | 7,067  | 1.5 | 40  | 8   | 5.0  | 3,959       | 2,388 | 1.7 | 30      | 27  | 1.1 |
| 287 | Kushtia RWH    | Mirpur          | 59,200 | 26,002 | 2.3 | 7,130  | 14,520 | 0.5 | 32  | 7   | 4.6  | 4,592       | 1,968 | 2.3 | 200     | 62  | 3.2 |
| 288 | Kushtia RWH    | Mujib Nagar     | 18,088 | 6,634  | 2.7 | 5,460  | 2,222  | 2.5 | 24  | 6   | 4.0  | 2,195       | 877   | 2.5 | 50      | 17  | 2.9 |
| 289 | Mymensingh RWH | Atpara          | 13,000 | 6,516  | 2.0 | 11,705 | 8,174  | 1.4 | 78  | 7   | 11.1 | 2,015       | 718   | 2.8 | 201     | 59  | 3.4 |
| 290 | Mymensingh RWH | Austagram       | 30,504 | 14,950 | 2.0 | 11,010 | 11,231 | 1.0 | 190 | 26  | 7.3  | 3,100       | 1,294 | 2.4 | 150     | 27  | 5.6 |
| 291 | Mymensingh RWH | Bajitpur        | 29,176 | 16,472 | 1.8 | 8,310  | 13,191 | 0.6 | 103 | 19  | 5.4  | 2,334       | 724   | 3.2 | 100     | 55  | 1.8 |
| 292 | Mymensingh RWH | Barhatta        | 35,820 | 10,612 | 3.4 | 15,540 | 13,179 | 1.2 | 121 | 5   | 24.2 | 4,044       | 1,388 | 2.9 | 105     | 37  | 2.8 |
| 293 | Mymensingh RWH | Bhairab         | 44,808 | 27,196 | 1.6 | 19,665 | 18,006 | 1.1 | 198 | 34  | 5.8  | 1,958       | 1,510 | 1.3 | 200     | 92  | 2.2 |
| 294 | Mymensingh RWH | Bhaluka         | 53,400 | 31,171 | 1.7 | 22,635 | 27,283 | 0.8 | 152 | 45  | 3.4  | 3,216       | 1,605 | 2.0 | 200     | 67  | 3.0 |
| 295 | Mymensingh RWH | Dharampasha     | 32,756 | 21,660 | 1.5 | 2,085  | 17,567 | 0.1 | 135 | 14  | 9.6  | 3,789       | 1,930 | 2.0 | 100     | 143 | 0.7 |
| 296 | Mymensingh RWH | Dhobaura        | 29,100 | 12,194 | 2.4 | 14,595 | 12,458 | 1.2 | 101 | 6   | 16.8 | 2,800       | 1,191 | 2.4 | 100     | 23  | 4.3 |
| 297 | Mymensingh RWH | Durgapur        | 34,400 | 21,519 | 1.6 | 11,175 | 16,684 | 0.7 | 151 | 20  | 7.6  | 4,246       | 2,375 | 1.8 | 200     | 46  | 4.3 |
| 298 | Mymensingh RWH | Fulbaria        | 45,920 | 20,299 | 2.3 | 11,760 | 36,128 | 0.3 | 126 | 33  | 3.8  | 3,694       | 1,308 | 2.8 | 300     | 51  | 5.9 |
| 299 | Mymensingh RWH | Gaffargaon      | 49,320 | 32,829 | 1.5 | 17,025 | 22,729 | 0.7 | 125 | 17  | 7.4  | 4,163       | 2,016 | 2.1 | 200     | 72  | 2.8 |
| 300 | Mymensingh RWH | Gauripur        | 15,300 | 14,631 | 1.0 | 17,205 | 21,449 | 0.8 | 133 | 16  | 8.3  | 3,308       | 1,845 | 1.8 | 200     | 57  | 3.5 |

| SL  | Warehouse Name | Upazila Name      | Condom  |        |     | Shukhi |        |     | IUD |     |      | Injectables |       |     | Implant |     |     |
|-----|----------------|-------------------|---------|--------|-----|--------|--------|-----|-----|-----|------|-------------|-------|-----|---------|-----|-----|
|     |                |                   | CBL     | AMD    | MOS | CBL    | AMD    | MOS | CBL | AMD | MOS  | CBL         | AMD   | MOS | CBL     | AMD | MOS |
| 301 | Mymensingh RWH | Haluaghat         | 36,900  | 15,582 | 2.4 | 10,110 | 22,354 | 0.5 | 139 | 26  | 5.3  | 4,349       | 1,423 | 3.1 | 0       | 69  | 0.0 |
| 302 | Mymensingh RWH | Hossainpur        | 35,100  | 10,892 | 3.2 | 24,742 | 11,400 | 2.2 | 198 | 20  | 9.9  | 2,430       | 936   | 2.6 | 200     | 63  | 3.2 |
| 303 | Mymensingh RWH | Ishwarganj        | 24,156  | 17,080 | 1.4 | 15,181 | 39,200 | 0.4 | 125 | 12  | 10.4 | 3,749       | 1,647 | 2.3 | 400     | 57  | 7.0 |
| 304 | Mymensingh RWH | Itna              | 31,556  | 13,251 | 2.4 | 8,820  | 14,768 | 0.6 | 141 | 11  | 12.8 | 1,701       | 451   | 3.8 | 150     | 55  | 2.7 |
| 305 | Mymensingh RWH | Kalmakanda        | 39,600  | 20,155 | 2.0 | 1,860  | 20,302 | 0.1 | 185 | 11  | 16.8 | 1,561       | 1,045 | 1.5 | 140     | 68  | 2.1 |
| 306 | Mymensingh RWH | Karimganj         | 25,296  | 13,947 | 1.8 | 6,840  | 15,522 | 0.4 | 74  | 16  | 4.6  | 3,074       | 954   | 3.2 | 200     | 148 | 1.4 |
| 307 | Mymensingh RWH | Katiadi           | 33,468  | 18,068 | 1.9 | 11,300 | 15,742 | 0.7 | 173 | 40  | 4.3  | 3,769       | 1,505 | 2.5 | 262     | 68  | 3.9 |
| 308 | Mymensingh RWH | Kendua            | 27,056  | 16,064 | 1.7 | 11,550 | 23,891 | 0.5 | 94  | 17  | 5.5  | 2,710       | 1,177 | 2.3 | 26      | 105 | 0.2 |
| 309 | Mymensingh RWH | Khaliajuri        | 13,868  | 7,187  | 1.9 | 900    | 6,745  | 0.1 | 124 | 3   | 41.3 | 1,041       | 383   | 2.7 | 100     | 44  | 2.3 |
| 310 | Mymensingh RWH | Kishoreganj Sadar | 47,496  | 25,006 | 1.9 | 42,870 | 20,523 | 2.1 | 313 | 122 | 2.6  | 5,258       | 1,834 | 2.9 | 300     | 159 | 1.9 |
| 311 | Mymensingh RWH | Kuliar Char       | 30,500  | 16,914 | 1.8 | 13,805 | 9,630  | 1.4 | 168 | 17  | 9.9  | 2,681       | 953   | 2.8 | 200     | 83  | 2.4 |
| 312 | Mymensingh RWH | Madan             | 23,131  | 10,472 | 2.2 | 14,178 | 10,697 | 1.3 | 169 | 7   | 24.1 | 1,668       | 587   | 2.8 | 110     | 44  | 2.5 |
| 313 | Mymensingh RWH | Mithamain         | 8,696   | 8,281  | 1.1 | 8,325  | 7,089  | 1.2 | 143 | 15  | 9.5  | 635         | 229   | 2.8 | 172     | 37  | 4.6 |
| 314 | Mymensingh RWH | Mohanganj         | 23,900  | 8,781  | 2.7 | 1,350  | 12,404 | 0.1 | 157 | 10  | 15.7 | 2,398       | 905   | 2.6 | 200     | 57  | 3.5 |
| 315 | Mymensingh RWH | Muktagachha       | 54,192  | 22,854 | 2.4 | 2,025  | 30,005 | 0.1 | 153 | 17  | 9.0  | 4,635       | 1,755 | 2.6 | 200     | 108 | 1.9 |
| 316 | Mymensingh RWH | Mymensingh Sadar  | 191,041 | 51,148 | 3.7 | 41,984 | 46,448 | 0.9 | 323 | 65  | 5.0  | 8,545       | 2,993 | 2.9 | 200     | 152 | 1.3 |
| 317 | Mymensingh RWH | Nandail           | 15,559  | 13,117 | 1.2 | 995    | 40,492 | 0.0 | 116 | 24  | 4.8  | 3,332       | 2,140 | 1.6 | 100     | 87  | 1.1 |
| 318 | Mymensingh RWH | Netrakona Sadar   | 40,519  | 16,574 | 2.4 | 205    | 23,746 | 0.0 | 102 | 5   | 20.4 | 5,005       | 2,300 | 2.2 | 200     | 136 | 1.5 |
| 319 | Mymensingh RWH | Nikli             | 33,380  | 10,590 | 3.2 | 9,645  | 7,075  | 1.4 | 113 | 27  | 4.2  | 1,952       | 589   | 3.3 | 200     | 99  | 2.0 |
| 320 | Mymensingh RWH | Pakundia          | 37,428  | 16,052 | 2.3 | 29,190 | 15,959 | 1.8 | 175 | 31  | 5.6  | 3,089       | 1,107 | 2.8 | 200     | 78  | 2.6 |
| 321 | Mymensingh RWH | Phulpur           | 34,700  | 16,963 | 2.0 | 660    | 42,228 | 0.0 | 92  | 56  | 1.6  | 5,145       | 2,082 | 2.5 | 350     | 202 | 1.7 |
| 322 | Mymensingh RWH | Purbadhala        | 35,900  | 14,169 | 2.5 | 3,225  | 18,700 | 0.2 | 183 | 7   | 26.1 | 4,334       | 1,843 | 2.4 | 200     | 96  | 2.1 |
| 323 | Mymensingh RWH | Tarail            | 19,412  | 17,349 | 1.1 | 6,990  | 13,304 | 0.5 | 266 | 25  | 10.6 | 1,897       | 900   | 2.1 | 50      | 48  | 1.0 |
| 324 | Mymensingh RWH | Trishal           | 40,596  | 26,971 | 1.5 | 6,015  | 35,518 | 0.2 | 117 | 26  | 4.5  | 4,109       | 1,554 | 2.6 | 200     | 104 | 1.9 |
| 325 | Noakhali RWH   | Begumganj         | 17,600  | 19,076 | 0.9 | 16,245 | 10,988 | 1.5 | 158 | 82  | 1.9  | 1,412       | 1,726 | 0.8 | 10      | 127 | 0.1 |

| SL  | Warehouse Name | Upazila Name     | Condom  |        |      | Shukhi  |        |      | IUD |     |      | Injectables |       |      | Implant |     |     |
|-----|----------------|------------------|---------|--------|------|---------|--------|------|-----|-----|------|-------------|-------|------|---------|-----|-----|
|     |                |                  | CBL     | AMD    | MOS  | CBL     | AMD    | MOS  | CBL | AMD | MOS  | CBL         | AMD   | MOS  | CBL     | AMD | MOS |
| 326 | Noakhali RWH   | Chatkhil         | 14,080  | 3,688  | 3.8  | 9,409   | 3,555  | 2.6  | 104 | 28  | 3.7  | 1,465       | 606   | 2.4  | 100     | 48  | 2.1 |
| 327 | Noakhali RWH   | Chhagalnaiya     | 17,600  | 8,049  | 2.2  | 11,230  | 6,031  | 1.9  | 84  | 15  | 5.6  | 1,598       | 840   | 1.9  | 100     | 41  | 2.4 |
| 328 | Noakhali RWH   | Companiganj      | 7,912   | 12,194 | 0.6  | 9,255   | 6,541  | 1.4  | 56  | 11  | 5.1  | 1,727       | 1,178 | 1.5  | 150     | 56  | 2.7 |
| 329 | Noakhali RWH   | Daganbhuiyan     | 29,408  | 11,570 | 2.5  | 12,345  | 5,090  | 2.4  | 90  | 16  | 5.6  | 2,823       | 872   | 3.2  | 150     | 37  | 4.1 |
| 330 | Noakhali RWH   | Feni Sadar       | 75,800  | 38,601 | 2.0  | 23,134  | 14,385 | 1.6  | 311 | 126 | 2.5  | 7,565       | 3,517 | 2.2  | 740     | 97  | 7.6 |
| 331 | Noakhali RWH   | Fulgazi          | 20,272  | 7,278  | 2.8  | 7,620   | 3,241  | 2.4  | 113 | 18  | 6.3  | 1,081       | 474   | 2.3  | 100     | 27  | 3.7 |
| 332 | Noakhali RWH   | Hatiya           | 93,336  | 17,662 | 5.3  | 23,344  | 14,558 | 1.6  | 224 | 30  | 7.5  | 8,807       | 2,651 | 3.3  | 150     | 149 | 1.0 |
| 333 | Noakhali RWH   | Kabirhat         | 12,822  | 8,488  | 1.5  | 19,905  | 7,020  | 2.8  | 66  | 19  | 3.5  | 3,374       | 1,321 | 2.6  | 5       | 64  | 0.1 |
| 334 | Noakhali RWH   | Kamalnagar       | 5,052   | 6,377  | 0.8  | 7,779   | 5,381  | 1.4  | 38  | 31  | 1.2  | 1,959       | 3,525 | 0.6  | 5       | 94  | 0.1 |
| 335 | Noakhali RWH   | Lakshmipur Sadar | 31,092  | 12,667 | 2.5  | 8,640   | 11,735 | 0.7  | 200 | 63  | 3.2  | 9,579       | 4,776 | 2.0  | 350     | 66  | 5.3 |
| 336 | Noakhali RWH   | Noakhali Sadar   | 24,000  | 18,736 | 1.3  | 13,770  | 10,129 | 1.4  | 154 | 65  | 2.4  | 3,506       | 2,601 | 1.3  | 600     | 101 | 5.9 |
| 337 | Noakhali RWH   | Parshuram        | 34,528  | 8,991  | 3.8  | 7,350   | 3,609  | 2.0  | 81  | 17  | 4.8  | 1,749       | 556   | 3.1  | 100     | 43  | 2.3 |
| 338 | Noakhali RWH   | Ramganj          | 11,744  | 5,427  | 2.2  | 14,500  | 2,907  | 5.0  | 0   | 12  | 0.0  | 2,756       | 1,336 | 2.1  | 100     | 32  | 3.1 |
| 339 | Noakhali RWH   | Ramgati          | 14,009  | 3,807  | 3.7  | 18,463  | 5,377  | 3.4  | 50  | 11  | 4.5  | 4,745       | 3,041 | 1.6  | 0       | 121 | 0.0 |
| 340 | Noakhali RWH   | Roypur           | 9,056   | 3,194  | 2.8  | 10,185  | 6,705  | 1.5  | 117 | 34  | 3.4  | 2,767       | 1,181 | 2.3  | 100     | 46  | 2.2 |
| 341 | Noakhali RWH   | Senbagh          | 25,300  | 9,606  | 2.6  | 10,130  | 6,174  | 1.6  | 55  | 21  | 2.6  | 2,330       | 1,067 | 2.2  | 50      | 59  | 0.8 |
| 342 | Noakhali RWH   | Sonagazi         | 22,784  | 15,581 | 1.5  | 12,660  | 9,603  | 1.3  | 75  | 27  | 2.8  | 3,500       | 2,472 | 1.4  | 100     | 51  | 2.0 |
| 343 | Noakhali RWH   | Sonaimuri        | 25,500  | 8,197  | 3.1  | 11,925  | 5,187  | 2.3  | 51  | 15  | 3.4  | 3,087       | 1,436 | 2.1  | 5       | 70  | 0.1 |
| 344 | Noakhali RWH   | Subarnachar      | 31,500  | 10,889 | 2.9  | 15,810  | 8,229  | 1.9  | 38  | 22  | 1.7  | 2,957       | 1,206 | 2.5  | 10      | 163 | 0.1 |
| 345 | Pabna RWH      | Atgharia         | 83,396  | 8,299  | 10.0 | 67,125  | 8,582  | 7.8  | 220 | 10  | 22.0 | 6,511       | 424   | 15.4 | 100     | 35  | 2.9 |
| 346 | Pabna RWH      | Belkuchi         | 116,400 | 42,807 | 2.7  | 106,110 | 20,496 | 5.2  | 303 | 14  | 21.6 | 9,733       | 1,821 | 5.3  | 200     | 38  | 5.3 |
| 347 | Pabna RWH      | Bera             | 107,900 | 10,775 | 10.0 | 55,620  | 11,993 | 4.6  | 487 | 61  | 8.0  | 12,644      | 1,292 | 9.8  | 5       | 46  | 0.1 |
| 348 | Pabna RWH      | Bhangura         | 71,476  | 9,101  | 7.9  | 73,155  | 5,595  | 13.1 | 211 | 9   | 23.4 | 3,682       | 172   | 21.4 | 10      | 28  | 0.4 |
| 349 | Pabna RWH      | Chatmohar        | 118,116 | 32,073 | 3.7  | 57,690  | 23,773 | 2.4  | 580 | 23  | 25.2 | 12,203      | 1,186 | 10.3 | 200     | 57  | 3.5 |
| 350 | Pabna RWH      | Faridpur         | 79,084  | 7,392  | 10.7 | 63,270  | 5,764  | 11.0 | 238 | 13  | 18.3 | 9,882       | 803   | 12.3 | 200     | 31  | 6.5 |

| SL  | Warehouse Name | Upazila Name     | Condom  |        |     | Shukhi  |        |      | IUD |     |      | Injectables |       |      | Implant |     |     |
|-----|----------------|------------------|---------|--------|-----|---------|--------|------|-----|-----|------|-------------|-------|------|---------|-----|-----|
|     |                |                  | CBL     | AMD    | MOS | CBL     | AMD    | MOS  | CBL | AMD | MOS  | CBL         | AMD   | MOS  | CBL     | AMD | MOS |
| 351 | Pabna RWH      | Ishwardi         | 132,648 | 25,623 | 5.2 | 121,410 | 14,877 | 8.2  | 327 | 17  | 19.2 | 15,240      | 1,241 | 12.3 | 200     | 61  | 3.3 |
| 352 | Pabna RWH      | Kamarkhanda      | 79,600  | 12,964 | 6.1 | 55,245  | 8,685  | 6.4  | 214 | 19  | 11.3 | 8,496       | 1,073 | 7.9  | 150     | 22  | 6.8 |
| 353 | Pabna RWH      | Kazipur          | 76,600  | 36,778 | 2.1 | 94,435  | 14,712 | 6.4  | 205 | 69  | 3.0  | 19,480      | 2,218 | 8.8  | 350     | 95  | 3.7 |
| 354 | Pabna RWH      | Pabna Sadar      | 110,844 | 58,114 | 1.9 | 56,430  | 40,822 | 1.4  | 300 | 92  | 3.3  | 1,400       | 8,243 | 0.2  | 150     | 89  | 1.7 |
| 355 | Pabna RWH      | Royganj          | 98,800  | 18,948 | 5.2 | 87,840  | 21,480 | 4.1  | 284 | 35  | 8.1  | 11,681      | 2,231 | 5.2  | 150     | 20  | 7.5 |
| 356 | Pabna RWH      | Santhia          | 67,100  | 24,527 | 2.7 | 43,560  | 19,509 | 2.2  | 232 | 17  | 13.6 | 12,000      | 3,124 | 3.8  | 105     | 55  | 1.9 |
| 357 | Pabna RWH      | Shahjadpur       | 103,616 | 48,683 | 2.1 | 109,560 | 24,947 | 4.4  | 925 | 103 | 9.0  | 16,149      | 5,606 | 2.9  | 310     | 213 | 1.5 |
| 358 | Pabna RWH      | Sirajganj Sadar  | 92,700  | 33,703 | 2.8 | 64,080  | 21,886 | 2.9  | 510 | 44  | 11.6 | 15,500      | 3,351 | 4.6  | 120     | 37  | 3.2 |
| 359 | Pabna RWH      | Sujanagar        | 179,784 | 19,521 | 9.2 | 121,185 | 11,515 | 10.5 | 377 | 26  | 14.5 | 13,331      | 2,608 | 5.1  | 100     | 60  | 1.7 |
| 360 | Pabna RWH      | Tarash           | 114,364 | 15,076 | 7.6 | 98,310  | 15,666 | 6.3  | 348 | 44  | 7.9  | 6,399       | 1,178 | 5.4  | 150     | 32  | 4.7 |
| 361 | Pabna RWH      | Ullah Para       | 192,000 | 60,528 | 3.2 | 63,240  | 40,865 | 1.5  | 725 | 114 | 6.4  | 14,990      | 4,413 | 3.4  | 450     | 48  | 9.4 |
| 362 | Patuakhali RWH | Amtali           | 24,764  | 10,530 | 2.4 | 24,030  | 15,772 | 1.5  | 108 | 14  | 7.7  | 4,168       | 1,539 | 2.7  | 100     | 162 | 0.6 |
| 363 | Patuakhali RWH | Bakerganj        | 33,636  | 14,580 | 2.3 | 14,580  | 13,436 | 1.1  | 104 | 23  | 4.5  | 3,358       | 1,759 | 1.9  | 100     | 55  | 1.8 |
| 364 | Patuakhali RWH | Bamna            | 11,000  | 3,166  | 3.5 | 9,300   | 3,997  | 2.3  | 38  | 13  | 2.9  | 581         | 173   | 3.4  | 150     | 69  | 2.2 |
| 365 | Patuakhali RWH | Barguna Sadar    | 24,499  | 9,042  | 2.7 | 17,865  | 12,879 | 1.4  | 65  | 35  | 1.9  | 7,600       | 3,489 | 2.2  | 350     | 123 | 2.8 |
| 366 | Patuakhali RWH | Bauphal          | 26,995  | 10,073 | 2.7 | 25,920  | 14,879 | 1.7  | 190 | 51  | 3.7  | 5,760       | 2,080 | 2.8  | 200     | 153 | 1.3 |
| 367 | Patuakhali RWH | Betagi           | 11,700  | 4,423  | 2.6 | 10,560  | 4,616  | 2.3  | 60  | 16  | 3.8  | 1,360       | 586   | 2.3  | 100     | 44  | 2.3 |
| 368 | Patuakhali RWH | Dashmina         | 9,658   | 4,080  | 2.4 | 11,940  | 5,981  | 2.0  | 75  | 29  | 2.6  | 1,989       | 940   | 2.1  | 300     | 130 | 2.3 |
| 369 | Patuakhali RWH | Dumki            | 8,760   | 3,405  | 2.6 | 6,420   | 2,822  | 2.3  | 62  | 9   | 6.9  | 933         | 364   | 2.6  | 150     | 25  | 6.0 |
| 370 | Patuakhali RWH | Galachipa        | 29,000  | 12,741 | 2.3 | 16,095  | 20,885 | 0.8  | 92  | 32  | 2.9  | 8,753       | 3,935 | 2.2  | 50      | 317 | 0.2 |
| 371 | Patuakhali RWH | Kalapara         | 20,768  | 8,388  | 2.5 | 17,055  | 13,679 | 1.2  | 85  | 13  | 6.5  | 5,997       | 2,714 | 2.2  | 150     | 37  | 4.1 |
| 372 | Patuakhali RWH | Mirzaganj        | 15,880  | 5,923  | 2.7 | 9,135   | 6,034  | 1.5  | 46  | 4   | 11.5 | 1,394       | 582   | 2.4  | 150     | 32  | 4.7 |
| 373 | Patuakhali RWH | Nalchity         | 15,756  | 6,454  | 2.4 | 8,970   | 6,136  | 1.5  | 52  | 14  | 3.7  | 3,159       | 1,255 | 2.5  | 110     | 47  | 2.3 |
| 374 | Patuakhali RWH | Patharghata      | 14,884  | 6,498  | 2.3 | 11,930  | 8,007  | 1.5  | 79  | 16  | 4.9  | 2,874       | 1,263 | 2.3  | 300     | 107 | 2.8 |
| 375 | Patuakhali RWH | Patuakhali Sadar | 30,756  | 13,774 | 2.2 | 17,158  | 13,096 | 1.3  | 180 | 72  | 2.5  | 7,157       | 2,906 | 2.5  | 200     | 110 | 1.8 |

| SL  | Warehouse Name | Upazila Name              | Condom  |        |     | Shukhi |        |     | IUD |     |      | Injectables |       |      | Implant |     |      |
|-----|----------------|---------------------------|---------|--------|-----|--------|--------|-----|-----|-----|------|-------------|-------|------|---------|-----|------|
|     |                |                           | CBL     | AMD    | MOS | CBL    | AMD    | MOS | CBL | AMD | MOS  | CBL         | AMD   | MOS  | CBL     | AMD | MOS  |
| 376 | Rajshahi RWH   | Bagatipara                | 44,892  | 16,275 | 2.8 | 15,255 | 7,079  | 2.2 | 39  | 7   | 5.6  | 851         | 305   | 2.8  | 200     | 73  | 2.7  |
| 377 | Rajshahi RWH   | Bagha                     | 63,900  | 23,312 | 2.7 | 22,635 | 8,288  | 2.7 | 97  | 7   | 13.9 | 2,246       | 1,308 | 1.7  | 150     | 39  | 3.8  |
| 378 | Rajshahi RWH   | Baghmara                  | 93,800  | 40,162 | 2.3 | 42,195 | 24,572 | 1.7 | 177 | 40  | 4.4  | 3,963       | 1,688 | 2.3  | 500     | 44  | 11.4 |
| 379 | Rajshahi RWH   | Baraigram                 | 65,700  | 21,240 | 3.1 | 2,820  | 13,926 | 0.2 | 100 | 18  | 5.6  | 5,185       | 1,986 | 2.6  | 220     | 58  | 3.8  |
| 380 | Rajshahi RWH   | Bholahat                  | 28,180  | 8,032  | 3.5 | 1,755  | 4,612  | 0.4 | 60  | 2   | 30.0 | 1,305       | 554   | 2.4  | 150     | 26  | 5.8  |
| 381 | Rajshahi RWH   | Boalia                    | 122,400 | 40,519 | 3.0 | 38,025 | 4,357  | 8.7 | 148 | 37  | 4.0  | 4,826       | 1,540 | 3.1  | 410     | 131 | 3.1  |
| 382 | Rajshahi RWH   | Chapai<br>Nababganj Sadar | 76,800  | 47,473 | 1.6 | 16,395 | 18,380 | 0.9 | 170 | 69  | 2.5  | 8,410       | 2,855 | 2.9  | 50      | 63  | 0.8  |
| 383 | Rajshahi RWH   | Charghat                  | 35,400  | 21,350 | 1.7 | 14,400 | 11,438 | 1.3 | 88  | 15  | 5.9  | 900         | 535   | 1.7  | 30      | 45  | 0.7  |
| 384 | Rajshahi RWH   | Durgapur                  | 45,804  | 15,943 | 2.9 | 18,390 | 7,102  | 2.6 | 24  | 7   | 3.4  | 1,019       | 373   | 2.7  | 50      | 31  | 1.6  |
| 385 | Rajshahi RWH   | Godagari                  | 85,200  | 39,388 | 2.2 | 29,445 | 16,130 | 1.8 | 57  | 12  | 4.8  | 5,297       | 2,832 | 1.9  | 100     | 44  | 2.3  |
| 386 | Rajshahi RWH   | Gomastapur                | 66,900  | 25,889 | 2.6 | 27,060 | 13,121 | 2.1 | 72  | 12  | 6.0  | 2,171       | 921   | 2.4  | 2       | 53  | 0.0  |
| 387 | Rajshahi RWH   | Gurudaspur                | 86,224  | 26,370 | 3.3 | 10,125 | 16,370 | 0.6 | 73  | 14  | 5.2  | 3,038       | 1,056 | 2.9  | 300     | 63  | 4.8  |
| 388 | Rajshahi RWH   | Lalpur                    | 51,772  | 21,265 | 2.4 | 31,620 | 16,866 | 1.9 | 81  | 16  | 5.1  | 3,621       | 1,509 | 2.4  | 315     | 48  | 6.6  |
| 389 | Rajshahi RWH   | Mohanpur                  | 56,314  | 17,369 | 3.2 | 3,105  | 10,812 | 0.3 | 38  | 6   | 6.3  | 3,911       | 1,958 | 2.0  | 150     | 35  | 4.3  |
| 390 | Rajshahi RWH   | Nachole                   | 33,600  | 10,477 | 3.2 | 30,375 | 5,651  | 5.4 | 25  | 3   | 8.3  | 2,075       | 719   | 2.9  | 110     | 31  | 3.5  |
| 391 | Rajshahi RWH   | Natore Sadar              | 68,912  | 33,941 | 2.0 | 22,646 | 15,456 | 1.5 | 115 | 37  | 3.1  | 2,768       | 1,151 | 2.4  | 50      | 109 | 0.5  |
| 392 | Rajshahi RWH   | Paba                      | 81,600  | 42,034 | 1.9 | 8,937  | 11,152 | 0.8 | 51  | 4   | 12.8 | 7,770       | 2,758 | 2.8  | 310     | 63  | 4.9  |
| 393 | Rajshahi RWH   | Puthia                    | 67,200  | 25,021 | 2.7 | 3,360  | 11,836 | 0.3 | 33  | 9   | 3.7  | 2,581       | 964   | 2.7  | 120     | 33  | 3.6  |
| 394 | Rajshahi RWH   | Shibganj                  | 100,800 | 46,911 | 2.1 | 15,840 | 21,415 | 0.7 | 50  | 17  | 2.9  | 4,600       | 1,787 | 2.6  | 100     | 52  | 1.9  |
| 395 | Rajshahi RWH   | Singra                    | 182,532 | 35,638 | 5.1 | 30,570 | 21,971 | 1.4 | 92  | 17  | 5.4  | 3,409       | 1,874 | 1.8  | 100     | 143 | 0.7  |
| 396 | Rajshahi RWH   | Tanore                    | 40,224  | 18,187 | 2.2 | 705    | 13,693 | 0.1 | 53  | 12  | 4.4  | 1,895       | 815   | 2.3  | 500     | 120 | 4.2  |
| 397 | Rangamati RWH  | Baghaichhari              | 34,614  | 7,508  | 4.6 | 11,675 | 5,466  | 2.1 | 46  | 3   | 15.3 | 2,127       | 277   | 7.7  | 162     | 22  | 7.4  |
| 398 | Rangamati RWH  | Barkal                    | 26,700  | 3,900  | 6.8 | 16,365 | 3,154  | 5.2 | 37  | 3   | 12.3 | 4,395       | 358   | 12.3 | 72      | 6   | 12.0 |
| 399 | Rangamati RWH  | Belai Chhari              | 10,917  | 1,551  | 7.0 | 10,063 | 2,251  | 4.5 | 5   | 3   | 1.7  | 615         | 118   | 5.2  | 70      | 12  | 5.8  |
| 400 | Rangamati RWH  | Jurai Chhari              | 14,640  | 1,889  | 7.8 | 12,915 | 1,700  | 7.6 | 54  | 3   | 18.0 | 1,306       | 125   | 10.4 | 120     | 19  | 6.3  |

| SL  | Warehouse Name | Upazila Name           | Condom  |        |      | Shukhi |        |     | IUD |     |      | Injectables |       |      | Implant |     |     |
|-----|----------------|------------------------|---------|--------|------|--------|--------|-----|-----|-----|------|-------------|-------|------|---------|-----|-----|
|     |                |                        | CBL     | AMD    | MOS  | CBL    | AMD    | MOS | CBL | AMD | MOS  | CBL         | AMD   | MOS  | CBL     | AMD | MOS |
| 401 | Rangamati RWH  | Kaptai                 | 9,300   | 4,720  | 2.0  | 8,865  | 2,647  | 3.3 | 56  | 2   | 28.0 | 1,093       | 330   | 3.3  | 100     | 29  | 3.4 |
| 402 | Rangamati RWH  | Kawkhali<br>(betbunia) | 7,156   | 3,293  | 2.2  | 1,125  | 2,670  | 0.4 | 25  | 5   | 5.0  | 919         | 428   | 2.1  | 102     | 25  | 4.1 |
| 403 | Rangamati RWH  | Langadu                | 60,468  | 5,108  | 11.8 | 15,075 | 4,130  | 3.7 | 149 | 7   | 21.3 | 5,674       | 371   | 15.3 | 200     | 39  | 5.1 |
| 404 | Rangamati RWH  | Naniarchar             | 11,220  | 4,881  | 2.3  | 10,090 | 3,975  | 2.5 | 35  | 4   | 8.8  | 1,079       | 172   | 6.3  | 109     | 19  | 5.7 |
| 405 | Rangamati RWH  | Rajasthali             | 6,432   | 1,070  | 6.0  | 5,880  | 1,531  | 3.8 | 70  | 2   | 35.0 | 493         | 70    | 7.0  | 80      | 18  | 4.4 |
| 406 | Rangamati RWH  | Rangamati Sadar        | 21,928  | 8,892  | 2.5  | 12,450 | 6,158  | 2.0 | 165 | 64  | 2.6  | 2,155       | 570   | 3.8  | 240     | 37  | 6.5 |
| 407 | Rangpur RWH    | Aditmari               | 29,500  | 12,502 | 2.4  | 10,695 | 14,081 | 0.8 | 229 | 89  | 2.6  | 6,176       | 2,431 | 2.5  | 0       | 81  | 0.0 |
| 408 | Rangpur RWH    | Badarganj              | 32,280  | 9,721  | 3.3  | 27,381 | 18,387 | 1.5 | 140 | 41  | 3.4  | 6,060       | 2,432 | 2.5  | 300     | 51  | 5.9 |
| 409 | Rangpur RWH    | Bhurungamari           | 41,952  | 17,594 | 2.4  | 13,350 | 17,006 | 0.8 | 153 | 42  | 3.6  | 7,042       | 2,810 | 2.5  | 200     | 57  | 3.5 |
| 410 | Rangpur RWH    | Chilmari               | 36,704  | 13,846 | 2.7  | 3,235  | 11,820 | 0.3 | 62  | 19  | 3.3  | 2,376       | 987   | 2.4  | 50      | 46  | 1.1 |
| 411 | Rangpur RWH    | Dimla                  | 18,872  | 7,693  | 2.5  | 7,800  | 20,300 | 0.4 | 148 | 52  | 2.8  | 4,716       | 1,873 | 2.5  | 150     | 94  | 1.6 |
| 412 | Rangpur RWH    | Domar                  | 16,032  | 7,122  | 2.3  | 4,740  | 14,400 | 0.3 | 61  | 29  | 2.1  | 4,737       | 2,102 | 2.3  | 5       | 50  | 0.1 |
| 413 | Rangpur RWH    | Fulchhari              | 37,796  | 21,933 | 1.7  | 1,550  | 9,732  | 0.2 | 77  | 25  | 3.1  | 5,438       | 2,603 | 2.1  | 50      | 33  | 1.5 |
| 414 | Rangpur RWH    | Gaibandha Sadar        | 48,526  | 17,931 | 2.7  | 13,469 | 24,030 | 0.6 | 129 | 30  | 4.3  | 10,559      | 3,696 | 2.9  | 50      | 200 | 0.3 |
| 415 | Rangpur RWH    | Gangachara             | 34,560  | 12,933 | 2.7  | 15,716 | 16,402 | 1.0 | 158 | 34  | 4.6  | 8,801       | 4,091 | 2.2  | 0       | 119 | 0.0 |
| 416 | Rangpur RWH    | Gobindaganj            | 124,096 | 36,972 | 3.4  | 8,540  | 32,604 | 0.3 | 75  | 18  | 4.2  | 8,990       | 3,378 | 2.7  | 664     | 79  | 8.4 |
| 417 | Rangpur RWH    | Hatibandha             | 20,008  | 9,929  | 2.0  | 18,555 | 12,819 | 1.4 | 142 | 38  | 3.7  | 5,353       | 2,019 | 2.7  | 50      | 78  | 0.6 |
| 418 | Rangpur RWH    | Jaldhaka               | 60,684  | 14,420 | 4.2  | 17,695 | 22,541 | 0.8 | 143 | 41  | 3.5  | 8,763       | 3,711 | 2.4  | 50      | 94  | 0.5 |
| 419 | Rangpur RWH    | Kaliganj               | 26,556  | 6,265  | 4.2  | 11,460 | 11,471 | 1.0 | 91  | 62  | 1.5  | 5,033       | 1,402 | 3.6  | 300     | 82  | 3.7 |
| 420 | Rangpur RWH    | Kaunia                 | 32,100  | 12,515 | 2.6  | 810    | 10,567 | 0.1 | 76  | 12  | 6.3  | 6,643       | 2,684 | 2.5  | 200     | 77  | 2.6 |
| 421 | Rangpur RWH    | Kishoreganj            | 13,600  | 5,720  | 2.4  | 1,280  | 16,282 | 0.1 | 126 | 45  | 2.8  | 2,950       | 1,444 | 2.0  | 150     | 89  | 1.7 |
| 422 | Rangpur RWH    | Kurigram Sadar         | 23,448  | 12,079 | 1.9  | 990    | 14,689 | 0.1 | 115 | 37  | 3.1  | 4,158       | 2,597 | 1.6  | 100     | 101 | 1.0 |
| 423 | Rangpur RWH    | Lalmonirhat<br>Sadar   | 29,052  | 11,484 | 2.5  | 7,755  | 15,888 | 0.5 | 72  | 18  | 4.0  | 7,947       | 2,806 | 2.8  | 0       | 125 | 0.0 |
| 424 | Rangpur RWH    | Mitha Pukur            | 56,700  | 19,858 | 2.9  | 20,385 | 24,831 | 0.8 | 71  | 7   | 10.1 | 5,381       | 2,459 | 2.2  | 50      | 80  | 0.6 |
| 425 | Rangpur RWH    | Nageshwari             | 30,300  | 14,031 | 2.2  | 870    | 31,518 | 0.0 | 138 | 35  | 3.9  | 9,895       | 4,342 | 2.3  | 0       | 91  | 0.0 |



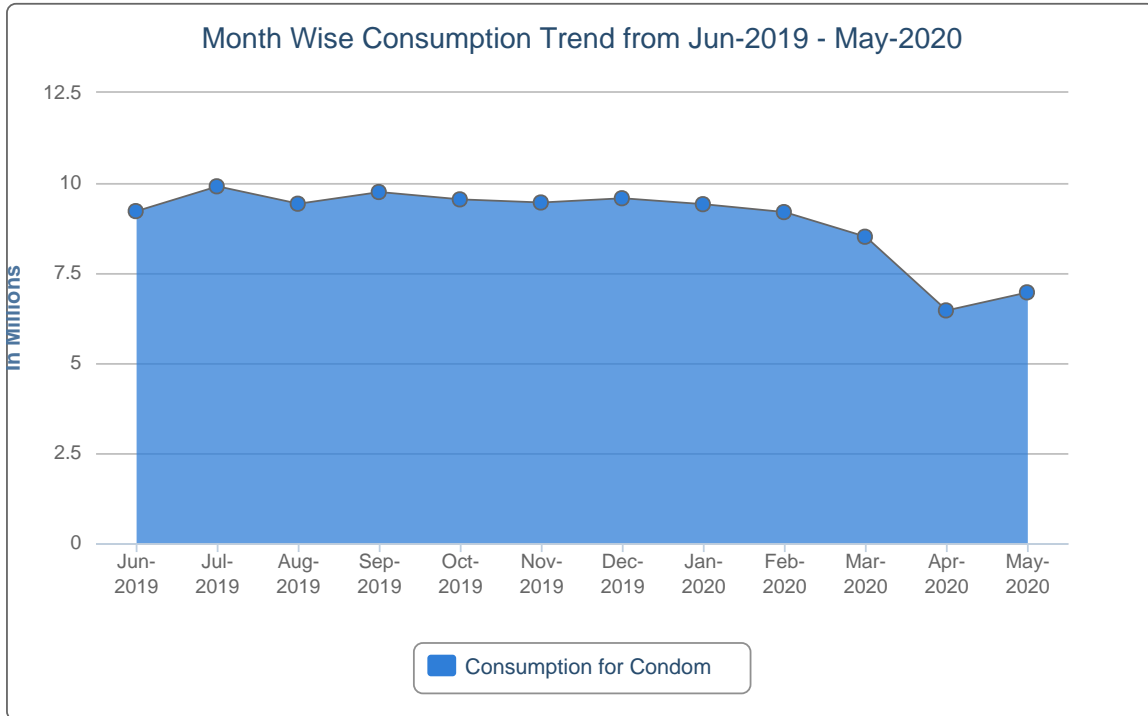
| SL  | Warehouse Name | Upazila Name     | Condom |        |     | Shukhi |        |     | IUD |     |      | Injectables |       |     | Implant |     |     |
|-----|----------------|------------------|--------|--------|-----|--------|--------|-----|-----|-----|------|-------------|-------|-----|---------|-----|-----|
|     |                |                  | CBL    | AMD    | MOS | CBL    | AMD    | MOS | CBL | AMD | MOS  | CBL         | AMD   | MOS | CBL     | AMD | MOS |
| 426 | Rangpur RWH    | Nilphamari Sadar | 37,361 | 9,729  | 3.8 | 27,436 | 28,909 | 0.9 | 159 | 53  | 3.0  | 8,319       | 3,203 | 2.6 | 50      | 116 | 0.4 |
| 427 | Rangpur RWH    | Palashbari       | 21,484 | 8,402  | 2.6 | 919    | 16,279 | 0.1 | 67  | 12  | 5.6  | 4,995       | 2,172 | 2.3 | 250     | 86  | 2.9 |
| 428 | Rangpur RWH    | Patgram          | 16,548 | 6,085  | 2.7 | 9,545  | 13,089 | 0.7 | 58  | 16  | 3.6  | 4,253       | 1,792 | 2.4 | 250     | 32  | 7.8 |
| 429 | Rangpur RWH    | Phulbari         | 22,100 | 6,220  | 3.6 | 1,610  | 12,549 | 0.1 | 183 | 80  | 2.3  | 6,395       | 2,535 | 2.5 | 250     | 44  | 5.7 |
| 430 | Rangpur RWH    | Pirgachha        | 33,700 | 18,566 | 1.8 | 24,925 | 22,403 | 1.1 | 165 | 56  | 2.9  | 5,140       | 3,458 | 1.5 | 400     | 89  | 4.5 |
| 431 | Rangpur RWH    | Pirganj          | 54,500 | 20,341 | 2.7 | 13,110 | 29,202 | 0.4 | 150 | 43  | 3.5  | 5,300       | 2,725 | 1.9 | 200     | 111 | 1.8 |
| 432 | Rangpur RWH    | Rajarhat         | 20,316 | 10,470 | 1.9 | 5,420  | 13,019 | 0.4 | 109 | 29  | 3.8  | 4,614       | 1,960 | 2.4 | 0       | 60  | 0.0 |
| 433 | Rangpur RWH    | Rangpur Sadar    | 77,400 | 27,075 | 2.9 | 17,725 | 25,749 | 0.7 | 214 | 50  | 4.3  | 11,648      | 3,623 | 3.2 | 328     | 158 | 2.1 |
| 434 | Rangpur RWH    | Sadullapur       | 79,212 | 27,857 | 2.8 | 4,875  | 23,001 | 0.2 | 155 | 79  | 2.0  | 7,746       | 4,000 | 1.9 | 50      | 62  | 0.8 |
| 435 | Rangpur RWH    | Saghata          | 24,812 | 9,513  | 2.6 | 2,775  | 18,542 | 0.1 | 81  | 20  | 4.1  | 2,617       | 1,426 | 1.8 | 50      | 73  | 0.7 |
| 436 | Rangpur RWH    | Saidpur          | 37,808 | 13,108 | 2.9 | 11,250 | 9,428  | 1.2 | 96  | 10  | 9.6  | 4,894       | 1,420 | 3.4 | 0       | 34  | 0.0 |
| 437 | Rangpur RWH    | Sundarganj       | 75,148 | 32,575 | 2.3 | 37,301 | 41,610 | 0.9 | 321 | 104 | 3.1  | 16,144      | 7,616 | 2.1 | 800     | 261 | 3.1 |
| 438 | Rangpur RWH    | Taraganj         | 18,470 | 7,310  | 2.5 | 9,505  | 9,050  | 1.1 | 42  | 6   | 7.0  | 2,389       | 1,031 | 2.3 | 100     | 130 | 0.8 |
| 439 | Rangpur RWH    | Ulipur           | 2,144  | 23,034 | 0.1 | 1,880  | 26,587 | 0.1 | 106 | 19  | 5.6  | 1,568       | 3,171 | 0.5 | 0       | 82  | 0.0 |
| 440 | Sylhet RWH     | Ajmiriganj       | 11,369 | 3,902  | 2.9 | 3,787  | 5,754  | 0.7 | 13  | 5   | 2.6  | 836         | 339   | 2.5 | 100     | 53  | 1.9 |
| 441 | Sylhet RWH     | Bahubal          | 13,836 | 6,073  | 2.3 | 3,467  | 5,445  | 0.6 | 33  | 5   | 6.6  | 995         | 405   | 2.5 | 104     | 31  | 3.4 |
| 442 | Sylhet RWH     | Balaganj         | 69,900 | 30,602 | 2.3 | 12,080 | 10,312 | 1.2 | 54  | 12  | 4.5  | 4,568       | 1,706 | 2.7 | 101     | 63  | 1.6 |
| 443 | Sylhet RWH     | Baniachong       | 21,795 | 9,363  | 2.3 | 5,570  | 12,945 | 0.4 | 37  | 6   | 6.2  | 1,720       | 770   | 2.2 | 107     | 83  | 1.3 |
| 444 | Sylhet RWH     | Barlekha         | 3,824  | 6,222  | 0.6 | 300    | 5,846  | 0.1 | 15  | 5   | 3.0  | 358         | 413   | 0.9 | 50      | 43  | 1.2 |
| 445 | Sylhet RWH     | Beani Bazar      | 35,644 | 15,241 | 2.3 | 3,460  | 5,040  | 0.7 | 59  | 10  | 5.9  | 1,384       | 532   | 2.6 | 105     | 24  | 4.4 |
| 446 | Sylhet RWH     | Bishwambarpur    | 15,618 | 5,380  | 2.9 | 230    | 7,003  | 0.0 | 31  | 5   | 6.2  | 1,241       | 637   | 1.9 | 124     | 23  | 5.4 |
| 447 | Sylhet RWH     | Bishwanath       | 22,408 | 8,385  | 2.7 | 3,834  | 3,733  | 1.0 | 59  | 7   | 8.4  | 1,727       | 433   | 4.0 | 122     | 36  | 3.4 |
| 448 | Sylhet RWH     | Chhatak          | 21,800 | 12,905 | 1.7 | 17,025 | 9,263  | 1.8 | 155 | 40  | 3.9  | 1,654       | 767   | 2.2 | 271     | 34  | 8.0 |
| 449 | Sylhet RWH     | Chunarughat      | 17,150 | 8,156  | 2.1 | 5,600  | 13,256 | 0.4 | 6   | 4   | 1.5  | 1,738       | 914   | 1.9 | 1       | 23  | 0.0 |
| 450 | Sylhet RWH     | Companiganj      | 23,300 | 13,594 | 1.7 | 3,120  | 7,099  | 0.4 | 51  | 3   | 17.0 | 2,063       | 1,335 | 1.5 | 150     | 28  | 5.4 |

| SL  | Warehouse Name | Upazila Name      | Condom  |        |     | Shukhi |        |     | IUD |     |      | Injectables |       |     | Implant |     |     |
|-----|----------------|-------------------|---------|--------|-----|--------|--------|-----|-----|-----|------|-------------|-------|-----|---------|-----|-----|
|     |                |                   | CBL     | AMD    | MOS | CBL    | AMD    | MOS | CBL | AMD | MOS  | CBL         | AMD   | MOS | CBL     | AMD | MOS |
| 451 | Sylhet RWH     | Dakshin Sunamganj | 22,000  | 8,986  | 2.4 | 2,625  | 7,122  | 0.4 | 20  | 8   | 2.5  | 1,495       | 647   | 2.3 | 120     | 60  | 2.0 |
| 452 | Sylhet RWH     | Dakshin Surma     | 68,100  | 34,424 | 2.0 | 9,990  | 9,683  | 1.0 | 33  | 3   | 11.0 | 2,713       | 1,096 | 2.5 | 85      | 23  | 3.7 |
| 453 | Sylhet RWH     | Derai             | 39,904  | 25,076 | 1.6 | 12,597 | 10,192 | 1.2 | 44  | 15  | 2.9  | 1,651       | 867   | 1.9 | 220     | 46  | 4.8 |
| 454 | Sylhet RWH     | Dowarabazar       | 22,472  | 10,181 | 2.2 | 0      | 9,792  | 0.0 | 20  | 6   | 3.3  | 1,553       | 763   | 2.0 | 146     | 100 | 1.5 |
| 455 | Sylhet RWH     | Fenchuganj        | 18,000  | 5,367  | 3.4 | 4,500  | 2,986  | 1.5 | 63  | 11  | 5.7  | 748         | 241   | 3.1 | 50      | 18  | 2.8 |
| 456 | Sylhet RWH     | Golapganj         | 50,260  | 20,737 | 2.4 | 9,870  | 5,525  | 1.8 | 75  | 14  | 5.4  | 2,032       | 581   | 3.5 | 200     | 51  | 3.9 |
| 457 | Sylhet RWH     | Gowainghat        | 37,200  | 18,726 | 2.0 | 6,960  | 9,691  | 0.7 | 71  | 6   | 11.8 | 5,256       | 2,755 | 1.9 | 250     | 102 | 2.5 |
| 458 | Sylhet RWH     | Habiganj Sadar    | 30,900  | 15,205 | 2.0 | 20,023 | 14,283 | 1.4 | 185 | 91  | 2.0  | 2,805       | 1,339 | 2.1 | 50      | 43  | 1.2 |
| 459 | Sylhet RWH     | Jagannathpur      | 14,400  | 11,312 | 1.3 | 2,030  | 6,515  | 0.3 | 85  | 16  | 5.3  | 1,275       | 342   | 3.7 | 110     | 58  | 1.9 |
| 460 | Sylhet RWH     | Jaintiapur        | 38,100  | 17,309 | 2.2 | 4,680  | 7,422  | 0.6 | 99  | 16  | 6.2  | 4,200       | 2,337 | 1.8 | 100     | 23  | 4.3 |
| 461 | Sylhet RWH     | Jamalganj         | 23,740  | 11,708 | 2.0 | 2,070  | 9,583  | 0.2 | 30  | 3   | 10.0 | 2,691       | 1,131 | 2.4 | 150     | 34  | 4.4 |
| 462 | Sylhet RWH     | Juri              | 16,200  | 7,343  | 2.2 | 60     | 5,193  | 0.0 | 71  | 16  | 4.4  | 909         | 360   | 2.5 | 200     | 62  | 3.2 |
| 463 | Sylhet RWH     | Kamalganj         | 27,500  | 11,180 | 2.5 | 3,585  | 8,426  | 0.4 | 110 | 30  | 3.7  | 1,935       | 849   | 2.3 | 120     | 29  | 4.1 |
| 464 | Sylhet RWH     | Kanaighat         | 23,928  | 27,640 | 0.9 | 5,685  | 13,718 | 0.4 | 61  | 9   | 6.8  | 3,382       | 2,537 | 1.3 | 160     | 36  | 4.4 |
| 465 | Sylhet RWH     | Kulaura           | 29,260  | 10,551 | 2.8 | 25,170 | 9,892  | 2.5 | 17  | 6   | 2.8  | 5,370       | 2,185 | 2.5 | 100     | 32  | 3.1 |
| 466 | Sylhet RWH     | Lakhai            | 9,996   | 5,834  | 1.7 | 4,905  | 6,496  | 0.8 | 48  | 5   | 9.6  | 572         | 402   | 1.4 | 180     | 78  | 2.3 |
| 467 | Sylhet RWH     | Madhabpur         | 17,900  | 8,731  | 2.1 | 4,840  | 14,000 | 0.3 | 28  | 4   | 7.0  | 1,211       | 772   | 1.6 | 205     | 43  | 4.8 |
| 468 | Sylhet RWH     | Maulvibazar Sadar | 26,736  | 9,881  | 2.7 | 9,900  | 8,621  | 1.1 | 188 | 56  | 3.4  | 2,055       | 818   | 2.5 | 230     | 37  | 6.2 |
| 469 | Sylhet RWH     | Nabiganj          | 25,300  | 7,470  | 3.4 | 8,400  | 10,166 | 0.8 | 70  | 10  | 7.0  | 1,567       | 407   | 3.9 | 150     | 44  | 3.4 |
| 470 | Sylhet RWH     | Rajnagar          | 14,100  | 8,798  | 1.6 | 2,435  | 9,444  | 0.3 | 77  | 10  | 7.7  | 2,588       | 1,130 | 2.3 | 150     | 54  | 2.8 |
| 471 | Sylhet RWH     | Sreemangal        | 16,500  | 11,471 | 1.4 | 1,770  | 10,638 | 0.2 | 39  | 24  | 1.6  | 1,152       | 1,156 | 1.0 | 100     | 64  | 1.6 |
| 472 | Sylhet RWH     | Sulla             | 23,700  | 7,980  | 3.0 | 6,525  | 5,630  | 1.2 | 39  | 2   | 19.5 | 1,030       | 378   | 2.7 | 110     | 27  | 4.1 |
| 473 | Sylhet RWH     | Sunamganj Sadar   | 24,916  | 11,236 | 2.2 | 8,429  | 7,605  | 1.1 | 87  | 21  | 4.1  | 2,483       | 1,056 | 2.4 | 237     | 67  | 3.5 |
| 474 | Sylhet RWH     | Sylhet Sadar      | 117,420 | 55,527 | 2.1 | 14,525 | 23,301 | 0.6 | 236 | 81  | 2.9  | 24,685      | 9,887 | 2.5 | 455     | 166 | 2.7 |
| 475 | Sylhet RWH     | Tahirpur          | 37,676  | 15,354 | 2.5 | 0      | 10,476 | 0.0 | 19  | 5   | 3.8  | 2,024       | 792   | 2.6 | 10      | 56  | 0.2 |

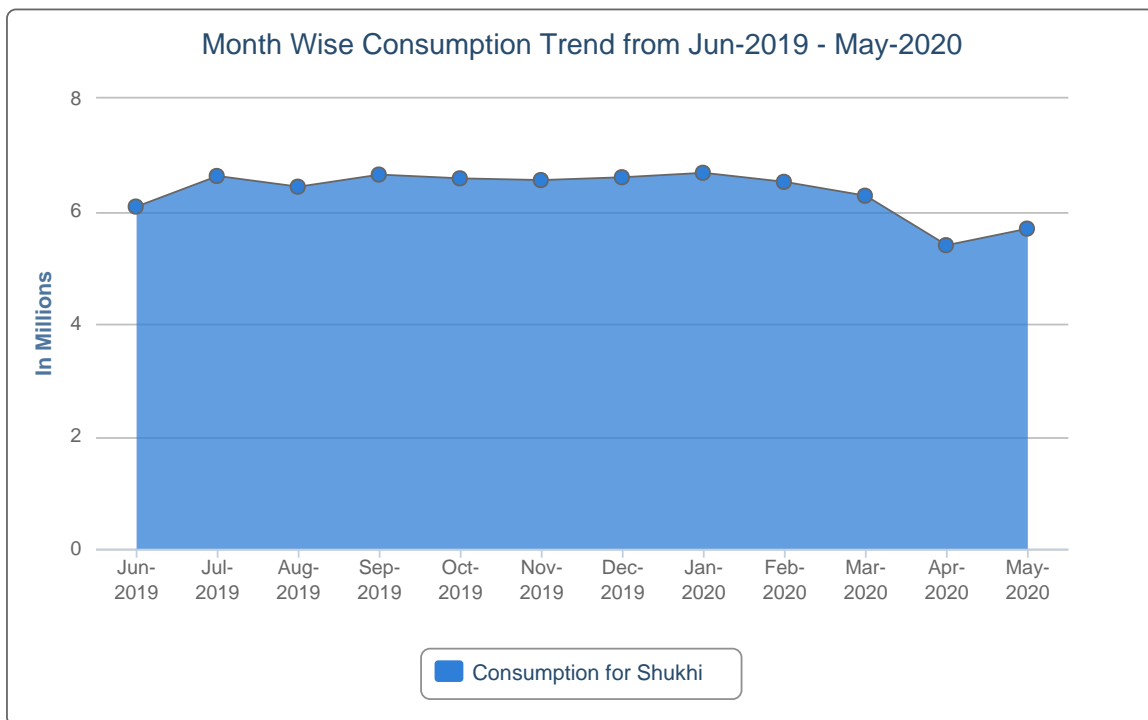
| SL  | Warehouse Name | Upazila Name  | Condom |        |     | Shukhi |        |     | IUD |     |      | Injectables |       |     | Implant |     |      |
|-----|----------------|---------------|--------|--------|-----|--------|--------|-----|-----|-----|------|-------------|-------|-----|---------|-----|------|
|     |                |               | CBL    | AMD    | MOS | CBL    | AMD    | MOS | CBL | AMD | MOS  | CBL         | AMD   | MOS | CBL     | AMD | MOS  |
| 476 | Sylhet RWH     | Zakiganj      | 32,072 | 21,273 | 1.5 | 5,061  | 8,710  | 0.6 | 28  | 7   | 4.0  | 1,977       | 1,134 | 1.7 | 260     | 94  | 2.8  |
| 477 | Tangail RWH    | Basail        | 41,528 | 20,936 | 2.0 | 21,397 | 11,633 | 1.8 | 160 | 23  | 7.0  | 6,848       | 1,191 | 5.7 | 200     | 84  | 2.4  |
| 478 | Tangail RWH    | Bhuapur       | 46,040 | 21,626 | 2.1 | 45,648 | 17,832 | 2.6 | 400 | 30  | 13.3 | 2,511       | 1,537 | 1.6 | 0       | 62  | 0.0  |
| 479 | Tangail RWH    | Chauhali      | 36,120 | 13,525 | 2.7 | 38,975 | 7,087  | 5.5 | 150 | 13  | 11.5 | 4,214       | 1,154 | 3.7 | 401     | 30  | 13.4 |
| 480 | Tangail RWH    | Delduar       | 50,700 | 21,658 | 2.3 | 22,827 | 17,088 | 1.3 | 150 | 21  | 7.1  | 9,240       | 1,201 | 7.7 | 150     | 40  | 3.8  |
| 481 | Tangail RWH    | Ghatail       | 91,560 | 38,208 | 2.4 | 20,595 | 40,126 | 0.5 | 155 | 23  | 6.7  | 6,635       | 3,240 | 2.0 | 200     | 89  | 2.2  |
| 482 | Tangail RWH    | Gopalpur      | 72,374 | 16,965 | 4.3 | 42,195 | 13,881 | 3.0 | 248 | 27  | 9.2  | 7,731       | 1,434 | 5.4 | 300     | 54  | 5.6  |
| 483 | Tangail RWH    | Kalihati      | 97,900 | 24,473 | 4.0 | 0      | 26,656 | 0.0 | 277 | 57  | 4.9  | 7,200       | 3,087 | 2.3 | 10      | 63  | 0.2  |
| 484 | Tangail RWH    | Madhupur      | 96,300 | 22,585 | 4.3 | 12,315 | 26,321 | 0.5 | 306 | 22  | 13.9 | 9,811       | 2,604 | 3.8 | 300     | 82  | 3.7  |
| 485 | Tangail RWH    | Mirzapur      | 74,108 | 25,376 | 2.9 | 19,740 | 23,051 | 0.9 | 310 | 33  | 9.4  | 6,752       | 1,090 | 6.2 | 500     | 45  | 11.1 |
| 486 | Tangail RWH    | Nagarpur      | 98,532 | 29,092 | 3.4 | 9,675  | 20,619 | 0.5 | 213 | 70  | 3.0  | 7,373       | 1,975 | 3.7 | 0       | 78  | 0.0  |
| 487 | Tangail RWH    | Sakhipur      | 99,000 | 22,131 | 4.5 | 34,815 | 22,449 | 1.6 | 140 | 24  | 5.8  | 2,660       | 950   | 2.8 | 600     | 24  | 25.0 |
| 488 | Tangail RWH    | Tangail Sadar | 72,300 | 39,773 | 1.8 | 63,225 | 22,484 | 2.8 | 315 | 29  | 10.9 | 9,233       | 2,687 | 3.4 | 500     | 117 | 4.3  |

## 7. Month-wise Consumption Trend

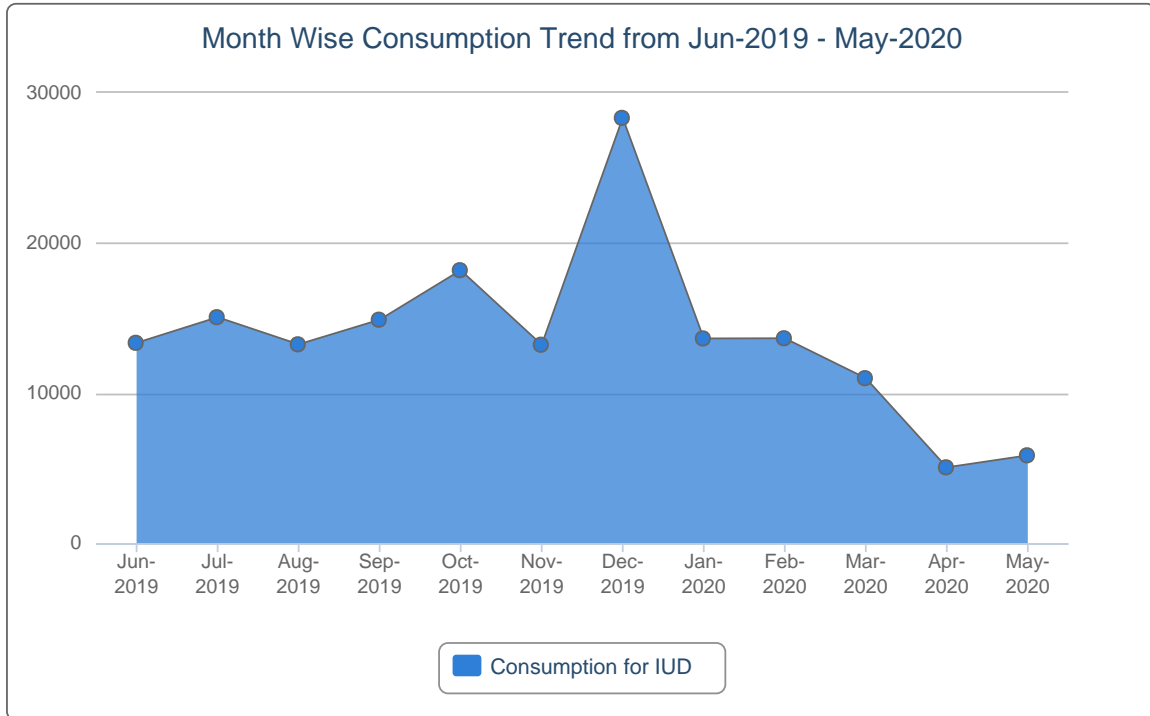
7(a).



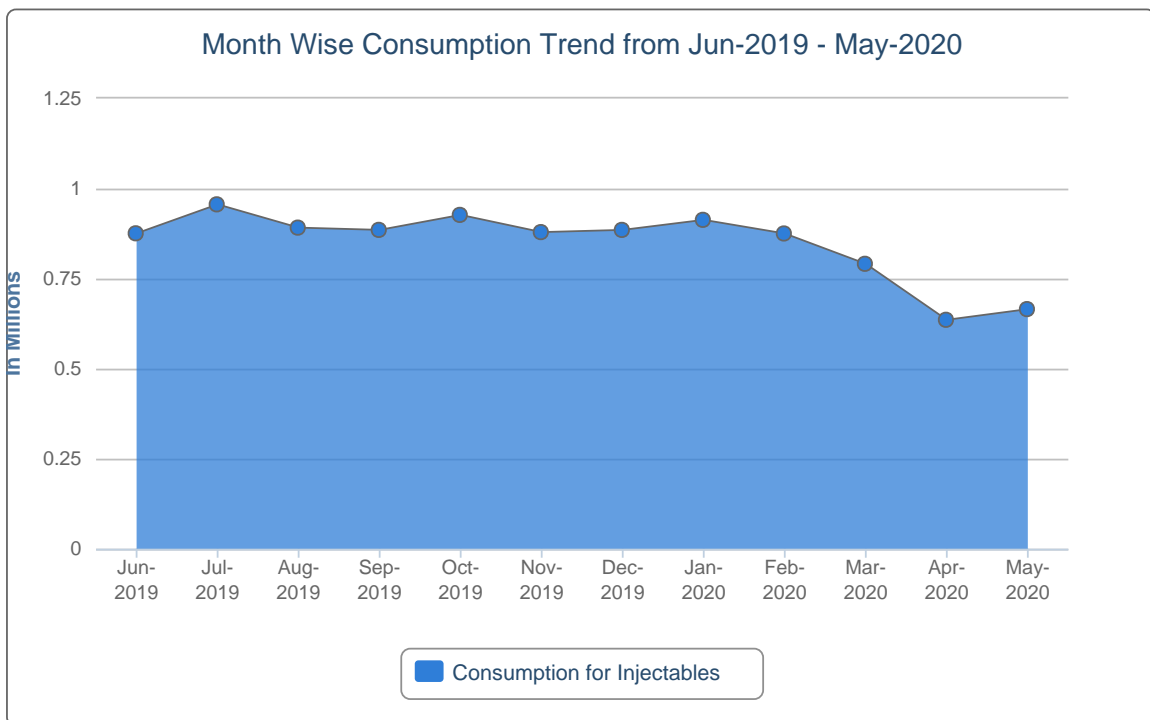
7(b).



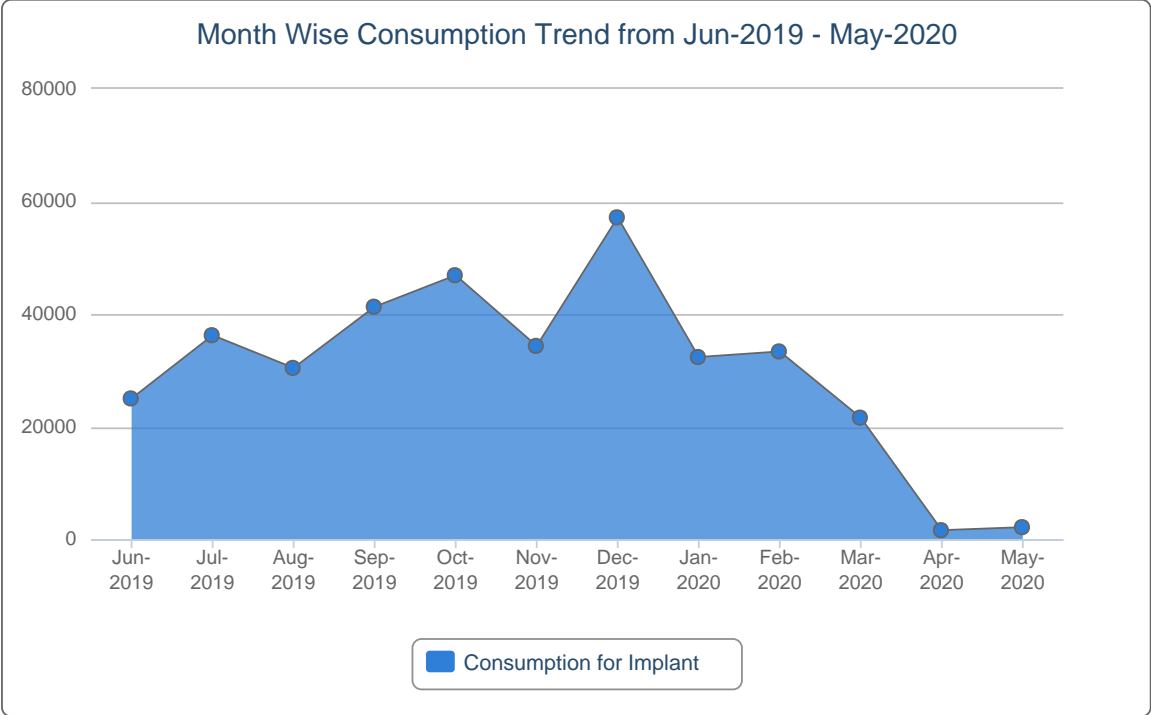
7(c).



7(d).



7(e).



## 8. Report on Upazila and Warehouse Having Stock Out in last month

| SL | Products Name    | No of Stockout WH | % of Stockout WH | No of Stockout Upazila Store | % of Stockout Upazila Store | No of Stockout Upazila Field | % of Stockout Upazila Field |
|----|------------------|-------------------|------------------|------------------------------|-----------------------------|------------------------------|-----------------------------|
| 1  | Condom           | 0                 | 0%               | 0                            | 0%                          | 0                            | 0%                          |
| 2  | Shukhi (2nd Gen) | 0                 | 0%               | 4                            | 1%                          | 0                            | 0%                          |
| 3  | IUD              | 0                 | 0%               | 1                            | 0%                          | 0                            | 0%                          |
| 4  | Injectables      | 0                 | 0%               | 0                            | 0%                          | 0                            | 0%                          |
| 5  | Implant (Total)  | 0                 | 0%               | -                            | -                           | 0                            | 0%                          |

### List of Stock Out Warehouses

| SL                       | Commodity | Warehouse | Phone |
|--------------------------|-----------|-----------|-------|
| No StockOut in Warehouse |           |           |       |

### List of StockOut Upazilas

| SL | Commodity        | Warehouse    | District   | Upazila                    | Phone       |
|----|------------------|--------------|------------|----------------------------|-------------|
| 1  | Shukhi (2nd Gen) | Dhaka CWH    | Narsingdi  | Narsingdi Sadar, Narsingdi | 01722424638 |
| 2  | Shukhi (2nd Gen) | Sylhet RWH   | Sunamganj  | Dowarabazar, Sunamganj     | 01737758625 |
| 3  | Shukhi (2nd Gen) | Sylhet RWH   | Sunamganj  | Tahirpur, Sunamganj        | 01717190335 |
| 4  | Shukhi (2nd Gen) | Tangail RWH  | Tangail    | Kalihati, Tangail          | 01824495476 |
| 5  | IUD              | Noakhali RWH | Lakshmipur | Ramganj, Lakshmipur        | 01716674519 |

“ছেলে হোক, মেয়ে হোক,  
দু’টি সন্তানই যথেষ্ট”

**Management Information System (MIS)**  
**Directorate General of Family Planning (DGFP)**  
6, Kawran Bazar, Dhaka- 1215  
Email: dirmis@dgfp.gov.bd, dirls@dgfp.gov.bd  
www.dgfp.gov.bd, www.scmpbd.org

*If you need more information, please visit at <https://www.scmpbd.org>*