

FAMILY PLANNING MONTHLY LOGISTICS REPORT

July 2017



**Management Information System (MIS)
Directorate General of Family Planning (DGFP)**

6, Kawran Bazar, Dhaka1215

Email: dirmisfp@gmail.com, dirlsdgfp@gmail.com
www.dgfpmis.org, www.dgfplmis.org

Government of the People's Republic of Bangladesh
Directorate General of Family Planning
Management Information System (MIS)
6, Kawran Bazar, Dhaka- 1215
www.dgfp.gov.bd


Memo No. - DGFP/MIS/09(Report)/04/2017/611

Date: 12 September' 2017.

Sub: Family Planning Monthly Logistics Report for the Month of July' 2017.

Family Planning Monthly Logistics Report for the Month of July' 2017 is sent herewith for your kind information & necessary action. This report is prepared on the basis of Form-7 submitted by Warehouses and Form-7B submitted by Upazila Family Planning Offices by using WIMS & UIMS operational tools. It provides useful information on monthly distribution and stock balance of all the major contraceptives & DDS Kits of Warehouse/Upazila Stores. A summary of important events happened during reporting month included in this report. For more information you are requested to visit at www.scmpbd.org web site.

Comments and suggestions for improvement of this report will be highly appreciated.


12.09.2017

(Suleman Khan)

Joint Secretary (ME&FW Division)

and

Director & Line Director (MIS)

Phone: 9146262

Mail: dirmisfp@gmail.com

Memo No. - DGFP/MIS/09(Report)/04/2017/611/1(204)

Date: 12 September' 2017.

Copy of the report forwarded to:

1. Secretary, Medical Education & Family Welfare Division (ME&FW Division), Bangladesh Secretariat, Dhaka.
2. Additional Secretary (Admin), (ME&FW Division), Bangladesh Secretariat, Dhaka.
3. Joint Secretary (Development), (ME&FW Division), Bangladesh Secretariat, Dhaka.
4. Joint Chief (Planning), Health Service Division, Bangladesh Secretariat, Dhaka
5. Joint Chief (Population & Planning wing), Planning commission, Sher-e-Bangla Nagar, Dhaka.
6. Joint Chief (Planning), Program Management and Monitoring Unit (PMMU), Azimpur, Dhaka-1205.
7. Deputy Chief (Planning), (ME&FW Division), Bangladesh Secretariat, Dhaka.
8. P.S. to the Honorable Minister, Ministry of Health and Family Welfare, Bangladesh Secretariat, Dhaka, for kind information of the Honorable Minister.
9. P.S. to the Honorable State Minister, Ministry of Health and Family Welfare, Bangladesh Secretariat, Dhaka, for kind information of the Honorable State Minister.
10. Director Administration, Directorate General of Family Planning, 6 Kawran Bazar, Dhaka 1215.
11. Director Logistics & Supply and Line Director (Procurement, Storage & Supply Management), Directorate General of Family Planning, 6 Kawran Bazar, Dhaka 1215.

12. Director Finance & Line Director (Family Planning Field Service Delivery), Directorate General of Family Planning, 6 Kawran Bazar, Dhaka 1215.
13. Director (IEM) & Line Director (Information, Education and Communication), Directorate General of Family Planning, 6 Kawran Bazar, Dhaka 1215.
14. Director Planning & Line Director (Planning Monitoring and Evaluation), Directorate General of Family Planning, 6 Kawran Bazar, Dhaka 1215.
15. Line Director (Maternal, Child, Reproductive and Adolescent Health), Directorate General of Family Planning, 6 Kawran Bazar, Dhaka 1215.
16. Line Director (Clinical Contraception Services Delivery Program), Directorate General of Family Planning, 6 Kawran Bazar, Dhaka 1215.
17. Divisional Director, Family Planning, Dhaka / Chittagong / Rajshahi / Khulna / Sylhet / Barisal/ Rangpur Division.
18. Deputy Chief (FW)/ (Health), Ministry of Health & Family Welfare, Bangladesh Secretariat, Dhaka.
19. Additional Director (Drugs and Stores), Directorate General of Family Planning, Central Warehouse, Mohakhali, Dhaka.
20. Deputy Director, Family Planning, ----- District (Your are requested to take appropriate measures to ensure timely online submission of Form 7B report from upazilas.
21. Supply Officer, Family Planning, ----- CWH/RWHs.
22. Country Project Director, SIAPS/MSH, House: 3, Road: No. 23B, Gulshan-1, Dhaka-1212.
23. Country Director, the World Bank, E-32, Agargaon, Sher-e-Banala Nagar, Dhaka-1207.
24. Team Leader, Population & Health Team, USAID, Madani Avenue, Baridhara, Dhaka.
25. Country Representative, UNFPA, IDB Bhaban, Agargaon, Sher-E-Bangla Nagar, Dhaka.
26. Managing Director, SMC, SMC Tower, 33 Banani C/A, Dhaka-1213.
27. Documentation Center, IEM Unit, Directorate General of Family Planning, 6 Kawran Bazar, Dhaka.
28. PA to Director General, Directorate General of Family Planning, 6, Kawran Bazar, Dhaka 1215.
29. Office copy, MIS, DGFP, 6 Kawran Bazar, Dhaka -1215.
30. Concerned Organization.





(Ajoy Ratan Barua)
Deputy Director (MIS)

Table Of Contents

	Page
1. DGFP Stock Status Report	1-2
2. National Receipts Quantity by Product by Month	3
3. National Level Contraceptive Summary Report	4
4. Stock Status Report at Different Levels	5
5. Contraceptive Stock Status by Product at Upazila Store and Field	6-10
6. Contraceptive Stock Status by Product at Regional Warehouses/Upazila	11-31
7. Month-wise Consumption Trend	32-34
8. Report on Upazila and Warehouse Having Stock Out in last month	35

1. DGFP Stock Status Report

 DGFP STOCK STATUS REPORT (For Contraceptives) July 2017 																									
Year →	2017					2018										2019									
Month →	8	9	10	11	12	1	2	3	4	5	6	7	8	9	10	11	12	1	2	3	4	5	6		
Min.-Max. →						Min					Max														
Product ↓											2017-18: 39.38m= 3.5 mon														
Condom	CS (79.80m) - 07 months																								
*AMC = 11.2m	2017-18: GoB (Rev):39.38m																								
Pill	CS (65.40m) - 08 months										2017-18: 80m= 10 months														
*AMC = 7.93m	2017-18: GoB (Rev): 25m,RPA:55m																								
IUD	CS (0.142m) - 08 months										2017-18: 0.45m= 27 months														
*AMC = 16,732	2017-18: RPA- 0.45m																								
Injectables	:3.15m -03 mo		2017-18: 5m= 5 months			1m	2017-18: 9m= 9months																		
*AMC = 0.98m	2017-18 : GoB (Rev) : 5m; RPA : 9 m																								
Implant	CS (0.23m) - 7 months					2016-17: 0.2m = 7 months					2017-18: 0.6m= 18months														
*AMC = 32,324	2017-18 : GoB(Dev)-0.4; RPA: 0.2m																								
										Legend:															
										Current Stock															
										To be received															
										Planned for FY 2017-18															
										AMC = Average Monthly Consumption															
										BER = Bid Evaluation Report															
										CCGP = Cabinet Committee on Govt Purchase															
										CS = Current Stock															
										NOA = Notification of Award															
										NO = No Objection															
										TEC = Tender Evaluation Committee															
										ICB = International Competitive Bidding															
										NCT = National Competitive Tendering															
*AMC is calculated based on past 6-months consumption																									
Data Sources: DGFP/L&S unit, DGFP LMIS web site - https://scmpba.org/																									
Central Warehouse WIMS data and Approved DGFP Procurement Plan																									

DGFP STOCK STATUS NOTES
(For Contraceptives)
Month: July 2017

CONDOM – Current national stock is 79.80 million pieces and this stock can be used up to February 2018.

- Planned for 2017-18: GoB (Rev) : 39.38 million pcs.

PILL – Current national stock of Oral Contraceptive Pill is 65.40 million cycles which will go up to March 2018.

- Planned for 2017-18: GoB (Rev) : 25 million cycles & RPA : 55 million cycles.

IUD – Current national stock is 0.142 million sets and this stock can be used up to March 2018.

- Planned for 2017-18: RPA : 0.45 million sets.

INJECTABLES – Current stock of 3.15 million vials and that can be used up to October 2017.

- Planned for 2017-18: (GoB-Rev) 5 million vials and RPA: 9 million vials.
- Donation from USAID: 1.0 million vials.

IMPLANT – Current stock is 0.23 million sets and this can be used up to February 2018.

- 2016-17: (GoB-Rev) 0.2m sets, L/C opened, awaiting receipt.
- Planned for 2017-18: (GoB-Dev) 0.4m sets.

You can also download the previous reports from <http://www.scmpbd.org/>

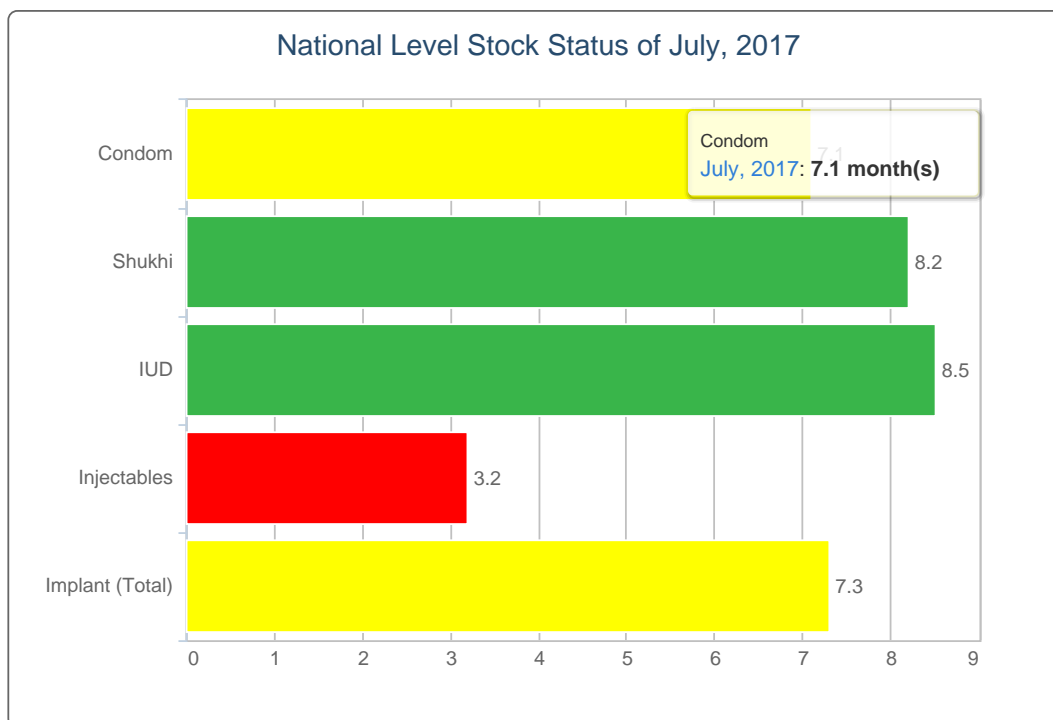
2. National Receipts Quantity by Product by Month

Contraceptive Received Report

Month: July, 2017

Item	Supplier	Receiver	Date Receipts	Qty
<i>No National Receive This Month</i>				

3. National Level Contraceptive Summary Report

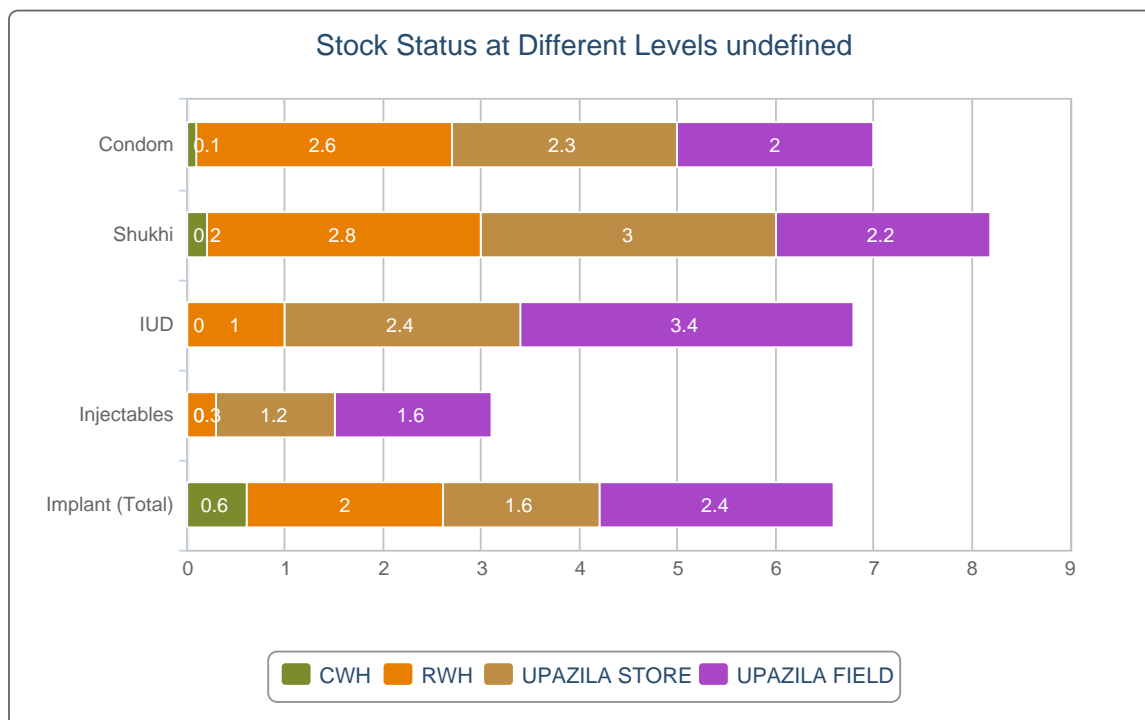


■ MOS less than 4.0
 ■ MOS 4.0 - 7.9
 ■ MOS 8.0 and above
 MOS = Month of Stock

National Level Stock Status of July, 2017

SL	Name of Products	Reported Consumption	Reported Closing Balance	Average Monthly Consumption	MOS
1	Condom	11,369,447	79,827,595	11,298,616	7.1
2	Shukhi	7,977,263	65,425,812	7,937,954	8.2
3	IUD	20,983	142,174	16,734	8.5
4	Injectables	1,023,496	3,159,675	984,534	3.2
5	Implant (Total)	35,733	236,408	32,324	7.3

4. Stock Status Report at Different Levels

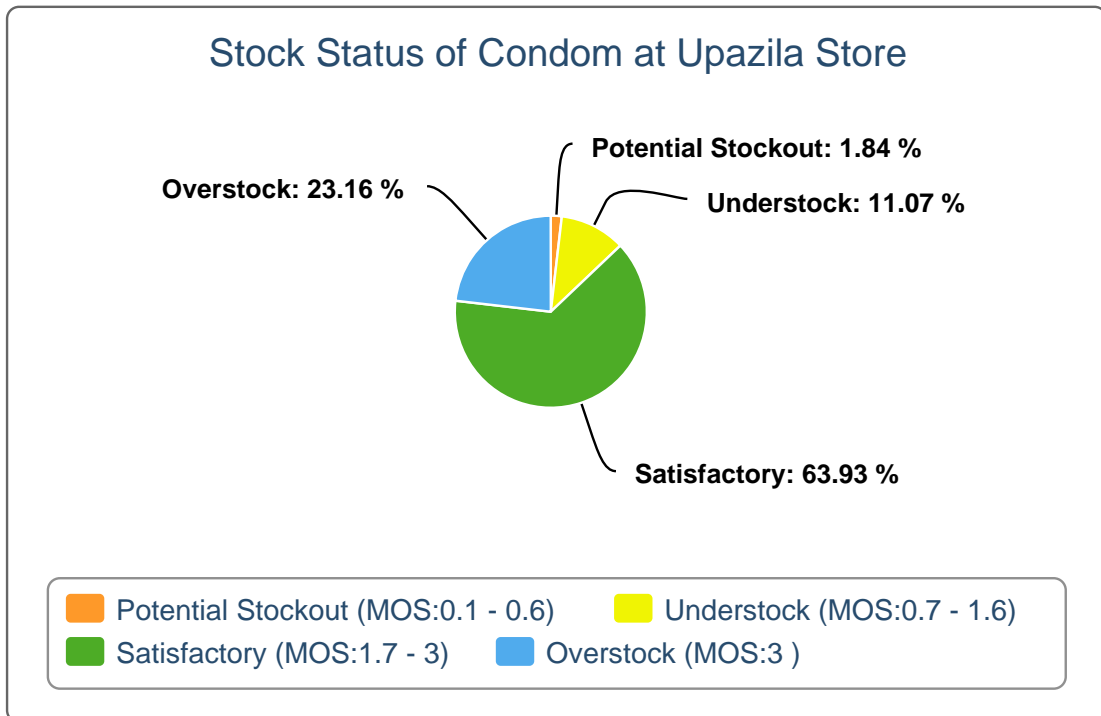


Stock Status at Different Levels July, 2017

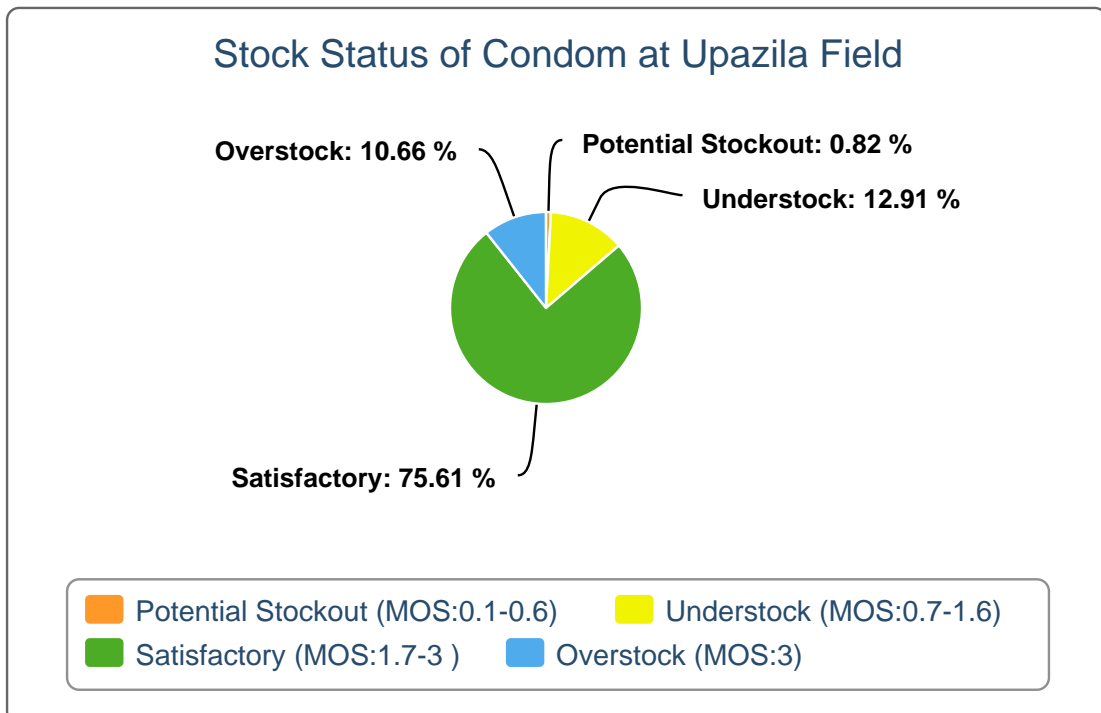
Products	Avg. Consump. of Last 6 Months	CWH Level	MOS	RWH Level	MOS	Upazila Level	MOS	Field Level	MOS	National Level	MOS
Condom	11,298,616	894,400	0.1	29,924,000	2.6	25,819,390	2.3	23,189,805	2.1	79,827,595	7.1
Shukhi	7,937,954	1,394,880	0.2	22,391,280	2.8	24,093,223	3	17,546,429	2.2	65,425,812	8.2
IUD	16,734	300	0	20,852	1.2	50,057	3	70,965	4.2	142,174	8.5
Injectables	984,534	16,500	0	328,600	0.3	1,222,143	1.2	1,592,432	1.6	3,159,675	3.2
Implant (Total)	32,324	22,384	0.7	70,135	2.2	58,741	1.8	85,148	2.6	236,408	7.3

5. Contraceptive Stock Status by Product at Upazila Store and Field

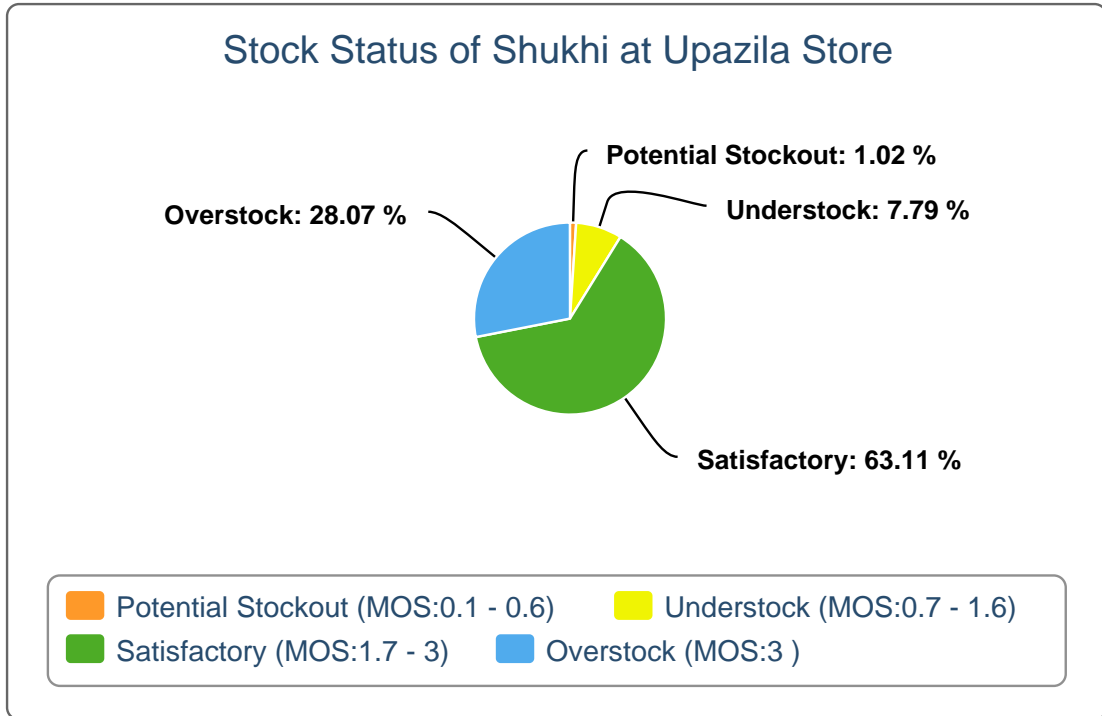
5(a).



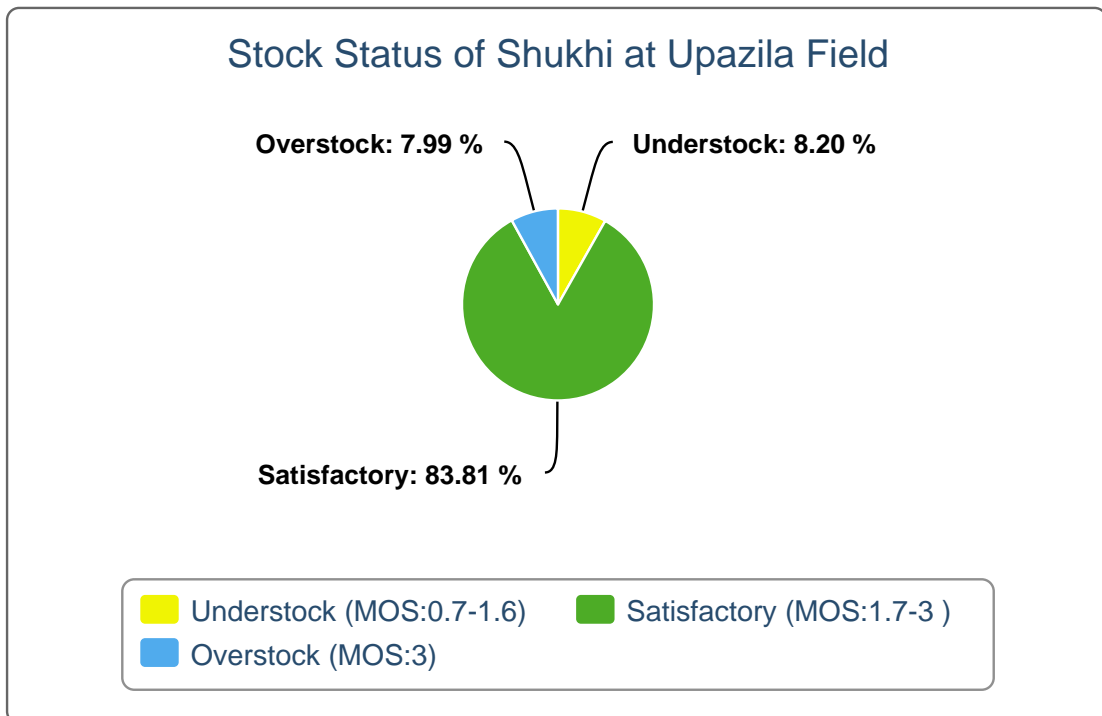
5(b).



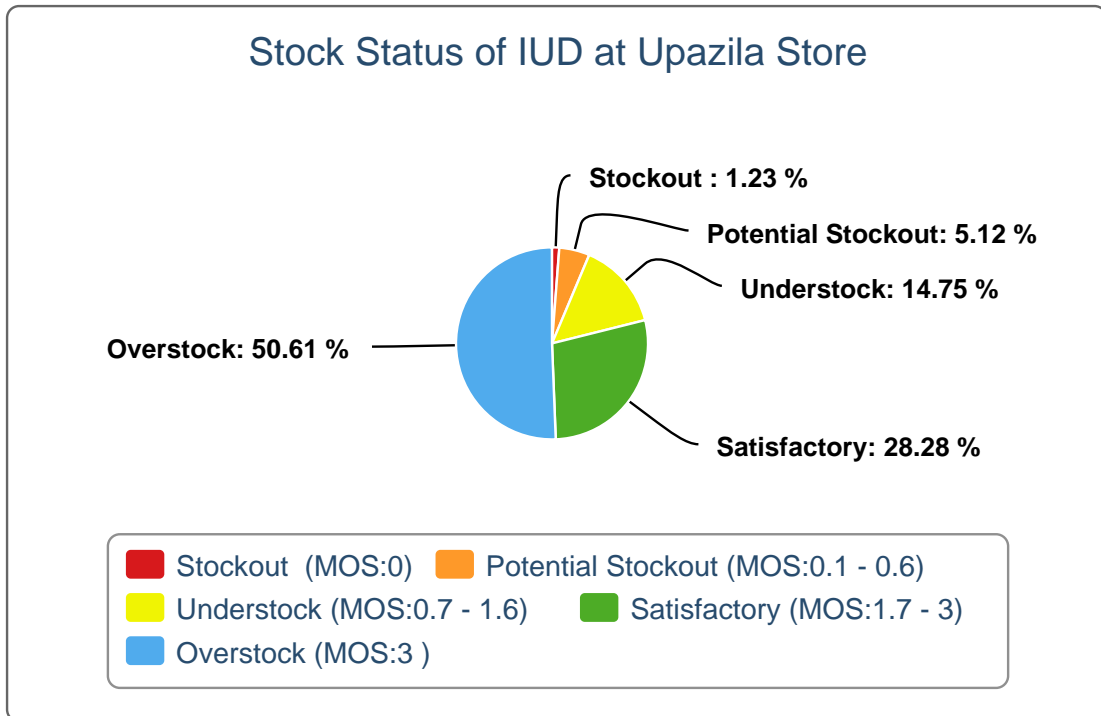
5(c).



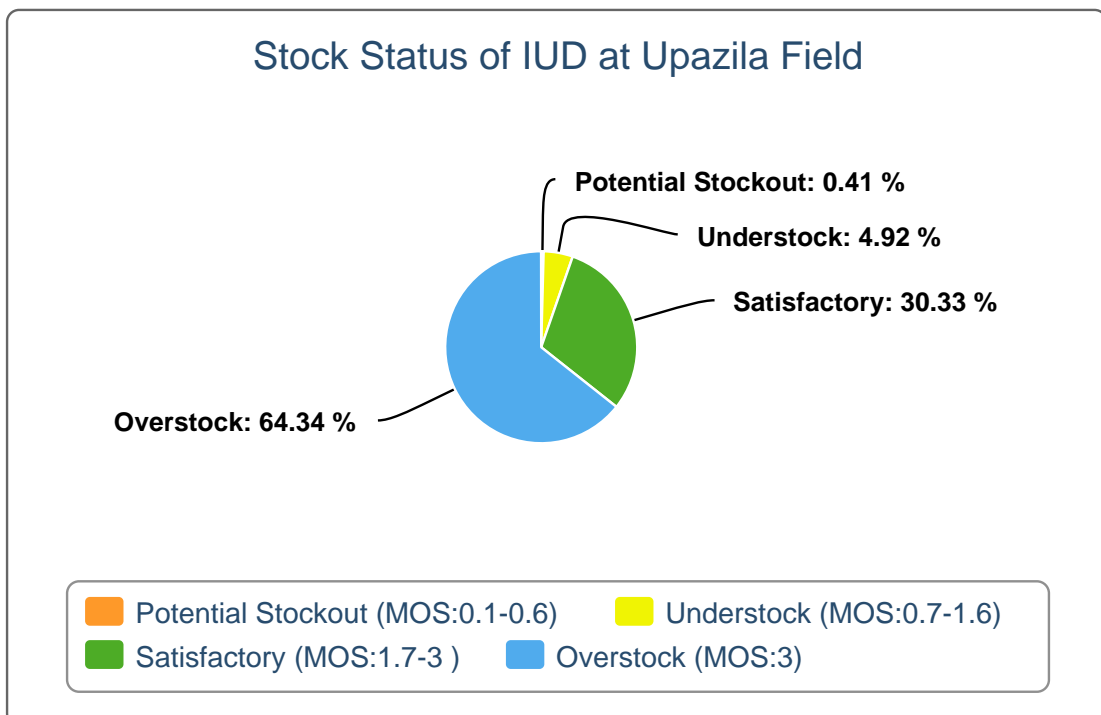
5(d).



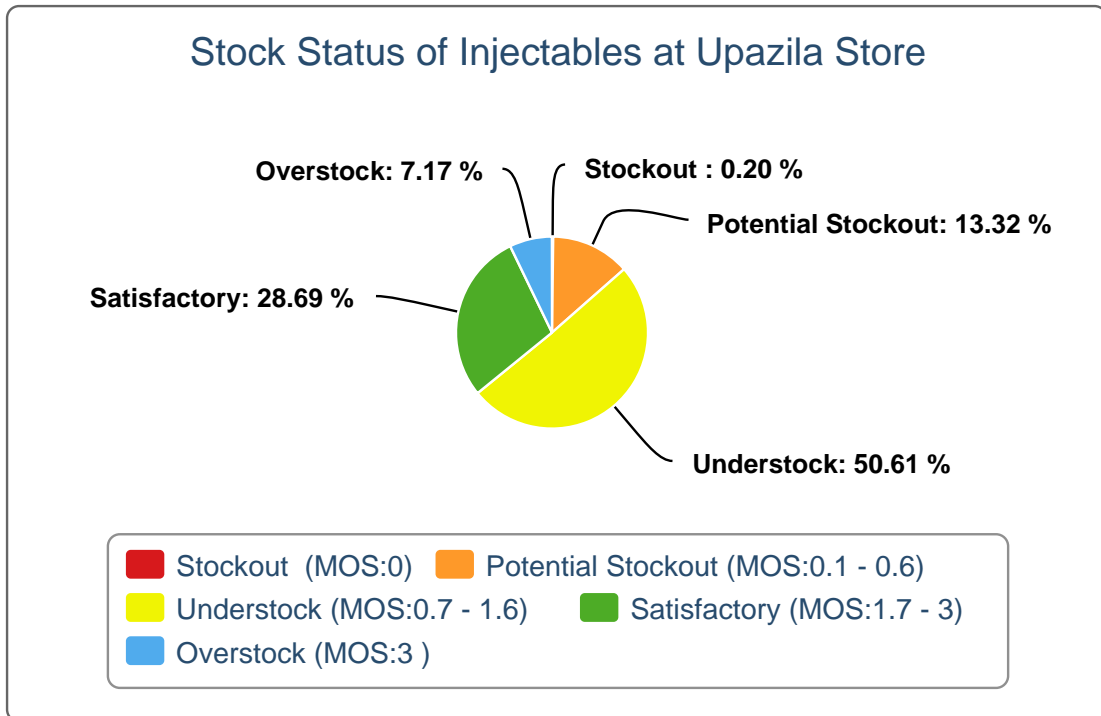
5(e).



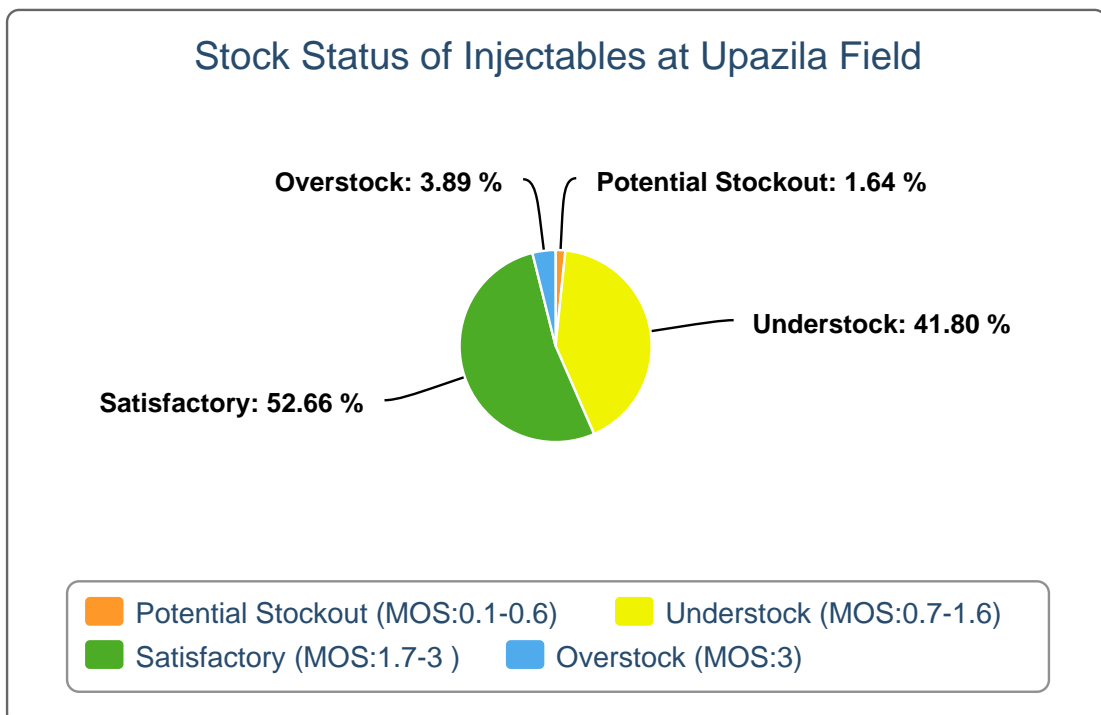
5(f).



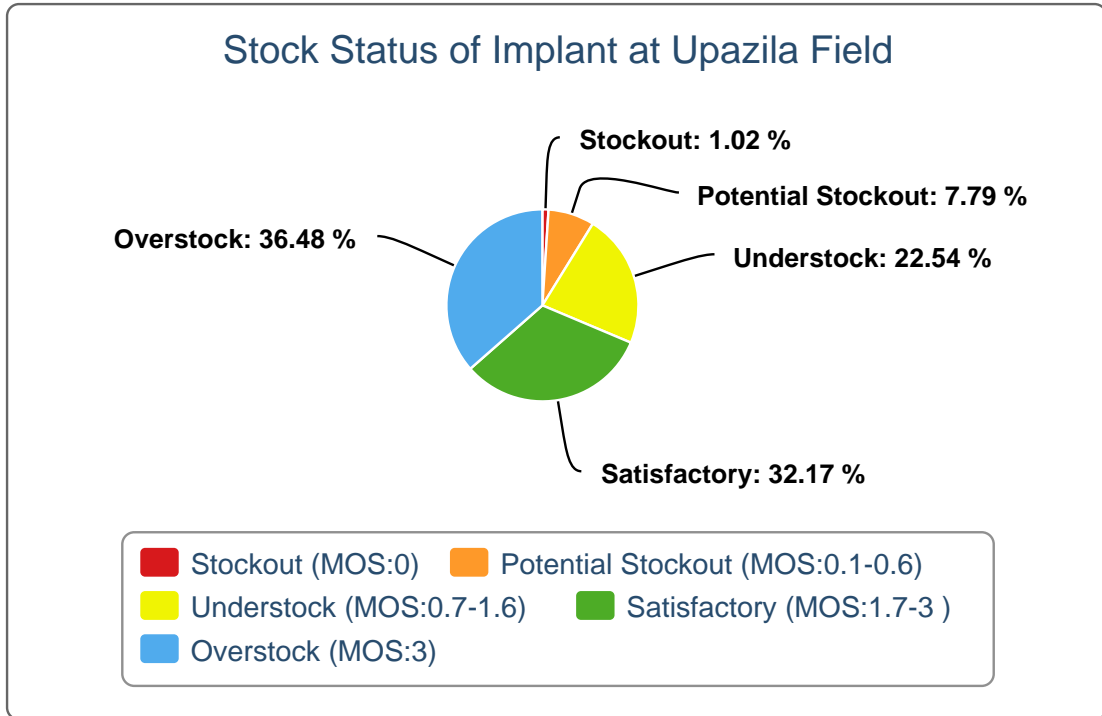
5(g).



5(h).



5(i).



6(a). Contraceptive Stock Status by Product at Regional Warehouses

SL	WH Name	Condom			Shukhi			IUD			Injectables			Implant		
		CBL	AMD	MOS	CBL	AMD	MOS	CBL	AMD	MOS	CBL	AMD	MOS	CBL	AMD	MOS
1	Bandarban RWH	143,400	29,453	4.9	119,520	21,806	5.5	500	82	6.1	13,000	3,150	4.1	1,116	161	6.9
2	Bhola RWH	243,600	142,352	1.7	309,600	96,969	3.2	1,000	319	3.1	42,000	41,026	1.0	1,224	591	2.1
3	Bogra RWH	799,800	567,568	1.4	6,581,520	429,899	15.3	350	713	0.5	5,300	34,474	0.2	5,512	2,247	2.5
4	Chittagong RWH	7,073,800	566,068	12.5	5,179,680	381,245	13.6	100	1,355	0.1	8,900	57,782	0.2	24,556	2,363	10.4
5	Comilla RWH	306,000	810,943	0.4	459,360	415,931	1.1	1,200	1,404	0.9	15,000	74,346	0.2	5,306	1,811	2.9
6	Dhaka CWH	894,400	1,815,786	0.5	1,394,880	965,298	1.4	300	2,553	0.1	16,500	118,855	0.1	22,384	3,395	6.6
7	Dinajpur RWH	201,600	209,312	1.0	469,440	346,356	1.4	975	550	1.8	8,000	38,952	0.2	5,732	2,103	2.7
8	Faridpur RWH	1,482,000	714,427	2.1	637,920	489,251	1.3	2,050	1,183	1.7	1,800	49,558	0.0	2,376	2,303	1.0
9	Jamalpur RWH	122,400	408,245	0.3	620,640	278,644	2.2	50	505	0.1	24,800	34,709	0.7	1,294	1,138	1.1
10	Jessore RWH	1,239,000	503,638	2.5	838,080	346,420	2.4	1,200	696	1.7	2,500	49,516	0.1	288	1,366	0.2
11	Khulna RWH	12,922,000	727,732	17.8	1,512,000	459,359	3.3	1,600	861	1.9	14,200	45,094	0.3	6,592	1,446	4.6
12	Kushtia RWH	831,000	341,019	2.4	678,240	187,064	3.6	1,636	252	6.5	15,200	36,663	0.4	1,241	603	2.1
13	Mymensingh RWH	205,200	817,172	0.3	766,080	847,037	0.9	2,550	853	3.0	38,000	54,198	0.7	3,976	2,573	1.5
14	Noakhali RWH	505,800	360,073	1.4	519,840	204,668	2.5	50	755	0.1	2,000	43,948	0.0	308	1,306	0.2
15	Pabna RWH	396,000	583,876	0.7	953,280	390,666	2.4	800	997	0.8	19,500	49,288	0.4	2,118	910	2.3
16	Patuakhali RWH	1,341,000	119,619	11.2	910,080	151,165	6.0	1,100	333	3.3	42,700	26,321	1.6	3,914	831	4.7
17	Rajshahi RWH	331,200	731,164	0.5	534,240	331,371	1.6	1,191	532	2.2	26,700	39,881	0.7	0	1,476	0.0
18	Rangamati RWH	129,000	58,494	2.2	93,600	38,265	2.4	700	85	8.2	16,000	3,376	4.7	1,632	213	7.7
19	Rangpur RWH	393,600	625,142	0.6	511,200	810,661	0.6	1,600	1,544	1.0	1,000	104,380	0.0	936	2,915	0.3
20	Sylhet RWH	967,800	771,571	1.3	430,560	432,209	1.0	1,600	705	2.3	9,000	50,717	0.2	1,438	1,592	0.9
21	Tangail RWH	289,800	394,962	0.7	266,400	313,670	0.8	600	457	1.3	23,000	28,300	0.8	576	981	0.6

6(b). Contraceptive Stock Status by Product at Upazila

SL	Warehouse Name	Upazila Name	Condom			Shukhi			IUD			Injectables			Implant		
			CBL	AMD	MOS	CBL	AMD	MOS	CBL	AMD	MOS	CBL	AMD	MOS	CBL	AMD	MOS
1	Bandarbon RWH	Alikadam	5,100	2,501	2.0	3,915	1,964	2.0	65	4	16.3	1,030	768	1.3	64	23	2.8
2	Bandarbon RWH	Bandarban Sadar	12,800	4,300	3.0	13,075	4,450	2.9	172	22	7.8	1,769	619	2.9	109	22	5.0
3	Bandarbon RWH	Lama	31,300	6,213	5.0	14,400	4,814	3.0	100	24	4.2	3,039	701	4.3	118	32	3.7
4	Bandarbon RWH	Naikhongchhari	7,100	7,369	1.0	2,910	5,542	0.5	82	11	7.5	2,052	644	3.2	70	9	7.8
5	Bandarbon RWH	Rowangchhari	8,500	2,122	4.0	6,895	1,806	3.8	163	7	23.3	1,387	194	7.1	51	17	3.0
6	Bandarbon RWH	Ruma	33,800	4,384	7.7	16,905	1,366	12.4	256	6	42.7	2,215	110	20.1	52	18	2.9
7	Bandarbon RWH	Thanchi	2,000	2,564	0.8	6,865	1,864	3.7	85	8	10.6	1,014	114	8.9	35	40	0.9
8	Bhola RWH	Bhola Sadar	40,200	14,351	2.8	27,570	12,156	2.3	230	67	3.4	9,190	5,565	1.7	81	231	0.4
9	Bhola RWH	Burhanuddin	18,300	5,993	3.1	20,295	9,054	2.2	57	25	2.3	4,468	2,006	2.2	288	58	5.0
10	Bhola RWH	Char Fasson	80,030	38,897	2.1	39,678	18,616	2.1	170	71	2.4	12,921	8,798	1.5	256	86	3.0
11	Bhola RWH	Daulat Khan	28,200	13,276	2.1	17,245	8,825	2.0	50	16	3.1	6,300	3,763	1.7	144	23	6.3
12	Bhola RWH	Hizla	20,900	9,774	2.1	12,802	6,322	2.0	82	15	5.5	4,748	1,926	2.5	454	17	26.7
13	Bhola RWH	Lalmohan	41,700	18,159	2.3	35,310	13,715	2.6	150	51	2.9	13,100	6,886	1.9	72	56	1.3
14	Bhola RWH	Manpura	13,652	4,943	2.8	5,733	2,740	2.1	60	8	7.5	3,285	1,835	1.8	94	37	2.5
15	Bhola RWH	Mehendiganj	44,200	17,261	2.6	29,380	11,639	2.5	33	34	1.0	7,902	4,692	1.7	216	43	5.0
16	Bhola RWH	Muladi	20,040	10,557	1.9	7,020	8,591	0.8	48	16	3.0	3,763	2,087	1.8	288	13	22.2
17	Bhola RWH	Tazumuddin	20,300	9,141	2.2	11,680	5,311	2.2	40	16	2.5	5,700	3,468	1.6	216	27	8.0
18	Bogra RWH	Adamdighi	43,700	12,838	3.4	31,065	8,375	3.7	65	21	3.1	1,200	505	2.4	0	47	0.0
19	Bogra RWH	Akkelpur	5,200	5,803	0.9	3,490	6,375	0.5	67	10	6.7	276	468	0.6	0	55	0.0
20	Bogra RWH	Atrai	39,600	16,363	2.4	35,945	13,787	2.6	152	10	15.2	888	516	1.7	144	41	3.5
21	Bogra RWH	Badalgachhi	39,100	16,192	2.4	19,605	16,768	1.2	145	14	10.4	246	1,871	0.1	144	65	2.2
22	Bogra RWH	Bogra Sadar	32,600	74,140	0.4	2,130	18,017	0.1	85	81	1.0	1,006	3,229	0.3	195	264	0.7
23	Bogra RWH	Dhamoirhat	27,884	8,855	3.1	340,313	10,145	33.5	246	13	18.9	1,075	1,186	0.9	360	47	7.7
24	Bogra RWH	Dhunat	69,700	26,582	2.6	48,725	19,309	2.5	66	23	2.9	2,204	2,000	1.1	144	88	1.6
25	Bogra RWH	Dhupchanchia	46,100	6,914	6.7	22,080	8,287	2.7	49	14	3.5	1,791	772	2.3	0	84	0.0

SL	Warehouse Name	Upazila Name	Condom			Shukhi			IUD			Injectables			Implant		
			CBL	AMD	MOS	CBL	AMD	MOS	CBL	AMD	MOS	CBL	AMD	MOS	CBL	AMD	MOS
26	Bogra RWH	Gabtali	100,500	36,865	2.7	47,520	17,700	2.7	82	11	7.5	775	2,603	0.3	0	126	0.0
27	Bogra RWH	Ghoraghat	25,000	6,186	4.0	21,360	7,497	2.8	15	25	0.6	1,087	417	2.6	144	53	2.7
28	Bogra RWH	Hakimpur	31,095	7,120	4.4	16,771	5,556	3.0	39	10	3.9	894	405	2.2	360	33	10.9
29	Bogra RWH	Joypurhat Sadar	59,200	24,723	2.4	37,200	15,436	2.4	120	63	1.9	1,650	1,585	1.0	288	103	2.8
30	Bogra RWH	Kahaloo	47,600	14,845	3.2	28,380	11,632	2.4	101	23	4.4	2,589	735	3.5	0	115	0.0
31	Bogra RWH	Kalai	29,700	7,461	4.0	277,470	8,904	31.2	73	11	6.6	1,251	543	2.3	144	37	3.9
32	Bogra RWH	Khetlal	2,500	7,889	0.3	855	5,339	0.2	76	12	6.3	295	248	1.2	144	37	3.9
33	Bogra RWH	Mahadebpur	37,800	16,421	2.3	41,850	20,184	2.1	82	24	3.4	850	1,270	0.7	144	94	1.5
34	Bogra RWH	Manda	36,500	20,091	1.8	66,240	33,430	2.0	155	87	1.8	2,970	1,979	1.5	298	67	4.4
35	Bogra RWH	Nandigram	24,300	9,843	2.5	25,620	16,371	1.6	93	8	11.6	452	320	1.4	0	35	0.0
36	Bogra RWH	Naogaon Sadar	61,900	37,449	1.7	44,950	23,436	1.9	114	48	2.4	833	1,526	0.5	0	77	0.0
37	Bogra RWH	Niamatpur	33,900	11,974	2.8	31,680	14,638	2.2	139	14	9.9	1,008	846	1.2	288	47	6.1
38	Bogra RWH	Panchbibi	34,900	14,783	2.4	22,080	9,001	2.5	57	23	2.5	555	600	0.9	238	97	2.5
39	Bogra RWH	Patnitala	28,626	8,401	3.4	78,227	8,975	8.7	59	17	3.5	816	405	2.0	216	64	3.4
40	Bogra RWH	Porsha	32,172	11,805	2.7	25,050	11,458	2.2	48	10	4.8	1,250	485	2.6	72	16	4.5
41	Bogra RWH	Raninagar	30,900	15,796	2.0	29,100	13,692	2.1	150	11	13.6	560	575	1.0	432	40	10.8
42	Bogra RWH	Sapahar	23,100	10,908	2.1	25,065	11,779	2.1	38	5	7.6	2,506	818	3.1	288	32	9.0
43	Bogra RWH	Sariakandi	28,476	13,111	2.2	19,680	9,426	2.1	172	19	9.1	1,224	1,387	0.9	0	123	0.0
44	Bogra RWH	Shajahanpur	88,700	45,116	2.0	31,860	18,180	1.8	41	23	1.8	354	1,049	0.3	0	87	0.0
45	Bogra RWH	Sherpur	64,800	29,222	2.2	22,591	20,437	1.1	52	16	3.3	4,256	1,429	3.0	0	113	0.0
46	Bogra RWH	Shibganj	56,700	29,190	1.9	51,870	25,768	2.0	90	22	4.1	1,100	3,503	0.3	0	77	0.0
47	Bogra RWH	Sonatola	41,700	20,682	2.0	41,610	19,997	2.1	100	45	2.2	634	1,199	0.5	72	83	0.9
48	Chittagong RWH	Anowara	36,300	14,138	2.6	61,830	12,914	4.8	26	28	0.9	1,633	848	1.9	250	48	5.2
49	Chittagong RWH	Banshkhali	52,600	25,202	2.1	35,550	17,455	2.0	42	24	1.8	2,055	2,400	0.9	100	57	1.8
50	Chittagong RWH	Boalkhali	21,100	8,963	2.4	25,029	12,123	2.1	36	30	1.2	1,542	517	3.0	130	37	3.5

SL	Warehouse Name	Upazila Name	Condom			Shukhi			IUD			Injectables			Implant		
			CBL	AMD	MOS	CBL	AMD	MOS	CBL	AMD	MOS	CBL	AMD	MOS	CBL	AMD	MOS
51	Chittagong RWH	Chakaria	45,600	20,211	2.3	37,530	16,747	2.2	7	69	0.1	3,589	3,824	0.9	144	151	1.0
52	Chittagong RWH	Chandanaish	29,800	11,675	2.6	24,090	10,210	2.4	70	43	1.6	2,631	768	3.4	20	58	0.3
53	Chittagong RWH	Cox's Bazar Sadar	65,800	29,182	2.3	42,375	18,200	2.3	139	63	2.2	2,305	3,489	0.7	320	166	1.9
54	Chittagong RWH	Dighinala	31,200	11,341	2.8	18,060	8,447	2.1	32	7	4.6	1,745	1,050	1.7	100	15	6.7
55	Chittagong RWH	Double Mooring	146,500	65,254	2.2	39,960	15,659	2.6	71	139	0.5	9,609	4,855	2.0	602	269	2.2
56	Chittagong RWH	Fatikchhari	82,000	30,036	2.7	42,490	20,167	2.1	56	47	1.2	3,634	2,791	1.3	200	113	1.8
57	Chittagong RWH	Hathazari	82,400	39,232	2.1	39,300	19,117	2.1	57	33	1.7	2,340	1,322	1.8	100	65	1.5
58	Chittagong RWH	Khagrachhari Sadar	20,400	7,949	2.6	14,520	6,445	2.3	100	55	1.8	2,090	790	2.6	90	28	3.2
59	Chittagong RWH	Kutubdia	10,800	5,061	2.1	9,720	5,209	1.9	46	14	3.3	4,455	1,386	3.2	228	79	2.9
60	Chittagong RWH	Lakshmichhari	10,300	1,955	5.3	8,220	2,691	3.1	38	13	2.9	543	84	6.5	20	6	3.3
61	Chittagong RWH	Lohagara	61,200	9,997	6.1	22,815	9,532	2.4	69	19	3.6	2,367	1,410	1.7	100	38	2.6
62	Chittagong RWH	Mahalchhari	9,400	4,017	2.3	4,800	4,257	1.1	26	6	4.3	1,015	382	2.7	20	7	2.9
63	Chittagong RWH	Maheshkhali	23,500	7,783	3.0	40,500	17,989	2.3	187	50	3.7	695	2,796	0.2	0	114	0.0
64	Chittagong RWH	Manikchhari	12,500	1,732	7.2	7,425	2,052	3.6	50	2	25.0	506	547	0.9	0	15	0.0
65	Chittagong RWH	Matiranga	35,900	8,473	4.2	24,375	7,486	3.3	100	17	5.9	1,279	1,034	1.2	30	31	1.0
66	Chittagong RWH	Mirsharai	21,999	18,575	1.2	17,340	16,348	1.1	90	59	1.5	2,181	2,467	0.9	200	77	2.6
67	Chittagong RWH	Panchhari	14,600	4,480	3.3	16,635	5,373	3.1	35	3	11.7	875	297	2.9	100	5	20.0
68	Chittagong RWH	Panchlaish	104,100	51,594	2.0	30,620	10,799	2.8	434	122	3.6	6,015	3,702	1.6	386	199	1.9
69	Chittagong RWH	Patiya	60,400	23,315	2.6	62,550	20,885	3.0	55	114	0.5	3,450	2,167	1.6	240	140	1.7
70	Chittagong RWH	Pekua	13,000	5,081	2.6	16,080	6,189	2.6	24	9	2.7	2,096	1,632	1.3	250	67	3.7
71	Chittagong RWH	Ramgarh	14,950	3,495	4.3	12,504	3,734	3.3	36	5	7.2	521	231	2.3	60	14	4.3
72	Chittagong RWH	Ramu	33,200	12,902	2.6	27,435	12,653	2.2	26	25	1.0	4,941	3,186	1.6	250	62	4.0
73	Chittagong RWH	Rangunia	58,300	28,353	2.1	25,365	15,021	1.7	3	65	0.0	1,951	1,774	1.1	200	70	2.9
74	Chittagong RWH	Raozan	104,880	29,924	3.5	47,685	15,877	3.0	7	78	0.1	2,029	1,403	1.4	200	61	3.3
75	Chittagong RWH	Sandwip	31,766	10,129	3.1	21,120	12,239	1.7	199	45	4.4	3,164	2,006	1.6	72	63	1.1

SL	Warehouse Name	Upazila Name	Condom			Shukhi			IUD			Injectables			Implant		
			CBL	AMD	MOS	CBL	AMD	MOS	CBL	AMD	MOS	CBL	AMD	MOS	CBL	AMD	MOS
76	Chittagong RWH	Satkania	33,100	12,159	2.7	26,597	11,538	2.3	60	43	1.4	2,901	1,135	2.6	100	84	1.2
77	Chittagong RWH	Sitakunda	57,300	27,511	2.1	35,450	16,097	2.2	161	73	2.2	4,033	1,863	2.2	272	69	3.9
78	Chittagong RWH	Teknaf	61,780	30,056	2.1	40,227	22,107	1.8	68	36	1.9	3,612	4,740	0.8	683	93	7.3
79	Chittagong RWH	Ukhia	28,000	6,293	4.4	16,620	5,685	2.9	20	19	1.1	1,553	886	1.8	400	62	6.5
80	Comilla RWH	Akhaura	95,700	9,549	10.0	52,200	6,141	8.5	191	13	14.7	1,100	772	1.4	10	32	0.3
81	Comilla RWH	Ashuganj	35,500	17,031	2.1	25,140	7,030	3.6	252	17	14.8	637	1,086	0.6	386	30	12.9
82	Comilla RWH	Banchhampur	187,800	21,127	8.9	72,945	10,671	6.8	241	45	5.4	1,524	2,770	0.6	150	51	2.9
83	Comilla RWH	Barura	23,800	38,039	0.6	111,165	21,450	5.2	125	61	2.0	797	3,195	0.2	0	80	0.0
84	Comilla RWH	Bijoyagar	70,400	20,379	3.5	23,895	10,429	2.3	36	10	3.6	1,658	1,864	0.9	0	25	0.0
85	Comilla RWH	Brahman Para	35,000	13,147	2.7	18,030	10,677	1.7	54	28	1.9	2,014	953	2.1	50	34	1.5
86	Comilla RWH	Brahmanbaria Sadar	88,800	57,717	1.5	85,635	15,316	5.6	309	70	4.4	3,137	3,278	1.0	128	72	1.8
87	Comilla RWH	Burichang	107,700	32,086	3.4	60,615	15,216	4.0	233	82	2.8	2,998	1,932	1.6	272	82	3.3
88	Comilla RWH	Chandina	141,289	32,195	4.4	100,760	16,660	6.0	53	58	0.9	1,360	2,866	0.5	20	18	1.1
89	Comilla RWH	Chandpur Sadar	39,300	16,330	2.4	47,175	14,322	3.3	125	79	1.6	1,579	2,677	0.6	200	83	2.4
90	Comilla RWH	Chauddagam	114,500	21,879	5.2	80,745	21,089	3.8	530	57	9.3	4,107	4,093	1.0	0	89	0.0
91	Comilla RWH	Comilla Adarsha Sadar	146,800	53,862	2.7	56,400	18,601	3.0	140	114	1.2	5,823	3,468	1.7	253	156	1.6
92	Comilla RWH	Comilla Sadar Dakshin	54,800	27,647	2.0	24,565	19,198	1.3	338	41	8.2	3,914	2,523	1.6	317	62	5.1
93	Comilla RWH	Daudkandi	116,500	27,489	4.2	76,370	14,358	5.3	207	78	2.7	4,178	2,245	1.9	0	57	0.0
94	Comilla RWH	Debidwar	174,900	24,899	7.0	81,510	20,534	4.0	245	128	1.9	2,383	3,283	0.7	100	60	1.7
95	Comilla RWH	Faridganj	114,300	20,973	5.4	61,620	12,243	5.0	333	34	9.8	3,458	2,794	1.2	300	64	4.7
96	Comilla RWH	Haim Char	6,500	3,486	1.9	15,045	4,927	3.1	94	6	15.7	1,814	725	2.5	25	13	1.9
97	Comilla RWH	Hajiganj	79,900	11,552	6.9	114,540	9,786	11.7	465	22	21.1	3,599	2,420	1.5	250	46	5.4
98	Comilla RWH	Homna	10,900	26,176	0.4	55,380	7,946	7.0	51	34	1.5	1,041	1,498	0.7	50	24	2.1
99	Comilla RWH	Kachua	186,300	23,284	8.0	111,870	14,769	7.6	287	32	9.0	1,066	3,721	0.3	50	68	0.7
100	Comilla RWH	Kasba	106,000	40,508	2.6	93,315	16,805	5.6	298	24	12.4	2,074	1,476	1.4	200	44	4.5

SL	Warehouse Name	Upazila Name	Condom			Shukhi			IUD			Injectables			Implant		
			CBL	AMD	MOS	CBL	AMD	MOS	CBL	AMD	MOS	CBL	AMD	MOS	CBL	AMD	MOS
101	Comilla RWH	Laksam	23,349	18,681	1.2	45,182	8,930	5.1	90	51	1.8	1,817	1,893	1.0	150	36	4.2
102	Comilla RWH	Manoharganj	102,700	14,403	7.1	36,240	8,056	4.5	146	25	5.8	1,289	1,314	1.0	100	43	2.3
103	Comilla RWH	Matlab Dakshin	87,200	13,996	6.2	50,877	7,240	7.0	505	20	25.3	2,373	2,391	1.0	324	75	4.3
104	Comilla RWH	Matlab Uttar	82,400	18,201	4.5	70,995	13,231	5.4	252	42	6.0	6,205	1,839	3.4	300	73	4.1
105	Comilla RWH	Meghna	44,600	6,580	6.8	36,205	4,772	7.6	1	15	0.1	1,062	917	1.2	30	17	1.8
106	Comilla RWH	Muradnagar	323,400	56,025	5.8	87,855	24,195	3.6	25	54	0.5	380	4,059	0.1	243	61	4.0
107	Comilla RWH	Nabinagar	294,000	50,622	5.8	112,185	16,071	7.0	476	21	22.7	7,342	2,879	2.6	300	52	5.8
108	Comilla RWH	Nangalkot	24,200	29,556	0.8	46,230	11,071	4.2	128	55	2.3	1,007	2,548	0.4	0	95	0.0
109	Comilla RWH	Nasirnagar	96,300	20,440	4.7	54,900	12,533	4.4	95	20	4.8	2,476	1,431	1.7	172	66	2.6
110	Comilla RWH	Sarail	88,300	25,518	3.5	89,055	10,582	8.4	130	26	5.0	1,184	1,794	0.7	150	51	2.9
111	Comilla RWH	Shahrasti	16,800	6,351	2.6	29,865	6,590	4.5	180	12	15.0	2,074	2,335	0.9	180	35	5.1
112	Comilla RWH	Titas	67,200	11,215	6.0	55,513	4,492	12.4	116	30	3.9	2,106	1,307	1.6	72	17	4.2
113	Dhaka CWH	Araihazar	94,500	14,817	6.4	49,751	22,413	2.2	240	60	4.0	2,185	2,792	0.8	0	96	0.0
114	Dhaka CWH	Bandar	102,800	50,149	2.0	37,070	18,947	2.0	87	51	1.7	3,043	2,729	1.1	40	53	0.8
115	Dhaka CWH	Belabo	36,800	13,583	2.7	27,510	12,080	2.3	92	12	7.7	2,036	1,367	1.5	300	37	8.1
116	Dhaka CWH	Daulatpur	39,100	13,258	2.9	34,875	11,160	3.1	29	21	1.4	1,877	964	1.9	200	52	3.8
117	Dhaka CWH	Dhamrai	75,200	29,237	2.6	50,103	26,104	1.9	72	99	0.7	2,786	1,607	1.7	0	68	0.0
118	Dhaka CWH	Dohar	40,852	13,320	3.1	20,538	8,281	2.5	248	19	13.1	133	723	0.2	300	46	6.5
119	Dhaka CWH	Gazaria	13,200	8,033	1.6	12,460	7,654	1.6	130	8	16.3	831	614	1.4	60	18	3.3
120	Dhaka CWH	Gazipur Sadar	102,000	87,307	1.2	50,115	38,529	1.3	229	109	2.1	4,521	3,283	1.4	300	142	2.1
121	Dhaka CWH	Ghior	51,200	23,642	2.2	74,740	11,027	6.8	64	23	2.8	1,339	1,038	1.3	200	52	3.8
122	Dhaka CWH	Harirampur	47,000	14,210	3.3	55,920	5,934	9.4	64	10	6.4	1,236	710	1.7	300	37	8.1
123	Dhaka CWH	Kaliakair	49,600	20,070	2.5	44,730	19,331	2.3	52	17	3.1	1,265	622	2.0	222	47	4.7
124	Dhaka CWH	Kaliganj	90,200	38,989	2.3	46,260	18,829	2.5	132	41	3.2	3,344	1,152	2.9	200	32	6.3
125	Dhaka CWH	Kapasia	130,100	22,025	5.9	53,960	17,820	3.0	67	23	2.9	2,046	881	2.3	300	31	9.7

SL	Warehouse Name	Upazila Name	Condom			Shukhi			IUD			Injectables			Implant		
			CBL	AMD	MOS	CBL	AMD	MOS	CBL	AMD	MOS	CBL	AMD	MOS	CBL	AMD	MOS
126	Dhaka CWH	Keraniganj	134,158	52,962	2.5	72,319	33,695	2.1	200	148	1.4	8,050	4,429	1.8	800	166	4.8
127	Dhaka CWH	Lohajang	49,900	21,443	2.3	26,175	11,201	2.3	14	17	0.8	1,027	1,042	1.0	300	58	5.2
128	Dhaka CWH	Manikganj Sadar	71,500	48,708	1.5	33,915	16,641	2.0	148	43	3.4	3,989	2,197	1.8	100	112	0.9
129	Dhaka CWH	Manohardi	66,900	28,684	2.3	340,918	15,442	22.1	83	59	1.4	2,876	2,613	1.1	200	17	11.8
130	Dhaka CWH	Mirpur	31,020	222,361	0.1	39,270	52,841	0.7	152	411	0.4	6,827	12,440	0.5	700	440	1.6
131	Dhaka CWH	Munshiganj Sadar	101,100	29,409	3.4	60,360	17,098	3.5	45	28	1.6	3,478	1,671	2.1	200	80	2.5
132	Dhaka CWH	Narayanganj Sadar	254,600	149,128	1.7	83,985	60,333	1.4	349	149	2.3	10,146	9,288	1.1	580	211	2.7
133	Dhaka CWH	Narsingdi Sadar	172,135	96,101	1.8	161,614	71,573	2.3	74	102	0.7	402	10,872	0.0	1,134	123	9.2
134	Dhaka CWH	Nawabganj	65,200	21,573	3.0	28,371	12,911	2.2	23	19	1.2	1,045	896	1.2	216	58	3.7
135	Dhaka CWH	Palash	23,000	11,213	2.1	29,265	11,651	2.5	15	18	0.8	1,262	1,184	1.1	0	30	0.0
136	Dhaka CWH	Roypura	147,900	67,613	2.2	47,805	21,496	2.2	352	63	5.6	5,086	4,589	1.1	779	21	37.1
137	Dhaka CWH	Rupganj	138,877	36,789	3.8	83,140	33,795	2.5	63	53	1.2	940	3,410	0.3	0	65	0.0
138	Dhaka CWH	Saturia	28,700	9,856	2.9	18,555	9,033	2.1	26	27	1.0	1,379	804	1.7	200	41	4.9
139	Dhaka CWH	Savar	103,100	79,298	1.3	146,355	37,230	3.9	127	77	1.6	2,725	3,665	0.7	200	92	2.2
140	Dhaka CWH	Serajdikhan	62,400	27,160	2.3	50,080	19,906	2.5	116	38	3.1	2,659	1,839	1.4	300	31	9.7
141	Dhaka CWH	Shibalaya	39,236	16,936	2.3	47,728	7,648	6.2	12	21	0.6	1,327	1,319	1.0	336	41	8.2
142	Dhaka CWH	Shibpur	90,900	30,808	3.0	66,600	19,940	3.3	116	76	1.5	5,548	3,038	1.8	0	105	0.0
143	Dhaka CWH	Singair	58,800	26,765	2.2	58,690	14,500	4.0	85	19	4.5	1,613	1,168	1.4	0	87	0.0
144	Dhaka CWH	Sonargaon	104,700	27,580	3.8	50,445	23,864	2.1	106	45	2.4	6,290	3,355	1.9	0	87	0.0
145	Dhaka CWH	Sreenagar	83,580	44,430	1.9	359,275	24,385	14.7	57	25	2.3	2,292	1,825	1.3	0	33	0.0
146	Dhaka CWH	Sreepur	128,100	47,463	2.7	117,702	29,692	4.0	70	34	2.1	2,156	2,618	0.8	0	92	0.0
147	Dhaka CWH	Tejgaon	67,600	302,335	0.2	219,045	176,275	1.2	299	477	0.6	14,255	23,771	0.6	610	514	1.2
148	Dhaka CWH	Tongi	130,100	55,223	2.4	48,015	16,091	3.0	205	100	2.1	3,715	1,817	2.0	707	146	4.8
149	Dhaka CWH	Tongibari	67,200	13,308	5.0	40,320	9,948	4.1	85	11	7.7	940	523	1.8	200	34	5.9
150	Dinajpur RWH	Atwari	27,700	7,310	3.8	33,692	11,396	3.0	38	18	2.1	1,873	1,037	1.8	0	50	0.0

SL	Warehouse Name	Upazila Name	Condom			Shukhi			IUD			Injectables			Implant		
			CBL	AMD	MOS	CBL	AMD	MOS	CBL	AMD	MOS	CBL	AMD	MOS	CBL	AMD	MOS
151	Dinajpur RWH	Baliadangi	14,600	3,832	3.8	43,335	12,001	3.6	115	5	23.0	3,639	2,483	1.5	0	33	0.0
152	Dinajpur RWH	Biral	28,200	12,037	2.3	46,290	16,614	2.8	61	21	2.9	2,252	1,338	1.7	0	80	0.0
153	Dinajpur RWH	Birampur	25,900	5,822	4.4	63,360	6,959	9.1	46	13	3.5	1,455	311	4.7	200	42	4.8
154	Dinajpur RWH	Birganj	24,900	9,300	2.7	54,525	24,111	2.3	98	39	2.5	2,223	1,670	1.3	0	186	0.0
155	Dinajpur RWH	Bochaganj	17,900	6,467	2.8	30,417	13,368	2.3	70	35	2.0	1,057	735	1.4	0	103	0.0
156	Dinajpur RWH	Boda	19,900	10,464	1.9	53,115	19,655	2.7	29	23	1.3	3,272	2,319	1.4	0	119	0.0
157	Dinajpur RWH	Chirirbandar	16,700	7,813	2.1	31,065	17,999	1.7	45	28	1.6	663	1,439	0.5	0	95	0.0
158	Dinajpur RWH	Debiganj	37,300	12,569	3.0	71,535	28,125	2.5	84	46	1.8	4,446	3,498	1.3	0	69	0.0
159	Dinajpur RWH	Dinajpur Sadar	83,500	32,759	2.5	61,485	24,681	2.5	178	58	3.1	6,006	4,521	1.3	50	394	0.1
160	Dinajpur RWH	Fulbari	24,400	4,420	5.5	68,610	7,098	9.7	79	26	3.0	516	292	1.8	10	53	0.2
161	Dinajpur RWH	Haripur	13,200	5,186	2.5	24,570	10,102	2.4	53	6	8.8	1,946	1,279	1.5	0	21	0.0
162	Dinajpur RWH	Kaharole	14,900	3,124	4.8	46,494	8,646	5.4	37	21	1.8	848	762	1.1	0	115	0.0
163	Dinajpur RWH	Khansama	19,100	4,238	4.5	37,725	13,834	2.7	21	20	1.1	1,709	1,206	1.4	110	96	1.1
164	Dinajpur RWH	Nawabganj	29,700	10,369	2.9	56,040	15,092	3.7	63	17	3.7	1,160	1,507	0.8	0	58	0.0
165	Dinajpur RWH	Panchagarh Sadar	33,600	11,754	2.9	41,130	19,173	2.1	71	30	2.4	3,557	2,486	1.4	0	78	0.0
166	Dinajpur RWH	Parbatipur	63,600	23,189	2.7	71,078	24,614	2.9	303	43	7.0	4,110	2,772	1.5	66	111	0.6
167	Dinajpur RWH	Pirganj	17,100	6,278	2.7	35,610	14,074	2.5	47	18	2.6	2,516	1,689	1.5	300	69	4.3
168	Dinajpur RWH	Ranisankail	12,200	5,266	2.3	36,630	14,180	2.6	53	12	4.4	2,134	1,293	1.7	0	74	0.0
169	Dinajpur RWH	Tentulia	16,500	7,434	2.2	26,787	11,950	2.2	44	22	2.0	1,018	620	1.6	100	37	2.7
170	Dinajpur RWH	Thakurgaon Sadar	55,000	19,681	2.8	82,800	32,684	2.5	180	49	3.7	7,050	5,695	1.2	0	220	0.0
171	Faridpur RWH	Agailjhara	23,010	9,963	2.3	20,512	10,251	2.0	146	10	14.6	484	626	0.8	216	37	5.8
172	Faridpur RWH	Alfadanga	42,120	21,328	2.0	15,879	7,026	2.3	183	18	10.2	681	800	0.9	72	43	1.7
173	Faridpur RWH	Babuganj	13,400	4,926	2.7	18,615	7,467	2.5	6	37	0.2	685	693	1.0	0	52	0.0
174	Faridpur RWH	Baliakandi	47,500	25,903	1.8	28,860	14,712	2.0	38	53	0.7	1,429	1,255	1.1	0	72	0.0
175	Faridpur RWH	Banari Para	15,000	6,110	2.5	17,687	8,647	2.0	61	15	4.1	1,010	585	1.7	72	80	0.9

SL	Warehouse Name	Upazila Name	Condom			Shukhi			IUD			Injectables			Implant		
			CBL	AMD	MOS	CBL	AMD	MOS	CBL	AMD	MOS	CBL	AMD	MOS	CBL	AMD	MOS
176	Faridpur RWH	Barisal Sadar (kotwali)	73,500	34,503	2.1	42,870	21,348	2.0	1	70	0.0	2,759	3,316	0.8	68	105	0.6
177	Faridpur RWH	Bhanga	43,600	21,978	2.0	31,870	15,186	2.1	45	42	1.1	853	864	1.0	72	53	1.4
178	Faridpur RWH	Bhedarganj	32,800	13,299	2.5	23,415	9,624	2.4	86	31	2.8	1,862	1,810	1.0	0	33	0.0
179	Faridpur RWH	Boalmari	57,400	36,807	1.6	38,620	18,339	2.1	37	23	1.6	693	1,806	0.4	0	76	0.0
180	Faridpur RWH	Char Bhadrasan	21,400	9,536	2.2	12,549	2,852	4.4	74	6	12.3	214	247	0.9	0	21	0.0
181	Faridpur RWH	Damudya	15,500	7,645	2.0	13,480	5,073	2.7	54	14	3.9	499	544	0.9	0	20	0.0
182	Faridpur RWH	Faridpur Sadar	123,300	56,887	2.2	47,715	21,071	2.3	65	54	1.2	2,893	3,039	1.0	216	150	1.4
183	Faridpur RWH	Gaurnadi	20,800	9,005	2.3	23,710	10,891	2.2	41	17	2.4	1,327	1,061	1.3	202	21	9.6
184	Faridpur RWH	Goalanda	66,900	31,525	2.1	13,500	6,846	2.0	175	10	17.5	1,702	1,665	1.0	144	69	2.1
185	Faridpur RWH	Gopalganj Sadar	69,836	35,998	1.9	35,782	17,057	2.1	123	53	2.3	1,253	1,157	1.1	288	43	6.7
186	Faridpur RWH	Gosairhat	32,900	13,784	2.4	25,145	9,555	2.6	56	60	0.9	1,186	1,006	1.2	72	25	2.9
187	Faridpur RWH	Jhalokati Sadar	23,100	10,676	2.2	21,210	9,443	2.2	64	16	4.0	793	897	0.9	72	71	1.0
188	Faridpur RWH	Kalkini	60,700	11,407	5.3	33,315	13,857	2.4	220	21	10.5	1,410	1,349	1.0	216	85	2.5
189	Faridpur RWH	Kashiani	62,300	31,757	2.0	45,920	18,830	2.4	122	20	6.1	1,612	1,339	1.2	144	17	8.5
190	Faridpur RWH	Kotalipara	23,500	10,638	2.2	31,530	16,145	2.0	58	7	8.3	842	809	1.0	50	44	1.1
191	Faridpur RWH	Madaripur Sadar	39,900	19,974	2.0	47,655	22,319	2.1	104	103	1.0	2,698	4,549	0.6	144	144	1.0
192	Faridpur RWH	Madhukhali	28,700	14,916	1.9	31,440	16,236	1.9	68	34	2.0	1,401	1,386	1.0	0	49	0.0
193	Faridpur RWH	Muksudpur	67,800	31,645	2.1	59,482	26,857	2.2	74	36	2.1	2,095	2,081	1.0	0	71	0.0
194	Faridpur RWH	Nagarkanda	45,200	22,163	2.0	26,890	12,254	2.2	68	22	3.1	530	638	0.8	0	38	0.0
195	Faridpur RWH	Naria	48,800	8,964	5.4	31,085	11,089	2.8	55	22	2.5	1,887	887	2.1	0	53	0.0
196	Faridpur RWH	Nesarabad (swarupkati)	22,000	9,738	2.3	28,770	12,549	2.3	77	27	2.9	960	1,025	0.9	72	39	1.8
197	Faridpur RWH	Pangsha	76,700	37,023	2.1	50,750	24,540	2.1	58	38	1.5	2,662	2,653	1.0	360	146	2.5
198	Faridpur RWH	Rajbari Sadar	63,700	31,474	2.0	35,160	16,158	2.2	129	119	1.1	2,747	2,414	1.1	0	234	0.0
199	Faridpur RWH	Rajoir	29,600	17,212	1.7	35,640	14,487	2.5	215	17	12.6	1,690	1,362	1.2	144	43	3.3
200	Faridpur RWH	Sadarpur	36,500	15,486	2.4	32,336	8,026	4.0	130	10	13.0	707	715	1.0	72	36	2.0

SL	Warehouse Name	Upazila Name	Condom			Shukhi			IUD			Injectables			Implant		
			CBL	AMD	MOS	CBL	AMD	MOS	CBL	AMD	MOS	CBL	AMD	MOS	CBL	AMD	MOS
201	Faridpur RWH	Saltha	25,800	11,785	2.2	19,740	8,738	2.3	90	44	2.0	892	609	1.5	72	44	1.6
202	Faridpur RWH	Shariatpur Sadar	30,000	13,353	2.2	20,591	8,619	2.4	44	42	1.0	1,056	1,030	1.0	72	46	1.6
203	Faridpur RWH	Shib Char	74,000	33,101	2.2	48,960	26,457	1.9	50	39	1.3	2,800	2,756	1.0	0	101	0.0
204	Faridpur RWH	Tungipara	36,000	15,006	2.4	20,820	11,960	1.7	52	6	8.7	776	638	1.2	0	14	0.0
205	Faridpur RWH	Wazirpur	30,200	14,387	2.1	32,100	15,223	2.1	21	18	1.2	802	1,015	0.8	360	74	4.9
206	Faridpur RWH	Zanjira	33,700	14,525	2.3	25,635	9,519	2.7	45	29	1.6	1,164	932	1.2	0	54	0.0
207	Jamalpur RWH	Bakshiganj	37,900	17,950	2.1	30,240	11,790	2.6	85	31	2.7	1,075	761	1.4	288	62	4.6
208	Jamalpur RWH	Char Rajibpur	87,800	35,248	2.5	16,665	7,213	2.3	75	4	18.8	1,339	1,284	1.0	0	21	0.0
209	Jamalpur RWH	Dewanganj	67,500	27,028	2.5	39,530	15,900	2.5	48	29	1.7	4,278	3,306	1.3	132	96	1.4
210	Jamalpur RWH	Islampur	92,700	39,538	2.3	47,959	25,814	1.9	152	63	2.4	3,370	2,507	1.3	304	121	2.5
211	Jamalpur RWH	Jamalpur Sadar	124,400	56,257	2.2	93,688	43,064	2.2	266	89	3.0	9,784	4,569	2.1	144	160	0.9
212	Jamalpur RWH	Jhenaigati	30,900	14,387	2.1	30,105	17,397	1.7	47	12	3.9	1,567	1,296	1.2	216	47	4.6
213	Jamalpur RWH	Madarganj	50,700	23,044	2.2	32,325	16,719	1.9	130	50	2.6	1,700	1,134	1.5	308	75	4.1
214	Jamalpur RWH	Melandaha	61,000	27,425	2.2	156,240	21,035	7.4	50	50	1.0	3,500	2,651	1.3	200	62	3.2
215	Jamalpur RWH	Nakla	92,600	10,161	9.1	49,430	11,759	4.2	70	13	5.4	1,854	1,310	1.4	210	118	1.8
216	Jamalpur RWH	Nalitabari	55,700	21,583	2.6	41,880	19,945	2.1	85	8	10.6	1,929	1,551	1.2	144	106	1.4
217	Jamalpur RWH	Raumari	90,100	33,623	2.7	27,555	12,434	2.2	22	21	1.0	3,430	2,224	1.5	288	38	7.6
218	Jamalpur RWH	Sarishabari	78,300	29,954	2.6	48,155	22,606	2.1	103	58	1.8	1,591	2,181	0.7	0	54	0.0
219	Jamalpur RWH	Sherpur Sadar	77,600	53,628	1.4	72,635	37,157	2.0	196	69	2.8	11,260	8,316	1.4	320	106	3.0
220	Jamalpur RWH	Sreebardi	66,700	18,419	3.6	53,205	15,811	3.4	124	8	15.5	2,716	1,619	1.7	416	72	5.8
221	Jessore RWH	Abhaynagar	54,400	20,576	2.6	23,805	11,527	2.1	50	38	1.3	4,950	2,501	2.0	0	63	0.0
222	Jessore RWH	Bagher Para	69,800	31,744	2.2	32,110	14,797	2.2	144	51	2.8	3,600	1,895	1.9	144	62	2.3
223	Jessore RWH	Chaugachha	68,100	21,496	3.2	41,625	12,018	3.5	189	11	17.2	7,060	1,523	4.6	0	64	0.0
224	Jessore RWH	Harinakunda	21,800	7,475	2.9	30,715	14,816	2.1	60	18	3.3	2,050	959	2.1	0	72	0.0
225	Jessore RWH	Jessore Sadar	121,000	93,575	1.3	74,295	50,505	1.5	205	89	2.3	7,493	9,062	0.8	144	168	0.9

SL	Warehouse Name	Upazila Name	Condom			Shukhi			IUD			Injectables			Implant		
			CBL	AMD	MOS	CBL	AMD	MOS	CBL	AMD	MOS	CBL	AMD	MOS	CBL	AMD	MOS
226	Jessore RWH	Jhenaidah Sadar	78,900	30,813	2.6	52,730	22,236	2.4	189	73	2.6	6,265	3,279	1.9	426	101	4.2
227	Jessore RWH	Jhikargachha	43,500	19,313	2.3	26,265	11,956	2.2	150	34	4.4	3,400	2,311	1.5	10	60	0.2
228	Jessore RWH	Kalia	104,200	17,229	6.0	44,170	10,816	4.1	70	13	5.4	1,475	662	2.2	216	14	15.4
229	Jessore RWH	Kaliganj	49,100	20,334	2.4	36,675	15,948	2.3	125	14	8.9	2,671	1,279	2.1	144	28	5.1
230	Jessore RWH	Keshabpur	54,000	15,147	3.6	28,290	11,786	2.4	277	14	19.8	4,931	2,374	2.1	288	66	4.4
231	Jessore RWH	Kotchandpur	22,100	5,892	3.8	17,235	5,115	3.4	95	9	10.6	2,050	929	2.2	72	23	3.1
232	Jessore RWH	Lohagara	43,900	21,670	2.0	23,460	10,791	2.2	140	26	5.4	1,100	1,444	0.8	216	44	4.9
233	Jessore RWH	Magura Sadar	64,700	28,065	2.3	55,561	28,797	1.9	203	38	5.3	6,425	3,136	2.0	144	84	1.7
234	Jessore RWH	Maheshpur	55,400	24,278	2.3	33,680	14,561	2.3	90	37	2.4	3,300	3,407	1.0	0	62	0.0
235	Jessore RWH	Manirampur	84,600	31,750	2.7	84,420	21,278	4.0	270	98	2.8	10,510	5,795	1.8	288	71	4.1
236	Jessore RWH	Mohammadpur	22,700	5,541	4.1	15,525	9,197	1.7	249	11	22.6	1,397	790	1.8	0	53	0.0
237	Jessore RWH	Narail Sadar	74,900	32,144	2.3	45,109	20,830	2.2	334	16	20.9	4,310	2,024	2.1	72	58	1.2
238	Jessore RWH	Shailkupa	68,600	28,423	2.4	54,330	24,820	2.2	71	40	1.8	3,784	1,688	2.2	0	128	0.0
239	Jessore RWH	Shalikha	40,000	5,225	7.7	26,535	7,213	3.7	51	16	3.2	1,579	545	2.9	0	37	0.0
240	Jessore RWH	Sharsha	74,100	32,161	2.3	35,040	16,913	2.1	136	42	3.2	7,420	3,151	2.4	288	68	4.2
241	Jessore RWH	Sreepur	26,400	10,787	2.4	22,425	10,500	2.1	48	8	6.0	1,129	762	1.5	72	40	1.8
242	Khulna RWH	Assasuni	47,100	17,117	2.8	50,790	20,905	2.4	46	13	3.5	2,336	1,204	1.9	0	36	0.0
243	Khulna RWH	Bagerhat Sadar	59,000	26,807	2.2	36,780	18,563	2.0	130	44	3.0	2,877	1,943	1.5	144	57	2.5
244	Khulna RWH	Batiaghata	43,500	16,979	2.6	36,885	13,658	2.7	103	15	6.9	1,470	805	1.8	216	40	5.4
245	Khulna RWH	Bhandaria	29,900	11,749	2.5	18,735	6,939	2.7	112	16	7.0	1,268	1,008	1.3	40	34	1.2
246	Khulna RWH	Chitalmari	40,000	18,437	2.2	21,165	10,603	2.0	128	4	32.0	2,050	1,075	1.9	0	28	0.0
247	Khulna RWH	Dacope	57,300	7,753	7.4	22,575	10,663	2.1	120	7	17.1	1,415	658	2.2	72	51	1.4
248	Khulna RWH	Daulatpur	134,600	79,068	1.7	43,320	19,086	2.3	90	47	1.9	7,000	5,307	1.3	0	122	0.0
249	Khulna RWH	Debhata	32,400	10,461	3.1	19,470	7,559	2.6	71	5	14.2	902	452	2.0	0	20	0.0
250	Khulna RWH	Dumuria	69,400	27,868	2.5	49,990	19,168	2.6	112	46	2.4	3,189	2,210	1.4	144	121	1.2

SL	Warehouse Name	Upazila Name	Condom			Shukhi			IUD			Injectables			Implant		
			CBL	AMD	MOS	CBL	AMD	MOS	CBL	AMD	MOS	CBL	AMD	MOS	CBL	AMD	MOS
251	Khulna RWH	Fakirhat	25,400	11,075	2.3	19,935	7,757	2.6	113	9	12.6	1,154	621	1.9	0	28	0.0
252	Khulna RWH	Kachua	25,500	12,213	2.1	15,840	7,906	2.0	113	9	12.6	895	685	1.3	42	18	2.3
253	Khulna RWH	Kalaroa	62,300	23,677	2.6	29,925	9,836	3.0	74	8	9.3	1,629	1,602	1.0	10	53	0.2
254	Khulna RWH	Kaliganj	55,300	22,174	2.5	41,025	19,627	2.1	67	10	6.7	2,407	1,289	1.9	72	49	1.5
255	Khulna RWH	Kanthalia	16,400	6,571	2.5	13,395	5,030	2.7	58	8	7.3	1,135	687	1.7	14	27	0.5
256	Khulna RWH	Kawkhali	13,900	4,113	3.4	11,480	3,569	3.2	65	20	3.3	315	398	0.8	72	17	4.2
257	Khulna RWH	Khulna Sadar	220,500	126,157	1.7	101,026	38,559	2.6	246	115	2.1	8,987	4,208	2.1	380	129	2.9
258	Khulna RWH	Koyra	30,100	12,691	2.4	44,100	17,801	2.5	34	14	2.4	1,023	510	2.0	72	34	2.1
259	Khulna RWH	Mathbaria	53,300	14,056	3.8	39,945	16,623	2.4	131	48	2.7	2,657	1,581	1.7	72	28	2.6
260	Khulna RWH	Mollahat	33,900	11,548	2.9	24,585	10,590	2.3	71	8	8.9	736	476	1.5	0	10	0.0
261	Khulna RWH	Mongla	45,000	25,117	1.8	27,645	12,284	2.3	58	23	2.5	2,894	1,443	2.0	30	17	1.8
262	Khulna RWH	Morrelganj	151,500	22,251	6.8	86,170	24,413	3.5	164	35	4.7	2,714	1,983	1.4	116	22	5.3
263	Khulna RWH	Nazirpur	29,900	14,670	2.0	20,595	11,608	1.8	70	19	3.7	1,585	1,169	1.4	72	28	2.6
264	Khulna RWH	Paikgachha	42,000	11,821	3.6	60,480	19,340	3.1	60	17	3.5	1,825	1,064	1.7	0	40	0.0
265	Khulna RWH	Phultala	50,800	18,676	2.7	23,430	6,964	3.4	99	67	1.5	1,280	964	1.3	0	38	0.0
266	Khulna RWH	Pirojpur Sadar	31,300	11,280	2.8	24,585	8,635	2.8	98	48	2.0	1,579	926	1.7	144	53	2.7
267	Khulna RWH	Rajapur	22,500	8,612	2.6	14,280	4,962	2.9	95	6	15.8	1,325	574	2.3	72	12	6.0
268	Khulna RWH	Rampal	73,800	14,764	5.0	47,980	9,953	4.8	77	14	5.5	1,326	421	3.1	0	21	0.0
269	Khulna RWH	Rupsa	38,900	13,018	3.0	17,820	8,543	2.1	145	42	3.5	1,450	487	3.0	0	64	0.0
270	Khulna RWH	Sarankhola	53,300	12,988	4.1	25,200	11,428	2.2	136	10	13.6	1,695	1,467	1.2	92	14	6.6
271	Khulna RWH	Satkhira Sadar	112,400	57,357	2.0	38,935	21,734	1.8	193	30	6.4	5,146	3,975	1.3	72	65	1.1
272	Khulna RWH	Shyamnagar	63,300	20,260	3.1	67,410	24,233	2.8	35	15	2.3	2,086	937	2.2	288	63	4.6
273	Khulna RWH	Tala	35,800	15,328	2.3	48,780	17,416	2.8	129	48	2.7	3,790	1,975	1.9	0	58	0.0
274	Khulna RWH	Terokhada	65,700	16,987	3.9	36,510	9,037	4.0	39	13	3.0	1,046	420	2.5	0	26	0.0
275	Khulna RWH	Zianagar	12,500	4,089	3.1	9,085	4,367	2.1	60	28	2.1	848	570	1.5	72	23	3.1

SL	Warehouse Name	Upazila Name	Condom			Shukhi			IUD			Injectables			Implant		
			CBL	AMD	MOS	CBL	AMD	MOS	CBL	AMD	MOS	CBL	AMD	MOS	CBL	AMD	MOS
276	Kushtia RWH	Alamdanga	40,300	18,607	2.2	31,905	17,325	1.8	70	20	3.5	5,500	2,871	1.9	0	68	0.0
277	Kushtia RWH	Bheramara	31,200	21,244	1.5	14,790	9,785	1.5	15	8	1.9	3,668	1,763	2.1	5	27	0.2
278	Kushtia RWH	Chuadanga Sadar	73,900	37,115	2.0	29,325	14,679	2.0	118	37	3.2	6,003	3,384	1.8	0	61	0.0
279	Kushtia RWH	Damurhuda	43,900	16,248	2.7	22,845	11,972	1.9	83	21	4.0	3,560	3,356	1.1	0	49	0.0
280	Kushtia RWH	Daulatpur	62,600	35,754	1.8	31,560	21,032	1.5	26	10	2.6	4,564	3,657	1.2	25	28	0.9
281	Kushtia RWH	Gangni	35,100	31,914	1.1	29,640	18,010	1.6	41	23	1.8	6,095	5,313	1.1	2	36	0.1
282	Kushtia RWH	Jiban Nagar	34,300	16,248	2.1	20,445	10,945	1.9	49	26	1.9	3,359	1,914	1.8	0	63	0.0
283	Kushtia RWH	Khoksa	32,600	14,842	2.2	15,160	7,754	2.0	12	5	2.4	863	485	1.8	10	23	0.4
284	Kushtia RWH	Kumarkhali	46,480	31,417	1.5	40,597	14,466	2.8	38	16	2.4	4,533	2,679	1.7	25	44	0.6
285	Kushtia RWH	Kushtia Sadar	57,600	50,407	1.1	33,645	29,052	1.2	99	40	2.5	6,397	4,724	1.4	289	122	2.4
286	Kushtia RWH	Meherpur Sadar	62,200	29,218	2.1	20,385	11,421	1.8	32	31	1.0	4,542	3,024	1.5	94	42	2.2
287	Kushtia RWH	Mirpur	35,300	29,873	1.2	27,075	17,479	1.5	36	12	3.0	3,842	2,275	1.7	21	22	1.0
288	Kushtia RWH	Mujib Nagar	22,100	8,132	2.7	8,685	3,144	2.8	19	3	6.3	2,087	1,218	1.7	25	18	1.4
289	Mymensingh RWH	Atpara	22,300	7,386	3.0	24,585	10,212	2.4	33	6	5.5	1,317	693	1.9	73	77	0.9
290	Mymensingh RWH	Austagram	22,800	16,097	1.4	19,437	10,344	1.9	30	20	1.5	1,034	1,237	0.8	134	26	5.2
291	Mymensingh RWH	Bajitpur	40,800	16,831	2.4	30,135	14,901	2.0	79	10	7.9	1,588	765	2.1	0	35	0.0
292	Mymensingh RWH	Barhatta	27,200	12,845	2.1	31,140	10,243	3.0	20	10	2.0	1,013	1,445	0.7	2	63	0.0
293	Mymensingh RWH	Bhairab	62,900	37,232	1.7	39,675	22,394	1.8	55	28	2.0	904	2,008	0.5	144	68	2.1
294	Mymensingh RWH	Bhaluka	50,800	29,884	1.7	65,250	32,138	2.0	141	54	2.6	2,472	1,780	1.4	388	77	5.0
295	Mymensingh RWH	Dharampasha	31,100	20,102	1.5	34,515	17,550	2.0	35	10	3.5	1,000	1,815	0.6	0	82	0.0
296	Mymensingh RWH	Dhobaura	38,100	20,803	1.8	33,315	15,643	2.1	25	8	3.1	1,400	1,455	1.0	64	64	1.0
297	Mymensingh RWH	Durgapur	36,900	19,365	1.9	26,704	18,461	1.4	44	17	2.6	2,343	2,171	1.1	174	69	2.5
298	Mymensingh RWH	Fulbaria	32,800	21,105	1.6	81,090	39,071	2.1	101	28	3.6	2,120	1,285	1.6	0	24	0.0
299	Mymensingh RWH	Gaffargaon	68,240	49,904	1.4	69,001	35,816	1.9	101	10	10.1	3,081	2,059	1.5	216	33	6.5
300	Mymensingh RWH	Gauripur	42,600	20,417	2.1	51,255	22,156	2.3	64	37	1.7	2,736	1,788	1.5	216	66	3.3

SL	Warehouse Name	Upazila Name	Condom			Shukhi			IUD			Injectables			Implant		
			CBL	AMD	MOS	CBL	AMD	MOS	CBL	AMD	MOS	CBL	AMD	MOS	CBL	AMD	MOS
301	Mymensingh RWH	Haluaghat	42,100	20,992	2.0	55,440	26,959	2.1	143	18	7.9	2,595	1,537	1.7	64	64	1.0
302	Mymensingh RWH	Hossainpur	31,900	15,457	2.1	31,005	17,241	1.8	97	21	4.6	2,176	1,367	1.6	72	58	1.2
303	Mymensingh RWH	Ishwarganj	29,900	18,399	1.6	76,420	43,868	1.7	47	6	7.8	1,853	1,570	1.2	460	52	8.8
304	Mymensingh RWH	Itna	29,600	18,328	1.6	32,580	17,972	1.8	52	13	4.0	1,250	677	1.8	0	32	0.0
305	Mymensingh RWH	Kalmakanda	51,500	25,524	2.0	51,255	21,101	2.4	58	6	9.7	2,425	1,275	1.9	144	72	2.0
306	Mymensingh RWH	Karimganj	34,000	18,514	1.8	39,675	20,723	1.9	45	29	1.6	1,845	1,162	1.6	0	118	0.0
307	Mymensingh RWH	Katiadi	34,600	36,110	1.0	34,028	19,502	1.7	104	35	3.0	2,280	2,069	1.1	72	63	1.1
308	Mymensingh RWH	Kendua	35,400	15,714	2.3	52,425	23,914	2.2	158	25	6.3	1,363	1,234	1.1	18	67	0.3
309	Mymensingh RWH	Khaliajuri	17,400	5,652	3.1	11,715	5,093	2.3	8	4	2.0	1,258	497	2.5	216	69	3.1
310	Mymensingh RWH	Kishoreganj Sadar	62,000	41,832	1.5	59,685	29,223	2.0	137	68	2.0	2,291	2,331	1.0	288	95	3.0
311	Mymensingh RWH	Kuliar Char	32,400	17,992	1.8	26,795	14,410	1.9	75	17	4.4	1,532	1,166	1.3	226	53	4.3
312	Mymensingh RWH	Madan	22,960	12,495	1.8	31,472	13,483	2.3	9	6	1.5	1,412	669	2.1	20	37	0.5
313	Mymensingh RWH	Mithamain	28,500	11,913	2.4	12,735	8,259	1.5	7	11	0.6	608	238	2.6	144	38	3.8
314	Mymensingh RWH	Mohanganj	30,600	10,161	3.0	43,370	16,222	2.7	48	23	2.1	2,331	877	2.7	0	76	0.0
315	Mymensingh RWH	Muktagachha	47,112	28,695	1.6	75,385	40,121	1.9	36	6	6.0	2,324	1,919	1.2	0	70	0.0
316	Mymensingh RWH	Mymensingh Sadar	121,600	72,988	1.7	100,860	52,794	1.9	449	132	3.4	3,657	3,261	1.1	144	311	0.5
317	Mymensingh RWH	Nandail	25,900	14,440	1.8	78,570	51,886	1.5	98	35	2.8	1,825	2,336	0.8	320	31	10.3
318	Mymensingh RWH	Netrakona Sadar	63,400	25,312	2.5	48,045	24,411	2.0	139	5	27.8	3,199	2,483	1.3	72	93	0.8
319	Mymensingh RWH	Nikli	34,000	17,759	1.9	13,526	9,508	1.4	20	14	1.4	860	839	1.0	0	32	0.0
320	Mymensingh RWH	Pakundia	29,200	21,534	1.4	28,155	17,607	1.6	62	22	2.8	1,810	1,301	1.4	288	72	4.0
321	Mymensingh RWH	Phulpur	41,000	26,478	1.5	91,655	46,363	2.0	58	69	0.8	505	2,150	0.2	455	175	2.6
322	Mymensingh RWH	Purbadhala	38,800	17,417	2.2	51,495	23,581	2.2	62	9	6.9	2,555	2,011	1.3	0	106	0.0
323	Mymensingh RWH	Tarail	38,150	21,316	1.8	27,255	13,263	2.1	29	18	1.6	1,797	857	2.1	0	36	0.0
324	Mymensingh RWH	Trishal	51,100	30,179	1.7	71,445	40,604	1.8	66	23	2.9	1,512	1,871	0.8	320	69	4.6
325	Noakhali RWH	Begumganj	28,800	28,825	1.0	13,260	14,658	0.9	0	84	0.0	525	2,204	0.2	0	63	0.0

SL	Warehouse Name	Upazila Name	Condom			Shukhi			IUD			Injectables			Implant		
			CBL	AMD	MOS	CBL	AMD	MOS	CBL	AMD	MOS	CBL	AMD	MOS	CBL	AMD	MOS
326	Noakhali RWH	Chatkhil	44,200	4,899	9.0	29,565	4,599	6.4	2	19	0.1	1,792	827	2.2	0	38	0.0
327	Noakhali RWH	Chhagalnaiya	81,200	10,504	7.7	43,155	8,890	4.9	11	18	0.6	2,401	1,177	2.0	200	38	5.3
328	Noakhali RWH	Companiganj	30,700	14,734	2.1	16,821	8,031	2.1	11	30	0.4	727	1,681	0.4	100	20	5.0
329	Noakhali RWH	Daganbhuiyan	23,300	19,780	1.2	16,335	8,428	1.9	34	28	1.2	927	1,361	0.7	120	39	3.1
330	Noakhali RWH	Feni Sadar	73,100	55,732	1.3	57,474	20,335	2.8	3	169	0.0	2,143	4,150	0.5	291	122	2.4
331	Noakhali RWH	Fulgazi	23,700	10,495	2.3	23,145	5,747	4.0	8	13	0.6	1,058	753	1.4	245	11	22.3
332	Noakhali RWH	Hatiya	40,300	20,058	2.0	34,125	14,890	2.3	114	30	3.8	3,971	2,679	1.5	200	222	0.9
333	Noakhali RWH	Kabirhat	25,499	12,501	2.0	15,462	7,448	2.1	80	17	4.7	1,335	1,531	0.9	10	81	0.1
334	Noakhali RWH	Kamalnagar	29,900	13,539	2.2	126,549	7,957	15.9	1	25	0.0	759	2,916	0.3	200	76	2.6
335	Noakhali RWH	Lakshmipur Sadar	28,700	23,003	1.2	15,339	21,166	0.7	0	93	0.0	2,296	5,575	0.4	188	172	1.1
336	Noakhali RWH	Noakhali Sadar	6,000	39,059	0.2	7,155	18,043	0.4	75	60	1.3	836	3,884	0.2	0	50	0.0
337	Noakhali RWH	Parshuram	38,700	16,559	2.3	50,039	5,635	8.9	4	15	0.3	514	965	0.5	220	23	9.6
338	Noakhali RWH	Ramganj	16,100	8,255	2.0	11,900	5,573	2.1	6	24	0.3	1,406	1,634	0.9	100	58	1.7
339	Noakhali RWH	Ramgati	28,857	11,139	2.6	197,008	8,231	23.9	101	21	4.8	692	3,545	0.2	0	72	0.0
340	Noakhali RWH	Roypur	48,600	4,282	11.3	156,810	8,992	17.4	19	43	0.4	1,750	1,654	1.1	100	78	1.3
341	Noakhali RWH	Senbagh	13,100	15,537	0.8	92,220	9,589	9.6	99	19	5.2	668	1,427	0.5	100	40	2.5
342	Noakhali RWH	Sonagazi	35,400	17,581	2.0	263,385	10,132	26.0	5	25	0.2	1,100	2,549	0.4	110	28	3.9
343	Noakhali RWH	Sonaimuri	18,200	9,532	1.9	123,195	6,806	18.1	2	14	0.1	2,374	1,567	1.5	100	44	2.3
344	Noakhali RWH	Subarnachar	22,700	24,059	0.9	7,310	9,518	0.8	100	8	12.5	1,575	1,869	0.8	50	31	1.6
345	Pabna RWH	Atgharia	22,200	10,183	2.2	32,835	10,277	3.2	40	16	2.5	630	567	1.1	100	33	3.0
346	Pabna RWH	Belkuchi	88,440	50,499	1.8	57,740	26,385	2.2	49	30	1.6	1,840	2,127	0.9	100	47	2.1
347	Pabna RWH	Bera	26,600	12,547	2.1	23,640	13,519	1.7	79	66	1.2	1,096	1,356	0.8	20	32	0.6
348	Pabna RWH	Bhangura	23,900	9,624	2.5	21,965	8,100	2.7	37	20	1.9	652	205	3.2	0	21	0.0
349	Pabna RWH	Chatmohar	60,200	30,864	2.0	50,745	26,405	1.9	15	43	0.3	998	1,091	0.9	100	40	2.5
350	Pabna RWH	Faridpur	16,000	7,455	2.1	22,200	5,270	4.2	9	23	0.4	1,168	1,102	1.1	0	40	0.0

SL	Warehouse Name	Upazila Name	Condom			Shukhi			IUD			Injectables			Implant		
			CBL	AMD	MOS	CBL	AMD	MOS	CBL	AMD	MOS	CBL	AMD	MOS	CBL	AMD	MOS
351	Pabna RWH	Ishwardi	60,000	33,784	1.8	55,511	18,859	2.9	71	35	2.0	2,836	2,015	1.4	0	72	0.0
352	Pabna RWH	Kamarkhanda	17,000	9,043	1.9	19,885	8,227	2.4	108	14	7.7	950	1,093	0.9	0	42	0.0
353	Pabna RWH	Kazipur	74,580	33,600	2.2	36,855	16,914	2.2	89	46	1.9	2,350	2,483	0.9	0	54	0.0
354	Pabna RWH	Pabna Sadar	118,080	93,681	1.3	76,770	68,161	1.1	170	135	1.3	8,840	8,995	1.0	100	81	1.2
355	Pabna RWH	Royganj	46,800	23,700	2.0	59,760	18,356	3.3	5	52	0.1	2,800	2,678	1.0	0	43	0.0
356	Pabna RWH	Santhia	70,200	31,317	2.2	55,590	27,994	2.0	37	38	1.0	3,200	4,859	0.7	0	74	0.0
357	Pabna RWH	Shahjadpur	76,300	76,506	1.0	78,015	38,451	2.0	190	164	1.2	10,796	8,024	1.3	0	120	0.0
358	Pabna RWH	Sirajganj Sadar	94,100	45,368	2.1	53,670	25,002	2.1	70	66	1.1	3,444	4,033	0.9	200	82	2.4
359	Pabna RWH	Sujanagar	31,100	21,790	1.4	31,740	16,619	1.9	63	87	0.7	627	2,979	0.2	0	30	0.0
360	Pabna RWH	Tarash	32,200	16,028	2.0	35,730	17,366	2.1	47	40	1.2	1,007	926	1.1	0	41	0.0
361	Pabna RWH	Ullah Para	135,000	77,887	1.7	74,685	44,761	1.7	115	122	0.9	5,300	4,755	1.1	100	58	1.7
362	Patuakhali RWH	Amtali	23,200	9,243	2.5	37,455	16,973	2.2	71	13	5.5	2,162	1,787	1.2	300	115	2.6
363	Patuakhali RWH	Bakerganj	49,400	18,652	2.6	33,720	15,370	2.2	130	25	5.2	3,275	2,151	1.5	230	70	3.3
364	Patuakhali RWH	Bamna	5,900	2,593	2.3	8,970	3,764	2.4	80	10	8.0	281	198	1.4	200	53	3.8
365	Patuakhali RWH	Barguna Sadar	26,900	9,519	2.8	27,570	13,914	2.0	230	50	4.6	6,150	3,966	1.6	50	142	0.4
366	Patuakhali RWH	Bauphal	30,600	11,386	2.7	34,140	18,722	1.8	130	37	3.5	3,620	2,226	1.6	400	35	11.4
367	Patuakhali RWH	Betagi	22,400	2,987	7.5	11,100	4,661	2.4	90	17	5.3	1,660	794	2.1	200	17	11.8
368	Patuakhali RWH	Dashmina	11,300	3,185	3.5	11,430	5,131	2.2	42	6	7.0	1,418	837	1.7	200	35	5.7
369	Patuakhali RWH	Dumki	9,300	3,551	2.6	6,600	3,207	2.1	82	7	11.7	400	458	0.9	200	30	6.7
370	Patuakhali RWH	Galachipa	25,000	8,470	3.0	43,899	20,927	2.1	63	10	6.3	5,025	3,932	1.3	50	55	0.9
371	Patuakhali RWH	Kalapara	28,300	10,944	2.6	34,485	15,147	2.3	57	42	1.4	6,559	2,989	2.2	200	51	3.9
372	Patuakhali RWH	Mirzaganj	20,500	7,435	2.8	16,325	6,784	2.4	52	7	7.4	716	567	1.3	200	39	5.1
373	Patuakhali RWH	Nalchity	17,600	6,717	2.6	15,630	6,488	2.4	69	19	3.6	1,916	1,371	1.4	150	57	2.6
374	Patuakhali RWH	Patharghata	13,200	5,893	2.2	13,710	7,146	1.9	114	15	7.6	1,943	1,316	1.5	200	54	3.7
375	Patuakhali RWH	Patuakhali Sadar	55,800	19,044	2.9	29,625	12,931	2.3	185	75	2.5	6,800	3,729	1.8	350	78	4.5

SL	Warehouse Name	Upazila Name	Condom			Shukhi			IUD			Injectables			Implant		
			CBL	AMD	MOS	CBL	AMD	MOS	CBL	AMD	MOS	CBL	AMD	MOS	CBL	AMD	MOS
376	Rajshahi RWH	Bagatipara	47,400	13,614	3.5	172,680	7,230	23.9	55	8	6.9	1,285	382	3.4	0	42	0.0
377	Rajshahi RWH	Bagha	70,200	29,967	2.3	25,560	10,344	2.5	22	12	1.8	4,043	1,461	2.8	0	48	0.0
378	Rajshahi RWH	Baghmara	108,700	44,702	2.4	109,935	29,841	3.7	228	48	4.8	5,469	2,457	2.2	550	78	7.1
379	Rajshahi RWH	Baraigram	78,800	36,308	2.2	54,340	20,730	2.6	145	47	3.1	7,102	2,618	2.7	0	73	0.0
380	Rajshahi RWH	Bholahat	14,300	7,968	1.8	10,425	5,606	1.9	39	5	7.8	937	585	1.6	0	19	0.0
381	Rajshahi RWH	Boalia	293,100	154,881	1.9	26,325	10,528	2.5	186	48	3.9	1,134	3,692	0.3	0	105	0.0
382	Rajshahi RWH	Chapai Nababganj Sadar	108,700	42,618	2.6	45,380	18,654	2.4	130	62	2.1	9,570	3,590	2.7	0	46	0.0
383	Rajshahi RWH	Charghat	52,800	20,551	2.6	170,190	13,477	12.6	38	13	2.9	2,589	838	3.1	300	65	4.6
384	Rajshahi RWH	Durgapur	52,100	19,568	2.7	111,285	10,288	10.8	75	8	9.4	1,913	624	3.1	0	23	0.0
385	Rajshahi RWH	Godagari	80,400	36,835	2.2	185,265	18,815	9.8	95	23	4.1	6,178	2,906	2.1	0	31	0.0
386	Rajshahi RWH	Gomastapur	36,300	23,767	1.5	18,045	14,483	1.2	48	16	3.0	2,275	1,068	2.1	0	57	0.0
387	Rajshahi RWH	Gurudaspur	74,500	29,909	2.5	54,791	17,477	3.1	64	12	5.3	1,164	1,467	0.8	0	60	0.0
388	Rajshahi RWH	Lalpur	69,200	24,842	2.8	195,345	18,298	10.7	58	19	3.1	4,569	1,780	2.6	300	73	4.1
389	Rajshahi RWH	Mohanpur	35,700	21,742	1.6	66,840	14,385	4.6	58	8	7.3	5,183	2,054	2.5	0	42	0.0
390	Rajshahi RWH	Nachole	17,700	11,306	1.6	7,980	6,170	1.3	64	3	21.3	1,600	998	1.6	0	17	0.0
391	Rajshahi RWH	Natore Sadar	102,249	43,139	2.4	69,878	19,845	3.5	290	94	3.1	3,479	1,833	1.9	90	164	0.5
392	Rajshahi RWH	Paba	90,870	49,565	1.8	31,944	16,577	1.9	129	7	18.4	6,976	3,923	1.8	0	78	0.0
393	Rajshahi RWH	Puthia	64,900	27,972	2.3	28,815	13,686	2.1	11	16	0.7	3,142	1,352	2.3	0	39	0.0
394	Rajshahi RWH	Shibganj	62,100	35,922	1.7	37,335	23,468	1.6	110	29	3.8	4,202	2,865	1.5	0	59	0.0
395	Rajshahi RWH	Singra	99,146	40,936	2.4	128,965	26,893	4.8	147	34	4.3	5,718	2,374	2.4	100	146	0.7
396	Rajshahi RWH	Tanore	39,600	15,052	2.6	174,375	14,576	12.0	69	20	3.5	2,979	1,014	2.9	0	211	0.0
397	Rangamati RWH	Baghaichhari	41,500	8,394	4.9	19,260	5,288	3.6	44	6	7.3	2,731	369	7.4	55	13	4.2
398	Rangamati RWH	Barkal	8,600	5,254	1.6	12,735	3,130	4.1	55	2	27.5	1,328	402	3.3	0	0	0.0
399	Rangamati RWH	Belai Chhari	43,999	2,297	19.2	12,300	2,560	4.8	74	3	24.7	598	158	3.8	0	5	0.0
400	Rangamati RWH	Jurai Chhari	38,600	2,554	15.1	18,645	1,952	9.6	26	3	8.7	1,594	140	11.4	20	30	0.7

SL	Warehouse Name	Upazila Name	Condom			Shukhi			IUD			Injectables			Implant		
			CBL	AMD	MOS	CBL	AMD	MOS	CBL	AMD	MOS	CBL	AMD	MOS	CBL	AMD	MOS
401	Rangamati RWH	Kaptai	25,600	5,364	4.8	16,185	2,831	5.7	28	4	7.0	2,030	374	5.4	114	43	2.7
402	Rangamati RWH	Kawkhali (betbunia)	22,000	5,223	4.2	9,990	2,894	3.5	175	9	19.4	1,475	529	2.8	15	12	1.3
403	Rangamati RWH	Langadu	30,000	11,696	2.6	11,790	6,186	1.9	171	13	13.2	1,781	423	4.2	121	34	3.6
404	Rangamati RWH	Naniarchar	6,800	6,183	1.1	5,937	4,546	1.3	48	2	24.0	567	204	2.8	61	9	6.8
405	Rangamati RWH	Rajasthali	28,100	1,498	18.8	3,270	1,582	2.1	64	1	64.0	884	94	9.4	32	15	2.1
406	Rangamati RWH	Rangamati Sadar	41,600	10,031	4.1	28,675	7,296	3.9	270	42	6.4	3,311	683	4.8	170	52	3.3
407	Rangpur RWH	Aditmari	32,100	16,847	1.9	30,974	14,969	2.1	138	79	1.7	1,388	2,472	0.6	0	135	0.0
408	Rangpur RWH	Badarganj	93,200	13,091	7.1	200,095	27,030	7.4	90	35	2.6	3,485	2,671	1.3	0	65	0.0
409	Rangpur RWH	Bhurungamari	69,700	26,580	2.6	64,735	26,164	2.5	47	24	2.0	1,647	2,901	0.6	0	43	0.0
410	Rangpur RWH	Chilmari	23,800	10,368	2.3	39,445	15,400	2.6	91	22	4.1	803	906	0.9	0	62	0.0
411	Rangpur RWH	Dimla	17,300	6,151	2.8	104,850	22,698	4.6	55	24	2.3	981	2,810	0.3	128	56	2.3
412	Rangpur RWH	Domar	22,900	8,735	2.6	91,970	17,046	5.4	86	17	5.1	1,224	2,519	0.5	0	55	0.0
413	Rangpur RWH	Fulchhari	48,400	22,423	2.2	32,130	11,979	2.7	79	29	2.7	1,017	2,562	0.4	0	22	0.0
414	Rangpur RWH	Gaibandha Sadar	96,200	32,122	3.0	79,110	34,406	2.3	192	145	1.3	1,535	5,245	0.3	0	337	0.0
415	Rangpur RWH	Gangachara	42,000	12,932	3.2	172,800	22,542	7.7	38	41	0.9	1,910	4,083	0.5	0	71	0.0
416	Rangpur RWH	Gobindaganj	212,099	57,750	3.7	143,230	39,738	3.6	115	44	2.6	1,155	4,323	0.3	0	80	0.0
417	Rangpur RWH	Hatibandha	62,900	13,698	4.6	145,890	17,306	8.4	105	35	3.0	862	2,450	0.4	144	87	1.7
418	Rangpur RWH	Jaldhaka	38,400	14,896	2.6	73,500	26,369	2.8	80	30	2.7	2,317	3,762	0.6	100	83	1.2
419	Rangpur RWH	Kaliganj	20,900	8,692	2.4	121,155	15,691	7.7	120	44	2.7	1,759	1,809	1.0	0	60	0.0
420	Rangpur RWH	Kaunia	33,900	13,949	2.4	29,595	13,616	2.2	55	28	2.0	2,379	2,643	0.9	0	84	0.0
421	Rangpur RWH	Kishoreganj	16,200	5,194	3.1	35,145	17,775	2.0	128	25	5.1	1,000	1,595	0.6	0	173	0.0
422	Rangpur RWH	Kurigram Sadar	32,100	15,947	2.0	41,293	24,013	1.7	143	53	2.7	3,317	3,358	1.0	0	63	0.0
423	Rangpur RWH	Lalmonirhat Sadar	40,300	14,247	2.8	39,625	17,707	2.2	117	15	7.8	1,402	3,803	0.4	0	77	0.0
424	Rangpur RWH	Mitha Pukur	59,600	27,758	2.1	57,960	34,703	1.7	49	24	2.0	2,815	4,048	0.7	0	102	0.0
425	Rangpur RWH	Nageshwari	38,700	14,460	2.7	102,938	42,844	2.4	83	37	2.2	1,585	4,680	0.3	0	77	0.0

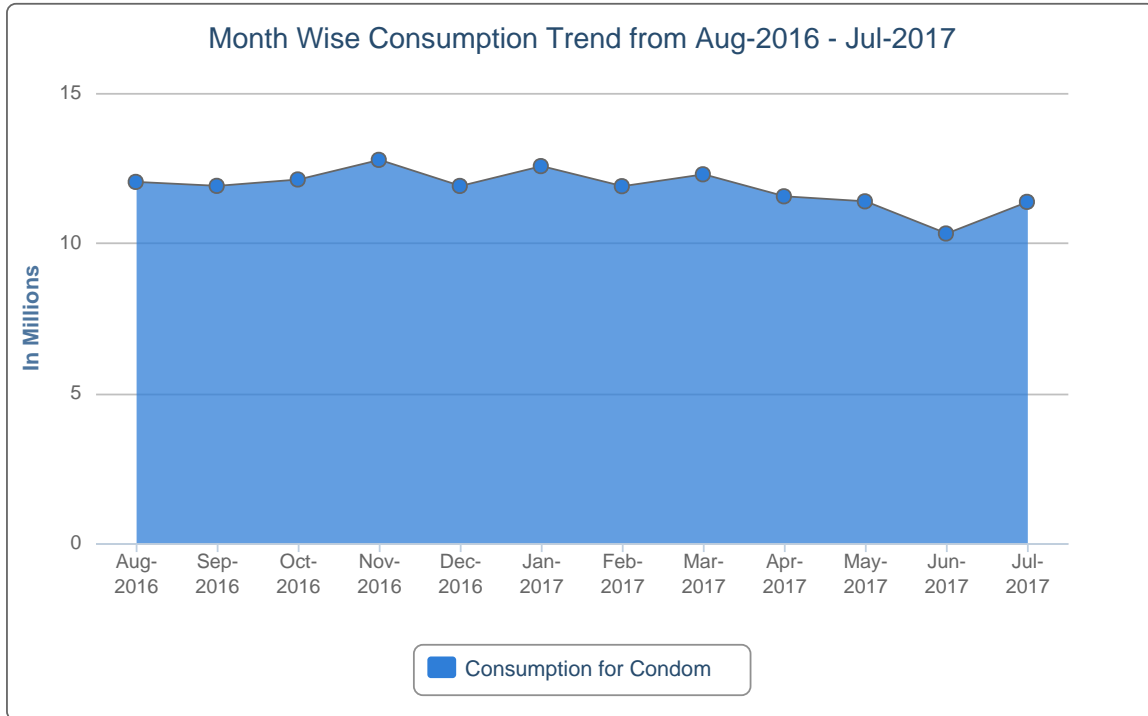
SL	Warehouse Name	Upazila Name	Condom			Shukhi			IUD			Injectables			Implant		
			CBL	AMD	MOS	CBL	AMD	MOS	CBL	AMD	MOS	CBL	AMD	MOS	CBL	AMD	MOS
426	Rangpur RWH	Nilphamari Sadar	34,000	14,633	2.3	74,445	36,909	2.0	151	68	2.2	1,914	4,056	0.5	0	103	0.0
427	Rangpur RWH	Palashbari	23,200	9,086	2.6	41,355	20,042	2.1	77	26	3.0	2,218	2,532	0.9	0	63	0.0
428	Rangpur RWH	Patgram	25,400	6,202	4.1	119,400	14,905	8.0	85	15	5.7	657	1,746	0.4	0	46	0.0
429	Rangpur RWH	Phulbari	19,500	5,021	3.9	33,285	14,250	2.3	56	63	0.9	1,495	2,264	0.7	0	49	0.0
430	Rangpur RWH	Pirgachha	51,000	23,203	2.2	60,471	27,222	2.2	212	80	2.7	3,450	3,593	1.0	0	69	0.0
431	Rangpur RWH	Pirganj	148,000	31,514	4.7	180,735	37,157	4.9	140	72	1.9	2,500	4,232	0.6	0	77	0.0
432	Rangpur RWH	Rajarhat	39,100	16,817	2.3	32,250	20,018	1.6	97	43	2.3	979	3,004	0.3	0	52	0.0
433	Rangpur RWH	Rangpur Sadar	94,300	38,046	2.5	75,460	33,871	2.2	265	90	2.9	4,030	5,297	0.8	0	230	0.0
434	Rangpur RWH	Sadullapur	77,400	33,612	2.3	53,615	25,318	2.1	173	76	2.3	1,937	3,928	0.5	144	51	2.8
435	Rangpur RWH	Saghata	32,500	8,957	3.6	20,880	21,516	1.0	131	35	3.7	120	1,430	0.1	144	27	5.3
436	Rangpur RWH	Saidpur	69,200	31,814	2.2	34,830	15,991	2.2	36	32	1.1	1,640	1,908	0.9	0	33	0.0
437	Rangpur RWH	Sundarganj	121,900	40,260	3.0	92,756	43,983	2.1	454	129	3.5	2,943	6,320	0.5	504	249	2.0
438	Rangpur RWH	Taraganj	25,500	8,233	3.1	21,487	12,313	1.7	34	12	2.8	1,030	1,069	1.0	0	70	0.0
439	Rangpur RWH	Ulipur	49,600	21,904	2.3	94,470	45,170	2.1	56	52	1.1	1,661	4,361	0.4	72	64	1.1
440	Sylhet RWH	Ajmiriganj	10,100	4,353	2.3	8,040	6,762	1.2	173	3	57.7	392	283	1.4	200	8	25.0
441	Sylhet RWH	Bahubal	22,200	10,106	2.2	23,896	7,539	3.2	149	9	16.6	546	572	1.0	0	25	0.0
442	Sylhet RWH	Balaganj	69,800	44,192	1.6	38,055	14,301	2.7	106	11	9.6	2,672	2,304	1.2	160	51	3.1
443	Sylhet RWH	Baniachong	45,350	14,580	3.1	29,665	13,168	2.3	144	8	18.0	1,189	899	1.3	4	49	0.1
444	Sylhet RWH	Barlekha	24,300	12,480	1.9	19,710	10,079	2.0	188	14	13.4	1,145	757	1.5	72	43	1.7
445	Sylhet RWH	Beani Bazar	49,562	23,543	2.1	26,643	6,972	3.8	160	14	11.4	1,612	683	2.4	227	18	12.6
446	Sylhet RWH	Bishwambarpur	19,800	6,336	3.1	23,600	6,855	3.4	84	4	21.0	145	644	0.2	176	10	17.6
447	Sylhet RWH	Bishwanath	30,100	8,818	3.4	23,104	3,843	6.0	92	11	8.4	1,109	418	2.7	32	36	0.9
448	Sylhet RWH	Chhatak	42,600	19,595	2.2	33,010	11,725	2.8	124	61	2.0	1,003	658	1.5	160	23	7.0
449	Sylhet RWH	Chunarughat	33,130	9,220	3.6	53,865	14,647	3.7	169	6	28.2	1,763	1,229	1.4	0	46	0.0
450	Sylhet RWH	Companiganj	33,600	17,395	1.9	28,830	8,312	3.5	84	5	16.8	1,287	1,521	0.8	20	48	0.4

SL	Warehouse Name	Upazila Name	Condom			Shukhi			IUD			Injectables			Implant		
			CBL	AMD	MOS	CBL	AMD	MOS	CBL	AMD	MOS	CBL	AMD	MOS	CBL	AMD	MOS
451	Sylhet RWH	Dakshin Sunamganj	26,900	10,951	2.5	32,085	6,517	4.9	159	9	17.7	816	738	1.1	120	15	8.0
452	Sylhet RWH	Dakshin Surma	80,500	45,657	1.8	47,445	13,557	3.5	40	9	4.4	2,138	1,429	1.5	100	14	7.1
453	Sylhet RWH	Derai	75,900	34,475	2.2	46,572	11,615	4.0	150	29	5.2	3,602	853	4.2	325	46	7.1
454	Sylhet RWH	Dowarabazar	38,100	14,358	2.7	19,202	11,877	1.6	82	5	16.4	1,624	1,167	1.4	162	52	3.1
455	Sylhet RWH	Fenchuganj	26,600	7,661	3.5	9,795	3,493	2.8	69	6	11.5	684	267	2.6	50	18	2.8
456	Sylhet RWH	Golapganj	69,000	33,998	2.0	19,740	9,097	2.2	114	22	5.2	4,866	632	7.7	0	64	0.0
457	Sylhet RWH	Gowainghat	40,300	26,987	1.5	29,580	11,379	2.6	83	18	4.6	1,183	2,884	0.4	6	38	0.2
458	Sylhet RWH	Habiganj Sadar	40,380	19,918	2.0	31,175	14,293	2.2	156	42	3.7	1,753	1,629	1.1	100	44	2.3
459	Sylhet RWH	Jagannathpur	29,800	18,421	1.6	21,075	9,350	2.3	120	14	8.6	748	530	1.4	113	42	2.7
460	Sylhet RWH	Jaintiapur	47,469	22,491	2.1	16,203	7,474	2.2	109	14	7.8	1,295	2,073	0.6	120	25	4.8
461	Sylhet RWH	Jamalganj	40,500	15,002	2.7	38,755	10,874	3.6	154	6	25.7	1,343	1,344	1.0	136	17	8.0
462	Sylhet RWH	Juri	36,700	9,065	4.0	22,340	5,860	3.8	100	26	3.8	480	539	0.9	164	18	9.1
463	Sylhet RWH	Kamalganj	50,000	17,806	2.8	47,250	16,731	2.8	110	31	3.5	1,685	1,439	1.2	72	50	1.4
464	Sylhet RWH	Kanaighat	67,900	40,246	1.7	24,261	13,681	1.8	110	12	9.2	1,589	2,355	0.7	150	31	4.8
465	Sylhet RWH	Kulaura	43,700	11,510	3.8	36,500	10,204	3.6	137	8	17.1	2,025	2,515	0.8	50	26	1.9
466	Sylhet RWH	Lakhai	15,900	6,981	2.3	15,780	7,773	2.0	99	2	49.5	1,390	376	3.7	64	20	3.2
467	Sylhet RWH	Madhabpur	50,800	17,425	2.9	45,495	19,275	2.4	118	10	11.8	1,697	951	1.8	88	60	1.5
468	Sylhet RWH	Maulvibazar Sadar	46,200	13,850	3.3	22,690	11,395	2.0	68	34	2.0	1,240	1,157	1.1	50	65	0.8
469	Sylhet RWH	Nabiganj	31,400	8,521	3.7	39,510	12,186	3.2	90	17	5.3	3,000	546	5.5	30	43	0.7
470	Sylhet RWH	Rajnagar	24,180	10,813	2.2	24,640	10,700	2.3	83	25	3.3	1,600	1,576	1.0	122	36	3.4
471	Sylhet RWH	Sreemangal	51,500	19,013	2.7	42,585	15,421	2.8	109	25	4.4	1,983	1,604	1.2	0	85	0.0
472	Sylhet RWH	Sulla	15,400	9,789	1.6	24,495	5,262	4.7	108	4	27.0	688	423	1.6	150	21	7.1
473	Sylhet RWH	Sunamganj Sadar	38,780	19,382	2.0	19,283	10,711	1.8	154	21	7.3	1,721	1,526	1.1	150	71	2.1
474	Sylhet RWH	Sylhet Sadar	90,900	98,597	0.9	68,000	54,903	1.2	278	157	1.8	4,617	10,179	0.5	127	223	0.6
475	Sylhet RWH	Tahirpur	43,700	17,492	2.5	31,200	12,269	2.5	193	8	24.1	846	473	1.8	181	50	3.6

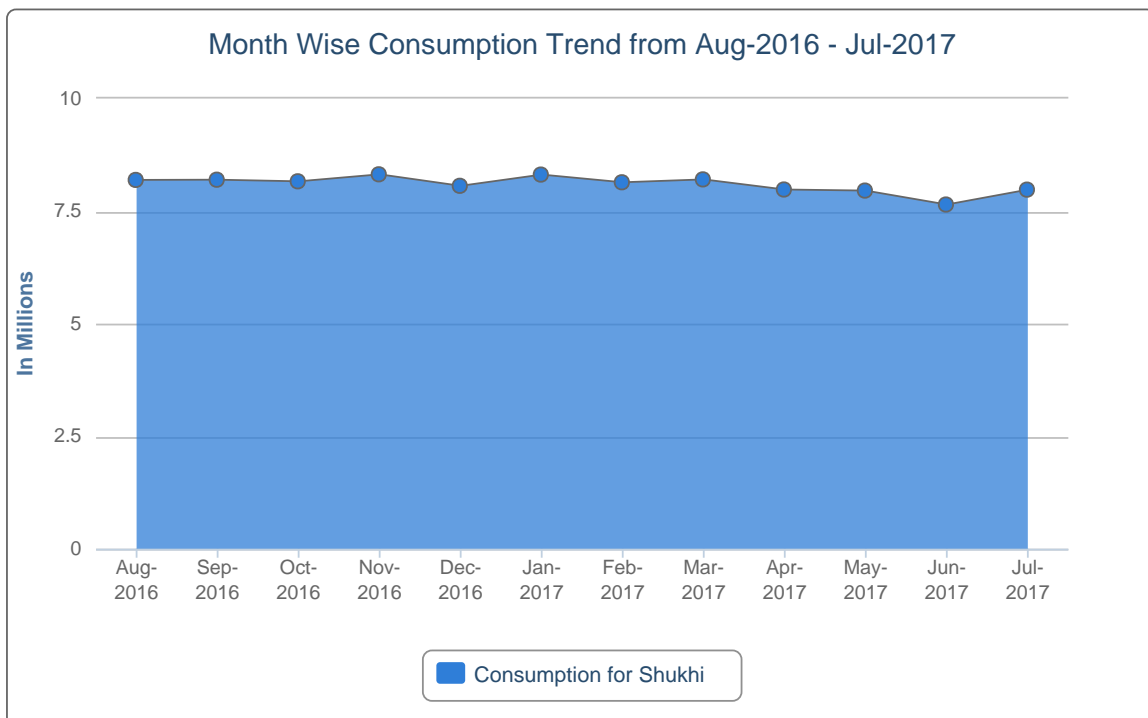
SL	Warehouse Name	Upazila Name	Condom			Shukhi			IUD			Injectables			Implant		
			CBL	AMD	MOS	CBL	AMD	MOS	CBL	AMD	MOS	CBL	AMD	MOS	CBL	AMD	MOS
476	Sylhet RWH	Zakiganj	79,760	50,544	1.6	24,861	12,109	2.1	173	5	34.6	1,202	1,544	0.8	10	61	0.2
477	Tangail RWH	Basail	102,960	25,331	4.1	393,667	13,500	29.2	58	35	1.7	4,908	1,104	4.4	0	72	0.0
478	Tangail RWH	Bhuapur	94,400	25,443	3.7	266,943	19,840	13.5	66	37	1.8	2,802	1,692	1.7	288	89	3.2
479	Tangail RWH	Chauhali	10,046	12,167	0.8	35,812	5,648	6.3	54	22	2.5	5,573	804	6.9	140	24	5.8
480	Tangail RWH	Delduar	150,000	35,472	4.2	256,905	21,380	12.0	130	28	4.6	6,290	1,000	6.3	72	56	1.3
481	Tangail RWH	Ghatail	8,600	55,010	0.2	167,595	40,287	4.2	165	22	7.5	1,650	3,889	0.4	0	98	0.0
482	Tangail RWH	Gopalpur	210,500	21,438	9.8	205,740	16,970	12.1	238	30	7.9	5,345	1,940	2.8	114	66	1.7
483	Tangail RWH	Kalihati	108,100	46,849	2.3	114,020	46,627	2.4	25	66	0.4	8,675	7,203	1.2	72	100	0.7
484	Tangail RWH	Madhupur	83,000	29,184	2.8	139,425	39,265	3.6	75	25	3.0	5,073	3,072	1.7	144	83	1.7
485	Tangail RWH	Mirzapur	24,900	30,599	0.8	30,060	31,015	1.0	185	42	4.4	3,577	1,150	3.1	144	77	1.9
486	Tangail RWH	Nagarpur	37,300	31,554	1.2	45,690	26,535	1.7	27	40	0.7	1,637	2,182	0.8	0	80	0.0
487	Tangail RWH	Sakhipur	27,100	25,113	1.1	30,033	25,672	1.2	86	30	2.9	3,808	1,036	3.7	144	42	3.4
488	Tangail RWH	Tangail Sadar	31,600	56,802	0.6	134,745	26,931	5.0	224	80	2.8	3,666	3,228	1.1	360	194	1.9

7. Month-wise Consumption Trend

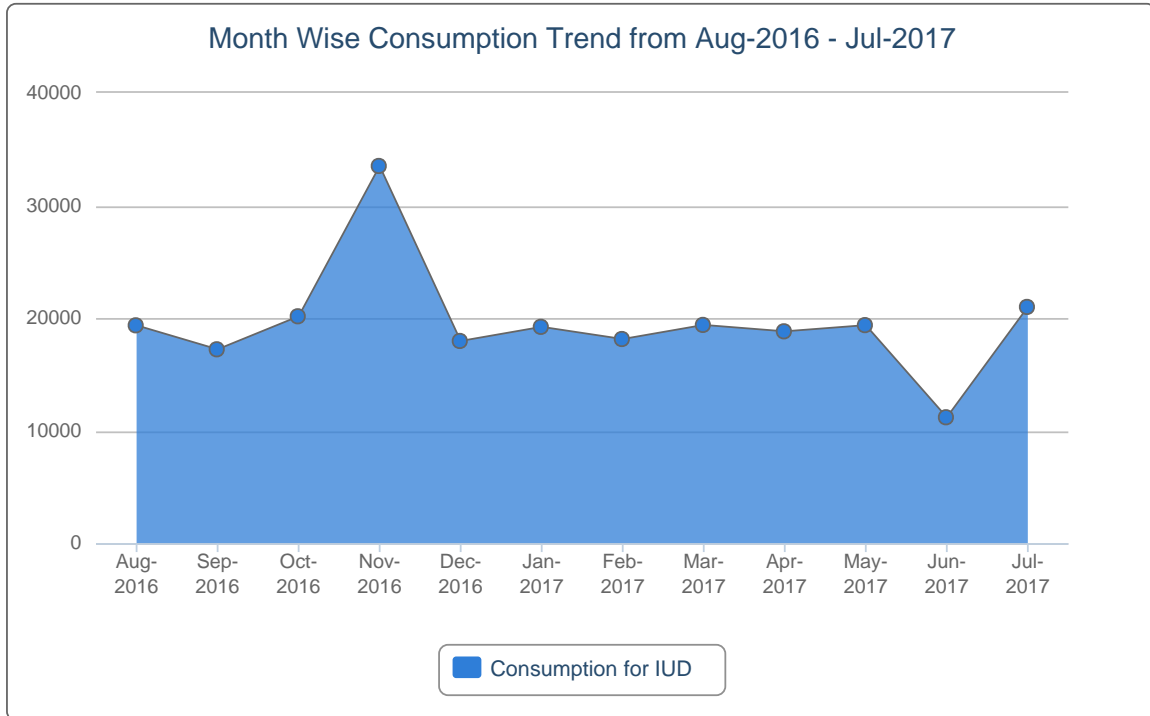
7(a).



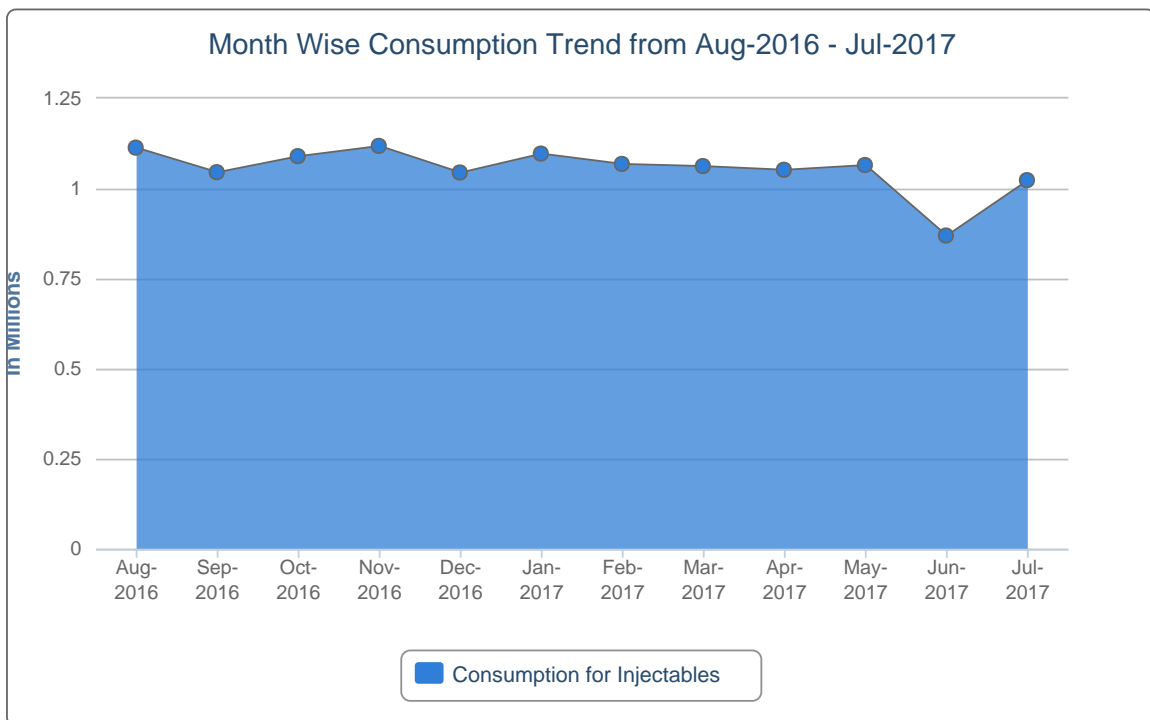
7(b).



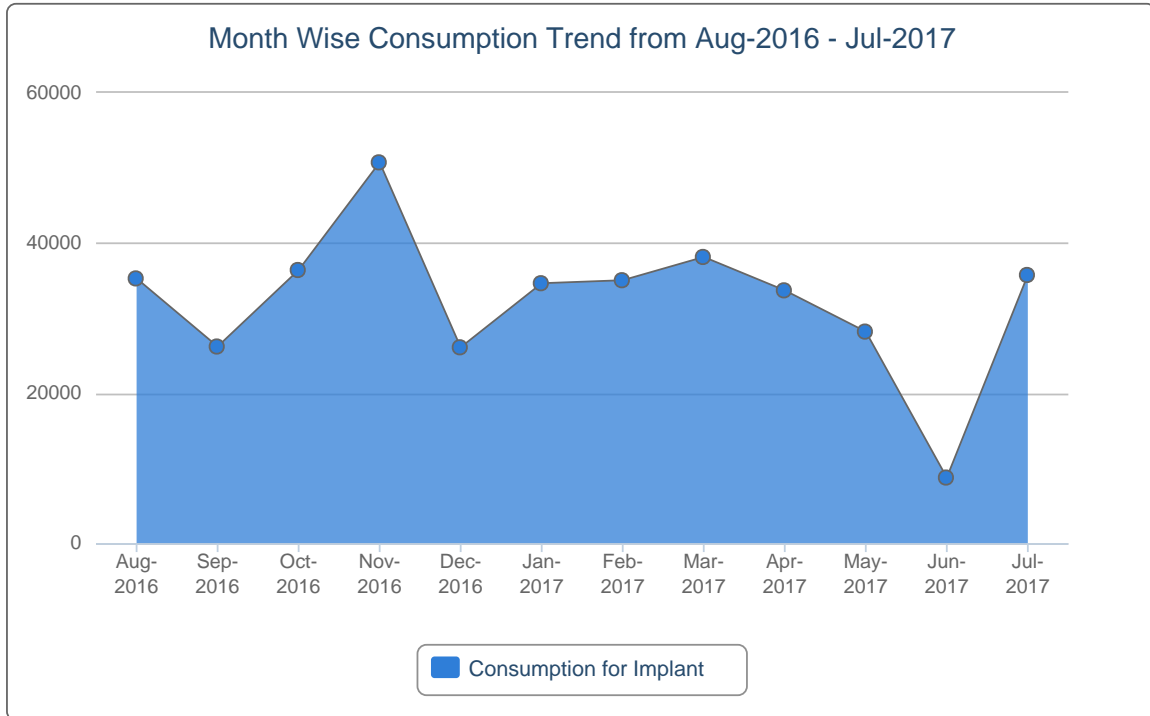
7(c).



7(d).



7(e).



8. Report on Upazila and Warehouse Having Stock Out in last month

SL	Products Name	No of Stockout WH	% of Stockout WH	No of Stockout Upazila Store	% of Stockout Upazila Store	No of Stockout Upazila Field	% of Stockout Upazila Field
1	Condom	0	0%	0	0%	0	0%
2	Shukhi	0	0%	0	0%	0	0%
3	IUD	0	0%	2	0%	0	0%
4	Injectables	0	0%	0	0%	0	0%
5	Implant (Total)	1	5%	-	-	1	0%

List of Stock Out Warehouses

SL	Commodity	Warehouse	Phone
1	Implant (Total)	Rajshahi RWH	0721-772196

List of StockOut Upazilas

SL	Commodity	Warehouse	District	Upazila	Phone
1	IUD	Noakhali RWH	Lakshmipur	Lakshmipur Sadar, Lakshmipur	
2	IUD	Noakhali RWH	Noakhali	Begumganj, Noakhali	
3	Implant (Total)	Rangamati RWH	Rangamati	Barkal, Rangamati	



This report is generated with the financial support of USAID and the technical assistance from Systems for Improved Access to Pharmaceuticals and Services (SIAPS), implemented by Management Sciences for Health-MSH.

If you need more information, please visit at <http://www.dgfplmis.org>