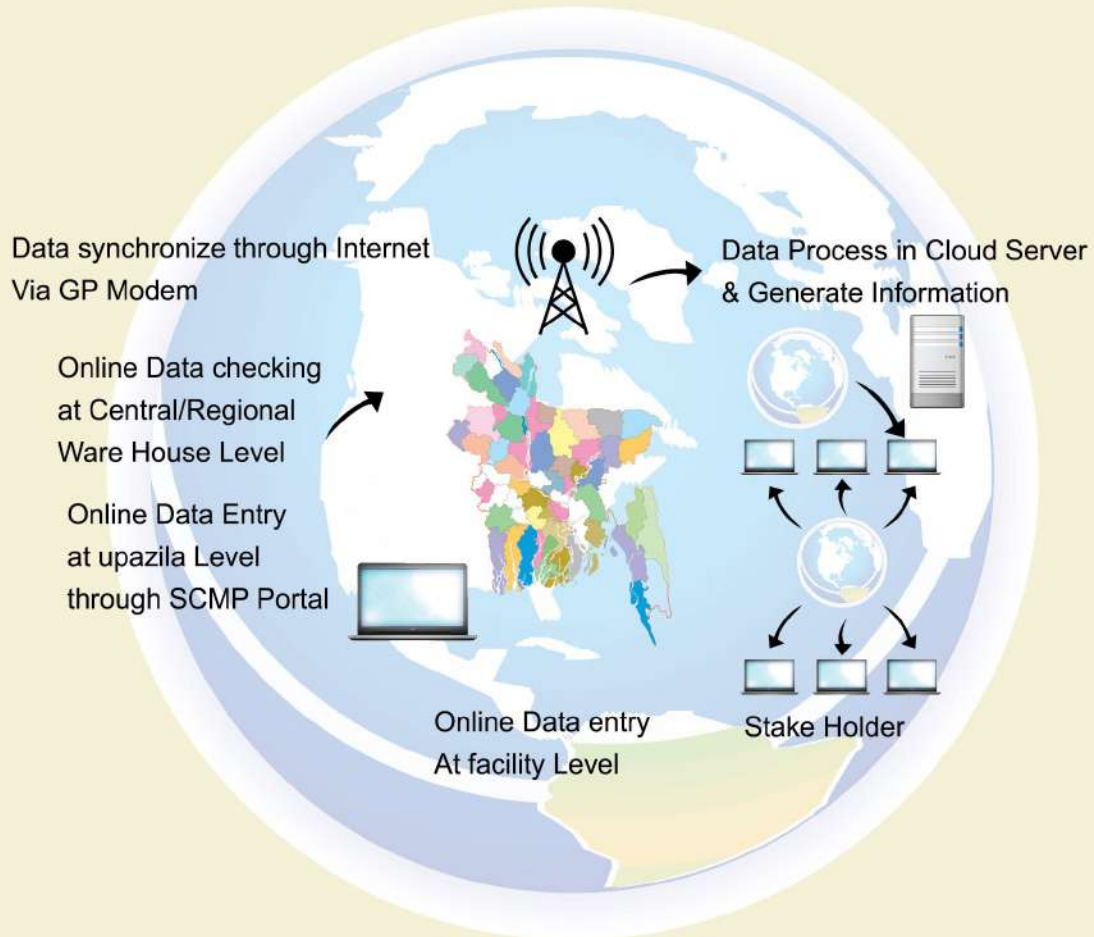




মুজিববর্ষে স্বাস্থ্য খাত
এগিয়ে যাবে অনেক ধাপ

FAMILY PLANNING MONTHLY LOGISTICS REPORT April 2020

Logistics Management Information System (LMIS) Data Flow System



Management Information System (MIS)
Directorate General of Family Planning (DGFP)

Government of the People's Republic of Bangladesh
Medical Education and Family Welfare Division
Directorate General of Family Planning
Management Information System (MIS)
6, Kawran Bazar, Dhaka- 1215
www.dgfp.gov.bd


Memo No. 59.11.00000.402.16.002.19-121

Date: 18 June, 2020.

Sub: Family Planning Monthly Logistics Report for the Month of April, 2020.

Family Planning Monthly Logistics Report for the Month of April 2020 is sent herewith for your kind information & necessary action. This report is prepared on the basis of Form-7 submitted by Warehouses and Form-7B submitted by Upazila Family Planning Offices by using WIMS & UIMS operational tools. It provides useful information on monthly distribution and stock balance of all the major contraceptives & DDS Kits of Warehouse/Upazila Stores. A summary of important events happened during reporting month has been included in this report. For more information you are requested to visit at www.scmpbd.org web site.

Comments and suggestions for improvement of this report will be highly appreciated.


(Manoj Kumar Roy)
Joint Secretary (MEFW Division)
and
Director & Line Director (MIS)
Phone: 55012352
Mail: dirmis@dgfp.gov.bd

Memo No. 59.11.00000.402.16.002.19-121/1(204)

Date: 18 June, 2020.

Copy of the report forwarded to:

1. Secretary, Medical Education & Family Welfare Division, Ministry of Health & Family Welfare, Bangladesh Secretariat, Dhaka.
2. Additional Secretary (Admin), Medical Education & Family Welfare Division, Ministry of Health & Family Welfare, Bangladesh Secretariat, Dhaka.
3. Director (Administration), Directorate General of Family Planning, 6 Kawran Bazar, Dhaka 1215.
4. Joint Secretary (Development), Medical Education & Family Welfare Division, Ministry of Health & Family Welfare, Bangladesh Secretariat, Dhaka.
5. Director (Logistics & Supply) and Line Director (Procurement, Storage & Supply Management), Directorate General of Family Planning, 6 Kawran Bazar, Dhaka 1215.
6. Director & Line Director (MIS), Directorate General of Family Planning, 6 Kawran Bazar, Dhaka.
7. Director Finance & Line Director (Family Planning Field Service Delivery), Directorate General of Family Planning, 6 Kawran Bazar, Dhaka 1215.
8. Director (IEM) & Line Director (Information, Education and Communication), Directorate General of Family Planning, 6 Kawran Bazar, Dhaka 1215.

9. Director (Planning) & Line Director (Planning Monitoring and Evaluation), Directorate General of Family Planning, 6 Kawran Bazar, Dhaka 1215.
10. Director (MCH-Services) & Line Director (MCRAH), Directorate General of Family Planning, 6 Kawran Bazar, Dhaka 1215.
11. Line Director (CCSDP, Directorate General of Family Planning, 6 Kawran Bazar, Dhaka 1215.
12. Director (Audit), Directorate General of Family Planning, 6 Kawran Bazar, Dhaka 1215.
13. Divisional Director, Family Planning, Dhaka / Chittagong / Rajshahi / Khulna / Sylhet / Barisal/ Rangpur/ Mymensingh Division.
14. Joint Chief (Planning), Health Service Division, Ministry of Health & Family Welfare, Bangladesh Secretariat, Dhaka
15. Joint Chief (Population & Planning wing), Planning commission, Sher-e-Bangla Nagar, Dhaka.
16. Joint Chief (Planning), Program Management and Monitoring Unit (PMMU), Azimpur, Dhaka-1205.
17. Superintendent, Maternal & Child Health Training Institute (MCHTI), Azimpur, Dhaka.
18. Director, Mohammadpur Fertility Services & Training Centre (MFSTC), Mohammadpur, Dhaka.
19. Director, Maternal & Child Health Training Institute (MCHTI), Lalkuthi, Mirpur, Dhaka.
20. P.S. to the Honorable Minister, Ministry of Health and Family Welfare, Bangladesh Secretariat, Dhaka, for kind information of the Honorable Minister.
21. Deputy Chief (Planning), Medical Education & Family Welfare Division, Ministry of Health & Family Welfare, Bangladesh Secretariat, Dhaka.
22. Additional Director (Drugs and Stores), Directorate General of Family Planning, Central Warehouse, Mohakhali, Dhaka.
23. Deputy Director, Family Planning, ----- District (You are requested to take appropriate measures to ensure timely online submission of Form 7B report from upazilas).
24. Regional/District Consultant, FPCS-QIT, District Family Planning Office, ----- District.
25. Central/Regional Supply Officer, Family Planning, ----- CWH/RWHs.
26. Assistant Maintenance Engineer, MIS Unit, DGFP (Requested to upload this report to DGFP website).
27. Country Project Director, SIAPS/MSH, House: 3, Road: No. 23B, Gulshan-1, Dhaka-1212.
28. Country Director, the World Bank, E-32, Agargaon, Sher-e-Bangla Nagar, Dhaka-1207.
29. Team Leader, Population & Health Team, USAID, Madani Avenue, Baridhara, Dhaka.
30. Country Representative, UNFPA, IDB Bhaban, Agargaon, Sher-E-Bangla Nagar, Dhaka.
31. Managing Director, SMC, SMC Tower, 33 Banani C/A, Dhaka-1213.
32. Documentation Center, IEM Unit, Directorate General of Family Planning, 6 Kawran Bazar, Dhaka.
33. Responsible person of Dispatch Section, MIS Unit, DGFP (Requested to distribute the published 'Family Planning Monthly Logistics Report' to concerned Person/Office/Organization).
34. PA to Director General, Directorate General of Family Planning, 6 Kawran Bazar, Dhaka 1215.
35. Concerned Organization/Person.




18.06.20
(Ajoy Ratan Barua)
Deputy Director (MIS)

Table Of Contents

	Page
1. DGFP Stock Status Report	1-2
2. National Receipts Quantity by Product by Month	3
3. National Level Contraceptive Summary Report	4
4. Stock Status Report at Different Levels	5
5. Contraceptive Stock Status by Product at Upazila Store and Field	6-10
6. Contraceptive Stock Status by Product at Regional Warehouses/Upazila	11-31
7. Month-wise Consumption Trend	32-34
8. Report on Upazila and Warehouse Having Stock Out in last month	35

1. DGFP Stock Status Report

Year →	2020												2021												2022											
	5	6	7	8	9	10	11	12	1	2	3	4	5	6	7	8	9	10	11	12	1	2	3	4	5	6	7	8	9	10	11	12				
Min.-Max. →	Min						Max																													
Product ↓	CS - 79.39m : 9.1 MOS																																			
Condom	9.1 MOS						106.13m = 12.1 MOS																													
*AMC = 8.76m													FY 2019-20: 175.75m (69.62m received)																							
	CS - 50.12m : 7.6 MOS																																			
Pill (Total)	7.6 MOS						21m = 3.1 MOS			50m = 7.6 MOS																										
*AMC = 6.61m													21m (3rd Gen.)-RPA			50m (2nd Generation)-RPA																				
	CS (0.705m): 49.2 MOS																																			
IUD	49.2 MOS (May 2024) 																																			
*AMC = 14,348																																				
	CS (22.8m): 27.6 MOS																																			
Injectables	27.6 MOS																																			
*AMC = 0.826m																																				
	CS-(0.416m) - 11.8 MOS												FY 2019-20: 0.3m																							
Implant	11.8 MOS						0.3m = 8.5 MOS																													
*AMC = 35,382																																				
	<p>Pill (Total): 2nd & 3rd generation Shukhi and APON</p> <p>*AMC is calculated based on past 6-months consumption</p> <p>Data Sources: DGFP/L&S unit, DGFP LMIS web site - https://scmpbd.org/ Central Warehouse WIMS data and Approved DGFP Procurement Plan</p> <p>National min-max stock level is 6 & 10 MOS</p>																																			
	<p>Legend:</p> <ul style="list-style-type: none"> ■ Current Stock (CS): Less than 3 MOS ■ Current Stock (CS): MOS 3.0 to Less than 6 MOS ■ Current Stock (CS): MOS 6 and above ■ Planned for FY 2019-20 ■ Procurement completed, yet to be received ■ Donation AMC = Average Monthly Consumption 																																			

DGFP STOCK STATUS NOTES
(For Contraceptives)
Month: April 2020

CONDOM – Current national stock is 79.39 million pieces and this stock can be used up to January 2021.

- 2019-20: GoB (Rev.) – 175.75 million pcs: DGFP received 69.62 million as of 30th April 2020. Rest 106.13 million is scheduled to deliver to DGFP from May 2020 and onward.

PILL – Current national stock of Oral Contraceptive Pill is 50.12 million cycles which will go up to December 2020.

- 2019-20: GoB (Rev) – 4 million cycles (3rd generation): Goods received in full quantity on 17th February 2020.
- 2019-20: GoB (Rev) – 1 million cycles (POP): Goods received in full quantity on 04/12/2019.
- 2019-20: GoB (RPA) – 50 million cycles (2nd generation): Revised plan. DG – DGFP approved and yet to get approval from MOHFW.
- 2019-20: GoB (RPA) – 10 million cycles (3rd generation) Tender re-evaluated on 21-01-2020. MOHFW approval received and contract signed on 2nd week of April.
- 2019-20: GoB (RPA) – 3 million cycles (POP): DGFP received the full quantity on 28th April 2020.
- 2019-20: GoB (RPA) – 11 million cycles (3rd generation) Revised plan - IFT published on 28/01/2020. TEC held on 23rd March. DG – DGFP approved and sent to MOHFW on 15/04/2020 for approval.

IUD – Current national stock is 0.705 million pcs and this stock can be used up to May 2024.

INJECTABLES – Current stock of 22.8 million vials and that can be used up to August 2022.

- 2019-20: GoB (Rev) – 4.23 million vials: DGFP received the full quantity on 11th November 2019
- 2019-20: GoB (RPA) – 13.25 million vials: DGFP received the full quantity on 28th April 2020.

IMPLANT – Current stock is 0.416 million sets and this can be used up to April 2021.

- 2019-20: GoB (RPA) - 300,000 sets: IFT re-published on 20/02/2020 separately for single rod and two rod. Due to COVID-19 Pandemic situation tender opening date for 1 stick and for 2 sticks has been re-scheduled on 02/06/2020 & 04/06/2020.

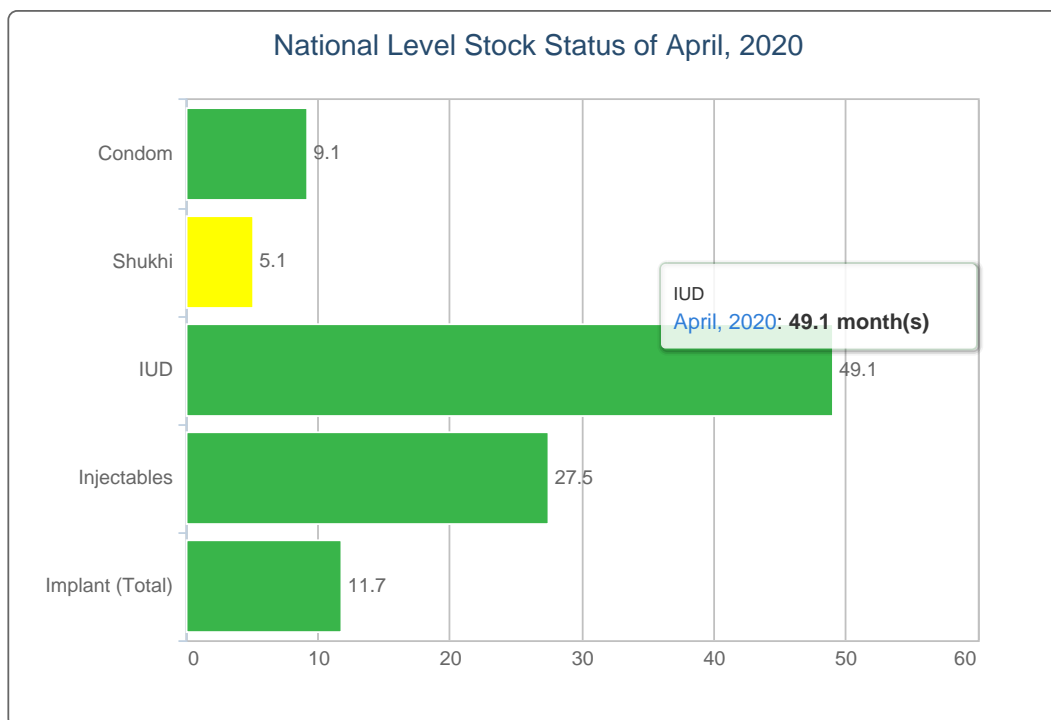
2. National Receipts Quantity by Product by Month

Contraceptive Received Report

Month: April, 2020

Item	Supplier	Receiver	Date Receipts	Qty
APON	RENATA LIMITED	Dhaka CWH	30/04/20	3,000,000
Total				3,000,000
Injectables	TECHNO DRUGS Ltd	Bogura RWH	30/04/20	13,250,000
Total				13,250,000

3. National Level Contraceptive Summary Report

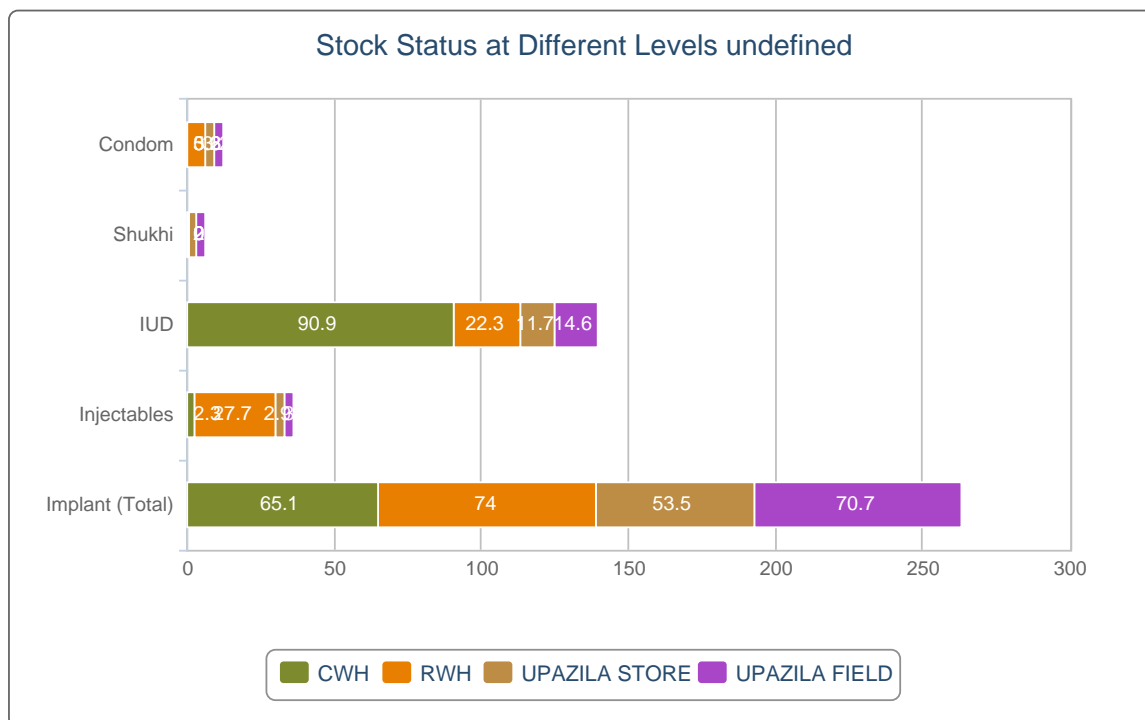


■ MOS less than 4.0
 ■ MOS 4.0 - 7.9
 ■ MOS 8.0 and above
 MOS = Month of Stock

National Level Stock Status of April, 2020

SL	Name of Products	Reported Consumption	Reported Closing Balance	Average Monthly Consumption	MOS
1	Condom	6,460,502	79,412,061	8,766,838	9.1
2	Shukhi	5,394,812	32,431,003	6,337,468	5.1
3	IUD	5,057	705,306	14,351	49.1
4	Injectables	635,743	22,832,914	830,088	27.5
5	Implant (Total)	1,582	416,446	35,503	11.7

4. Stock Status Report at Different Levels

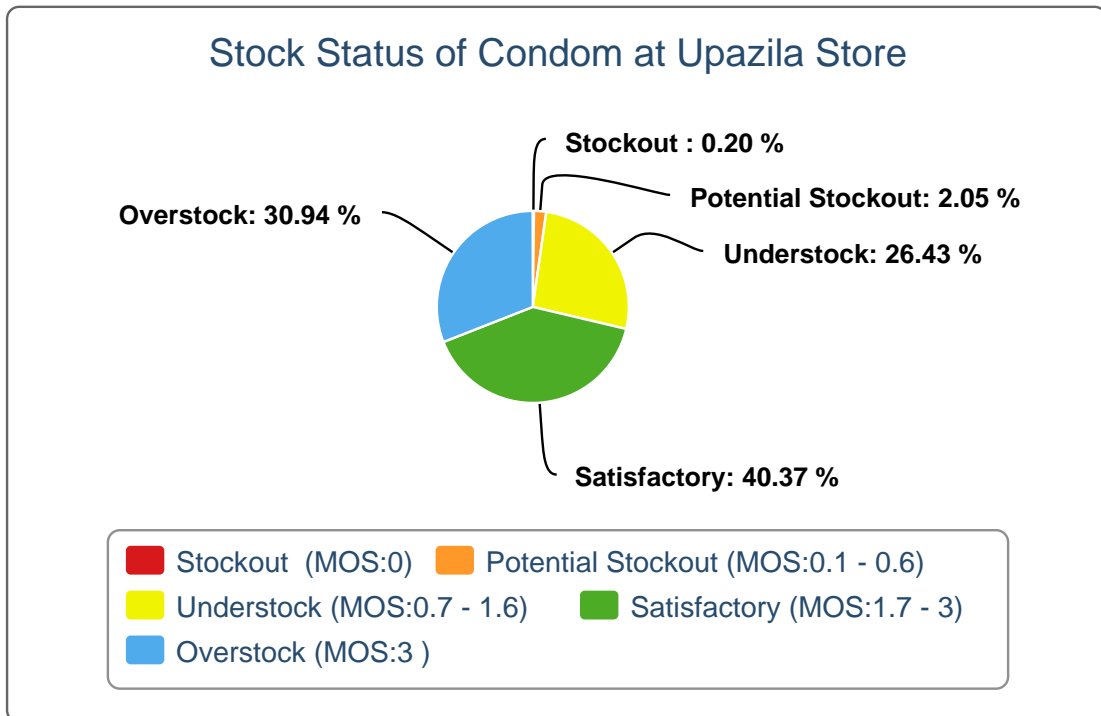


Stock Status at Different Levels April, 2020

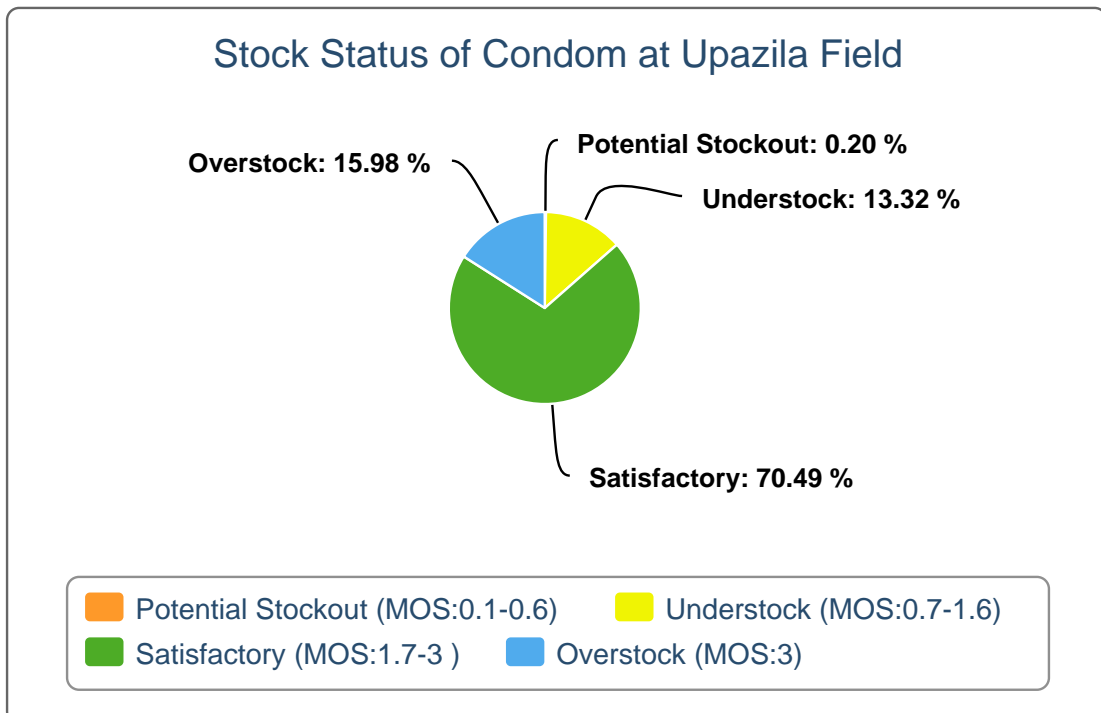
Products	Avg. Consump. of Last 6 Months	CWH Level	MOS	RWH Level	MOS	Upazila Level	MOS	Field Level	MOS	National Level	MOS
Condom	8,766,838	1,883,800	0.2	36,322,200	4.1	20,844,486	2.4	20,361,575	2.3	79,412,061	9.1
Shukhi	6,337,468	963,984	0.2	3,580,411	0.6	13,197,201	2.1	14,689,407	2.3	32,431,003	5.1
IUD	14,351	459,450	32	112,916	7.9	59,074	4.1	73,866	5.1	705,306	49.1
Injectables	830,088	1,440,181	1.7	17,591,500	21.2	1,863,074	2.2	1,938,159	2.3	22,832,914	27.5
Implant (Total)	35,503	102,993	2.9	117,056	3.3	84,568	2.4	111,829	3.1	416,446	11.7

5. Contraceptive Stock Status by Product at Upazila Store and Field

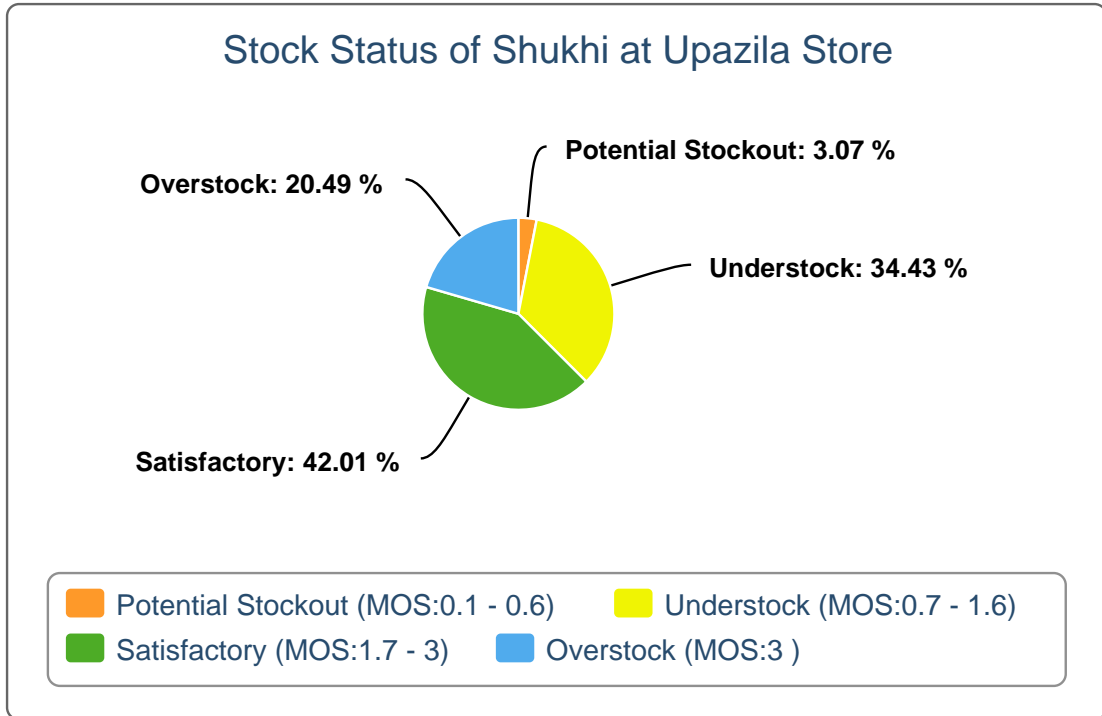
5(a).



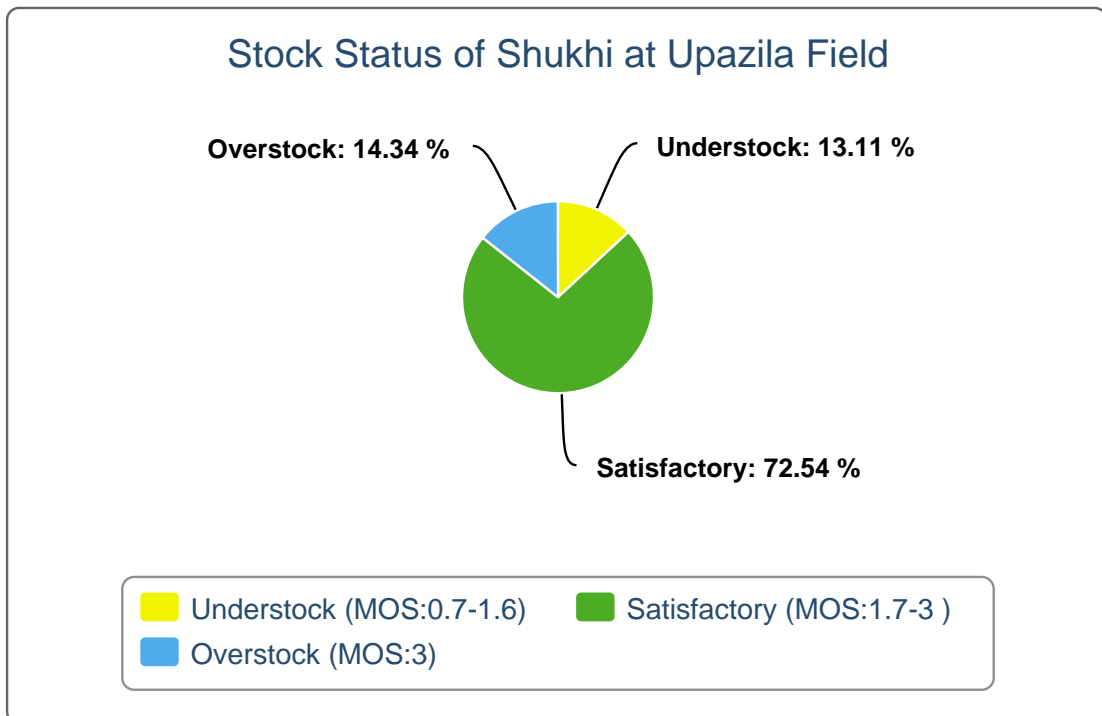
5(b).



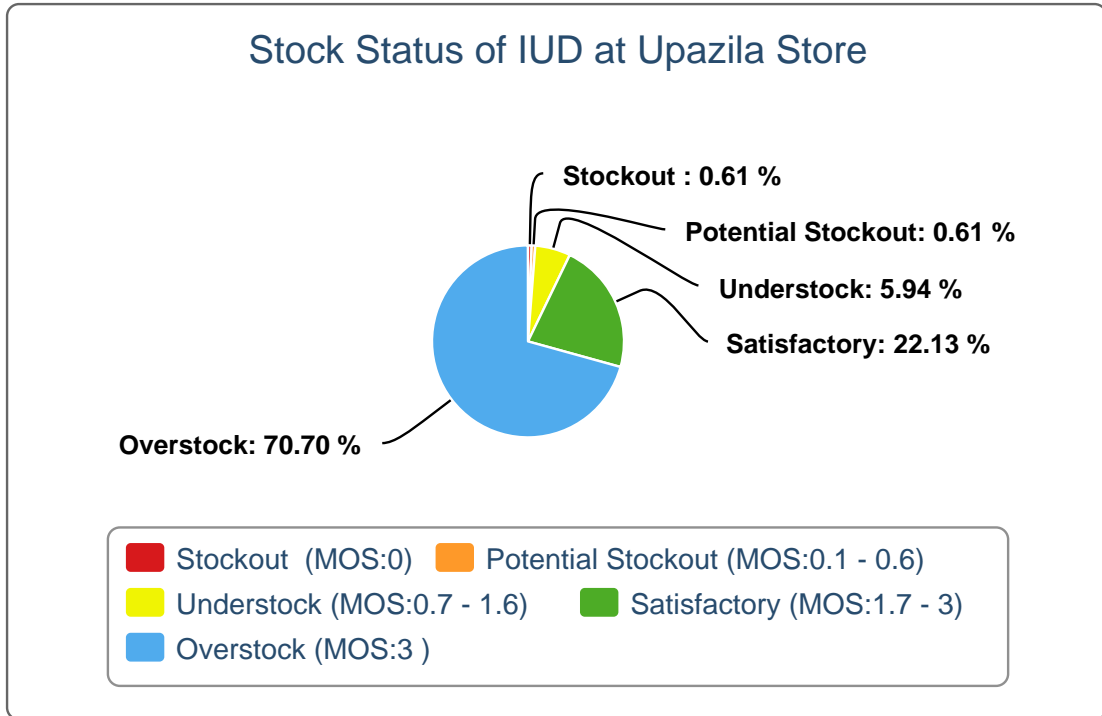
5(c).



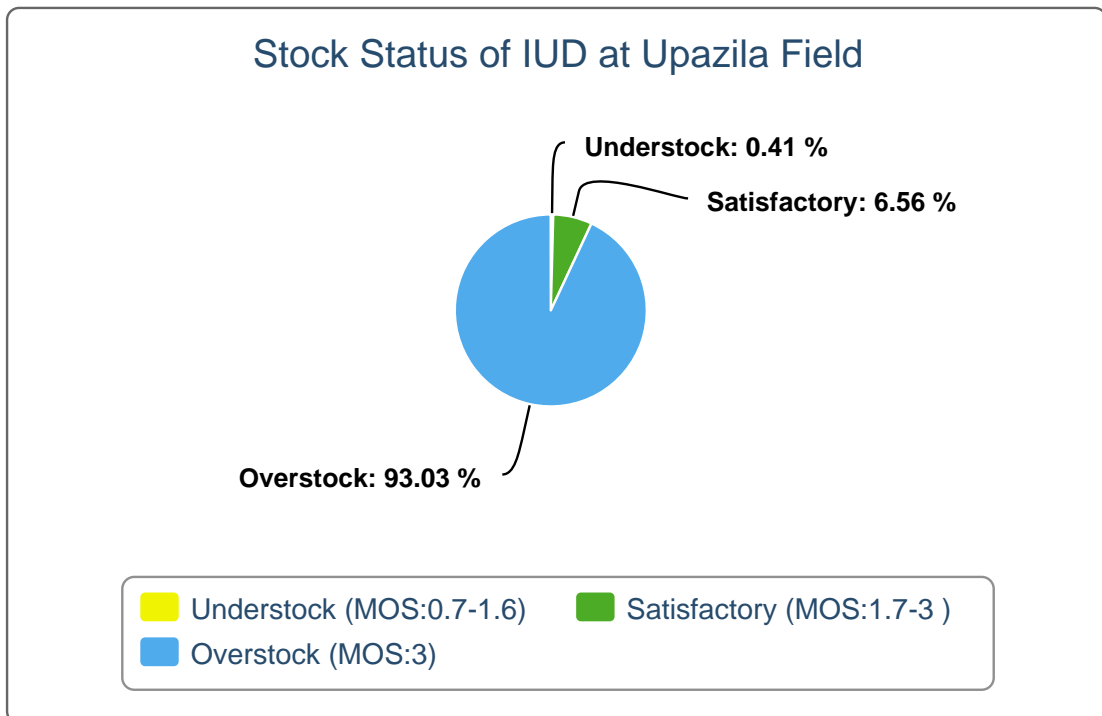
5(d).



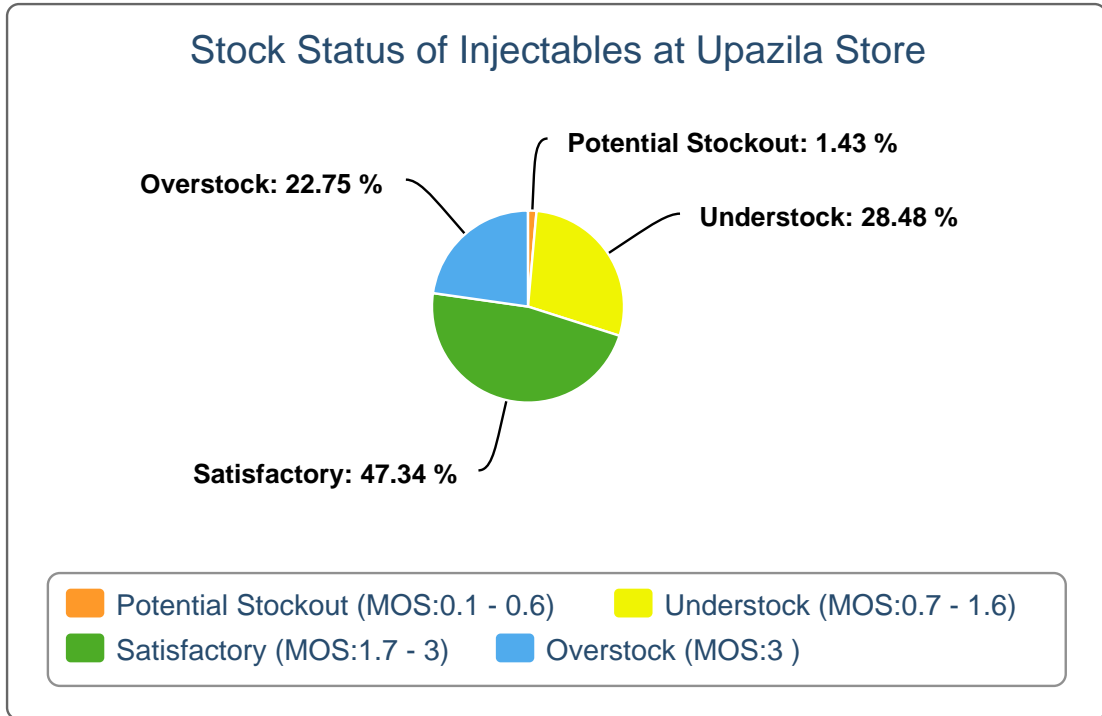
5(e).



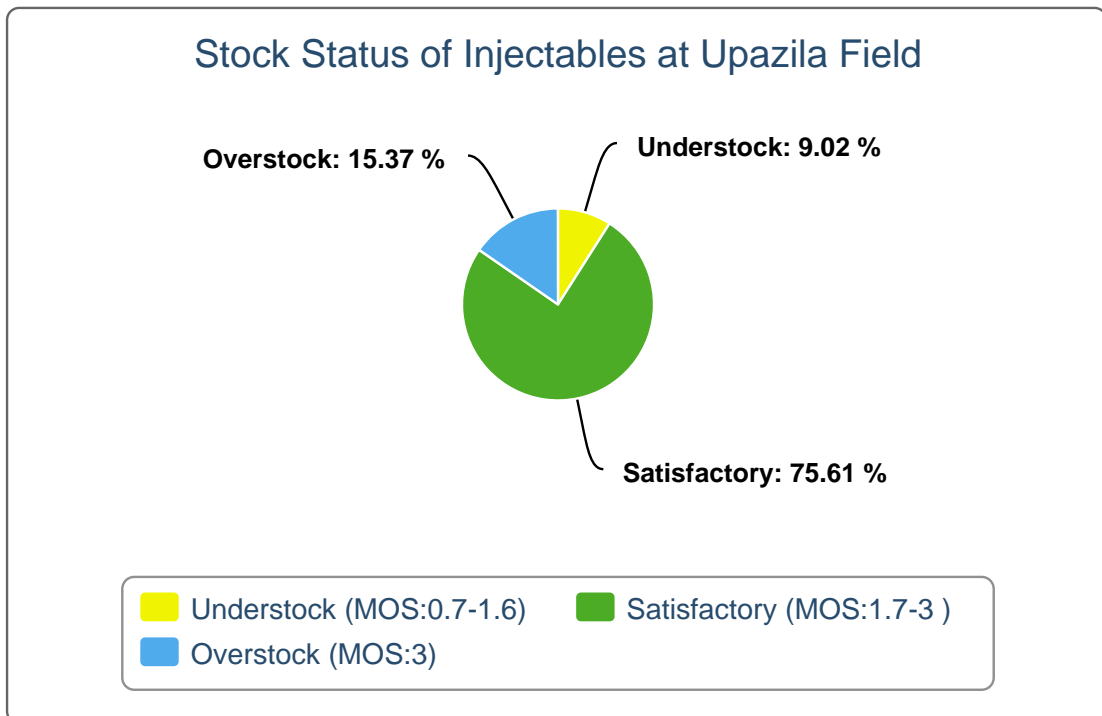
5(f).



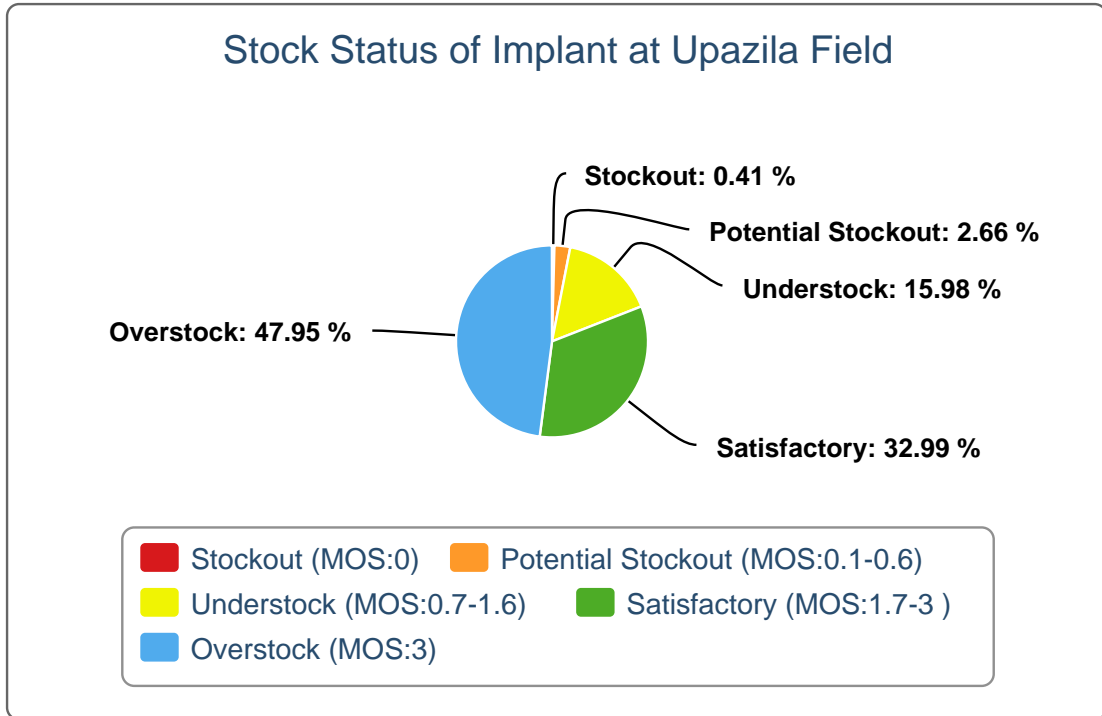
5(g).



5(h).



5(i).



6(a). Contraceptive Stock Status by Product at Regional Warehouses

SL	WH Name	Condom			Shukhi			IUD			Injectables			Implant		
		CBL	AMD	MOS	CBL	AMD	MOS	CBL	AMD	MOS	CBL	AMD	MOS	CBL	AMD	MOS
1	Bandarban RWH	68,400	36,513	1.9	48,960	19,388	2.5	430	113	3.8	15,000	2,924	5.1	900	226	4.0
2	Bhola RWH	230,400	94,781	2.4	216,000	78,750	2.7	2,600	208	12.5	120,000	37,150	3.2	3,600	500	7.2
3	Bogura RWH	4,352,400	527,700	8.2	381,600	356,033	1.1	7,300	552	13.2	4,541,900	29,876	152.0	9,900	2,457	4.0
4	Chattogram RWH	13,435,400	421,965	31.8	459,041	303,363	1.5	14,880	1,382	10.8	5,708,700	49,287	115.8	14,270	2,648	5.4
5	Cumilla RWH	777,600	492,670	1.6	407,520	329,480	1.2	2,100	1,292	1.6	250,000	60,478	4.1	7,000	2,348	3.0
6	Dhaka CWH	1,883,800	1,273,979	1.5	963,984	702,724	1.4	459,450	1,891	243.0	1,440,181	88,708	16.2	102,993	2,948	34.9
7	Dinajpur RWH	673,200	186,953	3.6	0	270,790	0.0	2,700	401	6.7	42,000	31,875	1.3	2,450	1,774	1.4
8	Faridpur RWH	723,600	572,458	1.3	1,440	362,815	0.0	16,650	1,122	14.8	86,000	41,174	2.1	5,850	2,739	2.1
9	Jamalpur RWH	1,263,600	313,268	4.0	279,360	231,869	1.2	6,450	286	22.6	19,000	26,724	0.7	4,600	1,160	4.0
10	Jashore RWH	630,000	442,217	1.4	10,080	264,710	0.0	2,700	517	5.2	65,200	38,124	1.7	6,800	1,635	4.2
11	Khulna RWH	6,460,000	597,299	10.8	112,490	378,841	0.3	6,675	718	9.3	5,675,500	39,803	142.6	8,550	1,608	5.3
12	Kushtia RWH	198,000	283,154	0.7	30,240	146,927	0.2	1,911	208	9.2	41,000	30,501	1.3	1,450	799	1.8
13	Mymensingh RWH	2,253,600	663,426	3.4	428,400	732,010	0.6	9,500	917	10.4	179,500	51,303	3.5	11,000	2,984	3.7
14	Noakhali RWH	590,400	246,676	2.4	122,400	151,886	0.8	5,975	715	8.4	97,400	37,776	2.6	4,286	1,544	2.8
15	Pabna RWH	1,076,400	490,021	2.2	336,960	319,556	1.1	1,700	757	2.2	75,000	42,768	1.8	2,950	1,021	2.9
16	Patuakhali RWH	320,400	115,845	2.8	180,000	144,099	1.2	6,750	362	18.6	118,600	24,304	4.9	5,700	1,476	3.9
17	Rajshahi RWH	824,400	606,694	1.4	155,520	279,813	0.6	7,895	405	19.5	131,200	31,306	4.2	4,800	1,435	3.3
18	Rangamati RWH	72,000	43,651	1.6	50,400	33,582	1.5	575	105	5.5	14,000	2,974	4.7	500	236	2.1
19	Rangpur RWH	583,200	501,993	1.2	2,880	634,698	0.0	7,250	1,335	5.4	128,000	93,344	1.4	9,400	3,123	3.0
20	Sylhet RWH	990,000	542,805	1.8	279,360	339,058	0.8	5,675	649	8.7	175,500	46,288	3.8	8,550	1,987	4.3
21	Tangail RWH	799,200	312,770	2.6	77,760	257,076	0.3	3,200	416	7.7	108,000	23,401	4.6	4,500	855	5.3

6(b). Contraceptive Stock Status by Product at Upazila

SL	Warehouse Name	Upazila Name	Condom			Shukhi			IUD			Injectables			Implant		
			CBL	AMD	MOS	CBL	AMD	MOS	CBL	AMD	MOS	CBL	AMD	MOS	CBL	AMD	MOS
1	Bandarban RWH	Alikadam	25,224	11,095	2.3	6,117	2,875	2.1	54	18	3.0	2,302	566	4.1	172	41	4.2
2	Bandarban RWH	Bandarban Sadar	12,700	3,686	3.4	11,360	3,576	3.2	84	30	2.8	2,045	546	3.7	127	39	3.3
3	Bandarban RWH	Lama	17,568	5,538	3.2	11,520	4,265	2.7	143	32	4.5	1,962	691	2.8	212	68	3.1
4	Bandarban RWH	Naikhongchhari	26,472	7,054	3.8	12,705	3,820	3.3	67	7	9.6	2,068	706	2.9	85	14	6.1
5	Bandarban RWH	Rowangchhari	8,844	2,034	4.3	4,455	1,861	2.4	45	5	9.0	423	141	3.0	69	24	2.9
6	Bandarban RWH	Ruma	25,200	4,694	5.4	8,856	1,424	6.2	58	11	5.3	614	118	5.2	85	17	5.0
7	Bandarban RWH	Thanchi	12,768	2,412	5.3	4,005	1,567	2.6	40	10	4.0	720	156	4.6	100	23	4.3
8	Bhola RWH	Bhola Sadar	28,584	11,672	2.4	28,068	9,989	2.8	219	63	3.5	11,124	4,836	2.3	380	139	2.7
9	Bhola RWH	Burhanuddin	13,558	4,145	3.3	15,690	7,245	2.2	67	18	3.7	6,378	1,402	4.5	200	43	4.7
10	Bhola RWH	Char Fasson	50,200	21,245	2.4	33,390	15,139	2.2	138	30	4.6	19,210	8,555	2.2	170	77	2.2
11	Bhola RWH	Daulat Khan	15,500	5,190	3.0	16,650	6,463	2.6	35	10	3.5	10,000	3,544	2.8	230	27	8.5
12	Bhola RWH	Hizla	18,632	7,356	2.5	11,730	5,087	2.3	52	10	5.2	4,440	1,455	3.1	330	20	16.5
13	Bhola RWH	Lalmohan	35,410	16,294	2.2	26,940	12,964	2.1	68	28	2.4	13,770	6,470	2.1	350	65	5.4
14	Bhola RWH	Manpura	8,792	3,373	2.6	5,077	2,348	2.2	49	4	12.3	4,234	1,771	2.4	20	36	0.6
15	Bhola RWH	Mehendiganj	18,400	11,849	1.6	14,050	9,282	1.5	58	24	2.4	5,267	4,470	1.2	200	22	9.1
16	Bhola RWH	Muladi	9,460	8,542	1.1	3,480	6,747	0.5	43	11	3.9	2,452	1,798	1.4	50	38	1.3
17	Bhola RWH	Tazumuddin	18,160	5,115	3.6	26,475	3,486	7.6	40	10	4.0	7,165	2,849	2.5	42	33	1.3
18	Bogura RWH	Adamdighi	33,600	9,751	3.4	16,050	5,451	2.9	114	20	5.7	1,223	291	4.2	100	56	1.8
19	Bogura RWH	Akkelpur	12,972	6,084	2.1	12,135	5,270	2.3	55	10	5.5	1,404	396	3.5	300	72	4.2
20	Bogura RWH	Atrai	35,400	12,570	2.8	17,980	11,009	1.6	129	10	12.9	1,491	456	3.3	200	30	6.7
21	Bogura RWH	Badalgachhi	33,932	12,581	2.7	24,195	12,064	2.0	35	5	7.0	2,881	1,312	2.2	200	50	4.0
22	Bogura RWH	Bogura Sadar	105,240	61,164	1.7	11,960	10,243	1.2	249	60	4.2	1,012	1,340	0.8	462	162	2.9
23	Bogura RWH	Dhamoirhat	42,414	10,449	4.1	33,495	9,070	3.7	90	13	6.9	3,388	1,074	3.2	150	22	6.8
24	Bogura RWH	Dhunat	50,700	30,749	1.6	27,125	18,224	1.5	63	16	3.9	2,959	1,879	1.6	400	129	3.1
25	Bogura RWH	Dhupchanchia	22,500	8,322	2.7	13,170	7,422	1.8	84	16	5.3	1,954	735	2.7	500	91	5.5

SL	Warehouse Name	Upazila Name	Condom			Shukhi			IUD			Injectables			Implant		
			CBL	AMD	MOS	CBL	AMD	MOS	CBL	AMD	MOS	CBL	AMD	MOS	CBL	AMD	MOS
26	Bogura RWH	Gabtali	57,972	31,833	1.8	34,455	15,351	2.2	94	12	7.8	3,667	2,409	1.5	400	126	3.2
27	Bogura RWH	Ghoraghat	31,700	5,444	5.8	20,535	5,560	3.7	76	15	5.1	1,361	313	4.3	150	54	2.8
28	Bogura RWH	Hakimpur	24,000	7,543	3.2	11,331	3,546	3.2	78	8	9.8	1,014	243	4.2	200	43	4.7
29	Bogura RWH	Joypurhat Sadar	47,452	19,265	2.5	28,575	11,068	2.6	145	39	3.7	3,160	764	4.1	550	166	3.3
30	Bogura RWH	Kahaloo	24,996	17,571	1.4	13,800	10,718	1.3	147	29	5.1	1,453	914	1.6	300	99	3.0
31	Bogura RWH	Kalai	25,652	6,392	4.0	18,720	8,185	2.3	110	9	12.2	1,100	442	2.5	300	56	5.4
32	Bogura RWH	Khetlal	24,464	7,690	3.2	18,570	4,565	4.1	69	9	7.7	1,165	241	4.8	200	79	2.5
33	Bogura RWH	Mahadebpur	48,732	15,427	3.2	15,945	15,403	1.0	35	13	2.7	3,285	883	3.7	320	67	4.8
34	Bogura RWH	Manda	84,700	22,901	3.7	65,520	29,534	2.2	413	75	5.5	6,394	1,816	3.5	50	97	0.5
35	Bogura RWH	Nandigram	21,900	9,052	2.4	21,540	10,254	2.1	65	5	13.0	650	371	1.8	200	48	4.2
36	Bogura RWH	Naogaon Sadar	56,984	25,367	2.2	22,690	17,511	1.3	200	12	16.7	4,766	1,256	3.8	154	79	1.9
37	Bogura RWH	Niamatpur	78,312	15,515	5.0	41,070	14,318	2.9	62	15	4.1	3,020	903	3.3	350	81	4.3
38	Bogura RWH	Panchbibi	42,233	12,936	3.3	24,498	7,830	3.1	63	17	3.7	1,813	761	2.4	452	131	3.5
39	Bogura RWH	Patnitala	40,536	11,481	3.5	26,085	9,733	2.7	114	9	12.7	2,063	572	3.6	202	50	4.0
40	Bogura RWH	Porsha	35,328	10,415	3.4	23,535	8,383	2.8	51	12	4.3	1,020	511	2.0	150	17	8.8
41	Bogura RWH	Raninagar	27,708	12,853	2.2	31,170	11,926	2.6	145	5	29.0	2,403	516	4.7	250	30	8.3
42	Bogura RWH	Sapahar	60,062	10,465	5.7	26,102	9,754	2.7	100	7	14.3	1,951	1,016	1.9	50	36	1.4
43	Bogura RWH	Sariakandi	40,632	13,414	3.0	16,245	7,952	2.0	243	24	10.1	1,516	1,145	1.3	550	154	3.6
44	Bogura RWH	Shajahanpur	101,768	42,556	2.4	34,355	16,291	2.1	86	17	5.1	2,093	1,152	1.8	400	115	3.5
45	Bogura RWH	Sherpur	95,300	32,629	2.9	47,910	17,957	2.7	73	19	3.8	3,835	1,605	2.4	400	114	3.5
46	Bogura RWH	Shibganj	51,200	24,375	2.1	30,750	22,983	1.3	90	10	9.0	4,400	3,485	1.3	500	87	5.7
47	Bogura RWH	Sonatola	36,620	20,906	1.8	28,620	18,458	1.6	265	41	6.5	1,515	1,075	1.4	200	116	1.7
48	Chattogram RWH	Anowara	32,100	9,570	3.4	30,135	9,348	3.2	117	27	4.3	2,727	822	3.3	50	41	1.2
49	Chattogram RWH	Banshkhali	40,236	12,280	3.3	34,245	11,533	3.0	217	28	7.8	5,822	1,917	3.0	100	183	0.5
50	Chattogram RWH	Boalkhali	24,296	9,541	2.5	24,299	9,680	2.5	95	26	3.7	1,244	476	2.6	200	41	4.9

SL	Warehouse Name	Upazila Name	Condom			Shukhi			IUD			Injectables			Implant		
			CBL	AMD	MOS	CBL	AMD	MOS	CBL	AMD	MOS	CBL	AMD	MOS	CBL	AMD	MOS
51	Chattogram RWH	Chakaria	23,844	16,664	1.4	19,030	14,579	1.3	147	58	2.5	5,424	3,351	1.6	300	127	2.4
52	Chattogram RWH	Chandanaish	16,500	8,191	2.0	11,340	7,301	1.6	66	35	1.9	1,367	771	1.8	101	57	1.8
53	Chattogram RWH	Cox's Bazar Sadar	75,396	27,175	2.8	36,285	15,736	2.3	482	68	7.1	6,960	3,140	2.2	1,015	96	10.6
54	Chattogram RWH	Dighinala	27,516	8,450	3.3	24,945	8,206	3.0	104	19	5.5	2,195	866	2.5	150	54	2.8
55	Chattogram RWH	Double Mooring	99,288	47,877	2.1	19,860	11,151	1.8	414	200	2.1	6,059	3,504	1.7	580	199	2.9
56	Chattogram RWH	Fatikchhari	36,300	21,655	1.7	19,250	16,325	1.2	119	31	3.8	3,009	2,032	1.5	150	231	0.6
57	Chattogram RWH	Hathazari	42,729	29,710	1.4	19,360	16,352	1.2	130	30	4.3	1,762	1,184	1.5	200	60	3.3
58	Chattogram RWH	Khagrachhari Sadar	18,992	5,659	3.4	19,860	5,983	3.3	210	67	3.1	2,326	674	3.5	80	18	4.4
59	Chattogram RWH	Kutubdia	19,884	2,395	8.3	20,085	2,666	7.5	263	16	16.4	10,885	906	12.0	1,000	160	6.3
60	Chattogram RWH	Lakshmichhari	15,012	1,084	13.8	5,655	1,991	2.8	41	9	4.6	231	102	2.3	50	16	3.1
61	Chattogram RWH	Lohagara	8,650	6,431	1.3	7,800	7,665	1.0	153	16	9.6	1,321	1,304	1.0	250	40	6.3
62	Chattogram RWH	Mahalchhari	10,532	3,094	3.4	13,350	4,099	3.3	49	6	8.2	839	251	3.3	110	45	2.4
63	Chattogram RWH	Maheshkhali	8,460	7,798	1.1	17,690	16,256	1.1	47	44	1.1	2,987	3,017	1.0	128	99	1.3
64	Chattogram RWH	Manikchhari	4,184	1,051	4.0	3,435	1,703	2.0	69	4	17.3	647	433	1.5	120	18	6.7
65	Chattogram RWH	Matiranga	10,000	8,422	1.2	8,170	7,268	1.1	150	32	4.7	1,171	889	1.3	402	65	6.2
66	Chattogram RWH	Mirsharai	32,976	12,516	2.6	30,199	12,446	2.4	186	50	3.7	4,973	1,944	2.6	400	77	5.2
67	Chattogram RWH	Panchhari	11,224	2,969	3.8	9,465	4,158	2.3	68	6	11.3	386	188	2.1	150	24	6.3
68	Chattogram RWH	Panchlaish	56,648	36,289	1.6	17,190	8,974	1.9	315	128	2.5	4,846	2,711	1.8	29	108	0.3
69	Chattogram RWH	Patiya	43,900	19,910	2.2	36,195	17,642	2.1	270	132	2.0	3,690	2,013	1.8	220	122	1.8
70	Chattogram RWH	Pekua	3,600	7,153	0.5	6,240	6,518	1.0	90	22	4.1	2,121	2,244	0.9	100	70	1.4
71	Chattogram RWH	Ramgarh	9,616	3,511	2.7	10,845	4,377	2.5	22	4	5.5	694	246	2.8	110	43	2.6
72	Chattogram RWH	Ramu	10,060	8,193	1.2	9,300	6,548	1.4	72	34	2.1	3,006	2,154	1.4	150	88	1.7
73	Chattogram RWH	Rangunia	63,220	18,817	3.4	38,295	12,000	3.2	217	55	3.9	4,692	1,546	3.0	100	48	2.1
74	Chattogram RWH	Raozan	35,970	14,196	2.5	23,715	11,196	2.1	165	62	2.7	2,695	1,182	2.3	900	147	6.1
75	Chattogram RWH	Sandwip	18,262	9,257	2.0	10,815	11,070	1.0	114	33	3.5	6,136	1,139	5.4	50	92	0.5

SL	Warehouse Name	Upazila Name	Condom			Shukhi			IUD			Injectables			Implant		
			CBL	AMD	MOS	CBL	AMD	MOS	CBL	AMD	MOS	CBL	AMD	MOS	CBL	AMD	MOS
76	Chattogram RWH	Satkania	21,576	11,110	1.9	13,530	8,966	1.5	103	22	4.7	1,232	788	1.6	250	62	4.0
77	Chattogram RWH	Sitakunda	42,596	17,264	2.5	26,340	11,452	2.3	193	43	4.5	3,824	1,557	2.5	200	44	4.5
78	Chattogram RWH	Teknaf	80,752	27,472	2.9	41,200	13,952	3.0	158	48	3.3	12,576	4,413	2.8	420	111	3.8
79	Chattogram RWH	Ukhia	56,884	6,261	9.1	17,470	6,222	2.8	251	27	9.3	3,680	1,523	2.4	400	62	6.5
80	Cumilla RWH	Akhaura	30,200	7,521	4.0	20,826	5,022	4.1	118	9	13.1	1,343	733	1.8	60	27	2.2
81	Cumilla RWH	Ashuganj	68,100	14,080	4.8	26,650	6,226	4.3	195	23	8.5	4,782	760	6.3	200	56	3.6
82	Cumilla RWH	Banchhampur	81,600	15,982	5.1	45,975	8,062	5.7	167	32	5.2	4,959	1,630	3.0	300	153	2.0
83	Cumilla RWH	Barura	75,124	15,510	4.8	60,005	16,661	3.6	234	43	5.4	9,195	2,821	3.3	300	54	5.6
84	Cumilla RWH	Bijoyagar	40,908	14,072	2.9	20,656	9,168	2.3	89	20	4.5	704	1,520	0.5	400	50	8.0
85	Cumilla RWH	Brahman Para	29,700	6,372	4.7	26,170	6,819	3.8	107	21	5.1	407	652	0.6	11	50	0.2
86	Cumilla RWH	Brahmanbaria Sadar	101,560	23,990	4.2	79,245	9,618	8.2	187	48	3.9	3,206	2,233	1.4	15	102	0.1
87	Cumilla RWH	Burichang	53,600	21,822	2.5	13,255	14,330	0.9	75	49	1.5	669	1,791	0.4	200	101	2.0
88	Cumilla RWH	Chandina	83,376	15,902	5.2	32,735	13,736	2.4	142	35	4.1	5,745	2,600	2.2	100	47	2.1
89	Cumilla RWH	Chandpur Sadar	69,700	12,863	5.4	53,275	11,982	4.4	255	101	2.5	6,648	2,352	2.8	290	143	2.0
90	Cumilla RWH	Chauddagam	71,136	17,631	4.0	67,425	14,836	4.5	373	30	12.4	9,025	3,412	2.6	200	49	4.1
91	Cumilla RWH	Cumilla Adarsha Sadar	107,400	39,177	2.7	35,335	15,567	2.3	256	115	2.2	2,213	2,957	0.7	360	143	2.5
92	Cumilla RWH	Cumilla Sadar Dakshin	42,000	17,238	2.4	28,695	14,836	1.9	221	34	6.5	4,600	2,640	1.7	190	37	5.1
93	Cumilla RWH	Daudkandi	70,728	10,400	6.8	38,580	8,123	4.7	367	58	6.3	3,480	1,560	2.2	100	41	2.4
94	Cumilla RWH	Debidwar	121,500	17,589	6.9	58,745	14,715	4.0	331	115	2.9	6,364	2,649	2.4	200	46	4.3
95	Cumilla RWH	Faridganj	98,700	11,451	8.6	65,265	9,864	6.6	190	65	2.9	6,035	2,618	2.3	350	149	2.3
96	Cumilla RWH	Haim Char	19,100	2,582	7.4	25,020	3,945	6.3	136	6	22.7	3,521	433	8.1	100	29	3.4
97	Cumilla RWH	Hajiganj	66,700	6,699	10.0	36,675	9,773	3.8	246	34	7.2	2,427	1,851	1.3	300	76	3.9
98	Cumilla RWH	Homna	72,152	14,293	5.0	42,900	6,832	6.3	186	25	7.4	6,235	1,171	5.3	222	37	6.0
99	Cumilla RWH	Kachua	101,248	14,428	7.0	44,985	11,937	3.8	247	43	5.7	3,782	3,595	1.1	200	62	3.2
100	Cumilla RWH	Kasba	67,400	18,571	3.6	47,385	11,032	4.3	79	23	3.4	1,479	1,086	1.4	50	66	0.8

SL	Warehouse Name	Upazila Name	Condom			Shukhi			IUD			Injectables			Implant		
			CBL	AMD	MOS	CBL	AMD	MOS	CBL	AMD	MOS	CBL	AMD	MOS	CBL	AMD	MOS
101	Cumilla RWH	Laksam	47,100	11,637	4.0	34,995	7,774	4.5	158	33	4.8	2,616	1,634	1.6	160	45	3.6
102	Cumilla RWH	Manoharganj	48,600	9,225	5.3	37,800	7,351	5.1	100	10	10.0	2,641	1,126	2.3	100	31	3.2
103	Cumilla RWH	Matlab Dakshin	52,000	11,683	4.5	28,617	6,694	4.3	242	27	9.0	2,337	1,708	1.4	165	55	3.0
104	Cumilla RWH	Matlab Uttar	38,100	15,952	2.4	42,970	10,005	4.3	175	55	3.2	2,449	1,369	1.8	100	113	0.9
105	Cumilla RWH	Meghna	39,800	4,824	8.3	28,875	3,817	7.6	98	13	7.5	2,588	770	3.4	245	60	4.1
106	Cumilla RWH	Muradnagar	71,664	34,751	2.1	38,685	17,310	2.2	196	66	3.0	3,626	2,863	1.3	400	83	4.8
107	Cumilla RWH	Nabinagar	99,980	25,465	3.9	19,035	14,462	1.3	21	13	1.6	3,156	1,635	1.9	200	111	1.8
108	Cumilla RWH	Nangalkot	60,900	21,384	2.8	35,515	9,352	3.8	179	34	5.3	2,808	2,431	1.2	100	84	1.2
109	Cumilla RWH	Nasirnagar	65,805	14,375	4.6	37,330	11,507	3.2	160	28	5.7	2,146	1,098	2.0	250	74	3.4
110	Cumilla RWH	Sarail	71,600	14,068	5.1	41,580	8,622	4.8	135	23	5.9	2,678	1,565	1.7	250	89	2.8
111	Cumilla RWH	Shahrasti	21,600	3,969	5.4	32,025	6,095	5.3	223	17	13.1	6,969	1,832	3.8	200	53	3.8
112	Cumilla RWH	Titas	74,748	7,164	10.4	37,185	3,407	10.9	129	44	2.9	2,837	1,383	2.1	217	32	6.8
113	Dhaka CWH	Araihazar	34,800	12,861	2.7	41,295	20,866	2.0	105	40	2.6	4,000	2,195	1.8	0	97	0.0
114	Dhaka CWH	Bandar	47,952	39,437	1.2	20,275	16,396	1.2	49	33	1.5	2,392	2,184	1.1	120	72	1.7
115	Dhaka CWH	Belabo	28,572	10,631	2.7	21,885	9,411	2.3	48	19	2.5	2,145	945	2.3	100	65	1.5
116	Dhaka CWH	Daulatpur	19,336	12,235	1.6	12,015	9,820	1.2	109	9	12.1	1,015	1,023	1.0	60	66	0.9
117	Dhaka CWH	Dhamrai	52,300	23,512	2.2	32,941	20,274	1.6	283	108	2.6	3,352	1,409	2.4	350	62	5.6
118	Dhaka CWH	Dohar	18,584	11,203	1.7	8,658	5,966	1.5	47	16	2.9	861	546	1.6	100	42	2.4
119	Dhaka CWH	Gazaria	15,236	8,450	1.8	14,915	7,450	2.0	59	9	6.6	1,084	516	2.1	81	38	2.1
120	Dhaka CWH	Gazipur Sadar	54,408	41,514	1.3	32,790	21,023	1.6	113	35	3.2	4,171	1,640	2.5	0	75	0.0
121	Dhaka CWH	Ghior	24,492	17,567	1.4	11,040	8,426	1.3	129	13	9.9	1,324	863	1.5	200	44	4.5
122	Dhaka CWH	Harirampur	38,568	16,352	2.4	11,880	5,623	2.1	178	7	25.4	867	362	2.4	0	65	0.0
123	Dhaka CWH	Kaliakair	54,356	24,076	2.3	39,950	18,318	2.2	64	21	3.0	1,698	764	2.2	0	58	0.0
124	Dhaka CWH	Kaliganj	28,772	25,353	1.1	15,300	14,942	1.0	199	9	22.1	1,371	1,216	1.1	300	28	10.7
125	Dhaka CWH	Kapasia	38,364	15,709	2.4	25,905	11,444	2.3	66	9	7.3	1,430	600	2.4	50	60	0.8

SL	Warehouse Name	Upazila Name	Condom			Shukhi			IUD			Injectables			Implant		
			CBL	AMD	MOS	CBL	AMD	MOS	CBL	AMD	MOS	CBL	AMD	MOS	CBL	AMD	MOS
126	Dhaka CWH	Keraniganj	71,368	42,219	1.7	51,900	23,732	2.2	376	84	4.5	5,736	2,857	2.0	456	98	4.7
127	Dhaka CWH	Lohajang	14,540	9,389	1.5	6,570	5,382	1.2	41	19	2.2	1,239	537	2.3	100	49	2.0
128	Dhaka CWH	Manikganj Sadar	55,500	35,531	1.6	30,345	12,769	2.4	158	21	7.5	3,277	1,475	2.2	100	86	1.2
129	Dhaka CWH	Manohardi	35,100	21,304	1.6	14,070	11,210	1.3	131	34	3.9	3,087	1,926	1.6	0	30	0.0
130	Dhaka CWH	Mirpur	1,240	139,873	0.0	3,750	31,130	0.1	790	283	2.8	8,936	7,984	1.1	170	319	0.5
131	Dhaka CWH	Munshiganj Sadar	60,852	26,571	2.3	34,707	16,387	2.1	70	25	2.8	2,537	1,484	1.7	50	54	0.9
132	Dhaka CWH	Narayanganj Sadar	32,316	81,058	0.4	43,390	46,921	0.9	270	68	4.0	9,609	7,656	1.3	125	148	0.8
133	Dhaka CWH	Narsingdi Sadar	120,131	70,625	1.7	27,248	64,382	0.4	238	87	2.7	15,534	11,469	1.4	0	117	0.0
134	Dhaka CWH	Nawabganj	49,988	21,926	2.3	24,816	11,993	2.1	236	17	13.9	1,940	876	2.2	400	57	7.0
135	Dhaka CWH	Palash	25,200	10,570	2.4	22,665	10,076	2.2	60	19	3.2	2,458	1,100	2.2	0	48	0.0
136	Dhaka CWH	Roypura	104,916	49,782	2.1	41,880	21,088	2.0	212	78	2.7	16,133	5,665	2.8	528	35	15.1
137	Dhaka CWH	Rupganj	24,904	35,212	0.7	32,320	30,519	1.1	128	47	2.7	3,292	2,926	1.1	0	76	0.0
138	Dhaka CWH	Saturia	2,300	9,752	0.2	5,115	7,709	0.7	79	18	4.4	1,140	625	1.8	100	61	1.6
139	Dhaka CWH	Savar	181,500	68,238	2.7	42,796	30,035	1.4	264	112	2.4	7,657	3,525	2.2	850	124	6.9
140	Dhaka CWH	Serajdikhan	20,936	16,160	1.3	22,285	14,767	1.5	94	37	2.5	2,297	1,291	1.8	200	55	3.6
141	Dhaka CWH	Shibalaya	19,800	17,436	1.1	15,810	8,470	1.9	47	14	3.4	2,670	1,487	1.8	350	59	5.9
142	Dhaka CWH	Shibpur	31,576	20,383	1.5	20,865	14,534	1.4	81	25	3.2	2,540	1,645	1.5	0	73	0.0
143	Dhaka CWH	Singair	35,916	24,563	1.5	17,840	12,750	1.4	105	16	6.6	1,272	843	1.5	10	69	0.1
144	Dhaka CWH	Sonargaon	34,288	28,049	1.2	22,020	20,811	1.1	157	49	3.2	3,223	2,764	1.2	100	62	1.6
145	Dhaka CWH	Sreenagar	69,760	23,691	2.9	32,345	13,711	2.4	330	30	11.0	3,074	1,067	2.9	600	39	15.4
146	Dhaka CWH	Sreepur	40,560	29,428	1.4	23,145	25,017	0.9	160	26	6.2	3,999	1,778	2.2	0	100	0.0
147	Dhaka CWH	Tejgaon	386,400	199,278	1.9	235,800	83,262	2.8	1,305	397	3.3	38,150	12,394	3.1	1,065	324	3.3
148	Dhaka CWH	Tongi	53,302	22,677	2.4	18,480	7,065	2.6	108	50	2.2	2,450	669	3.7	610	66	9.2
149	Dhaka CWH	Tongibari	23,104	11,364	2.0	17,790	9,045	2.0	74	7	10.6	818	402	2.0	300	27	11.1
150	Dinajpur RWH	Atwari	32,756	4,477	7.3	30,147	8,315	3.6	68	9	7.6	1,492	963	1.5	0	36	0.0

SL	Warehouse Name	Upazila Name	Condom			Shukhi			IUD			Injectables			Implant		
			CBL	AMD	MOS	CBL	AMD	MOS	CBL	AMD	MOS	CBL	AMD	MOS	CBL	AMD	MOS
151	Dinajpur RWH	Baliadangi	22,000	3,852	5.7	44,655	8,225	5.4	51	7	7.3	1,595	1,793	0.9	0	36	0.0
152	Dinajpur RWH	Biral	16,626	8,355	2.0	46,635	11,015	4.2	54	18	3.0	1,533	1,076	1.4	310	95	3.3
153	Dinajpur RWH	Birampur	18,600	6,000	3.1	63,405	5,461	11.6	17	15	1.1	829	264	3.1	20	41	0.5
154	Dinajpur RWH	Birganj	31,932	10,627	3.0	31,320	18,620	1.7	186	38	4.9	4,369	1,553	2.8	250	146	1.7
155	Dinajpur RWH	Bochaganj	22,774	5,546	4.1	35,760	8,390	4.3	101	24	4.2	979	598	1.6	400	86	4.7
156	Dinajpur RWH	Boda	27,600	9,459	2.9	21,105	17,840	1.2	63	10	6.3	5,401	2,383	2.3	0	105	0.0
157	Dinajpur RWH	Chirirbandar	21,714	7,156	3.0	38,145	13,506	2.8	49	14	3.5	2,806	1,042	2.7	50	119	0.4
158	Dinajpur RWH	Debiganj	35,100	10,633	3.3	32,760	23,238	1.4	76	27	2.8	8,553	3,443	2.5	0	69	0.0
159	Dinajpur RWH	Dinajpur Sadar	55,600	23,647	2.4	55,905	18,470	3.0	163	29	5.6	6,693	2,409	2.8	50	262	0.2
160	Dinajpur RWH	Fulbari	13,260	5,068	2.6	52,905	5,193	10.2	62	14	4.4	841	225	3.7	100	72	1.4
161	Dinajpur RWH	Haripur	23,600	9,708	2.4	22,215	9,869	2.3	8	10	0.8	2,603	1,446	1.8	0	18	0.0
162	Dinajpur RWH	Kaharole	16,300	3,623	4.5	25,865	9,155	2.8	85	20	4.3	1,083	623	1.7	200	105	1.9
163	Dinajpur RWH	Khansama	25,788	4,211	6.1	29,928	12,799	2.3	0	22	0.0	865	1,107	0.8	10	99	0.1
164	Dinajpur RWH	Nawabganj	20,900	8,646	2.4	26,220	11,498	2.3	83	6	13.8	1,830	1,152	1.6	0	40	0.0
165	Dinajpur RWH	Panchagarh Sadar	18,256	9,994	1.8	21,042	14,309	1.5	73	15	4.9	3,803	2,022	1.9	0	74	0.0
166	Dinajpur RWH	Parbatipur	54,900	19,577	2.8	32,963	19,274	1.7	155	41	3.8	4,632	1,831	2.5	350	103	3.4
167	Dinajpur RWH	Pirganj	35,500	5,765	6.2	53,660	9,608	5.6	62	21	3.0	6,630	1,078	6.2	200	44	4.5
168	Dinajpur RWH	Ranisankail	20,220	4,698	4.3	34,245	11,206	3.1	49	10	4.9	1,723	1,010	1.7	0	52	0.0
169	Dinajpur RWH	Tentulia	8,644	5,928	1.5	3,885	7,590	0.5	34	12	2.8	1,886	536	3.5	50	26	1.9
170	Dinajpur RWH	Thakurgaon Sadar	55,996	19,983	2.8	64,080	27,209	2.4	195	39	5.0	13,732	5,321	2.6	0	146	0.0
171	Faridpur RWH	Agailjhara	25,222	6,393	3.9	21,297	7,197	3.0	80	13	6.2	2,194	613	3.6	100	37	2.7
172	Faridpur RWH	Alfadanga	79,500	4,294	18.5	5,610	2,647	2.1	13	7	1.9	1,017	442	2.3	300	69	4.3
173	Faridpur RWH	Babuganj	17,100	5,452	3.1	17,835	6,008	3.0	123	19	6.5	2,148	558	3.8	0	42	0.0
174	Faridpur RWH	Baliakandi	65,874	24,910	2.6	27,753	11,090	2.5	134	28	4.8	4,357	1,220	3.6	350	74	4.7
175	Faridpur RWH	Banari Para	14,620	6,047	2.4	16,440	7,272	2.3	30	9	3.3	850	563	1.5	250	44	5.7

SL	Warehouse Name	Upazila Name	Condom			Shukhi			IUD			Injectables			Implant		
			CBL	AMD	MOS	CBL	AMD	MOS	CBL	AMD	MOS	CBL	AMD	MOS	CBL	AMD	MOS
176	Faridpur RWH	Barishal Sadar (kotwali)	57,888	27,203	2.1	45,855	14,392	3.2	168	69	2.4	8,559	3,146	2.7	406	130	3.1
177	Faridpur RWH	Bhanga	77,880	24,581	3.2	28,777	13,385	2.1	211	81	2.6	1,841	752	2.4	300	111	2.7
178	Faridpur RWH	Bhedarganj	44,440	9,802	4.5	21,990	7,730	2.8	93	24	3.9	5,982	1,462	4.1	100	55	1.8
179	Faridpur RWH	Boalmari	70,596	15,247	4.6	33,225	11,116	3.0	93	16	5.8	3,710	1,196	3.1	200	115	1.7
180	Faridpur RWH	Char Bhadrasan	19,908	5,669	3.5	4,659	1,269	3.7	84	13	6.5	586	131	4.5	150	33	4.5
181	Faridpur RWH	Damudya	18,324	4,335	4.2	11,550	2,560	4.5	48	12	4.0	2,303	308	7.5	100	15	6.7
182	Faridpur RWH	Faridpur Sadar	63,711	48,778	1.3	1,275	17,133	0.1	54	74	0.7	5,070	2,889	1.8	500	219	2.3
183	Faridpur RWH	Gaurnadi	32,600	8,488	3.8	38,295	9,574	4.0	119	18	6.6	4,287	1,003	4.3	150	42	3.6
184	Faridpur RWH	Goalanda	140,676	36,278	3.9	15,540	5,335	2.9	53	7	7.6	2,783	1,170	2.4	50	59	0.8
185	Faridpur RWH	Gopalganj Sadar	113,735	27,750	4.1	39,112	13,983	2.8	112	54	2.1	2,806	1,115	2.5	400	94	4.3
186	Faridpur RWH	Gosairhat	50,940	9,351	5.4	27,165	6,514	4.2	181	42	4.3	4,545	928	4.9	150	16	9.4
187	Faridpur RWH	Jhalokati Sadar	20,000	7,726	2.6	9,225	7,143	1.3	0	19	0.0	1,549	749	2.1	100	70	1.4
188	Faridpur RWH	Kalkini	48,800	14,056	3.5	26,025	11,928	2.2	95	32	3.0	3,345	1,149	2.9	322	78	4.1
189	Faridpur RWH	Kashiani	79,264	15,383	5.2	33,740	9,362	3.6	65	12	5.4	2,831	741	3.8	200	56	3.6
190	Faridpur RWH	Kotalipara	28,700	10,985	2.6	34,260	14,588	2.3	35	11	3.2	1,850	683	2.7	150	68	2.2
191	Faridpur RWH	Madaripur Sadar	64,436	18,890	3.4	34,750	19,297	1.8	294	86	3.4	13,193	4,208	3.1	350	100	3.5
192	Faridpur RWH	Madhukhali	47,024	14,378	3.3	26,505	11,851	2.2	222	43	5.2	4,072	1,252	3.3	400	106	3.8
193	Faridpur RWH	Muksudpur	112,855	22,820	4.9	34,596	21,013	1.6	63	18	3.5	4,663	1,795	2.6	100	71	1.4
194	Faridpur RWH	Nagarkanda	49,044	15,413	3.2	25,260	9,271	2.7	148	42	3.5	2,475	527	4.7	300	71	4.2
195	Faridpur RWH	Naria	35,928	10,288	3.5	18,780	8,857	2.1	1	13	0.1	3,012	714	4.2	100	46	2.2
196	Faridpur RWH	Nesarabad (swarupkati)	34,948	18,192	1.9	19,860	12,923	1.5	41	27	1.5	2,154	1,208	1.8	200	85	2.4
197	Faridpur RWH	Pangsha	141,400	31,201	4.5	56,340	18,919	3.0	62	27	2.3	8,923	2,082	4.3	600	163	3.7
198	Faridpur RWH	Rajbari Sadar	164,720	29,543	5.6	40,755	11,543	3.5	453	122	3.7	8,780	1,960	4.5	350	181	1.9
199	Faridpur RWH	Rajoir	40,372	13,097	3.1	22,251	12,196	1.8	48	9	5.3	3,590	1,101	3.3	200	50	4.0
200	Faridpur RWH	Sadarpur	42,588	16,958	2.5	19,620	6,973	2.8	74	27	2.7	1,677	547	3.1	130	59	2.2

SL	Warehouse Name	Upazila Name	Condom			Shukhi			IUD			Injectables			Implant		
			CBL	AMD	MOS	CBL	AMD	MOS	CBL	AMD	MOS	CBL	AMD	MOS	CBL	AMD	MOS
201	Faridpur RWH	Saltha	61,068	10,061	6.1	32,415	7,356	4.4	106	16	6.6	2,682	562	4.8	150	51	2.9
202	Faridpur RWH	Shariatpur Sadar	25,216	10,031	2.5	9,525	7,167	1.3	168	47	3.6	2,302	709	3.2	100	61	1.6
203	Faridpur RWH	Shib Char	65,104	18,688	3.5	41,880	14,101	3.0	139	43	3.2	8,180	1,846	4.4	144	84	1.7
204	Faridpur RWH	Tungipara	39,048	7,378	5.3	30,165	3,776	8.0	29	10	2.9	2,839	377	7.5	100	40	2.5
205	Faridpur RWH	Wazirpur	34,908	8,121	4.3	26,340	10,352	2.5	86	14	6.1	2,583	761	3.4	122	81	1.5
206	Faridpur RWH	Zanjira	74,240	14,671	5.1	23,845	6,994	3.4	97	18	5.4	3,198	707	4.5	354	63	5.6
207	Jamalpur RWH	Bakshiganj	61,500	24,582	2.5	26,785	9,725	2.8	27	10	2.7	2,060	915	2.3	210	62	3.4
208	Jamalpur RWH	Char Rajibpur	29,700	15,446	1.9	7,847	4,110	1.9	19	2	9.5	1,687	874	1.9	105	29	3.6
209	Jamalpur RWH	Dewanganj	46,580	22,841	2.0	25,845	14,188	1.8	23	14	1.6	4,775	2,604	1.8	250	100	2.5
210	Jamalpur RWH	Islampur	58,872	29,592	2.0	44,359	20,886	2.1	172	37	4.6	3,750	1,794	2.1	100	84	1.2
211	Jamalpur RWH	Jamalpur Sadar	79,288	41,920	1.9	75,850	36,250	2.1	174	43	4.0	9,048	4,106	2.2	100	103	1.0
212	Jamalpur RWH	Jhenaigati	40,520	13,808	2.9	46,795	15,739	3.0	77	10	7.7	2,679	1,394	1.9	100	60	1.7
213	Jamalpur RWH	Madarganj	49,100	13,324	3.7	41,040	11,612	3.5	95	31	3.1	2,800	779	3.6	100	119	0.8
214	Jamalpur RWH	Melandaha	57,300	23,336	2.5	32,400	17,851	1.8	140	27	5.2	5,250	2,149	2.4	100	79	1.3
215	Jamalpur RWH	Nakla	31,932	11,018	2.9	33,430	11,457	2.9	63	14	4.5	2,502	1,258	2.0	101	92	1.1
216	Jamalpur RWH	Nalitabari	47,172	19,883	2.4	37,545	16,497	2.3	44	12	3.7	3,479	1,408	2.5	200	79	2.5
217	Jamalpur RWH	Raumari	37,778	18,117	2.1	19,935	9,192	2.2	65	12	5.4	2,759	1,367	2.0	100	32	3.1
218	Jamalpur RWH	Sarishabari	65,718	28,188	2.3	39,205	17,098	2.3	113	45	2.5	3,876	1,704	2.3	50	61	0.8
219	Jamalpur RWH	Sherpur Sadar	86,000	35,170	2.4	75,320	33,304	2.3	87	21	4.1	15,410	5,521	2.8	150	162	0.9
220	Jamalpur RWH	Sreebardi	78,660	16,043	4.9	66,405	13,960	4.8	14	8	1.8	2,729	851	3.2	150	98	1.5
221	Jashore RWH	Abhaynagar	25,500	18,585	1.4	12,330	9,402	1.3	134	15	8.9	2,769	1,913	1.4	50	69	0.7
222	Jashore RWH	Bagher Para	45,728	17,543	2.6	24,795	11,062	2.2	98	24	4.1	3,386	1,522	2.2	450	86	5.2
223	Jashore RWH	Chaugachha	26,900	20,930	1.3	10,725	9,731	1.1	79	18	4.4	1,330	928	1.4	349	55	6.3
224	Jashore RWH	Harinakunda	14,040	9,178	1.5	12,885	11,053	1.2	112	11	10.2	1,090	850	1.3	200	61	3.3
225	Jashore RWH	Jashore Sadar	116,300	77,504	1.5	51,945	39,850	1.3	148	47	3.1	7,536	6,237	1.2	70	152	0.5

SL	Warehouse Name	Upazila Name	Condom			Shukhi			IUD			Injectables			Implant		
			CBL	AMD	MOS	CBL	AMD	MOS	CBL	AMD	MOS	CBL	AMD	MOS	CBL	AMD	MOS
226	Jashore RWH	Jhenaidah Sadar	33,155	22,234	1.5	16,560	14,420	1.1	66	59	1.1	2,675	2,000	1.3	400	98	4.1
227	Jashore RWH	Jhikargachha	27,200	20,495	1.3	13,350	9,959	1.3	60	20	3.0	3,000	1,558	1.9	2	47	0.0
228	Jashore RWH	Kalia	26,500	18,326	1.4	11,145	8,927	1.2	117	11	10.6	1,028	544	1.9	788	36	21.9
229	Jashore RWH	Kaliganj	24,400	15,946	1.5	13,710	10,917	1.3	91	13	7.0	1,340	730	1.8	202	71	2.8
230	Jashore RWH	Keshabpur	14,800	15,145	1.0	11,565	9,194	1.3	85	15	5.7	1,981	1,686	1.2	54	76	0.7
231	Jashore RWH	Kotchandpur	14,200	7,812	1.8	6,945	5,161	1.3	35	8	4.4	600	609	1.0	250	40	6.3
232	Jashore RWH	Lohagara	7,344	18,472	0.4	4,350	10,040	0.4	138	39	3.5	1,045	1,358	0.8	750	69	10.9
233	Jashore RWH	Magura Sadar	41,100	23,744	1.7	23,485	19,029	1.2	49	58	0.8	4,576	2,646	1.7	100	122	0.8
234	Jashore RWH	Maheshpur	23,100	15,719	1.5	11,610	8,817	1.3	130	33	3.9	2,800	2,458	1.1	100	59	1.7
235	Jashore RWH	Manirampur	31,300	28,278	1.1	19,470	16,442	1.2	76	20	3.8	6,705	5,524	1.2	400	95	4.2
236	Jashore RWH	Mohammadpur	3,604	9,972	0.4	10,545	9,153	1.2	97	16	6.1	1,003	795	1.3	50	60	0.8
237	Jashore RWH	Narail Sadar	39,001	24,860	1.6	12,230	15,914	0.8	135	28	4.8	2,638	1,571	1.7	50	105	0.5
238	Jashore RWH	Shailkupa	34,860	24,216	1.4	17,910	16,327	1.1	54	17	3.2	1,782	1,469	1.2	150	120	1.3
239	Jashore RWH	Shalikhha	7,800	7,096	1.1	7,620	7,685	1.0	45	16	2.8	479	602	0.8	200	52	3.8
240	Jashore RWH	Sharsha	34,408	34,061	1.0	15,255	13,228	1.2	84	20	4.2	2,110	2,345	0.9	50	91	0.5
241	Jashore RWH	Sreepur	14,940	12,101	1.2	9,480	8,399	1.1	35	29	1.2	917	779	1.2	422	71	5.9
242	Khulna RWH	Assasuni	51,600	15,936	3.2	15,675	22,319	0.7	37	9	4.1	1,560	1,319	1.2	0	48	0.0
243	Khulna RWH	Bagerhat Sadar	59,364	19,501	3.0	36,210	12,146	3.0	58	18	3.2	3,943	1,133	3.5	150	68	2.2
244	Khulna RWH	Batiaghata	32,100	12,796	2.5	26,100	9,639	2.7	143	8	17.9	2,250	760	3.0	100	49	2.0
245	Khulna RWH	Bhandaria	23,908	11,373	2.1	23,520	7,122	3.3	109	18	6.1	1,882	1,026	1.8	100	35	2.9
246	Khulna RWH	Chitalmari	22,300	19,779	1.1	19,350	9,812	2.0	32	4	8.0	2,533	1,321	1.9	100	37	2.7
247	Khulna RWH	Dacope	28,352	7,042	4.0	18,240	7,886	2.3	35	6	5.8	1,390	506	2.7	150	93	1.6
248	Khulna RWH	Daulatpur	172,800	45,304	3.8	42,945	13,819	3.1	150	21	7.1	5,400	2,863	1.9	0	52	0.0
249	Khulna RWH	Debhata	30,900	12,342	2.5	12,165	6,547	1.9	41	5	8.2	1,499	430	3.5	100	17	5.9
250	Khulna RWH	Dumuria	122,800	29,231	4.2	53,343	19,277	2.8	217	50	4.3	5,195	2,174	2.4	300	109	2.8

SL	Warehouse Name	Upazila Name	Condom			Shukhi			IUD			Injectables			Implant		
			CBL	AMD	MOS	CBL	AMD	MOS	CBL	AMD	MOS	CBL	AMD	MOS	CBL	AMD	MOS
251	Khulna RWH	Fakirhat	31,400	9,097	3.5	14,100	5,799	2.4	36	8	4.5	1,484	556	2.7	0	31	0.0
252	Khulna RWH	Indurkani	18,560	4,109	4.5	8,880	4,313	2.1	33	9	3.7	1,444	535	2.7	100	29	3.4
253	Khulna RWH	Kachua	22,952	7,216	3.2	21,180	5,748	3.7	28	7	4.0	2,051	497	4.1	100	27	3.7
254	Khulna RWH	Kalaroa	96,924	24,229	4.0	29,355	7,971	3.7	54	4	13.5	2,610	1,052	2.5	80	37	2.2
255	Khulna RWH	Kaliganj	70,800	24,199	2.9	38,100	17,929	2.1	77	11	7.0	2,019	1,355	1.5	200	30	6.7
256	Khulna RWH	Kanthalia	36,057	4,037	8.9	26,370	4,401	6.0	33	6	5.5	2,992	699	4.3	50	17	2.9
257	Khulna RWH	Kawkhali	10,100	5,082	2.0	10,790	3,397	3.2	75	18	4.2	960	347	2.8	50	21	2.4
258	Khulna RWH	Khulna Sadar	122,560	89,837	1.4	41,535	31,833	1.3	847	150	5.6	7,333	5,959	1.2	139	40	3.5
259	Khulna RWH	Koyra	36,000	13,637	2.6	25,650	16,198	1.6	17	13	1.3	2,329	653	3.6	200	66	3.0
260	Khulna RWH	Mathbaria	65,748	15,481	4.2	49,245	16,796	2.9	91	26	3.5	4,465	1,608	2.8	200	62	3.2
261	Khulna RWH	Mollahat	13,536	10,847	1.2	16,590	8,676	1.9	32	7	4.6	1,132	454	2.5	0	53	0.0
262	Khulna RWH	Mongla	18,956	13,430	1.4	21,855	6,811	3.2	100	16	6.3	1,461	685	2.1	50	37	1.4
263	Khulna RWH	Morrelganj	77,420	15,123	5.1	54,840	15,908	3.4	183	46	4.0	4,873	1,382	3.5	150	87	1.7
264	Khulna RWH	Nazirpur	33,936	13,854	2.4	23,190	10,264	2.3	78	27	2.9	2,050	1,235	1.7	150	42	3.6
265	Khulna RWH	Paikgachha	34,800	13,569	2.6	30,960	15,821	2.0	43	17	2.5	2,000	910	2.2	0	69	0.0
266	Khulna RWH	Phultala	32,700	13,419	2.4	13,110	4,612	2.8	45	32	1.4	2,120	610	3.5	0	56	0.0
267	Khulna RWH	Pirojpur Sadar	55,324	8,608	6.4	18,390	6,734	2.7	149	39	3.8	3,707	782	4.7	200	53	3.8
268	Khulna RWH	Rajapur	50,152	5,179	9.7	25,380	4,000	6.3	29	5	5.8	2,744	557	4.9	75	8	9.4
269	Khulna RWH	Rampal	29,800	13,725	2.2	16,155	9,441	1.7	85	11	7.7	840	356	2.4	100	29	3.4
270	Khulna RWH	Rupsa	19,700	14,077	1.4	11,825	8,917	1.3	110	22	5.0	726	408	1.8	100	71	1.4
271	Khulna RWH	Sarankhola	36,400	8,732	4.2	27,360	5,731	4.8	80	5	16.0	3,539	1,030	3.4	0	29	0.0
272	Khulna RWH	Satkhira Sadar	110,800	44,666	2.5	27,355	18,256	1.5	87	28	3.1	5,335	3,515	1.5	100	75	1.3
273	Khulna RWH	Shyamnagar	63,972	17,513	3.7	39,210	17,752	2.2	27	11	2.5	1,755	745	2.4	100	35	2.9
274	Khulna RWH	Tala	35,692	17,985	2.0	23,925	15,765	1.5	78	54	1.4	3,939	1,974	2.0	0	54	0.0
275	Khulna RWH	Terokhada	40,500	16,344	2.5	22,455	7,201	3.1	77	7	11.0	1,349	367	3.7	100	42	2.4

SL	Warehouse Name	Upazila Name	Condom			Shukhi			IUD			Injectables			Implant		
			CBL	AMD	MOS	CBL	AMD	MOS	CBL	AMD	MOS	CBL	AMD	MOS	CBL	AMD	MOS
276	Kushtia RWH	Alamdanga	32,279	16,239	2.0	24,907	13,597	1.8	72	23	3.1	4,800	1,999	2.4	200	100	2.0
277	Kushtia RWH	Bheramara	47,300	13,759	3.4	16,140	7,013	2.3	32	8	4.0	3,270	1,023	3.2	10	43	0.2
278	Kushtia RWH	Chuadanga Sadar	59,100	24,439	2.4	17,250	10,200	1.7	87	32	2.7	6,883	3,133	2.2	500	76	6.6
279	Kushtia RWH	Damurhuda	32,540	18,556	1.8	19,035	10,421	1.8	72	19	3.8	7,518	3,219	2.3	100	91	1.1
280	Kushtia RWH	Daulatpur	63,000	38,630	1.6	28,500	19,801	1.4	31	5	6.2	8,359	3,476	2.4	100	40	2.5
281	Kushtia RWH	Gangni	45,072	23,692	1.9	17,190	9,948	1.7	50	16	3.1	8,170	3,969	2.1	52	36	1.4
282	Kushtia RWH	Jiban Nagar	20,800	8,568	2.4	13,095	7,847	1.7	78	22	3.5	3,960	1,773	2.2	200	83	2.4
283	Kushtia RWH	Khoksa	41,828	14,922	2.8	20,205	7,463	2.7	45	12	3.8	847	233	3.6	50	25	2.0
284	Kushtia RWH	Kumarkhali	42,900	25,712	1.7	18,403	13,601	1.4	30	9	3.3	5,052	2,349	2.2	50	76	0.7
285	Kushtia RWH	Kushtia Sadar	67,300	42,143	1.6	32,300	22,937	1.4	110	41	2.7	9,703	3,920	2.5	90	119	0.8
286	Kushtia RWH	Meherpur Sadar	59,272	22,552	2.6	18,165	7,203	2.5	40	8	5.0	6,794	2,438	2.8	130	31	4.2
287	Kushtia RWH	Mirpur	39,100	26,754	1.5	20,045	14,644	1.4	32	8	4.0	4,617	2,042	2.3	200	62	3.2
288	Kushtia RWH	Mujib Nagar	20,080	7,188	2.8	6,150	2,252	2.7	32	5	6.4	2,240	927	2.4	50	17	2.9
289	Mymensingh RWH	Atpara	9,600	6,727	1.4	18,560	8,311	2.2	78	7	11.1	306	736	0.4	201	59	3.4
290	Mymensingh RWH	Austagram	43,704	15,203	2.9	18,210	11,383	1.6	90	26	3.5	1,380	1,331	1.0	150	27	5.6
291	Mymensingh RWH	Bajitpur	21,448	16,861	1.3	18,840	13,281	1.4	105	21	5.0	1,211	759	1.6	100	55	1.8
292	Mymensingh RWH	Barhatta	17,820	10,806	1.6	15,540	13,258	1.2	121	5	24.2	1,544	1,396	1.1	5	37	0.1
293	Mymensingh RWH	Bhairab	52,500	28,030	1.9	42,270	19,458	2.2	198	35	5.7	4,091	1,575	2.6	100	92	1.1
294	Mymensingh RWH	Bhaluka	76,200	33,142	2.3	59,480	28,221	2.1	88	46	1.9	3,199	1,668	1.9	0	67	0.0
295	Mymensingh RWH	Dharampasha	26,456	22,008	1.2	18,075	17,596	1.0	37	14	2.6	1,205	1,943	0.6	100	143	0.7
296	Mymensingh RWH	Dhobaura	26,100	12,258	2.1	26,835	12,596	2.1	101	6	16.8	1,800	1,229	1.5	100	23	4.3
297	Mymensingh RWH	Durgapur	35,900	21,767	1.6	24,855	16,679	1.5	55	21	2.6	2,326	2,394	1.0	200	46	4.3
298	Mymensingh RWH	Fulbaria	40,520	20,825	1.9	44,595	36,804	1.2	60	36	1.7	2,009	1,405	1.4	300	51	5.9
299	Mymensingh RWH	Gaffargaon	64,008	33,745	1.9	48,180	22,848	2.1	125	17	7.4	3,679	2,067	1.8	200	72	2.8
300	Mymensingh RWH	Gauripur	15,900	14,852	1.1	24,240	21,612	1.1	37	16	2.3	2,105	1,872	1.1	200	57	3.5

SL	Warehouse Name	Upazila Name	Condom			Shukhi			IUD			Injectables			Implant		
			CBL	AMD	MOS	CBL	AMD	MOS	CBL	AMD	MOS	CBL	AMD	MOS	CBL	AMD	MOS
301	Mymensingh RWH	Haluaghat	30,470	16,585	1.8	37,290	22,499	1.7	144	28	5.1	2,722	1,529	1.8	0	69	0.0
302	Mymensingh RWH	Hossainpur	19,000	11,983	1.6	13,910	11,750	1.2	98	22	4.5	803	920	0.9	200	63	3.2
303	Mymensingh RWH	Ishwarganj	27,612	17,254	1.6	53,911	39,264	1.4	128	12	10.7	2,941	1,771	1.7	400	68	5.9
304	Mymensingh RWH	Itna	23,372	14,648	1.6	16,455	15,933	1.0	141	11	12.8	1,376	532	2.6	50	55	0.9
305	Mymensingh RWH	Kalmakanda	45,300	20,190	2.2	20,580	20,478	1.0	85	13	6.5	2,591	1,047	2.5	140	68	2.1
306	Mymensingh RWH	Karimganj	20,100	14,814	1.4	12,975	16,226	0.8	74	18	4.1	1,438	1,061	1.4	200	148	1.4
307	Mymensingh RWH	Katiadi	40,908	18,370	2.2	36,200	16,195	2.2	96	46	2.1	3,444	1,551	2.2	62	84	0.7
308	Mymensingh RWH	Kendua	19,640	16,442	1.2	16,095	23,764	0.7	94	19	4.9	1,859	1,202	1.5	26	105	0.2
309	Mymensingh RWH	Khaliajuri	11,376	7,489	1.5	5,320	6,803	0.8	124	3	41.3	806	402	2.0	100	44	2.3
310	Mymensingh RWH	Kishoreganj Sadar	37,512	26,243	1.4	37,215	21,174	1.8	327	132	2.5	3,090	1,960	1.6	300	159	1.9
311	Mymensingh RWH	Kuliar Char	24,500	17,780	1.4	20,730	10,185	2.0	68	18	3.8	1,295	1,013	1.3	100	83	1.2
312	Mymensingh RWH	Madan	15,715	11,030	1.4	16,005	10,912	1.5	170	8	21.3	973	632	1.5	110	44	2.5
313	Mymensingh RWH	Mithamain	23,384	8,505	2.7	14,805	7,219	2.1	148	15	9.9	498	235	2.1	172	40	4.3
314	Mymensingh RWH	Mohanganj	14,700	9,184	1.6	10,140	12,726	0.8	64	11	5.8	1,368	963	1.4	200	66	3.0
315	Mymensingh RWH	Muktagachha	34,800	23,427	1.5	26,235	29,740	0.9	157	17	9.2	2,440	1,846	1.3	200	108	1.9
316	Mymensingh RWH	Mymensingh Sadar	208,105	56,289	3.7	51,074	47,300	1.1	333	81	4.1	4,105	3,223	1.3	100	198	0.5
317	Mymensingh RWH	Nandail	33,475	13,401	2.5	58,400	39,167	1.5	136	26	5.2	4,895	2,175	2.3	100	87	1.1
318	Mymensingh RWH	Netrakona Sadar	35,619	17,744	2.0	19,735	24,405	0.8	102	5	20.4	4,230	2,379	1.8	200	136	1.5
319	Mymensingh RWH	Nikli	24,080	12,077	2.0	13,485	7,499	1.8	113	28	4.0	1,687	668	2.5	100	99	1.0
320	Mymensingh RWH	Pakundia	27,744	16,653	1.7	18,840	16,293	1.2	82	32	2.6	1,054	1,197	0.9	200	78	2.6
321	Mymensingh RWH	Phulpur	31,200	17,241	1.8	43,860	41,855	1.0	167	62	2.7	3,665	2,164	1.7	350	202	1.7
322	Mymensingh RWH	Purbadhala	27,700	14,395	1.9	22,125	18,878	1.2	83	7	11.9	2,367	1,900	1.2	200	96	2.1
323	Mymensingh RWH	Tarail	21,464	17,501	1.2	16,515	13,322	1.2	71	25	2.8	1,201	901	1.3	100	51	2.0
324	Mymensingh RWH	Trishal	43,080	27,957	1.5	39,840	36,376	1.1	122	28	4.4	2,059	1,657	1.2	0	104	0.0
325	Noakhali RWH	Begumganj	19,400	20,045	1.0	26,520	11,561	2.3	118	88	1.3	1,963	1,833	1.1	10	127	0.1

SL	Warehouse Name	Upazila Name	Condom			Shukhi			IUD			Injectables			Implant		
			CBL	AMD	MOS	CBL	AMD	MOS	CBL	AMD	MOS	CBL	AMD	MOS	CBL	AMD	MOS
326	Noakhali RWH	Chatkhil	10,880	3,918	2.8	11,164	3,761	3.0	54	33	1.6	1,065	640	1.7	100	48	2.1
327	Noakhali RWH	Chhagalnaiya	20,400	8,795	2.3	12,580	6,104	2.1	86	17	5.1	1,998	867	2.3	100	41	2.4
328	Noakhali RWH	Companiganj	7,912	12,518	0.6	9,255	6,714	1.4	58	14	4.1	1,975	1,230	1.6	150	56	2.7
329	Noakhali RWH	Daganbhuiyan	16,004	12,357	1.3	14,055	5,199	2.7	95	19	5.0	2,645	898	2.9	150	37	4.1
330	Noakhali RWH	Feni Sadar	48,500	41,026	1.2	20,614	14,782	1.4	273	126	2.2	7,768	3,577	2.2	470	114	4.1
331	Noakhali RWH	Fulgazi	25,060	8,260	3.0	9,705	3,417	2.8	116	19	6.1	1,383	502	2.8	100	27	3.7
332	Noakhali RWH	Hatiya	22,236	18,130	1.2	1,699	14,874	0.1	224	35	6.4	514	2,709	0.2	150	149	1.0
333	Noakhali RWH	Kabirhat	12,822	9,156	1.4	19,905	7,411	2.7	66	19	3.5	3,374	1,368	2.5	5	64	0.1
334	Noakhali RWH	Kamalnagar	16,296	6,523	2.5	17,244	5,481	3.1	100	31	3.2	8,934	3,510	2.5	5	94	0.1
335	Noakhali RWH	Lakshmipur Sadar	25,680	13,537	1.9	4,725	12,028	0.4	200	67	3.0	6,779	4,834	1.4	350	78	4.5
336	Noakhali RWH	Noakhali Sadar	32,400	20,387	1.6	19,005	10,684	1.8	174	76	2.3	5,067	2,896	1.7	600	118	5.1
337	Noakhali RWH	Parshuram	37,328	11,321	3.3	9,885	4,019	2.5	81	19	4.3	2,058	587	3.5	100	43	2.3
338	Noakhali RWH	Ramganj	18,044	5,844	3.1	18,640	3,136	5.9	25	12	2.1	3,888	1,407	2.8	100	38	2.6
339	Noakhali RWH	Ramgati	14,009	4,051	3.5	18,463	5,647	3.3	50	13	3.8	5,145	3,295	1.6	0	121	0.0
340	Noakhali RWH	Roypur	11,444	3,363	3.4	15,990	6,911	2.3	128	37	3.5	3,709	1,246	3.0	100	46	2.2
341	Noakhali RWH	Senbagh	9,900	10,444	0.9	8,195	6,449	1.3	15	23	0.7	1,226	1,092	1.1	50	59	0.8
342	Noakhali RWH	Sonagazi	31,568	17,060	1.9	17,820	9,952	1.8	95	29	3.3	5,500	2,510	2.2	100	51	2.0
343	Noakhali RWH	Sonaimuri	10,300	8,502	1.2	11,880	5,323	2.2	1	16	0.1	3,120	1,459	2.1	5	70	0.1
344	Noakhali RWH	Subarnachar	43,800	11,439	3.8	27,630	8,433	3.3	60	22	2.7	4,525	1,316	3.4	10	163	0.1
345	Pabna RWH	Atgharia	93,596	8,688	10.8	76,305	8,704	8.8	220	10	22.0	7,048	455	15.5	100	35	2.9
346	Pabna RWH	Belkuchi	109,800	44,365	2.5	116,520	21,172	5.5	307	16	19.2	12,456	1,852	6.7	200	38	5.3
347	Pabna RWH	Bera	82,000	10,993	7.5	53,175	12,182	4.4	525	65	8.1	11,562	1,328	8.7	105	46	2.3
348	Pabna RWH	Bhangura	81,304	9,770	8.3	78,840	5,753	13.7	218	10	21.8	3,903	179	21.8	110	28	3.9
349	Pabna RWH	Chatmohar	147,376	33,441	4.4	81,225	24,015	3.4	590	25	23.6	13,111	1,224	10.7	200	57	3.5
350	Pabna RWH	Faridpur	84,016	7,676	10.9	68,550	5,734	12.0	238	15	15.9	10,118	867	11.7	200	33	6.1

SL	Warehouse Name	Upazila Name	Condom			Shukhi			IUD			Injectables			Implant		
			CBL	AMD	MOS	CBL	AMD	MOS	CBL	AMD	MOS	CBL	AMD	MOS	CBL	AMD	MOS
351	Pabna RWH	Ishwardi	169,464	26,702	6.3	144,030	14,817	9.7	341	18	18.9	17,292	1,317	13.1	100	76	1.3
352	Pabna RWH	Kamarkhanda	71,884	13,209	5.4	54,675	8,818	6.2	229	19	12.1	9,302	1,087	8.6	150	22	6.8
353	Pabna RWH	Kazipur	73,600	37,481	2.0	110,740	14,966	7.4	155	71	2.2	22,180	2,297	9.7	250	95	2.6
354	Pabna RWH	Pabna Sadar	138,944	60,643	2.3	73,410	40,865	1.8	360	99	3.6	11,300	8,527	1.3	150	98	1.5
355	Pabna RWH	Royganj	93,700	19,271	4.9	92,880	22,444	4.1	324	36	9.0	8,644	2,264	3.8	150	20	7.5
356	Pabna RWH	Santhia	75,200	25,892	2.9	50,760	20,439	2.5	232	20	11.6	14,000	3,355	4.2	105	55	1.9
357	Pabna RWH	Shahjadpur	79,724	52,603	1.5	116,790	26,235	4.5	993	102	9.7	14,832	5,926	2.5	110	236	0.5
358	Pabna RWH	Sirajganj Sadar	80,700	36,089	2.2	61,920	22,791	2.7	510	49	10.4	14,900	3,498	4.3	20	37	0.5
359	Pabna RWH	Sujanagar	200,856	21,375	9.4	137,550	12,017	11.4	401	31	12.9	16,407	2,644	6.2	100	60	1.7
360	Pabna RWH	Tarash	112,864	15,745	7.2	91,260	16,015	5.7	267	47	5.7	4,467	1,197	3.7	150	37	4.1
361	Pabna RWH	Ullah Para	119,600	66,078	1.8	50,160	42,589	1.2	585	124	4.7	13,090	4,751	2.8	500	48	10.4
362	Patuakhali RWH	Amtali	13,040	10,781	1.2	12,270	16,028	0.8	114	14	8.1	2,524	1,613	1.6	100	176	0.6
363	Patuakhali RWH	Bakerganj	32,124	14,936	2.2	20,535	13,529	1.5	69	23	3.0	2,815	1,786	1.6	100	60	1.7
364	Patuakhali RWH	Bamna	5,600	3,152	1.8	8,970	4,031	2.2	41	13	3.2	708	179	4.0	150	69	2.2
365	Patuakhali RWH	Barguna Sadar	17,199	9,517	1.8	16,155	13,163	1.2	85	36	2.4	6,100	3,637	1.7	350	123	2.8
366	Patuakhali RWH	Bauphal	19,195	10,420	1.8	25,200	14,988	1.7	90	55	1.6	4,410	2,109	2.1	200	153	1.3
367	Patuakhali RWH	Betagi	6,800	4,608	1.5	6,375	4,792	1.3	60	17	3.5	735	606	1.2	100	44	2.3
368	Patuakhali RWH	Dashmina	9,610	3,975	2.4	12,180	6,002	2.0	76	31	2.5	1,871	949	2.0	300	130	2.3
369	Patuakhali RWH	Dumki	8,028	3,507	2.3	5,820	2,869	2.0	12	8	1.5	941	379	2.5	150	29	5.2
370	Patuakhali RWH	Galachipa	11,036	12,763	0.9	10,215	21,142	0.5	99	34	2.9	4,047	4,010	1.0	50	317	0.2
371	Patuakhali RWH	Kalapara	13,672	8,548	1.6	15,345	13,847	1.1	85	14	6.1	3,781	2,776	1.4	150	37	4.1
372	Patuakhali RWH	Mirzaganj	10,980	6,061	1.8	7,290	6,050	1.2	46	4	11.5	750	599	1.3	150	32	4.7
373	Patuakhali RWH	Nalchity	7,200	6,691	1.1	7,395	6,274	1.2	52	16	3.3	1,605	1,326	1.2	110	47	2.3
374	Patuakhali RWH	Patharghata	9,664	6,651	1.5	9,020	8,055	1.1	79	19	4.2	1,754	1,285	1.4	300	123	2.4
375	Patuakhali RWH	Patuakhali Sadar	15,240	14,235	1.1	11,743	13,329	0.9	210	78	2.7	2,932	3,050	1.0	200	136	1.5

SL	Warehouse Name	Upazila Name	Condom			Shukhi			IUD			Injectables			Implant		
			CBL	AMD	MOS	CBL	AMD	MOS	CBL	AMD	MOS	CBL	AMD	MOS	CBL	AMD	MOS
376	Rajshahi RWH	Bagatipara	26,292	17,366	1.5	9,105	7,182	1.3	39	9	4.3	507	328	1.5	200	73	2.7
377	Rajshahi RWH	Bagha	79,500	24,115	3.3	29,325	8,647	3.4	97	7	13.9	3,165	1,315	2.4	150	39	3.8
378	Rajshahi RWH	Baghmara	68,800	43,236	1.6	43,950	25,396	1.7	147	45	3.3	2,801	1,808	1.5	500	49	10.2
379	Rajshahi RWH	Baraigram	27,000	23,401	1.2	13,320	14,664	0.9	100	22	4.5	1,835	2,054	0.9	220	68	3.2
380	Rajshahi RWH	Bholahat	12,952	8,298	1.6	6,060	4,621	1.3	60	2	30.0	851	591	1.4	150	28	5.4
381	Rajshahi RWH	Boalia	32,400	43,978	0.7	39,600	4,688	8.4	129	46	2.8	1,200	1,642	0.7	440	151	2.9
382	Rajshahi RWH	Chapai Nababganj Sadar	82,800	49,376	1.7	27,225	18,521	1.5	200	73	2.7	7,310	3,064	2.4	50	79	0.6
383	Rajshahi RWH	Charghat	51,600	22,548	2.3	24,990	11,431	2.2	92	16	5.8	1,250	582	2.1	30	56	0.5
384	Rajshahi RWH	Durgapur	30,072	17,286	1.7	14,010	7,565	1.9	26	7	3.7	803	409	2.0	50	39	1.3
385	Rajshahi RWH	Godagari	73,200	38,957	1.9	25,125	16,064	1.6	37	13	2.8	4,203	2,756	1.5	100	44	2.3
386	Rajshahi RWH	Gomastapur	53,100	26,620	2.0	15,210	13,217	1.2	75	12	6.3	1,564	991	1.6	2	53	0.0
387	Rajshahi RWH	Gurudaspur	44,236	27,924	1.6	15,345	17,079	0.9	43	17	2.5	1,324	1,150	1.2	300	77	3.9
388	Rajshahi RWH	Lalpur	26,116	22,105	1.2	17,715	17,211	1.0	33	21	1.6	1,968	1,649	1.2	315	48	6.6
389	Rajshahi RWH	Mohanpur	52,414	17,404	3.0	13,995	10,693	1.3	18	7	2.6	1,701	2,032	0.8	150	35	4.3
390	Rajshahi RWH	Nachole	26,400	10,954	2.4	36,225	5,791	6.3	25	3	8.3	1,100	815	1.3	110	31	3.5
391	Rajshahi RWH	Natore Sadar	40,208	36,661	1.1	14,576	15,804	0.9	75	41	1.8	1,407	1,251	1.1	50	132	0.4
392	Rajshahi RWH	Paba	43,400	44,513	1.0	16,317	11,661	1.4	51	4	12.8	3,540	3,049	1.2	310	63	4.9
393	Rajshahi RWH	Puthia	36,106	26,530	1.4	13,875	11,806	1.2	35	9	3.9	1,259	1,031	1.2	120	33	3.6
394	Rajshahi RWH	Shibganj	89,700	48,332	1.9	35,040	21,541	1.6	60	18	3.3	4,707	1,925	2.4	200	52	3.8
395	Rajshahi RWH	Singra	202,776	38,577	5.3	48,120	22,611	2.1	94	20	4.7	4,852	2,002	2.4	100	143	0.7
396	Rajshahi RWH	Tanore	20,580	18,513	1.1	14,715	13,620	1.1	26	13	2.0	1,238	862	1.4	200	142	1.4
397	Rangamati RWH	Baghaichhari	19,844	7,577	2.6	8,390	5,518	1.5	46	3	15.3	677	287	2.4	62	22	2.8
398	Rangamati RWH	Barkal	32,700	3,880	8.4	22,275	3,194	7.0	37	3	12.3	4,917	364	13.5	72	6	12.0
399	Rangamati RWH	Belai Chhari	12,249	1,556	7.9	12,568	2,331	5.4	5	3	1.7	718	127	5.7	70	12	5.8
400	Rangamati RWH	Jurai Chhari	16,164	1,990	8.1	14,445	1,718	8.4	54	3	18.0	387	132	2.9	120	19	6.3

SL	Warehouse Name	Upazila Name	Condom			Shukhi			IUD			Injectables			Implant		
			CBL	AMD	MOS	CBL	AMD	MOS	CBL	AMD	MOS	CBL	AMD	MOS	CBL	AMD	MOS
401	Rangamati RWH	Kaptai	12,000	5,194	2.3	10,020	2,824	3.5	56	2	28.0	1,270	365	3.5	100	29	3.4
402	Rangamati RWH	Kawkhali (betbunia)	9,472	3,403	2.8	3,465	2,673	1.3	25	5	5.0	1,186	447	2.7	102	25	4.1
403	Rangamati RWH	Langadu	47,472	5,052	9.4	14,685	3,825	3.8	149	8	18.6	2,031	378	5.4	200	39	5.1
404	Rangamati RWH	Naniarchar	17,064	4,866	3.5	13,960	3,972	3.5	36	4	9.0	1,132	188	6.0	109	19	5.7
405	Rangamati RWH	Rajasthali	7,032	1,085	6.5	4,230	1,577	2.7	70	2	35.0	505	72	7.0	30	18	1.7
406	Rangamati RWH	Rangamati Sadar	27,688	9,048	3.1	16,215	5,950	2.7	202	72	2.8	2,381	614	3.9	240	47	5.1
407	Rangpur RWH	Aditmari	28,300	12,902	2.2	22,605	14,121	1.6	257	93	2.8	7,240	2,632	2.8	0	99	0.0
408	Rangpur RWH	Badarganj	37,428	10,342	3.6	39,936	18,813	2.1	140	45	3.1	7,320	2,670	2.7	300	51	5.9
409	Rangpur RWH	Bhurungamari	49,104	17,199	2.9	24,375	16,221	1.5	115	46	2.5	7,036	2,890	2.4	200	57	3.5
410	Rangpur RWH	Chilmari	31,076	14,496	2.1	10,300	12,124	0.8	66	20	3.3	2,186	1,003	2.2	50	46	1.1
411	Rangpur RWH	Dimla	18,488	7,847	2.4	27,150	20,215	1.3	168	54	3.1	4,007	1,931	2.1	150	94	1.6
412	Rangpur RWH	Domar	15,684	7,221	2.2	20,730	14,360	1.4	77	31	2.5	4,610	2,140	2.2	305	70	4.4
413	Rangpur RWH	Fulchhari	44,800	22,069	2.0	11,180	9,764	1.1	86	28	3.1	5,676	2,637	2.2	50	43	1.2
414	Rangpur RWH	Gaibandha Sadar	44,246	19,051	2.3	29,129	24,647	1.2	129	35	3.7	9,077	3,834	2.4	50	200	0.3
415	Rangpur RWH	Gangachara	45,252	13,589	3.3	46,061	16,579	2.8	181	40	4.5	13,355	4,184	3.2	0	119	0.0
416	Rangpur RWH	Gobindaganj	162,092	44,528	3.6	36,080	34,577	1.0	90	20	4.5	9,611	3,673	2.6	664	79	8.4
417	Rangpur RWH	Hatibandha	21,436	10,259	2.1	30,405	13,006	2.3	131	38	3.4	4,236	2,084	2.0	50	98	0.5
418	Rangpur RWH	Jaldhaka	69,912	14,565	4.8	39,580	22,617	1.8	155	47	3.3	8,074	3,826	2.1	50	94	0.5
419	Rangpur RWH	Kaliganj	22,716	6,507	3.5	20,790	11,794	1.8	105	56	1.9	3,962	1,524	2.6	300	82	3.7
420	Rangpur RWH	Kaunia	29,700	13,138	2.3	11,460	10,629	1.1	76	13	5.8	5,713	2,744	2.1	200	77	2.6
421	Rangpur RWH	Kishoreganj	11,600	5,812	2.0	12,800	16,359	0.8	156	46	3.4	1,050	1,483	0.7	150	89	1.7
422	Rangpur RWH	Kurigram Sadar	40,296	12,315	3.3	28,305	14,553	1.9	122	43	2.8	8,626	2,677	3.2	100	112	0.9
423	Rangpur RWH	Lalmonirhat Sadar	25,352	11,878	2.1	21,120	15,899	1.3	48	18	2.7	8,145	2,989	2.7	0	125	0.0
424	Rangpur RWH	Mitha Pukur	67,800	20,732	3.3	63,795	25,397	2.5	71	11	6.5	8,621	2,769	3.1	50	80	0.6
425	Rangpur RWH	Nageshwari	29,800	14,190	2.1	5,385	30,768	0.2	112	36	3.1	9,278	4,347	2.1	300	91	3.3

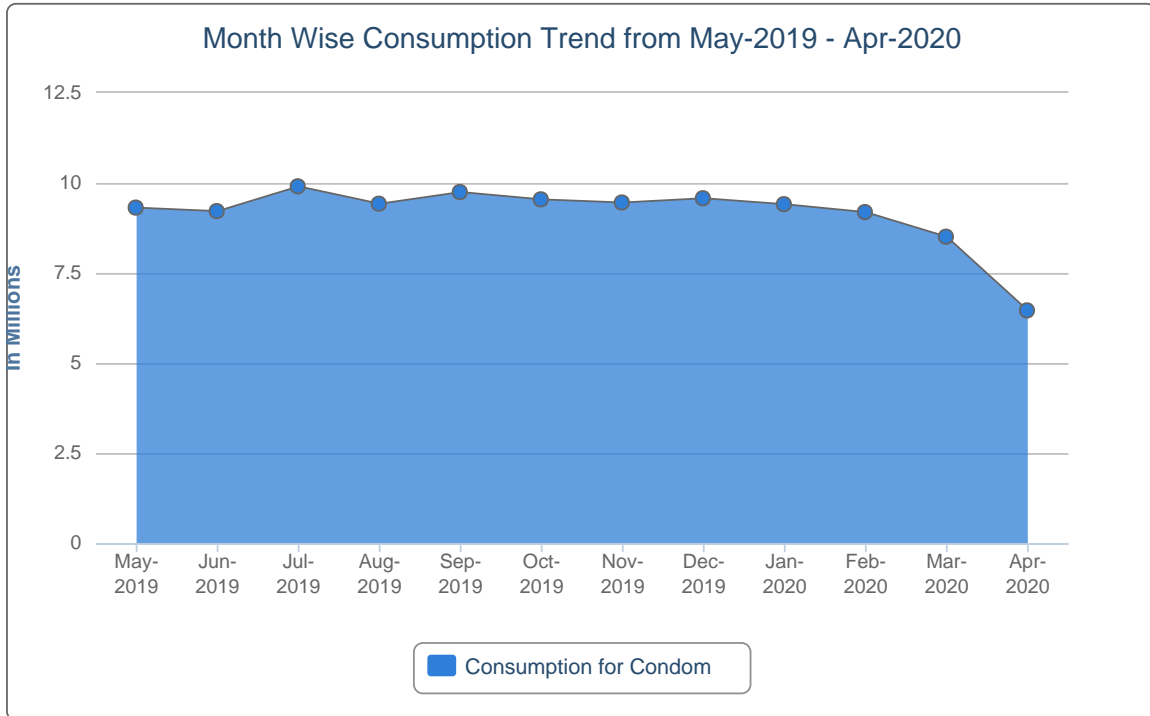
SL	Warehouse Name	Upazila Name	Condom			Shukhi			IUD			Injectables			Implant		
			CBL	AMD	MOS	CBL	AMD	MOS	CBL	AMD	MOS	CBL	AMD	MOS	CBL	AMD	MOS
426	Rangpur RWH	Nilphamari Sadar	36,221	10,438	3.5	53,176	29,408	1.8	144	59	2.4	7,585	3,402	2.2	50	116	0.4
427	Rangpur RWH	Palashbari	17,956	8,519	2.1	1,129	16,577	0.1	67	12	5.6	4,676	2,221	2.1	250	86	2.9
428	Rangpur RWH	Patgram	17,184	6,541	2.6	21,635	13,223	1.6	60	18	3.3	4,512	1,833	2.5	250	32	7.8
429	Rangpur RWH	Phulbari	19,700	6,408	3.1	13,685	12,566	1.1	203	81	2.5	6,429	2,630	2.4	250	53	4.7
430	Rangpur RWH	Pirgachha	62,700	18,558	3.4	62,530	21,925	2.9	250	65	3.8	10,600	3,423	3.1	400	89	4.5
431	Rangpur RWH	Pirganj	58,100	20,760	2.8	40,590	29,263	1.4	175	48	3.6	6,100	2,777	2.2	200	111	1.8
432	Rangpur RWH	Rajarhat	25,400	7,579	3.4	19,235	13,048	1.5	110	35	3.1	4,902	2,049	2.4	0	60	0.0
433	Rangpur RWH	Rangpur Sadar	89,400	28,862	3.1	53,515	26,463	2.0	215	61	3.5	13,998	4,139	3.4	328	203	1.6
434	Rangpur RWH	Sadullapur	82,020	26,776	3.1	21,255	22,451	0.9	133	71	1.9	8,644	3,847	2.2	50	75	0.7
435	Rangpur RWH	Saghata	21,320	9,762	2.2	10,605	19,379	0.5	83	22	3.8	3,191	1,471	2.2	50	73	0.7
436	Rangpur RWH	Saidpur	39,608	14,059	2.8	19,965	9,684	2.1	96	13	7.4	4,116	1,475	2.8	0	46	0.0
437	Rangpur RWH	Sundarganj	88,728	34,438	2.6	79,721	41,932	1.9	281	104	2.7	17,491	7,733	2.3	200	261	0.8
438	Rangpur RWH	Taraganj	17,726	7,400	2.4	17,995	9,222	2.0	43	7	6.1	2,360	1,041	2.3	100	130	0.8
439	Rangpur RWH	Ulipur	24,200	23,253	1.0	11,390	27,114	0.4	108	19	5.7	4,558	3,266	1.4	0	82	0.0
440	Sylhet RWH	Ajmiriganj	4,593	3,990	1.2	9,027	5,823	1.6	13	5	2.6	259	353	0.7	0	53	0.0
441	Sylhet RWH	Bahubal	15,420	6,222	2.5	11,942	5,563	2.1	8	6	1.3	1,116	422	2.6	104	31	3.4
442	Sylhet RWH	Balaganj	37,300	32,716	1.1	18,770	10,849	1.7	54	14	3.9	2,589	1,792	1.4	1	63	0.0
443	Sylhet RWH	Baniachong	24,505	9,776	2.5	23,390	13,297	1.8	41	5	8.2	1,670	801	2.1	7	83	0.1
444	Sylhet RWH	Barlekha	19,424	6,545	3.0	16,500	6,117	2.7	15	5	3.0	1,323	439	3.0	100	43	2.3
445	Sylhet RWH	Beani Bazar	22,900	16,117	1.4	9,490	5,264	1.8	9	10	0.9	595	553	1.1	105	24	4.4
446	Sylhet RWH	Bishwambarpur	8,868	5,878	1.5	6,355	7,191	0.9	6	5	1.2	341	648	0.5	124	23	5.4
447	Sylhet RWH	Bishwanath	11,708	8,897	1.3	6,594	3,872	1.7	34	8	4.3	527	451	1.2	22	36	0.6
448	Sylhet RWH	Chhatak	20,300	13,224	1.5	15,420	9,430	1.6	175	48	3.6	1,514	787	1.9	271	34	8.0
449	Sylhet RWH	Chunarughat	20,650	8,888	2.3	23,960	13,696	1.7	6	4	1.5	2,088	1,009	2.1	1	23	0.0
450	Sylhet RWH	Companiganj	15,800	13,357	1.2	10,245	7,082	1.4	26	3	8.7	1,570	1,368	1.1	50	28	1.8

SL	Warehouse Name	Upazila Name	Condom			Shukhi			IUD			Injectables			Implant		
			CBL	AMD	MOS	CBL	AMD	MOS	CBL	AMD	MOS	CBL	AMD	MOS	CBL	AMD	MOS
451	Sylhet RWH	Dakshin Sunamganj	7,900	9,217	0.9	9,015	7,303	1.2	22	8	2.8	717	656	1.1	20	60	0.3
452	Sylhet RWH	Dakshin Surma	56,600	36,663	1.5	18,600	9,815	1.9	33	4	8.3	1,999	1,146	1.7	85	23	3.7
453	Sylhet RWH	Derai	26,704	25,556	1.0	17,037	10,353	1.6	54	17	3.2	1,631	905	1.8	220	46	4.8
454	Sylhet RWH	Dowarabazar	16,760	10,430	1.6	8,105	9,958	0.8	26	6	4.3	1,199	793	1.5	46	100	0.5
455	Sylhet RWH	Fenchuganj	9,100	5,748	1.6	6,120	3,028	2.0	38	13	2.9	409	259	1.6	50	18	2.8
456	Sylhet RWH	Golapganj	27,136	22,790	1.2	13,095	5,904	2.2	50	17	2.9	783	628	1.2	100	51	2.0
457	Sylhet RWH	Gowainghat	27,200	19,281	1.4	12,840	9,780	1.3	46	8	5.8	3,497	2,794	1.3	150	102	1.5
458	Sylhet RWH	Habiganj Sadar	41,400	16,153	2.6	38,743	14,833	2.6	235	93	2.5	3,651	1,408	2.6	50	50	1.0
459	Sylhet RWH	Jagannathpur	8,226	11,435	0.7	8,045	6,633	1.2	36	18	2.0	542	345	1.6	10	58	0.2
460	Sylhet RWH	Jaintiapur	15,600	17,791	0.9	9,735	7,660	1.3	54	18	3.0	3,100	2,400	1.3	100	23	4.3
461	Sylhet RWH	Jamalganj	5,740	11,949	0.5	11,070	9,754	1.1	30	3	10.0	1,577	1,165	1.4	50	34	1.5
462	Sylhet RWH	Juri	8,400	7,470	1.1	4,515	5,207	0.9	23	18	1.3	709	375	1.9	100	62	1.6
463	Sylhet RWH	Kamalganj	14,600	11,539	1.3	10,560	8,609	1.2	115	33	3.5	780	861	0.9	120	29	4.1
464	Sylhet RWH	Kanaighat	10,728	27,651	0.4	13,620	13,799	1.0	40	10	4.0	2,815	2,559	1.1	60	36	1.7
465	Sylhet RWH	Kulaura	18,004	11,001	1.6	12,525	10,085	1.2	17	6	2.8	1,783	2,235	0.8	100	32	3.1
466	Sylhet RWH	Lakhai	12,660	5,952	2.1	15,315	6,673	2.3	48	6	8.0	795	411	1.9	0	78	0.0
467	Sylhet RWH	Madhabpur	19,900	9,154	2.2	29,895	14,340	2.1	3	4	0.8	1,752	790	2.2	205	43	4.8
468	Sylhet RWH	Maulvibazar Sadar	20,376	10,624	1.9	16,605	8,898	1.9	123	71	1.7	1,520	871	1.7	230	41	5.6
469	Sylhet RWH	Nabiganj	12,700	8,049	1.6	11,280	10,552	1.1	20	11	1.8	705	423	1.7	50	44	1.1
470	Sylhet RWH	Rajnagar	22,200	8,941	2.5	17,975	9,559	1.9	41	11	3.7	1,988	1,192	1.7	150	54	2.8
471	Sylhet RWH	Sreemangal	32,700	12,644	2.6	23,805	10,766	2.2	71	26	2.7	2,724	1,209	2.3	0	86	0.0
472	Sylhet RWH	Sulla	9,200	8,824	1.0	10,230	5,635	1.8	14	2	7.0	415	387	1.1	110	27	4.1
473	Sylhet RWH	Sunamganj Sadar	28,156	11,916	2.4	19,439	7,816	2.5	87	25	3.5	2,691	1,092	2.5	237	75	3.2
474	Sylhet RWH	Sylhet Sadar	80,100	58,617	1.4	34,970	24,000	1.5	61	96	0.6	15,778	10,739	1.5	5	224	0.0
475	Sylhet RWH	Tahirpur	19,880	15,807	1.3	4,590	10,795	0.4	20	5	4.0	1,465	825	1.8	0	56	0.0

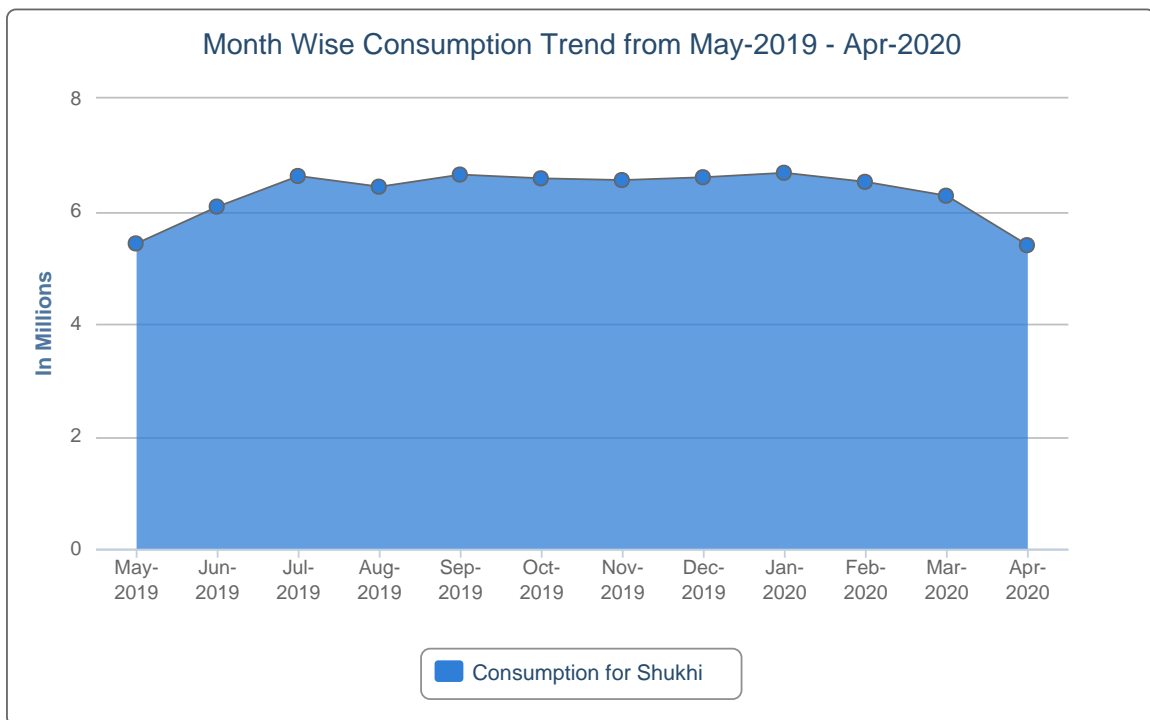
SL	Warehouse Name	Upazila Name	Condom			Shukhi			IUD			Injectables			Implant		
			CBL	AMD	MOS	CBL	AMD	MOS	CBL	AMD	MOS	CBL	AMD	MOS	CBL	AMD	MOS
476	Sylhet RWH	Zakiganj	21,968	21,993	1.0	11,961	9,119	1.3	28	7	4.0	1,684	1,197	1.4	60	94	0.6
477	Tangail RWH	Basail	29,048	22,459	1.3	26,107	12,611	2.1	160	26	6.2	4,051	1,226	3.3	500	94	5.3
478	Tangail RWH	Bhuapur	27,452	22,869	1.2	47,313	18,036	2.6	0	32	0.0	3,488	1,568	2.2	0	72	0.0
479	Tangail RWH	Chauhali	8,960	13,794	0.6	42,965	7,205	6.0	150	12	12.5	4,995	1,148	4.4	401	30	13.4
480	Tangail RWH	Delduar	15,000	22,675	0.7	19,857	18,182	1.1	140	24	5.8	4,830	1,231	3.9	150	49	3.1
481	Tangail RWH	Ghatail	89,760	39,868	2.3	51,375	38,800	1.3	160	23	7.0	6,050	3,358	1.8	200	89	2.2
482	Tangail RWH	Gopalpur	47,078	17,970	2.6	50,145	14,559	3.4	258	31	8.3	5,461	1,533	3.6	300	54	5.6
483	Tangail RWH	Kalihati	50,500	26,462	1.9	13,815	28,801	0.5	262	63	4.2	2,975	3,275	0.9	60	63	1.0
484	Tangail RWH	Madhupur	91,500	25,045	3.7	52,065	28,242	1.8	30	23	1.3	8,074	2,878	2.8	300	82	3.7
485	Tangail RWH	Mirzapur	19,556	26,281	0.7	37,215	23,606	1.6	111	37	3.0	3,577	1,155	3.1	100	55	1.8
486	Tangail RWH	Nagarpur	47,156	31,282	1.5	25,845	21,795	1.2	133	80	1.7	4,174	2,173	1.9	0	99	0.0
487	Tangail RWH	Sakhipur	26,000	22,591	1.2	57,855	22,703	2.5	40	28	1.4	3,470	979	3.5	600	29	20.7
488	Tangail RWH	Tangail Sadar	8,100	41,474	0.2	83,580	22,536	3.7	315	37	8.5	5,236	2,877	1.8	100	139	0.7

7. Month-wise Consumption Trend

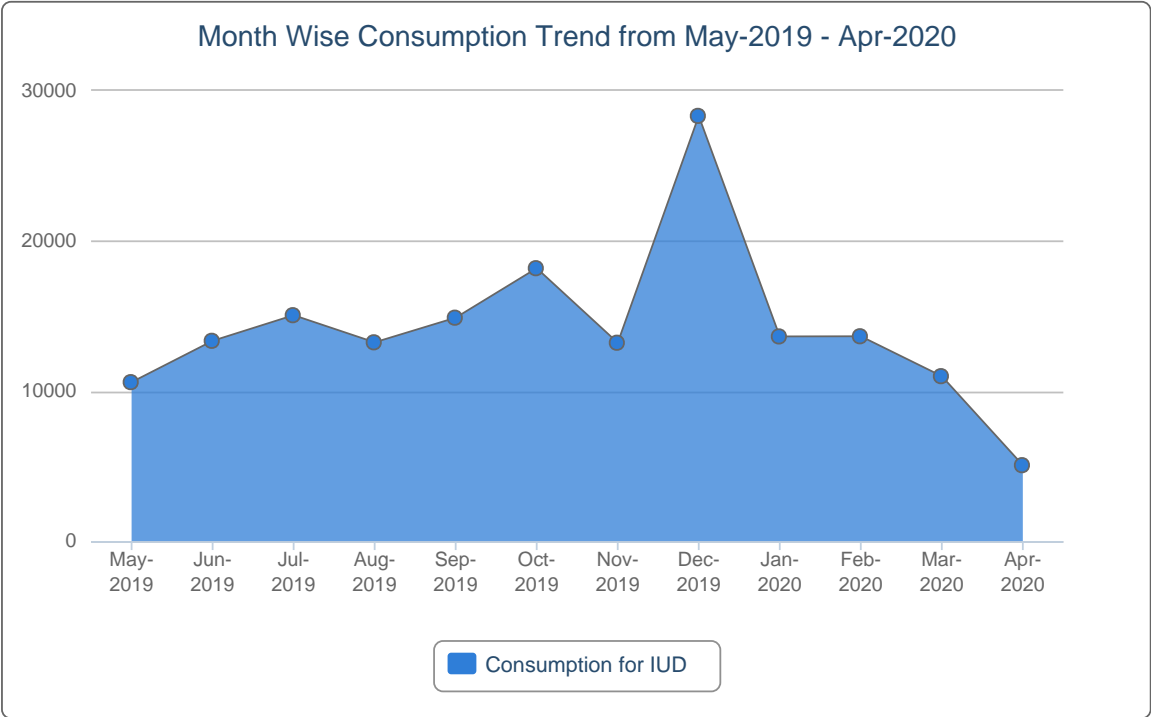
7(a).



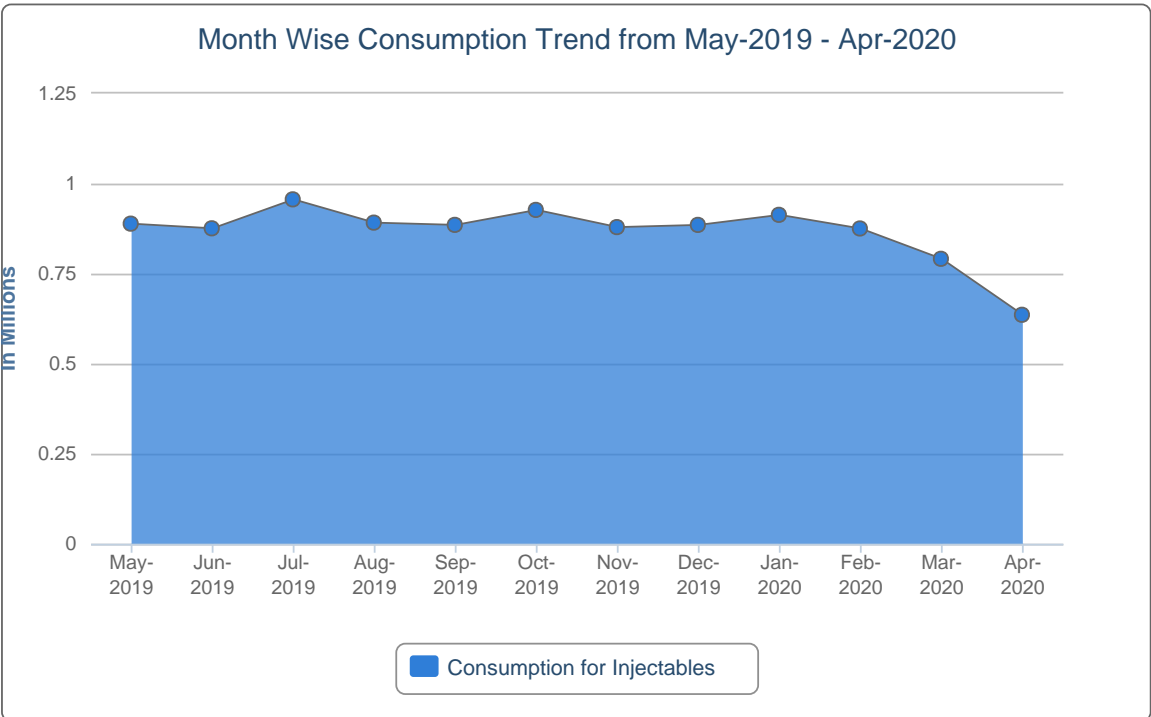
7(b).



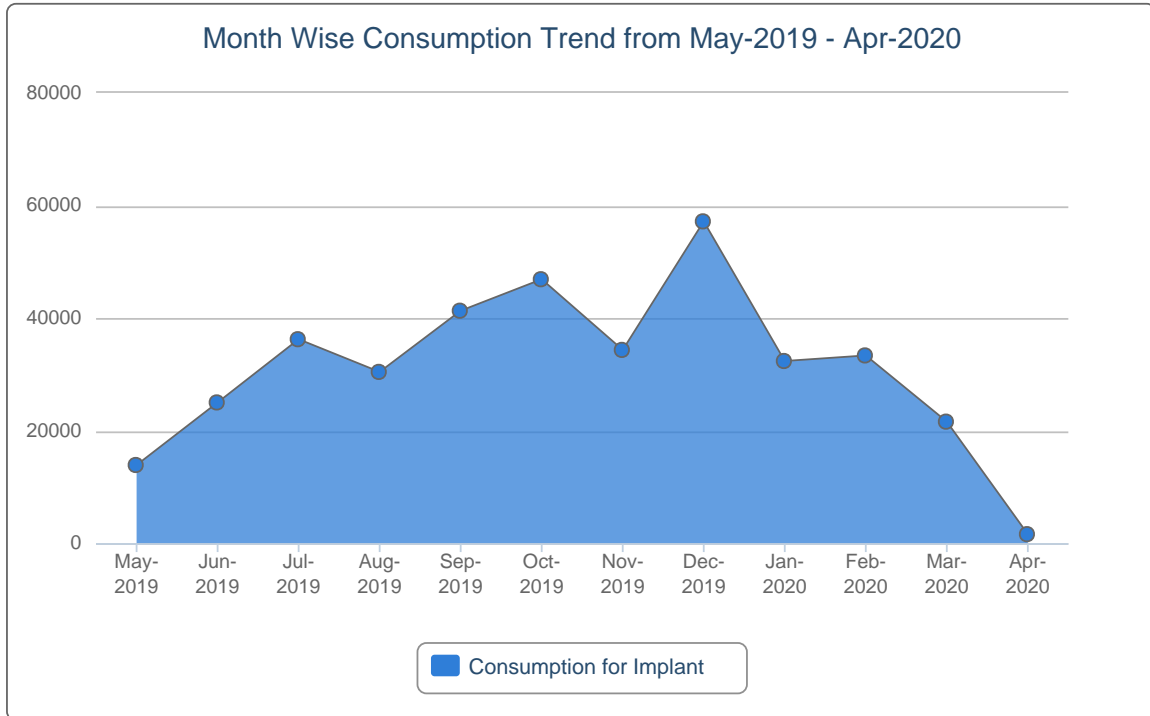
7(c).



7(d).



7(e).



8. Report on Upazila and Warehouse Having Stock Out in last month

SL	Products Name	No of Stockout WH	% of Stockout WH	No of Stockout Upazila Store	% of Stockout Upazila Store	No of Stockout Upazila Field	% of Stockout Upazila Field
1	Condom	0	0%	0	0%	0	0%
2	Shukhi	1	5%	0	0%	0	0%
3	IUD	0	0%	3	1%	0	0%
4	Injectables	0	0%	0	0%	0	0%
5	Implant (Total)	0	0%	-	-	0	0%

List of Stock Out Warehouses

SL	Commodity	Warehouse	Phone
1	Shukhi	Dinajpur RWH	0531-65965

List of StockOut Upazilas

SL	Commodity	Warehouse	District	Upazila	Phone
1	IUD	Dinajpur RWH	Dinajpur	Khansama, Dinajpur	01714966744
2	IUD	Faridpur RWH	Jhalokati	Jhalokati Sadar, Jhalokati	01712279529
3	IUD	Tangail RWH	Tangail	Bhuapur, Tangail	01719048694

“ছেলে হোক, মেয়ে হোক,
দু’টি সন্তানই যথেষ্ট”

Management Information System (MIS)
Directorate General of Family Planning (DGFP)

6, Kawran Bazar, Dhaka- 1215
Email: dirmis@dgfp.gov.bd, dirls@dgfp.gov.bd
www.dgfp.gov.bd, www.scmpbd.org

If you need more information, please visit at <https://www.scmpbd.org>